



DUATHLON

RESULTS BOOK
TABLE OF CONTENTS



	Duathlon	1
1	Table of Contents	2
2	Competition Schedule	3
3	Number of Entries by NOC	4
4	Entry List by NOC	5
5	Medallists by Event	7
6	Medal Standings	8
7	Men's Individual	9
7.1	Start List	10
7.2	Race Facts	11
7.3	Results	12
7.4	Race Analysis	15
7.5	Medallists	27
8	Women's Individual	28
8.1	Start List	29
8.2	Race Facts	30
8.3	Results	31
8.4	Race Analysis	33
8.5	Medallists	43
9	Mixed Relay	44
9.1	Entry List by Event	45
9.2	Start List	46
9.3	Race Facts	49
9.4	Results	50
9.5	Race Analysis	53
9.6	Medallists	58



Competition Schedule

As of WED 13 AUG 2025

Date	Start Time	Estimated Finish Time	Event
THU 14 AUG	8:00	10:00	Men's Individual
FRI 15 AUG	8:00	10:00	Women's Individual
SUN 17 AUG	8:00	10:00	Mixed Relay


Note:
Please check online for more details and the latest updates.



Number of Entries by NOC

As of SAT 16 AUG 2025

NOC	Individual Events			Mixed Teams
	Men	Women	Total	
AUS - Australia	2		2	
BEL - Belgium	3	3	6	3
CAM - Cambodia	1		1	
CHN - People's Republic of China	2	1	3	1
COL - Colombia	1	1	2	1
CZE - Czechia		1	1	
ESP - Spain	1	1	2	1
FRA - France	3		3	
GER - Germany	1	3	4	1
IRI - Islamic Republic of Iran	3	3	6	3
JPN - Japan	3	3	6	2
KOS - Kosovo	1		1	
KSA - Saudi Arabia	1		1	
MAR - Morocco	1		1	
MEX - Mexico	2	2	4	2
MGL - Mongolia	1		1	
NED - Netherlands	2	1	3	1
PAN - Panama	1		1	
PHI - Philippines	3	3	6	3
POR - Portugal	1		1	
SGP - Singapore		3	3	
SVK - Slovakia	1	1	2	1
UAE - United Arab Emirates		1	1	
VEN - Venezuela		2	2	
Total:	34	29	63	19
Number of NOCs:	20	15	24	11



Entry List by NOC

As of WED 13 AUG 2025

NOC	Gender	Date of Birth
AUS - Australia		
HICKEY Rohan	Male	4 NOV 2002
MILEHAM Sam	Male	30 OCT 1998
BEL - Belgium		
DUPONT Jeanne	Female	2 OCT 2002
HILLER Eleonore	Female	28 AUG 2003
ISEBAERT Lisa Lydia M.	Female	5 NOV 2000
BIERINCKX Vincent	Male	25 APR 1990
de SMET Thibaut	Male	7 MAY 1999
DELY Arnaud	Male	22 JAN 1997
CAM - Cambodia		
CHAUMOND Mickael	Male	22 DEC 1990
CHN - People's Republic of China		
LU Ziqing	Female	25 MAY 2006
DUAN Zhengyu	Male	13 APR 1996
TONG Yujia	Male	8 JUN 1998
COL - Colombia		
CASTILLO Diana	Female	30 JAN 1993
MOYA Brian	Male	12 JUN 1993
CZE - Czechia		
POZLEROVA Edita	Female	16 AUG 2007
ESP - Spain		
VARO ZUBIRI Maria	Female	17 APR 1993
MARTIN MORALES Javier	Male	19 NOV 1995
FRA - France		
CHOQUERT Benjamin	Male	17 APR 1986
LAURENT Thomas	Male	4 DEC 1992
le BIHAN Krilan	Male	16 JUL 1998
GER - Germany		
FABER Annika	Female	10 AUG 2002
KLEIN Julia	Female	1 AUG 1997
RASSMANN Nelly Maria	Female	25 DEC 1997
HOLBACH Fabian	Male	11 JUN 1993
IRI - Islamic Republic of Iran		
ABEDINI NEZHAD Faezeh Sadat	Female	9 MAY 2004
NASR AZADANI Hadis	Female	9 JUN 2001
TAYYAREH KHAJOUEI Shokouh	Female	18 MAR 1990
HOSSEINI Seyedjavad	Male	15 SEP 2001
KIANI FALAVARJANI Abbas	Male	29 NOV 1994
REZAEI LAYEH Meysam	Male	25 SEP 1990
JPN - Japan		
FUKUSHIMA Yayoi	Female	13 MAR 1987
KANKE Narumi	Female	3 OCT 2004
SHIMAZAKI Mao	Female	28 NOV 2004
ISHIZEKI Reo	Male	17 JUN 1998
KANEDA Ryosuke	Male	27 JUN 2001
TANAKA Fumiya	Male	16 JUL 1991



Entry List by NOC

As of WED 13 AUG 2025

NOC	Gender	Date of Birth
KOS - Kosovo YMERI Albion	Male	14 OCT 1995
KSA - Saudi Arabia ALGHAMDI Abdulrahman	Male	2 JAN 1987
MAR - Morocco NEMSI Mohamed	Male	8 DEC 1996
MEX - Mexico ALVAREZ CORRAL Anahi MARTINEZ AVILA Selene NUNEZ GOMEZ David NUNEZ GOMEZ Eduardo	Female Female Male Male	11 AUG 2001 29 DEC 2000 29 NOV 1992 22 FEB 2002
MGL - Mongolia ENKHTAIVAN Bolor-Erdene	Male	8 JUN 1995
NED - Netherlands KOOTSTRA Aline CREMERS Thomas van WERSCH Valentin	Female Male Male	3 FEB 1994 17 NOV 1998 10 JUL 2002
PAN - Panama ACOSTA Anel	Male	22 APR 2003
PHI - Philippines MANGROBANG Marion Kim QUIAMBAO Bea Marie TRUPA Merry Joy CIRON John Patrick PECSON Maynard YEE Franklin	Female Female Female Male Male Male	4 SEP 1991 20 JUN 2000 4 JUN 2002 25 SEP 1999 18 NOV 1998 16 JUL 2002
POR - Portugal FIGUEIREDO Hugo	Male	3 DEC 2001
SGP - Singapore MIDDLEDITCH Louisa NG Xuan Jie YONG Man Yun	Female Female Female	17 AUG 2000 26 JUL 2005 29 MAY 1987
SVK - Slovakia CORBOVA Nikola KUBO Ondrej	Female Male	8 DEC 1990 25 NOV 1993
UAE - United Arab Emirates ALSHAMSI Mariam	Female	5 JAN 1992
VEN - Venezuela RUIZ Genesis VARGAS Jonaneth	Female Female	21 OCT 1993 18 NOV 2007



Medallists by Event

As of SUN 17 AUG 2025 at 10:34

Event	Date	Medal	Name	NOC Code	Gender
Women's Individual	FRI 15 AUG	GOLD	ALVAREZ CORRAL Anahi	MEX	
		SILVER	VARO ZUBIRI Maria	ESP	
		BRONZE	DUPONT Jeanne	BEL	
Men's Individual	THU 14 AUG	GOLD	CHOQUERT Benjamin	FRA	
		SILVER	DELY Arnaud	BEL	
		BRONZE	BIERINCKX Vincent	BEL	
Mixed Relay	SUN 17 AUG	GOLD	VARO ZUBIRI Maria MARTIN MORALES Javier	ESP	Female Male
		SILVER	KOOTSTRA Aline van WERSCH Valentin	NED	Female Male
		BRONZE	DUPONT Jeanne DELY Arnaud	BEL	Female Male



Medal Standings

As of SUN 17 AUG 2025 at 10:34

Rank	NOC	Women				Men				Mixed				Total				Rank by Total
		G	S	B	Tot.	G	S	B	Tot.	G	S	B	Tot.	G	S	B	Tot.	
1	ESP - Spain		1		1					1			1	1	1		2	2
2	FRA - France					1			1					1			1	=3
2	MEX - Mexico	1			1									1			1	=3
4	BEL - Belgium			1	1		1	1	2			1	1		1	3	4	1
5	NED - Netherlands										1		1		1		1	=3
Total:		1	1	1	3	1	1	1	3	1	1	1	3	3	3	3	9	

Note:
Rank by Total is calculated by the total number of gold, silver and bronze medals.

Legend:
= Equal sign indicates that two or more NOCs share the same rank by total **B** Bronze **G** Gold **S** Silver
Tot. Total



DUATHLON

Men's Individual



THU 14 AUG 2025
Start Time: 8:00

Start List

Race Number	Name	NOC Code	Date of Birth	Notes
1	CHOQUERT Benjamin	FRA	17 APR 1986	
2	MARTIN MORALES Javier	ESP	19 NOV 1995	
3	DELY Arnaud	BEL	22 JAN 1997	
4	LAURENT Thomas	FRA	4 DEC 1992	
5	BIERINCKX Vincent	BEL	25 APR 1990	
6	le BIHAN Krilan	FRA	16 JUL 1998	
7	KUBO Ondrej	SVK	25 NOV 1993	
8	NEMSI Mohamed	MAR	8 DEC 1996	
11	HOLBACH Fabian	GER	11 JUN 1993	
12	de SMET Thibaut	BEL	7 MAY 1999	
14	TANAKA Fumiya	JPN	16 JUL 1991	
15	CREMERS Thomas	NED	17 NOV 1998	
16	YMERI Albion	KOS	14 OCT 1995	
17	MILEHAM Sam	AUS	30 OCT 1998	
18	TONG Yujia	CHN	8 JUN 1998	
19	ALGHAMDI Abdulrahman	KSA	2 JAN 1987	
20	ISHIZEKI Reo	JPN	17 JUN 1998	
21	YEE Franklin	PHI	16 JUL 2002	
22	PECSON Maynard	PHI	18 NOV 1998	
23	NUNEZ GOMEZ David	MEX	29 NOV 1992	
24	ACOSTA Anel	PAN	22 APR 2003	
25	DUAN Zhengyu	CHN	13 APR 1996	
26	MOYA Brian	COL	12 JUN 1993	
27	NUNEZ GOMEZ Eduardo	MEX	22 FEB 2002	
28	CIRON John Patrick	PHI	25 SEP 1999	
30	HICKEY Rohan	AUS	4 NOV 2002	
32	KANEDA Ryosuke	JPN	27 JUN 2001	
33	HOSSEINI Seyedjavad	IRI	15 SEP 2001	
34	REZAEI LAYEH Meysam	IRI	25 SEP 1990	
35	KIANI FALAVARJANI Abbas	IRI	29 NOV 1994	
36	van WERSCH Valentin	NED	10 JUL 2002	
37	ENKHTAIVAN Bolor-Erdene	MGL	8 JUN 1995	
38	FIGUEIREDO Hugo	POR	3 DEC 2001	
39	CHAUMOND Mickael	CAM	22 DEC 1990	


Entries / NOCs	Course information		
	Run 1 (5.0km)	Bike (30.0km)	Run 2 (5.0km)
34/20	2 Laps of 2.5km	5 Laps of 6.0km	2 Laps of 2.5km



THU 14 AUG 2025
Start Time: 8:00

Race Facts

Segment	Lap	Incident	Athlete Involved	NOC Code
Transition 1		15 second penalty due to wearing an unfastened helmet during progress in the transition with the bicycle.	32 KANEDA Ryosuke	JPN
Run 1		15 second penalty for using posts or other elements to progress around curves.	33 HOSSEINI Seyedjavad	IRI
Run 2	1	Withdrawal from the race.	26 MOYA Brian	COL
Transition 2		15 second penalty for placing equipment outside the box.	37 ENKHTAIVAN Bolor-Erdene	MGL
Run 2	1	15 second penalty served.	32 KANEDA Ryosuke 37 ENKHTAIVAN Bolor-Erdene	JPN MGL
Run 2	1	15 second penalty for littering	6 le BIHAN Krilan	FRA
Run 2	2	15 second penalty served.	6 le BIHAN Krilan	FRA
Run 2	2	15 second penalty served.	33 HOSSEINI Seyedjavad	IRI


 THU 14 AUG 2025
 Start Time: 8:00

Results

Rank	Race No.	Name	NOC Code	Run 1 (2.5 km) 2 Laps		T1		Bike (30.0km) 5 Laps		T2		Run 2 (2.5km) 2 Laps		Total Time	Time Diff.
1	1	CHOQUERT Benjamin	FRA	15:19	(4)	15:37	(3)	58:33	(9)	58:54	(9)	15:20	(1)	1:14:14	
						0:18	(=4)	42:56	(15)	0:21	(=3)				
2	3	DELY Arnaud	BEL	15:18	(1)	15:38	(5)	58:33	(12)	58:54	(8)	15:29	(2)	1:14:23	+0:09
						0:20	(=13)	42:55	(=12)	0:21	(=3)				
3	5	BIERINCKX Vincent	BEL	15:19	(3)	15:38	(4)	58:33	(10)	58:55	(10)	15:38	(3)	1:14:33	+0:19
						0:19	(=8)	42:55	(=12)	0:22	(=7)				
4	12	de SMET Thibaut	BEL	15:18	(2)	15:37	(2)	58:15	(3)	58:34	(2)	16:31	(4)	1:15:05	+0:51
						0:19	(=8)	42:38	(=6)	0:19	(1)				
5	8	NEMSI Mohamed	MAR	15:28	(10)	15:47	(9)	58:15	(4)	58:42	(5)	16:43	(6)	1:15:25	+1:11
						0:19	(=8)	42:28	(5)	0:27	(=29)				
6	36	van WERSCH Valentin	NED	15:36	(13)	15:54	(13)	58:32	(7)	58:53	(7)	16:38	(5)	1:15:31	+1:17
						0:18	(=4)	42:38	(=6)	0:21	(=3)				
7	7	KUBO Ondrej	SVK	15:47	(18)	16:07	(16)	58:15	(2)	58:41	(4)	17:01	(9)	1:15:42	+1:28
						0:20	(=13)	42:08	(=1)	0:26	(=25)				
8	38	FIGUEIREDO Hugo	POR	15:21	(6)	15:41	(7)	58:33	(11)	58:55	(11)	16:52	(8)	1:15:47	+1:33
						0:20	(=13)	42:52	(9)	0:22	(=7)				
9	15	CREMERS Thomas	NED	15:46	(16)	16:06	(15)	58:16	(5)	58:40	(3)	17:11	(=10)	1:15:51	+1:37
						0:20	(=13)	42:10	(3)	0:24	(=18)				
10	39	CHAUMOND Mickael	CAM	15:32	(12)	15:53	(12)	58:35	(14)	58:56	(13)	17:11	(=10)	1:16:07	+1:53
						0:21	(=19)	42:42	(8)	0:21	(=3)				
11	23	NUNEZ GOMEZ David	MEX	15:21	(7)	15:39	(6)	58:32	(8)	58:55	(12)	17:30	(13)	1:16:25	+2:11
						0:18	(=4)	42:53	(=10)	0:23	(=15)				
12	11	HOLBACH Fabian	GER	15:27	(9)	15:50	(11)	57:58	(1)	58:20	(1)	18:34	(=21)	1:16:54	+2:40
						0:23	(=27)	42:08	(=1)	0:22	(=7)				
13	14	TANAKA Fumiya	JPN	15:48	(20)	16:07	(17)	58:34	(13)	58:57	(14)	18:24	(20)	1:17:21	+3:07
						0:19	(=8)	42:27	(4)	0:23	(=15)				
14	4	LAURENT Thomas	FRA	15:25	(8)	15:42	(8)	58:35	(15)	58:59	(15)	19:02	(25)	1:18:01	+3:47
						0:17	(=1)	42:53	(=10)	0:24	(=18)				
15	2	MARTIN MORALES J	ESP	15:19	(5)	15:36	(1)	58:31	(6)	58:53	(6)	19:53	(28)	1:18:46	+4:32
						0:17	(=1)	42:55	(=12)	0:22	(=7)				
16	25	DUAN Zhengyu	CHN	16:33	(26)	16:53	(26)	1:01:09	(18)	1:01:29	(16)	17:19	(12)	1:18:48	+4:34
						0:20	(=13)	44:16	(17)	0:20	(2)				
17	35	KIANI FALAVARJANI	IRI	15:41	(15)	16:05	(14)	1:01:32	(28)	1:02:00	(28)	16:51	(7)	1:18:51	+4:37
						0:24	(29)	45:27	(28)	0:28	(=31)				

Timing and Results provided by Tissot



THU 14 AUG 2025
Start Time: 8:00

Results

Rank	Race No.	Name	NOC Code	Run 1 (2.5 km) 2 Laps	T1	Bike (30.0km) 5 Laps	T2	Run 2 (2.5km) 2 Laps	Total Time	Time Diff.
18	30	HICKEY Rohan	AUS	15:36 (14)	16:20 (21) 0:44 (34)	1:01:26 (20) 45:06 (22)	1:01:48 (19) 0:22 (=7)	17:32 (15)	1:19:20	+5:06
19	18	TONG Yujia	CHN	15:48 (19)	16:14 (20) 0:26 (30)	1:01:30 (24) 45:16 (26)	1:01:53 (22) 0:23 (=15)	17:31 (14)	1:19:24	+5:10
20	34	REZAEI LAYEH Meysam	IRI	16:38 (30)	16:59 (29) 0:21 (=19)	1:01:09 (17) 44:10 (16)	1:01:31 (18) 0:22 (=7)	17:58 (17)	1:19:29	+5:15
21	24	ACOSTA Anel	PAN	15:49 (21)	16:11 (18) 0:22 (=23)	1:01:30 (23) 45:19 (27)	1:01:52 (21) 0:22 (=7)	17:45 (16)	1:19:37	+5:23
22	16	YMERI Albion	KOS	15:47 (17)	16:14 (19) 0:27 (31)	1:01:27 (21) 45:13 (25)	1:01:55 (24) 0:28 (=31)	17:59 (18)	1:19:54	+5:40
23	20	ISHIZEKI Reo	JPN	16:35 (28)	16:56 (27) 0:21 (=19)	1:01:31 (26) 44:35 (19)	1:01:57 (26) 0:26 (=25)	18:09 (19)	1:20:06	+5:52
24	21	YEE Franklin	PHI	15:59 (22)	16:20 (22) 0:21 (=19)	1:01:31 (25) 45:11 (=23)	1:01:56 (25) 0:25 (=20)	18:41 (23)	1:20:37	+6:23
25	17	MILEHAM Sam	AUS	16:30 (25)	16:53 (25) 0:23 (=27)	1:01:25 (19) 44:32 (18)	1:01:51 (20) 0:26 (=25)	19:48 (27)	1:21:39	+7:25
26	6	le BIHAN Krilan	FRA	16:14 (24)	16:32 (24) 0:18 (=4)	1:01:09 (16) 44:37 (20)	1:01:31 (17) 0:22 (=7)	20:08 (30)	1:21:39	+7:25 1P
27	27	NUNEZ GOMEZ E	MEX	15:59 (23)	16:21 (23) 0:22 (=23)	1:01:32 (27) 45:11 (=23)	1:01:57 (27) 0:25 (=20)	20:42 (32)	1:22:39	+8:25
28	22	PECSON Maynard	PHI	16:57 (31)	17:16 (31) 0:19 (=8)	1:04:47 (29) 47:31 (30)	1:05:14 (29) 0:27 (=29)	18:45 (24)	1:23:59	+9:45
29	32	KANEDA Ryosuke	JPN	16:35 (27)	17:05 (30) 0:30 (32)	1:06:11 (31) 49:06 (31)	1:06:40 (31) 0:29 (33)	19:07 (26)	1:25:47	+11:33 1P
30	28	CIRON John Patrick	PHI	16:35 (29)	16:57 (28) 0:22 (=23)	1:07:51 (33) 50:54 (34)	1:08:16 (32) 0:25 (=20)	18:34 (=21)	1:26:50	+12:36
31	37	ENKHTAIVAN BE	MGL	19:20 (34)	19:55 (34) 0:35 (33)	1:04:48 (30) 44:53 (21)	1:05:27 (30) 0:39 (34)	21:40 (33)	1:27:07	+12:53 1P
32	19	ALGHAMDI A	KSA	18:02 (33)	18:19 (33) 0:17 (=1)	1:07:51 (32) 49:32 (32)	1:08:17 (33) 0:26 (=25)	19:56 (29)	1:28:13	+13:59
33	33	HOSSEINI Seyedjavad	IRI	16:59 (32)	17:21 (32) 0:22 (=23)	1:07:52 (34) 50:31 (33)	1:08:17 (34) 0:25 (=20)	20:24 (31)	1:28:41	+14:27 1P
	26	MOYA Brian	COL	15:29 (11)	15:49 (10) 0:20 (=13)	1:01:29 (22) 45:40 (29)	1:01:54 (23) 0:25 (=20)		DNF	

Timing and Results provided by Tissot



THU 14 AUG 2025
Start Time: 8:00

Results

Participants						
Entries / NOCs	Finished	LAP	DNF	DSQ	DNS	DQB
34/20	33	0	1	0	0	0

Technical Delegates: TAN Melody (MAS)	Competition Jury: TAN Melody (MAS) FERNANDEZ ARIMANY Antonio Jesus (ESP) NINGNING Huai (CHN)
Head Referees: MO Sze Yuen (HKG)	Medical Delegate: XIAOLI Wang (CHN)

Legend:			
=	Equal sign indicates that two or more athletes share the same secondary rank	Diff.	Difference
DNF	Did Not Finish	DNS	Did Not Start
DSQ	Disqualified	LAP	Lapped
xP	x 15 second Penalty	DQB	Disqualified for unsportsmanlike behaviour
		No.	Number
		T	Transition

Timing and Results provided by Tissot



THU 14 AUG 2025
Start Time: 8:00

Race Analysis

Course information								
Run 1 (5.0km)	Bike (30.0km)				Run 2 (5.0km)			
2 Laps of 2.5km	5 Laps of 6.0km				2 Laps of 2.5km			

Rk	Name	NOC Code	Segment									
	Run 1		1.3km	2.5km	3.8km	5.0km						
	T1		out									
	Bike		2.0km	4.0km	6.0km	8.0km	10.0km	12.0km	14.0km	16.0km	18.0km	
			20.0km	22.0km	24.0km	26.0km	28.0km	30.0km				
	T2		out									
	Run 2		1.3km	2.5km	3.6km	3.8km	5.0km					
1	CHOQUERT Benjamin	FRA	1:14:14									
	Run 1		3:35 (1) 3:35 (1)	3:34 (=5) 7:09 (1)	4:13 (=5) 11:22 (1)	3:57 (=4) 15:19 (4)					15:19 (4)	
	T1		0:18 (=4) 15:37 (3)								0:18 (=4)	
	Bike		3:13 (=8) 18:50 (2)	2:30 (=10) 21:20 (5)	2:59 (=27) 24:19 (5)	3:07 (=10) 27:26 (10)	2:28 (=4) 29:54 (8)	2:46 (=13) 32:40 (12)	3:21 (=9) 36:01 (12)	2:25 (=5) 38:26 (12)	2:43 (=4) 41:09 (13)	42:56 (15)
	T2		3:08 (=7) 44:17 (11)	2:21 (=8) 46:38 (11)	2:52 (=9) 49:30 (12)	3:33 (=10) 53:03 (6)	2:33 (=7) 55:36 (9)	2:57 (=16) 58:33 (9)				0:21 (=3)
	Run 2		3:48 (2) 1:02:42 (4)	3:39 (1) 1:06:21 (1)	4:26 (=1) 1:10:47 (1)	2:33 (1) 1:13:20 (1)	0:54 (=3) 1:14:14 (1)					15:20 (1)
2	DELY Arnaud	BEL	1:14:23 +0:09									
	Run 1		3:36 (3) 3:36 (3)	3:34 (=5) 7:10 (3)	4:12 (=1) 11:22 (2)	3:56 (=2) 15:18 (1)						15:18 (1)
	T1		0:20 (=13) 15:38 (5)									0:20 (=13)
	Bike		3:12 (7) 18:50 (3)	2:29 (=8) 21:19 (2)	2:46 (=7) 24:05 (1)	3:11 (=13) 27:16 (2)	2:38 (=14) 29:54 (10)	2:42 (=1) 32:36 (1)	3:22 (=12) 35:58 (3)	2:26 (12) 38:24 (3)	2:43 (=4) 41:07 (4)	42:55 (=12)
	T2		3:08 (=7) 44:15 (4)	2:20 (=4) 46:35 (4)	2:54 (=21) 49:29 (4)	3:34 (=13) 53:03 (4)	2:33 (=7) 55:36 (6)	2:57 (=16) 58:33 (12)				0:21 (=3)
	Run 2		3:47 (1) 1:02:41 (3)	3:40 (=2) 1:06:21 (2)	4:26 (=1) 1:10:47 (2)	2:41 (=2) 1:13:28 (2)	0:55 (6) 1:14:23 (2)					15:29 (2)
3	BIERINCKX Vincent	BEL	1:14:33 +0:19									
	Run 1		3:36 (6) 3:36 (6)	3:34 (=5) 7:10 (5)	4:12 (=1) 11:22 (3)	3:57 (=4) 15:19 (3)						15:19 (3)
	T1		0:19 (=8) 15:38 (4)									0:19 (=8)
	Bike		3:11 (=4) 18:49 (1)	2:31 (12) 21:20 (4)	3:00 (=29) 24:20 (6)	3:05 (=3) 27:25 (6)	2:29 (=10) 29:54 (13)	2:45 (=6) 32:39 (9)	3:22 (=12) 36:01 (10)	2:25 (=5) 38:26 (9)	2:42 (=1) 41:08 (9)	42:55 (=12)
	T2		3:08 (=7) 44:16 (8)	2:20 (=4) 46:36 (9)	2:53 (=11) 49:29 (5)	3:35 (=25) 53:04 (11)	2:33 (=7) 55:37 (12)	2:56 (=12) 58:33 (10)				0:22 (=7)
	Run 2		3:55 (3) 1:02:50 (5)	3:40 (=2) 1:06:30 (4)	4:26 (=1) 1:10:56 (3)	2:41 (=2) 1:13:37 (3)	0:56 (=7) 1:14:33 (3)					15:38 (3)



THU 14 AUG 2025
Start Time: 8:00

Race Analysis

Rk	Name	NOC Code	Segment												
	Run 1		1.3km	2.5km	3.8km	5.0km									
	T1		out												
	Bike		2.0km	4.0km	6.0km	8.0km	10.0km	12.0km	14.0km	16.0km	18.0km				
			20.0km	22.0km	24.0km	26.0km	28.0km	30.0km							
	T2		out												
	Run 2		1.3km	2.5km	3.6km	3.8km	5.0km								
4	de SMET Thibaut	BEL	1:15:05		+0:51										
	Run 1		3:36 (5) 3:36 (5)	3:34 (=5) 7:10 (6)	4:13 (=5) 11:23 (7)	3:55 (1) 15:18 (2)									15:18 (2)
	T1		0:19 (=8) 15:37 (2)												0:19 (=8)
	Bike		3:13 (=8) 18:50 (5)	2:30 (=10) 21:20 (6)	2:46 (=7) 24:06 (4)	3:10 (12) 27:16 (3)	2:38 (=14) 29:54 (12)	2:45 (=6) 32:39 (10)	3:09 (2) 35:48 (1)	2:29 (15) 38:17 (1)	2:47 (=15) 41:04 (1)				42:38 (=6)
			3:07 (=3) 44:11 (1)	2:23 (=13) 46:34 (1)	2:56 (=28) 49:30 (15)	3:35 (=25) 53:05 (14)	2:24 (=1) 55:29 (4)	2:46 (=1) 58:15 (3)							
	T2		0:19 (1) 58:34 (2)												0:19 (1)
	Run 2		4:00 (5) 1:02:34 (1)	3:56 (=4) 1:06:30 (3)	4:43 (4) 1:11:13 (4)	2:54 (5) 1:14:07 (4)	0:58 (=11) 1:15:05 (4)								16:31 (4)
5	NEMSI Mohamed	MAR	1:15:25		+1:11										
	Run 1		3:35 (2) 3:35 (2)	3:34 (=5) 7:09 (2)	4:15 (=12) 11:24 (9)	4:04 (10) 15:28 (10)									15:28 (10)
	T1		0:19 (=8) 15:47 (9)												0:19 (=8)
	Bike		3:11 (=4) 18:58 (9)	2:35 (15) 21:33 (8)	2:47 (=10) 24:20 (9)	3:06 (=5) 27:26 (11)	2:28 (=4) 29:54 (5)	2:44 (=4) 32:38 (5)	3:23 (=18) 36:01 (8)	2:23 (1) 38:24 (5)	2:43 (=4) 41:07 (6)				42:28 (5)
			3:09 (=12) 44:16 (9)	2:20 (=4) 46:36 (8)	2:54 (=21) 49:30 (10)	3:34 (=13) 53:04 (10)	2:24 (=1) 55:28 (3)	2:47 (3) 58:15 (4)							
	T2		0:27 (=26) 58:42 (5)												0:27 (=26)
	Run 2		3:59 (4) 1:02:41 (2)	4:00 (=7) 1:06:41 (5)	4:53 (=9) 1:11:34 (5)	2:55 (=6) 1:14:29 (5)	0:56 (=7) 1:15:25 (5)								16:43 (6)
6	van WERSCH Valentin	NED	1:15:31		+1:17										
	Run 1		3:37 (12) 3:37 (12)	3:34 (=5) 7:11 (11)	4:16 (14) 11:27 (14)	4:09 (=16) 15:36 (13)									15:36 (13)
	T1		0:18 (=4) 15:54 (13)												0:18 (=4)
	Bike		3:22 (13) 19:16 (12)	2:25 (=3) 21:41 (12)	2:39 (=1) 24:20 (10)	3:05 (=3) 27:25 (5)	2:28 (=4) 29:53 (2)	2:45 (=6) 32:38 (7)	3:22 (=12) 36:00 (6)	2:25 (=5) 38:25 (6)	2:43 (=4) 41:08 (7)				42:38 (=6)
			3:07 (=3) 44:15 (6)	2:20 (=4) 46:35 (6)	2:54 (=21) 49:29 (3)	3:32 (=7) 53:01 (2)	2:35 (=16) 55:36 (7)	2:56 (=12) 58:32 (7)							
	T2		0:21 (=3) 58:53 (7)												0:21 (=3)
	Run 2		4:01 (6) 1:02:54 (6)	3:56 (=4) 1:06:50 (6)	4:46 (=5) 1:11:36 (6)	2:55 (=6) 1:14:31 (6)	1:00 (=17) 1:15:31 (6)								16:38 (5)



THU 14 AUG 2025
Start Time: 8:00

Race Analysis


Rk	Name	NOC Code	Segment									
	Run 1		1.3km	2.5km	3.8km	5.0km						
	T1		out									
	Bike		2.0km	4.0km	6.0km	8.0km	10.0km	12.0km	14.0km	16.0km	18.0km	
			20.0km	22.0km	24.0km	26.0km	28.0km	30.0km				
	T2		out									
	Run 2		1.3km	2.5km	3.6km	3.8km	5.0km					
7	KUBO Ondrej	SVK	1:15:42 +1:28									
	Run 1		3:40 (26) 3:40 (26)	3:36 (19) 7:16 (20)	4:22 (=16) 11:38 (17)	4:09 (=16) 15:47 (18)					15:47 (18)	
	T1		0:20 (=13) 16:07 (16)								0:20 (=13)	
	Bike		3:09 (=1) 19:16 (11) 44:18 (14)	2:25 (=3) 21:41 (11) 46:35 (7)	2:40 (=4) 24:21 (11) 49:29 (2)	3:04 (2) 27:25 (7) 53:03 (5)	2:29 (=10) 29:54 (6) 55:27 (2)	2:45 (=6) 32:39 (8) 58:15 (2)	3:19 (8) 35:58 (2) 58:15 (2)	2:27 (13) 38:25 (8)	2:42 (=1) 41:07 (3)	42:08 (=1)
	T2		0:26 (=23) 58:41 (4)								0:26 (=23)	
	Run 2		4:19 (=13) 1:03:00 (8)	4:02 (=12) 1:07:02 (8)	4:46 (=5) 1:11:48 (7)	2:56 (8) 1:14:44 (7)	0:58 (=11) 1:15:42 (7)				17:01 (9)	
8	FIGUEIREDO Hugo	POR	1:15:47 +1:33									
	Run 1		3:39 (20) 3:39 (20)	3:32 (1) 7:11 (13)	4:12 (=1) 11:23 (4)	3:58 (=6) 15:21 (6)					15:21 (6)	
	T1		0:20 (=13) 15:41 (7)								0:20 (=13)	
	Bike		3:09 (=1) 18:50 (4) 44:15 (5)	2:29 (=8) 21:19 (3) 46:37 (10)	2:46 (=7) 24:05 (2) 49:30 (11)	3:11 (=13) 27:16 (1) 53:02 (3)	2:38 (=14) 29:54 (9) 55:37 (14)	2:46 (=13) 32:40 (14) 58:33 (11)	3:18 (7) 35:58 (4)	2:28 (14) 38:26 (13)	2:44 (=13) 41:10 (14)	42:52 (9)
	T2		0:22 (=7) 58:55 (11)								0:22 (=7)	
	Run 2		4:18 (=10) 1:03:13 (11)	4:01 (=10) 1:07:14 (10)	4:51 (8) 1:12:05 (9)	2:51 (4) 1:14:56 (9)	0:51 (1) 1:15:47 (8)				16:52 (8)	
9	CREMERS Thomas	NED	1:15:51 +1:37									
	Run 1		3:39 (24) 3:39 (24)	3:34 (=5) 7:13 (17)	4:24 (=20) 11:37 (16)	4:09 (=16) 15:46 (16)					15:46 (16)	
	T1		0:20 (=13) 16:06 (15)								0:20 (=13)	
	Bike		3:11 (=4) 19:17 (15) 44:11 (2)	2:24 (=1) 21:41 (13) 46:34 (2)	2:39 (=1) 24:20 (7) 49:30 (7)	3:07 (=10) 27:27 (12) 53:05 (15)	2:27 (=2) 29:54 (11) 55:30 (5)	2:42 (=1) 32:36 (2) 58:16 (5)	3:26 (=27) 36:02 (13)	2:24 (=2) 38:26 (10)	2:43 (=4) 41:09 (11)	42:10 (3)
	T2		0:24 (=18) 58:40 (3)								0:24 (=18)	
	Run 2		4:23 (17) 1:03:03 (10)	4:00 (=7) 1:07:03 (9)	4:53 (=9) 1:11:56 (8)	2:58 (10) 1:14:54 (8)	0:57 (10) 1:15:51 (9)				17:11 (=10)	



THU 14 AUG 2025
Start Time: 8:00

Race Analysis

Rk	Name	NOC Code	Segment												
			Run 1	1.3km	2.5km	3.8km	5.0km								
			T1	out											
			Bike	2.0km	4.0km	6.0km	8.0km	10.0km	12.0km	14.0km	16.0km	18.0km			
			T2	out											
			Run 2	1.3km	2.5km	3.6km	3.8km	5.0km							
10	CHAUMOND Mickael	CAM		1:16:07	+1:53										
			Run 1	3:38 (15) 3:38 (15)	3:34 (=5) 7:12 (14)	4:13 (=5) 11:25 (12)	4:07 (=12) 15:32 (12)								15:32 (12)
			T1	0:21 (=19) 15:53 (12)											0:21 (=19)
			Bike	3:24 (14) 19:17 (13)	2:25 (=3) 21:42 (14)	2:39 (=1) 24:21 (13)	3:06 (=5) 27:27 (13)	2:28 (=4) 29:55 (14)	2:45 (=6) 32:40 (11)	3:22 (=12) 36:02 (14)	2:25 (=5) 38:27 (14)	2:42 (=1) 41:09 (10)			42:42 (8)
			T2	3:07 (=3) 44:16 (10)	2:23 (=13) 46:39 (13)	2:51 (=5) 49:30 (13)	3:34 (=13) 53:04 (9)	2:34 (=13) 55:38 (15)	2:57 (=16) 58:35 (14)						0:21 (=3)
			Run 2	4:19 (=13) 1:03:15 (12)	4:01 (=10) 1:07:16 (11)	4:55 (=11) 1:12:11 (11)	2:57 (9) 1:15:08 (10)	0:59 (16) 1:16:07 (10)							17:11 (=10)
11	NUNEZ GOMEZ David	MEX		1:16:25	+2:11										
			Run 1	3:37 (11) 3:37 (11)	3:33 (=2) 7:10 (7)	4:13 (=5) 11:23 (6)	3:58 (=6) 15:21 (7)								15:21 (7)
			T1	0:18 (=4) 15:39 (6)											0:18 (=4)
			Bike	3:18 (12) 18:57 (8)	2:37 (18) 21:34 (9)	2:47 (=10) 24:21 (12)	3:06 (=5) 27:27 (14)	2:28 (=4) 29:55 (15)	2:45 (=6) 32:40 (15)	3:22 (=12) 36:02 (15)	2:25 (=5) 38:27 (15)	2:44 (=13) 41:11 (15)			42:53 (=10)
			T2	3:07 (=3) 44:18 (15)	2:22 (=10) 46:40 (15)	2:50 (=2) 49:30 (14)	3:34 (=13) 53:04 (13)	2:33 (=7) 55:37 (13)	2:55 (=9) 58:32 (8)						0:23 (=15)
			Run 2	4:07 (7) 1:03:02 (9)	4:00 (=7) 1:07:02 (7)	5:07 (=13) 1:12:09 (10)	3:10 (=17) 1:15:19 (11)	1:06 (27) 1:16:25 (11)							17:30 (13)
12	HOLBACH Fabian	GER		1:16:54	+2:40										
			Run 1	3:36 (4) 3:36 (4)	3:34 (=5) 7:10 (4)	4:14 (11) 11:24 (8)	4:03 (9) 15:27 (9)								15:27 (9)
			T1	0:23 (=27) 15:50 (11)											0:23 (=27)
			Bike	3:26 (15) 19:16 (10)	2:24 (=1) 21:40 (10)	2:42 (6) 24:22 (15)	3:02 (1) 27:24 (4)	2:29 (=10) 29:53 (1)	2:44 (=4) 32:37 (4)	3:21 (=9) 35:58 (5)	2:25 (=5) 38:23 (2)	2:43 (=4) 41:06 (2)			42:08 (=1)
			T2	3:09 (=12) 44:15 (3)	2:19 (=2) 46:34 (3)	2:45 (1) 49:19 (1)	3:18 (1) 52:37 (1)	2:28 (5) 55:05 (1)	2:53 (=5) 57:58 (1)						0:22 (=7)
			Run 2	4:36 (24) 1:02:56 (7)	4:34 (26) 1:07:30 (12)	5:08 (16) 1:12:38 (12)	3:13 (20) 1:15:51 (12)	1:03 (=22) 1:16:54 (12)							18:34 (=21)



THU 14 AUG 2025
Start Time: 8:00

Race Analysis

Rk	Name	NOC Code	Segment												
	Run 1		1.3km	2.5km	3.8km	5.0km									
	T1		out												
	Bike		2.0km	4.0km	6.0km	8.0km	10.0km	12.0km	14.0km	16.0km	18.0km				
	T2		20.0km	22.0km	24.0km	26.0km	28.0km	30.0km							
	Run 2		out												
	Run 2		1.3km	2.5km	3.6km	3.8km	5.0km								
13	TANAKA Fumiya	JPN	1:17:21		+3:07										
	Run 1		3:40 (25)	3:38 (=21)	4:22 (=16)	4:08 (=14)									15:48 (20)
	T1		3:40 (25)	7:18 (23)	11:40 (22)	15:48 (20)									0:19 (=8)
	Bike		0:19 (=8)												42:27 (4)
	T2		16:07 (17)												0:23 (=15)
	Run 2		3:10 (3)	2:25 (=3)	2:40 (=4)	3:06 (=5)	2:26 (1)	2:46 (=13)	3:21 (=9)	2:25 (=5)	2:43 (=4)				18:24 (20)
			19:17 (14)	21:42 (15)	24:22 (14)	27:28 (15)	29:54 (7)	32:40 (13)	36:01 (11)	38:26 (11)	41:09 (12)				
			3:08 (=7)	2:22 (=10)	2:51 (=5)	3:34 (=13)	2:33 (=7)	2:57 (=16)							
			44:17 (12)	46:39 (12)	49:30 (9)	53:04 (12)	55:37 (11)	58:34 (13)							
			4:28 (22)	4:16 (=17)	5:15 (20)	3:16 (22)	1:09 (=30)								
			1:03:25 (14)	1:07:41 (13)	1:12:56 (13)	1:16:12 (13)	1:17:21 (13)								
14	LAURENT Thomas	FRA	1:18:01		+3:47										
	Run 1		3:37 (10)	3:35 (=17)	4:12 (=1)	4:01 (8)									15:25 (8)
	T1		3:37 (10)	7:12 (15)	11:24 (10)	15:25 (8)									0:17 (=1)
	Bike		0:17 (=1)												42:53 (=10)
	T2		15:42 (8)												0:24 (=18)
	Run 2		3:15 (=10)	2:36 (=16)	2:47 (=10)	3:06 (=5)	2:27 (=2)	2:43 (3)	3:24 (=20)	2:24 (=2)	2:43 (=4)				19:02 (25)
			18:57 (7)	21:33 (7)	24:20 (8)	27:26 (9)	29:53 (3)	32:36 (3)	36:00 (7)	38:24 (4)	41:07 (5)				
			3:11 (=14)	2:21 (=8)	2:51 (=5)	3:34 (=13)	2:33 (=7)	2:58 (=25)							
			44:18 (13)	46:39 (14)	49:30 (8)	53:04 (8)	55:37 (10)	58:35 (15)							
			0:24 (=18)												
			58:59 (15)												
			4:26 (=19)	4:27 (24)	5:33 (26)	3:27 (28)	1:09 (=30)								
			1:03:25 (13)	1:07:52 (14)	1:13:25 (14)	1:16:52 (14)	1:18:01 (14)								
15	MARTIN MORALES Javier	ESP	1:18:46		+4:32										
	Run 1		3:37 (9)	3:33 (=2)	4:13 (=5)	3:56 (=2)									15:19 (5)
	T1		3:37 (9)	7:10 (8)	11:23 (5)	15:19 (5)									0:17 (=1)
	Bike		0:17 (=1)												42:55 (=12)
	T2		15:36 (1)												0:22 (=7)
	Run 2		3:15 (=10)	2:27 (7)	2:47 (=10)	3:20 (=18)	2:28 (=4)	2:45 (=6)	3:23 (=18)	2:24 (=2)	2:43 (=4)				19:53 (28)
			18:51 (6)	21:18 (1)	24:05 (3)	27:25 (8)	29:53 (4)	32:38 (6)	36:01 (9)	38:25 (7)	41:08 (8)				
			3:08 (=7)	2:19 (=2)	2:54 (=21)	3:35 (=25)	2:32 (6)	2:55 (=9)							
			44:16 (7)	46:35 (5)	49:29 (6)	53:04 (7)	55:36 (8)	58:31 (6)							
			0:22 (=7)												
			58:53 (6)												
			4:51 (28)	4:50 (31)	5:47 (31)	3:21 (27)	1:04 (=24)								
			1:03:44 (15)	1:08:34 (15)	1:14:21 (15)	1:17:42 (15)	1:18:46 (15)								



THU 14 AUG 2025
Start Time: 8:00

Race Analysis

Rk	Name	NOC Code											Segment
----	------	----------	--	--	--	--	--	--	--	--	--	--	---------

Run 1	1.3km	2.5km	3.8km	5.0km								
T1	out											
Bike	2.0km	4.0km	6.0km	8.0km	10.0km	12.0km	14.0km	16.0km	18.0km			
	20.0km	22.0km	24.0km	26.0km	28.0km	30.0km						
T2	out											
Run 2	1.3km	2.5km	3.6km	3.8km	5.0km							

16	DUAN Zhengyu	CHN	1:18:48	+4:34									
Run 1	3:46 (32)	3:49 (30)	4:35 (25)	4:23 (25)									16:33 (26)
T1	0:20 (=13)	7:35 (31)	12:10 (29)	16:33 (26)									0:20 (=13)
Bike	3:35 (25)	2:42 (23)	2:50 (15)	3:29 (29)	2:38 (=14)	2:51 (16)	3:15 (6)	2:33 (=16)	2:48 (=17)	44:16 (17)			
	20:28 (25)	23:10 (26)	26:00 (25)	29:29 (26)	32:07 (28)	34:58 (24)	38:13 (25)	40:46 (25)	43:34 (26)				
T2	0:20 (2)	49:23 (16)	52:14 (18)	55:38 (18)	58:12 (17)	1:01:09 (18)							0:20 (2)
Run 2	4:18 (=10)	4:07 (=14)	4:55 (=11)	3:01 (=12)	0:58 (=11)					17:19 (12)			
	1:05:47 (16)	1:09:54 (16)	1:14:49 (16)	1:17:50 (16)	1:18:48 (16)								

17	KIANI FALAVARJANI Abbas	IRI	1:18:51	+4:37									
Run 1	3:39 (23)	3:33 (=2)	4:20 (15)	4:09 (=16)									15:41 (15)
T1	0:24 (29)	7:12 (16)	11:32 (15)	15:41 (15)									0:24 (29)
Bike	3:44 (30)	2:44 (=25)	2:57 (=22)	3:21 (=20)	2:42 (=23)	2:57 (=22)	3:24 (=20)	2:43 (=25)	2:57 (=25)	45:27 (28)			
	19:49 (22)	22:33 (21)	25:30 (23)	28:51 (22)	31:33 (23)	34:30 (21)	37:54 (20)	40:37 (21)	43:34 (24)				
T2	0:28 (=28)	49:29 (28)	52:22 (27)	55:56 (28)	58:34 (28)	1:01:32 (28)							0:28 (=28)
Run 2	4:12 (=8)	3:57 (6)	4:50 (7)	3:00 (11)	0:52 (2)					16:51 (7)			
	1:06:12 (21)	1:10:09 (18)	1:14:59 (17)	1:17:59 (17)	1:18:51 (17)								

18	HICKEY Rohan	AUS	1:19:20	+5:06									
Run 1	3:37 (8)	3:34 (=5)	4:15 (=12)	4:10 (=20)									15:36 (14)
T1	0:44 (34)	7:11 (10)	11:26 (13)	15:36 (14)									0:44 (34)
Bike	3:28 (16)	2:44 (=25)	2:58 (=24)	3:18 (=16)	2:44 (=29)	2:58 (=24)	3:25 (=25)	2:43 (=25)	2:53 (22)	45:06 (22)			
	19:48 (19)	22:32 (19)	25:30 (22)	28:48 (17)	31:32 (20)	34:30 (18)	37:55 (23)	40:38 (23)	43:31 (17)				
T2	0:22 (=7)	49:27 (19)	52:22 (28)	55:54 (20)	58:33 (20)	1:01:26 (20)							0:22 (=7)
Run 2	4:12 (=8)	4:07 (=14)	5:07 (=13)	3:10 (=17)	0:56 (=7)					17:32 (15)			
	1:06:00 (18)	1:10:07 (17)	1:15:14 (18)	1:18:24 (18)	1:19:20 (18)								



THU 14 AUG 2025
Start Time: 8:00

Race Analysis

Rk	Name	NOC Code	Segment												
			Run 1	1.3km	2.5km	3.8km	5.0km								
			T1	out											
			Bike	2.0km	4.0km	6.0km	8.0km	10.0km	12.0km	14.0km	16.0km	18.0km			
			T2	out											
			Run 2	1.3km	2.5km	3.6km	3.8km	5.0km							
<hr/>															
19	TONG Yujia	CHN	1:19:24		+5:10										
	Run 1		3:41 (29)	3:35 (=17)	4:24 (=20)	4:08 (=14)								15:48 (19)	
	T1		3:41 (29)	7:16 (21)	11:40 (21)	15:48 (19)								0:26 (30)	
	Bike		0:26 (30)											0:26 (30)	
			16:14 (20)											0:26 (30)	
	Bike		3:34 (=23)	2:45 (=29)	2:56 (=20)	3:21 (=20)	2:43 (=27)	2:57 (=22)	3:24 (=20)	2:43 (=25)	2:56 (24)			45:16 (26)	
			19:48 (20)	22:33 (22)	25:29 (17)	28:50 (19)	31:33 (22)	34:30 (20)	37:54 (17)	40:37 (20)	43:33 (19)			45:16 (26)	
			3:21 (=24)	2:34 (=19)	2:53 (=11)	3:34 (=13)	2:39 (=27)	2:56 (=12)						45:16 (26)	
			46:54 (23)	49:28 (20)	52:21 (20)	55:55 (24)	58:34 (27)	1:01:30 (24)						45:16 (26)	
	T2		0:23 (=15)											0:23 (=15)	
			1:01:53 (22)											0:23 (=15)	
	Run 2		4:18 (=10)	4:02 (=12)	5:10 (18)	3:03 (14)	0:58 (=11)							17:31 (14)	
			1:06:11 (20)	1:10:13 (19)	1:15:23 (19)	1:18:26 (19)	1:19:24 (19)							17:31 (14)	
<hr/>															
20	REZAEI LAYEH Meysam	IRI	1:19:29		+5:15										
	Run 1		3:42 (31)	3:52 (31)	4:44 (30)	4:20 (=22)								16:38 (30)	
	T1		3:42 (31)	7:34 (30)	12:18 (30)	16:38 (30)								0:21 (=19)	
	Bike		0:21 (=19)											0:21 (=19)	
			16:59 (29)											0:21 (=19)	
	Bike		3:30 (20)	2:40 (=20)	2:51 (=16)	3:28 (=25)	2:38 (=14)	2:53 (=18)	3:05 (1)	2:36 (20)	2:51 (21)			44:10 (16)	
			20:29 (26)	23:09 (25)	26:00 (24)	29:28 (25)	32:06 (24)	34:59 (25)	38:04 (24)	40:40 (24)	43:31 (16)			44:10 (16)	
			3:18 (18)	2:35 (=25)	2:50 (=2)	3:23 (=3)	2:34 (=13)	2:58 (=25)						44:10 (16)	
			46:49 (17)	49:24 (17)	52:14 (17)	55:37 (17)	58:11 (16)	1:01:09 (17)						44:10 (16)	
	T2		0:22 (=7)											0:22 (=7)	
			1:01:31 (18)											0:22 (=7)	
	Run 2		4:26 (=19)	4:24 (=20)	5:13 (19)	3:01 (=12)	0:54 (=3)							17:58 (17)	
			1:05:57 (17)	1:10:21 (20)	1:15:34 (21)	1:18:35 (20)	1:19:29 (20)							17:58 (17)	
<hr/>															
21	ACOSTA Anel	PAN	1:19:37		+5:23										
	Run 1		3:38 (19)	3:38 (=21)	4:23 (19)	4:10 (=20)								15:49 (21)	
	T1		3:38 (19)	7:16 (19)	11:39 (20)	15:49 (21)								0:22 (=23)	
	Bike		0:22 (=23)											0:22 (=23)	
			16:11 (18)											0:22 (=23)	
	Bike		3:37 (28)	2:44 (=25)	2:58 (=24)	3:20 (=18)	2:42 (=23)	2:58 (=24)	3:24 (=20)	2:42 (=23)	2:57 (=25)			45:19 (27)	
			19:48 (18)	22:32 (18)	25:30 (21)	28:50 (21)	31:32 (18)	34:30 (19)	37:54 (18)	40:36 (17)	43:33 (22)			45:19 (27)	
			3:20 (=20)	2:35 (=25)	2:53 (=11)	3:34 (=13)	2:38 (=19)	2:57 (=16)						45:19 (27)	
			46:53 (20)	49:28 (21)	52:21 (19)	55:55 (22)	58:33 (22)	1:01:30 (23)						45:19 (27)	
	T2		0:22 (=7)											0:22 (=7)	
			1:01:52 (21)											0:22 (=7)	
	Run 2		4:19 (=13)	4:10 (16)	5:07 (=13)	3:08 (15)	1:01 (=20)							17:45 (16)	
			1:06:11 (19)	1:10:21 (21)	1:15:28 (20)	1:18:36 (21)	1:19:37 (21)							17:45 (16)	



THU 14 AUG 2025
Start Time: 8:00

Race Analysis

Rk	Name	NOC Code	Segment											
	Run 1		1.3km	2.5km	3.8km	5.0km								
	T1		out											
	Bike		2.0km	4.0km	6.0km	8.0km	10.0km	12.0km	14.0km	16.0km	18.0km			
			20.0km	22.0km	24.0km	26.0km	28.0km	30.0km						
	T2		out											
	Run 2		1.3km	2.5km	3.6km	3.8km	5.0km							
22	YMERI Albion	KOS	1:19:54		+5:40									
	Run 1		3:40 (28)	3:38 (=21)	4:22 (=16)	4:07 (=12)								15:47 (17)
			3:40 (28)	7:18 (25)	11:40 (23)	15:47 (17)								
	T1		0:27 (31)											0:27 (31)
			16:14 (19)											
	Bike		3:32 (21)	2:45 (=29)	2:58 (=24)	3:18 (=16)	2:44 (=29)	2:58 (=24)	3:25 (=25)	2:41 (22)	2:58 (29)			45:13 (25)
			19:46 (17)	22:31 (17)	25:29 (18)	28:47 (16)	31:31 (16)	34:29 (16)	37:54 (19)	40:35 (16)	43:33 (18)			
			3:21 (=24)	2:34 (=19)	2:53 (=11)	3:34 (=13)	2:38 (=19)	2:54 (8)						
			46:54 (21)	49:28 (23)	52:21 (23)	55:55 (21)	58:33 (21)	1:01:27 (21)						
	T2		0:28 (=28)											0:28 (=28)
			1:01:55 (24)											
	Run 2		4:25 (18)	4:16 (=17)	5:09 (17)	3:09 (16)	1:00 (=17)							17:59 (18)
			1:06:20 (24)	1:10:36 (22)	1:15:45 (22)	1:18:54 (22)	1:19:54 (22)							
23	ISHIZEKI Reo	JPN	1:20:06		+5:52									
	Run 1		3:40 (27)	3:41 (=26)	4:43 (=28)	4:31 (27)								16:35 (28)
			3:40 (27)	7:21 (29)	12:04 (28)	16:35 (28)								
	T1		0:21 (=19)											0:21 (=19)
			16:56 (27)											
	Bike		3:33 (22)	2:41 (22)	2:51 (=16)	3:28 (=25)	2:38 (=14)	2:52 (17)	3:14 (=3)	2:34 (=18)	2:48 (=17)			44:35 (19)
			20:29 (28)	23:10 (28)	26:01 (26)	29:29 (28)	32:07 (27)	34:59 (26)	38:13 (28)	40:47 (28)	43:35 (28)			
			3:20 (=20)	2:34 (=19)	2:53 (=11)	3:34 (=13)	2:38 (=19)	2:57 (=16)						
			46:55 (27)	49:29 (27)	52:22 (26)	55:56 (26)	58:34 (26)	1:01:31 (26)						
	T2		0:26 (=23)											0:26 (=23)
			1:01:57 (26)											
	Run 2		4:19 (=13)	4:21 (19)	5:17 (21)	3:11 (19)	1:01 (=20)							18:09 (19)
			1:06:16 (23)	1:10:37 (23)	1:15:54 (23)	1:19:05 (23)	1:20:06 (23)							
24	YEE Franklin	PHI	1:20:37		+6:23									
	Run 1		3:38 (17)	3:37 (20)	4:24 (=20)	4:20 (=22)								15:59 (22)
			3:38 (17)	7:15 (18)	11:39 (19)	15:59 (22)								
	T1		0:21 (=19)											0:21 (=19)
			16:20 (22)											
	Bike		3:29 (=17)	2:43 (24)	2:57 (=22)	3:21 (=20)	2:41 (22)	2:58 (=24)	3:26 (=27)	2:42 (=23)	2:57 (=25)			45:11 (=23)
			19:49 (21)	22:32 (20)	25:29 (19)	28:50 (18)	31:31 (17)	34:29 (17)	37:55 (22)	40:37 (19)	43:34 (23)			
			3:20 (=20)	2:34 (=19)	2:53 (=11)	3:35 (=25)	2:38 (=19)	2:57 (=16)						
			46:54 (22)	49:28 (24)	52:21 (24)	55:56 (27)	58:34 (24)	1:01:31 (25)						
	T2		0:25 (=20)											0:25 (=20)
			1:01:56 (25)											
	Run 2		4:26 (=19)	4:25 (22)	5:18 (22)	3:28 (29)	1:04 (=24)							18:41 (23)
			1:06:22 (25)	1:10:47 (24)	1:16:05 (24)	1:19:33 (24)	1:20:37 (24)							



THU 14 AUG 2025
Start Time: 8:00

Race Analysis

Rk	Name	NOC Code	Segment												
	Run 1		1.3km	2.5km	3.8km	5.0km									
	T1		out												
	Bike		2.0km	4.0km	6.0km	8.0km	10.0km	12.0km	14.0km	16.0km	18.0km				
	T2		20.0km	22.0km	24.0km	26.0km	28.0km	30.0km							
	Run 2		out												
	Run 2		1.3km	2.5km	3.6km	3.8km	5.0km								
25	MILEHAM Sam	AUS	1:21:39		+7:25										
	Run 1		3:38 (18)	3:40 (25)	4:40 (27)	4:32 (=28)								16:30 (25)	
	T1		3:38 (18)	7:18 (24)	11:58 (26)	16:30 (25)								0:23 (=27)	
	Bike		0:23 (=27)											44:32 (18)	
	T2		16:53 (25)											0:26 (=23)	
	Run 2		3:36 (=26)	2:40 (=20)	2:52 (19)	3:27 (24)	2:38 (=14)	2:53 (=18)	3:14 (=3)	2:34 (=18)	2:47 (=15)			19:48 (27)	
			20:29 (27)	23:09 (24)	26:01 (28)	29:28 (24)	32:06 (25)	34:59 (27)	38:13 (27)	40:47 (27)	43:34 (25)				
			3:21 (=24)	2:33 (=16)	2:53 (=11)	3:33 (=10)	2:38 (=19)	2:53 (=5)							
			46:55 (26)	49:28 (22)	52:21 (22)	55:54 (19)	58:32 (19)	1:01:25 (19)							
			0:26 (=23)												
			1:01:51 (20)												
			5:09 (32)	4:43 (28)	5:42 (30)	3:20 (26)	0:54 (=3)								
			1:07:00 (26)	1:11:43 (26)	1:17:25 (26)	1:20:45 (26)	1:21:39 (25)								
26	le BIHAN Krilan	FRA	1:21:39		+7:25		1P								
	Run 1		3:38 (16)	3:42 (28)	4:30 (24)	4:24 (26)								16:14 (24)	
	T1		3:38 (16)	7:20 (26)	11:50 (24)	16:14 (24)								0:18 (=4)	
	Bike		0:18 (=4)											44:37 (20)	
	T2		16:32 (24)											0:22 (=7)	
	Run 2		3:29 (=17)	2:32 (13)	2:56 (=20)	3:21 (=20)	2:42 (=23)	2:58 (=24)	3:22 (=12)	2:44 (29)	2:57 (=25)			20:08 (30)	
			20:01 (23)	22:33 (23)	25:29 (20)	28:50 (20)	31:32 (19)	34:30 (22)	37:52 (16)	40:36 (18)	43:33 (20)				
			3:16 (=16)	2:35 (=25)	2:50 (=2)	3:23 (=3)	2:35 (=16)	2:57 (=16)							
			46:49 (16)	49:24 (18)	52:14 (16)	55:37 (16)	58:12 (18)	1:01:09 (16)							
			0:22 (=7)												
			1:01:31 (17)												
			4:45 (27)	4:39 (27)	5:50 (32)	3:56 (33)	0:58 (=11)								
			1:06:16 (22)	1:10:55 (25)	1:16:45 (25)	1:20:41 (25)	1:21:39 (26)								
27	NUNEZ GOMEZ Eduardo	MEX	1:22:39		+8:25										
	Run 1		3:37 (7)	3:34 (=5)	4:27 (23)	4:21 (24)								15:59 (23)	
	T1		3:37 (7)	7:11 (12)	11:38 (18)	15:59 (23)								0:22 (=23)	
	Bike		0:22 (=23)											45:11 (=23)	
	T2		16:21 (23)											0:25 (=20)	
	Run 2		4:01 (32)	2:48 (31)	2:51 (=16)	3:28 (=25)	2:37 (13)	2:53 (=18)	3:14 (=3)	2:33 (=16)	2:49 (=19)			20:42 (32)	
			20:22 (24)	23:10 (27)	26:01 (27)	29:29 (27)	32:06 (26)	34:59 (28)	38:13 (26)	40:46 (26)	43:35 (27)				
			3:20 (=20)	2:34 (=19)	2:52 (=9)	3:35 (=25)	2:38 (=19)	2:58 (=25)							
			46:55 (25)	49:29 (25)	52:21 (21)	55:56 (25)	58:34 (25)	1:01:32 (27)							
			0:25 (=20)												
			1:01:57 (27)												
			5:22 (33)	4:57 (32)	5:41 (29)	3:32 (30)	1:10 (32)								
			1:07:19 (27)	1:12:16 (27)	1:17:57 (27)	1:21:29 (27)	1:22:39 (27)								



THU 14 AUG 2025
Start Time: 8:00

Race Analysis

Rk	Name	NOC Code	Segment												
			Run 1	1.3km	2.5km	3.8km	5.0km								
			T1	out											
			Bike	2.0km	4.0km	6.0km	8.0km	10.0km	12.0km	14.0km	16.0km	18.0km			
			T2	out											
			Run 2	1.3km	2.5km	3.6km	3.8km	5.0km							
28	PECSON Maynard	PHI		1:23:59	+9:45										
			Run 1	3:41 (30)	3:55 (32)	4:49 (31)	4:32 (=28)								16:57 (31)
			T1	3:41 (30)	7:36 (32)	12:25 (32)	16:57 (31)								0:19 (=8)
			Bike	0:19 (=8)	17:16 (31)										47:31 (30)
			T2	3:52 (31)	2:44 (=25)	3:00 (=29)	3:32 (=30)	2:43 (=27)	3:04 (30)	3:45 (30)	2:52 (30)	3:05 (30)			
			Run 2	21:08 (31)	23:52 (31)	26:52 (30)	30:24 (30)	33:07 (29)	36:11 (29)	39:56 (29)	42:48 (29)	45:53 (29)			
			T1	3:51 (33)	2:48 (33)	3:09 (33)	3:24 (=5)	2:38 (=19)	3:04 (29)						0:27 (=26)
			T2	49:44 (29)	52:32 (29)	55:41 (29)	59:05 (30)	1:01:43 (30)	1:04:47 (29)						18:45 (24)
			Run 2	0:27 (=26)	1:05:14 (29)										
			T1	4:37 (25)	4:26 (23)	5:20 (23)	3:19 (=23)	1:03 (=22)							
			T2	1:09:51 (28)	1:14:17 (28)	1:19:37 (28)	1:22:56 (28)	1:23:59 (28)							
29	KANEDA Ryosuke	JPN		1:25:47	+11:33	1P									
			Run 1	3:39 (22)	3:38 (=21)	4:39 (26)	4:39 (31)								16:35 (27)
			T1	3:39 (22)	7:17 (22)	11:56 (25)	16:35 (27)								0:30 (32)
			Bike	0:30 (32)	17:05 (30)										49:06 (31)
			T2	3:36 (=26)	2:36 (=16)	2:59 (=27)	4:00 (34)	2:51 (32)	3:13 (33)	4:10 (34)	3:01 (33)	3:07 (=32)			
			Run 2	20:41 (30)	23:17 (29)	26:16 (29)	30:16 (29)	33:07 (30)	36:20 (30)	40:30 (30)	43:31 (30)	46:38 (30)			
			T1	3:50 (32)	2:42 (30)	3:04 (30)	3:48 (31)	2:51 (32)	3:18 (=32)						0:29 (30)
			T2	50:28 (31)	53:10 (31)	56:14 (31)	1:00:02 (31)	1:02:53 (31)	1:06:11 (31)						19:07 (26)
			Run 2	0:29 (30)	1:06:40 (31)										
			T1	4:42 (26)	4:33 (25)	5:29 (25)	3:19 (=23)	1:04 (=24)							
			T2	1:11:22 (30)	1:15:55 (29)	1:21:24 (29)	1:24:43 (29)	1:25:47 (29)							
30	CIRON John Patrick	PHI		1:26:50	+12:36										
			Run 1	3:39 (21)	3:41 (=26)	4:43 (=28)	4:32 (=28)								16:35 (29)
			T1	3:39 (21)	7:20 (27)	12:03 (27)	16:35 (29)								0:22 (=23)
			Bike	0:22 (=23)	16:57 (28)										50:54 (34)
			T2	3:43 (29)	2:53 (32)	3:19 (=32)	3:32 (=30)	2:49 (31)	3:19 (34)	4:05 (33)	3:04 (34)	3:17 (34)			
			Run 2	20:40 (29)	23:33 (30)	26:52 (31)	30:24 (31)	33:13 (31)	36:32 (31)	40:37 (31)	43:41 (31)	46:58 (32)			
			T1	4:44 (34)	2:54 (34)	3:14 (34)	3:52 (34)	2:52 (=33)	3:17 (31)						18:34 (=21)
			T2	51:42 (32)	54:36 (32)	57:50 (32)	1:01:42 (32)	1:04:34 (34)	1:07:51 (33)						
			Run 2	1:08:16 (32)											
			T1	4:35 (23)	4:24 (=20)	5:21 (24)	3:14 (21)	1:00 (=17)							
			T2	1:12:51 (31)	1:17:15 (31)	1:22:36 (31)	1:25:50 (30)	1:26:50 (30)							



THU 14 AUG 2025
Start Time: 8:00

Race Analysis

Rk	Name	NOC Code	Segment												
	Run 1		1.3km	2.5km	3.8km	5.0km									
	T1		out												
	Bike		2.0km	4.0km	6.0km	8.0km	10.0km	12.0km	14.0km	16.0km	18.0km				
	T2		20.0km	22.0km	24.0km	26.0km	28.0km	30.0km							
	Run 2		1.3km	2.5km	3.6km	3.8km	5.0km								
31	ENKHTAIVAN Bolor-Erdene	MGL	1:27:07		+12:53		1P								
	Run 1		4:06 (34)	4:29 (34)	5:32 (34)	5:13 (34)									19:20 (34)
	T1		4:06 (34)	8:35 (34)	14:07 (34)	19:20 (34)									0:35 (33)
	Bike		0:35 (33)	19:55 (34)											44:53 (21)
	T2		3:34 (=23)	2:38 (19)	2:48 (14)	3:15 (15)	2:39 (21)	2:53 (=18)	3:30 (29)	2:39 (21)	2:49 (=19)				
	Run 2		23:29 (34)	26:07 (34)	28:55 (34)	32:10 (32)	34:49 (32)	37:42 (32)	41:12 (32)	43:51 (32)	46:40 (31)				
	T1		3:27 (29)	2:41 (29)	2:54 (=21)	3:22 (2)	2:39 (=27)	3:05 (30)							0:39 (31)
	T2		50:07 (30)	52:48 (30)	55:42 (30)	59:04 (29)	1:01:43 (29)	1:04:48 (30)							21:40 (33)
	Run 2		0:39 (31)	1:05:27 (30)											
	T1		5:08 (31)	5:22 (33)	6:06 (33)	3:47 (=31)	1:17 (33)								
	T2		1:10:35 (29)	1:15:57 (30)	1:22:03 (30)	1:25:50 (31)	1:27:07 (31)								
32	ALGHAMDI Abdulrahman	KSA	1:28:13		+13:59		1P								
	Run 1		3:49 (33)	4:13 (33)	5:07 (33)	4:53 (33)									18:02 (33)
	T1		3:49 (33)	8:02 (33)	13:09 (33)	18:02 (33)									0:17 (=1)
	Bike		0:17 (=1)	18:19 (33)											49:32 (32)
	T2		4:07 (33)	3:02 (33)	3:19 (=32)	3:28 (=25)	2:56 (33)	3:07 (32)	3:54 (=31)	2:57 (=31)	3:07 (=32)				
	Run 2		22:26 (33)	25:28 (33)	28:47 (33)	32:15 (34)	35:11 (33)	38:18 (33)	42:12 (33)	45:09 (33)	48:16 (34)				
	T1		3:46 (=30)	2:46 (31)	3:05 (=31)	3:50 (33)	2:50 (31)	3:18 (=32)							19:56 (29)
	T2		52:02 (34)	54:48 (33)	57:53 (34)	1:01:43 (34)	1:04:33 (32)	1:07:51 (32)							
	Run 2		1:08:17 (33)												
	T1		5:03 (29)	4:48 (=29)	5:39 (28)	3:19 (=23)	1:07 (=28)								
	T2		1:13:20 (32)	1:18:08 (32)	1:23:47 (33)	1:27:06 (32)	1:28:13 (32)								
33	HOSSEINI Seyedjavad	IRI	1:28:41		+14:27		1P								
	Run 1		3:38 (14)	3:43 (29)	4:58 (32)	4:40 (32)									16:59 (32)
	T1		3:38 (14)	7:21 (28)	12:19 (31)	16:59 (32)									0:22 (=23)
	Bike		0:22 (=23)	17:21 (32)											50:31 (33)
	T2		4:38 (34)	3:09 (34)	3:19 (=32)	3:45 (33)	3:00 (34)	3:06 (31)	3:54 (=31)	2:57 (=31)	3:06 (31)				
	Run 2		21:59 (32)	25:08 (32)	28:27 (32)	32:12 (33)	35:12 (34)	38:18 (34)	42:12 (34)	45:09 (34)	48:15 (33)				
	T1		3:46 (=30)	2:47 (32)	3:05 (=31)	3:49 (32)	2:52 (=33)	3:18 (=32)							20:24 (31)
	T2		52:01 (33)	54:48 (34)	57:53 (33)	1:01:42 (33)	1:04:34 (33)	1:07:52 (34)							
	Run 2		1:08:17 (34)												
	T1		5:04 (30)	4:48 (=29)	5:38 (27)	3:47 (=31)	1:07 (=28)								
	T2		1:13:21 (33)	1:18:09 (33)	1:23:47 (32)	1:27:34 (33)	1:28:41 (33)								



THU 14 AUG 2025
Start Time: 8:00

Race Analysis

Rk	Name	NOC Code	Segment
----	------	----------	---------

Run 1	1.3km	2.5km	3.8km	5.0km					
T1	out								
Bike	2.0km	4.0km	6.0km	8.0km	10.0km	12.0km	14.0km	16.0km	18.0km
T2	out								
Run 2	1.3km	2.5km	3.6km	3.8km	5.0km				

Rk	Name	NOC Code	Segment	Time	Rank					
MOYA Brian			COL	DNF						
Run 1	3:37 (13)	3:34 (=5)	4:13 (=5)	4:05 (11)		15:29 (11)				
T1	0:20 (=13)	7:11 (9)	11:24 (11)	15:29 (11)		0:20 (=13)				
Bike	3:29 (=17)	2:34 (14)	3:15 (31)	3:44 (32)	2:42 (=23)	2:58 (=24)	3:24 (=20)	2:43 (=25)	2:55 (23)	45:40 (29)
T2	0:25 (=20)	2:34 (=19)	2:53 (=11)	3:33 (=10)	2:39 (=27)	2:55 (=9)				0:25 (=20)
	1:01:54 (23)									

Participants						
Entries / NOCs	Finished	LAP	DNF	DSQ	DNS	DQB
34/20	33	0	1	0	0	0

Legend:						
=	Equal sign indicates that two or more athletes share the same secondary rank	DNF	Did Not Finish			
DNS	Did Not Start	DQB	Disqualified for unsportsmanlike behaviour	DSQ	Disqualified	
LAP	Lapped	Rk	Rank	T	Transition	xP
						x 15 second Penalty




Medallists

Medal	Name	NOC
GOLD	CHOQUERT Benjamin	FRA - France
SILVER	DELY Arnaud	BEL - Belgium
BRONZE	BIERINCKX Vincent	BEL - Belgium



DUATHLON

Women's Individual



FRI 15 AUG 2025
 Start Time: 8:00

Start List

Race Number	Name	NOC Code	Date of Birth	Notes
2	VARO ZUBIRI Maria	ESP	17 APR 1993	
3	RASSMANN Nelly Maria	GER	25 DEC 1997	
4	DUPONT Jeanne	BEL	2 OCT 2002	
5	NASR AZADANI Hadis	IRI	9 JUN 2001	
6	TAYYAREH KHAJOUEI Shokouh	IRI	18 MAR 1990	
7	ISEBAERT Lisa Lydia M.	BEL	5 NOV 2000	
8	TRUPA Merry Joy	PHI	4 JUN 2002	
9	MIDDLEDITCH Louisa	SGP	17 AUG 2000	
10	LU Ziqing	CHN	25 MAY 2006	
11	CORBOVA Nikola	SVK	8 DEC 1990	
12	SHIMAZAKI Mao	JPN	28 NOV 2004	
14	MANGROBANG Marion Kim	PHI	4 SEP 1991	
16	QUIAMBAO Bea Marie	PHI	20 JUN 2000	
17	KLEIN Julia	GER	1 AUG 1997	
18	ABEDINI NEZHAD Faezeh Sadat	IRI	9 MAY 2004	
19	KANKE Narumi	JPN	3 OCT 2004	
20	CASTILLO Diana	COL	30 JAN 1993	
21	KOOTSTRA Aline	NED	3 FEB 1994	
22	NG Xuan Jie	SGP	26 JUL 2005	
23	FABER Annika	GER	10 AUG 2002	
24	YONG Man Yun	SGP	29 MAY 1987	
25	MARTINEZ AVILA Selene	MEX	29 DEC 2000	
26	ALVAREZ CORRAL Anahi	MEX	11 AUG 2001	
27	POZLEROVA Edita	CZE	16 AUG 2007	
28	RUIZ Genesis	VEN	21 OCT 1993	
31	HILLER Eleonore	BEL	28 AUG 2003	
35	FUKUSHIMA Yayoi	JPN	13 MAR 1987	
36	ALSHAMSI Mariam	UAE	5 JAN 1992	
37	VARGAS Jonaneth	VEN	18 NOV 2007	

Entries / NOCs	Course information		
	Run 1 (5.0km)	Bike (30.0km)	Run 2 (5.0km)
29/15	2 Laps of 2.5km	5 Laps of 6.0km	2 Laps of 2.5km



FRI 15 AUG 2025
Start Time: 8:00

Race Facts

Segment	Lap	Incident	Athlete Involved	NOC Code
Run 1	2	Withdrawal from the race.	17 KLEIN Julia	GER
Transition 1		15 second penalty for placing equipment outside the box.	10 LU Ziqing	CHN
Transition 2		15 second penalty for placing equipment outside the box.	23 FABER Annika	GER
Run 2	1	15 second penalty served.	23 FABER Annika	GER
Run 2	2	15 second penalty served.	10 LU Ziqing	CHN



FRI 15 AUG 2025
Start Time: 8:00

Results

Rank	Race No.	Name	NOC Code	Run 1 (2.5 km) 2 Laps		T1	Bike (30.0km) 5 Laps		T2	Run 2 (2.5km) 2 Laps		Total Time	Time Diff.		
1	26	ALVAREZ CORRAL A	MEX	17:21	(2)	17:39 0:18	(2) (2)	1:07:52 50:13	(2) (11)	1:08:12 0:20	(2) (2)	17:19	(1)	1:25:31	
2	2	VARO ZUBIRI Maria	ESP	17:20	(1)	17:37 0:17	(1) (1)	1:07:51 50:14	(1) (12)	1:08:10 0:19	(1) (1)	17:23	(2)	1:25:33	+0:02
3	4	DUPONT Jeanne	BEL	17:21	(3)	17:47 0:26	(3) (=25)	1:07:53 50:06	(5) (10)	1:08:16 0:23	(4) (=7)	17:42	(3)	1:25:58	+0:27
4	7	ISEBAERT Lisa Lydia M.	BEL	17:45	(6)	18:06 0:21	(6) (=9)	1:07:52 49:46	(4) (6)	1:08:13 0:21	(3) (=3)	19:06	(4)	1:27:19	+1:48
5	12	SHIMAZAKI Mao	JPN	18:17	(8)	18:37 0:20	(8) (=6)	1:07:54 49:17	(6) (5)	1:08:17 0:23	(5) (=7)	19:13	(5)	1:27:30	+1:59
6	21	KOOTSTRA Aline	NED	17:45	(5)	18:05 0:20	(5) (=6)	1:07:52 49:47	(3) (7)	1:08:21 0:29	(7) (=20)	19:14	(6)	1:27:35	+2:04
7	35	FUKUSHIMA Yayoi	JPN	17:46	(7)	18:07 0:21	(7) (=9)	1:07:59 49:52	(12) (8)	1:08:22 0:23	(10) (=7)	19:21	(7)	1:27:43	+2:12
8	3	RASSMANN Nelly Maria	GER	18:44	(11)	19:05 0:21	(11) (=9)	1:07:56 48:51	(8) (2)	1:08:21 0:25	(8) (=13)	19:31	(8)	1:27:52	+2:21
9	10	LU Ziqing	CHN	18:24	(10)	18:46 0:22	(10) (15)	1:07:56 49:10	(10) (3)	1:08:24 0:28	(11) (19)	19:52	(10)	1:28:16	+2:45 1P
10	20	CASTILLO Diana	COL	18:24	(9)	18:45 0:21	(9) (=9)	1:07:56 49:11	(9) (4)	1:08:22 0:26	(9) (18)	20:17	(12)	1:28:39	+3:08
11	25	MARTINEZ AVILA S	MEX	17:34	(4)	17:58 0:24	(4) (=21)	1:07:55 49:57	(7) (9)	1:08:20 0:25	(6) (=13)	21:32	(20)	1:29:52	+4:21
12	31	HILLER Eleonore	BEL	19:29	(19)	19:52 0:23	(21) (=16)	1:07:58 48:06	(11) (1)	1:08:32 0:34	(12) (26)	22:32	(23)	1:31:04	+5:33
13	19	KANKE Narumi	JPN	19:19	(16)	19:45 0:26	(17) (=25)	1:10:51 51:06	(18) (15)	1:11:23 0:32	(19) (23)	19:47	(9)	1:31:10	+5:39
14	27	POZLEROVA Edita	CZE	19:09	(14)	19:32 0:23	(14) (=16)	1:10:48 51:16	(15) (17)	1:11:10 0:22	(15) (=5)	20:13	(11)	1:31:23	+5:52
15	11	CORBOVA Nikola	SVK	19:08	(13)	19:31 0:23	(13) (=16)	1:10:11 50:40	(13) (13)	1:10:44 0:33	(13) (=24)	20:47	(15)	1:31:31	+6:00
16	9	MIDDLEDITCH Louisa	SGP	19:29	(20)	19:52 0:23	(20) (=16)	1:10:51 50:59	(19) (14)	1:11:16 0:25	(18) (=13)	20:31	(13)	1:31:47	+6:16
17	28	RUIZ Genesis	VEN	19:08	(12)	19:27 0:19	(12) (=3)	1:10:48 51:21	(14) (19)	1:11:10 0:22	(14) (=5)	20:41	(14)	1:31:51	+6:20



FRI 15 AUG 2025
Start Time: 8:00

Results

Rank	Race No.	Name	NOC Code	Run 1 (2.5 km) 2 Laps	T1	Bike (30.0km) 5 Laps	T2	Run 2 (2.5km) 2 Laps	Total Time	Time Diff.
18	14	MANGROBANG MK	PHI	19:22 (17)	19:43 (16) 0:21 (=9)	1:10:50 (16) 51:07 (16)	1:11:13 (16) 0:23 (=7)	20:57 (16)	1:32:10	+6:39
19	8	TRUPA Merry Joy	PHI	19:09 (15)	19:33 (15) 0:24 (=21)	1:10:51 (17) 51:18 (18)	1:11:15 (17) 0:24 (12)	21:25 (19)	1:32:40	+7:09
20	18	ABEDINI NEZHAD FS	IRI	19:27 (18)	19:47 (18) 0:20 (=6)	1:11:54 (20) 52:07 (22)	1:12:15 (20) 0:21 (=3)	21:05 (17)	1:33:20	+7:49
21	23	FABER Annika	GER	19:38 (22)	20:01 (22) 0:23 (=16)	1:11:55 (22) 51:54 (20)	1:12:20 (22) 0:25 (=13)	21:09 (18)	1:33:29	+7:58 1P
22	5	NASR AZADANI Hadis	IRI	19:29 (21)	19:48 (19) 0:19 (=3)	1:11:54 (21) 52:06 (21)	1:12:17 (21) 0:23 (=7)	23:41 (25)	1:35:58	+10:27
23	22	NG Xuan Jie	SGP	19:38 (23)	20:02 (23) 0:24 (=21)	1:16:07 (23) 56:05 (23)	1:16:36 (23) 0:29 (=20)	21:34 (21)	1:38:10	+12:39
24	37	VARGAS Jonaneth	VEN	20:59 (26)	21:26 (26) 0:27 (27)	1:17:37 (24) 56:11 (24)	1:18:10 (24) 0:33 (=24)	23:30 (24)	1:41:40	+16:09
25	6	TAYYAREH KHAJOUEI	IRI	20:23 (24)	20:44 (24) 0:21 (=9)	1:19:25 (26) 58:41 (26)	1:19:56 (26) 0:31 (22)	22:03 (22)	1:41:59	+16:28
26	16	QUIAMBAO Bea Marie	PHI	20:58 (25)	21:22 (25) 0:24 (=21)	1:18:10 (25) 56:48 (25)	1:18:35 (25) 0:25 (=13)	24:42 (26)	1:43:17	+17:46
27	24	YONG Man Yun	SGP	21:17 (27)	21:36 (27) 0:19 (=3)	1:20:27 (27) 58:51 (27)	1:21:10 (27) 0:43 (27)	24:49 (27)	1:45:59	+20:28
28	36	ALSHAMSI Mariam	UAE	25:16 (28)	26:02 (28) 0:46 (28)	1:36:42 (28) 1:10:40 (28)	1:37:29 (28) 0:47 (28)	27:52 (28)	2:05:21	+39:50
	17	KLEIN Julia	GER						DNF	

Participants						
Entries / NOCs	Finished	LAP	DNF	DSQ	DNS	DQB
29/15	28	0	1	0	0	0

Technical Delegates: TAN Melody (MAS)	Competition Jury: TAN Melody (MAS) FERNANDEZ ARIMANY Antonio Jesus (ESP) NINGNING Huai (CHN)
Head Referees: MO Sze Yuen (HKG)	Medical Delegate: XIAOLI Wang (CHN)

Legend:					
=	Equal sign indicates that two or more athletes share the same secondary rank	Diff.	Difference		
DNF	Did Not Finish	DNS	Did Not Start	DQB	Disqualified for unsportsmanlike behaviour
DSQ	Disqualified	LAP	Lapped	No.	Number
xP	x 15 second Penalty	T	Transition		



FRI 15 AUG 2025
Start Time: 8:00

Race Analysis

Course information								
Run 1 (5.0km)	Bike (30.0km)				Run 2 (5.0km)			
2 Laps of 2.5km	5 Laps of 6.0km				2 Laps of 2.5km			

Rk	Name	NOC Code								Segment
----	------	----------	--	--	--	--	--	--	--	---------

Run 1	1.3km	2.5km	3.8km	5.0km					
T1	out								
Bike	2.0km	4.0km	6.0km	8.0km	10.0km	12.0km	14.0km	16.0km	18.0km
	20.0km	22.0km	24.0km	26.0km	28.0km	30.0km			
T2	out								
Run 2	1.3km	2.5km	3.6km	3.8km	5.0km				

1	ALVAREZ CORRAL Anahi	MEX	1:25:31							
---	----------------------	-----	---------	--	--	--	--	--	--	--


Run 1	4:02 (3)	4:07 (=5)	4:48 (2)	4:24 (=1)						17:21 (2)
	4:02 (3)	8:09 (3)	12:57 (2)	17:21 (2)						
T1	0:18 (2)									0:18 (2)
	17:39 (2)									
Bike	3:53 (9)	2:48 (=8)	3:13 (=6)	3:50 (=3)	2:41 (=1)	3:23 (=17)	3:52 (=8)	2:51 (=8)	3:34 (=21)	50:13 (11)
	21:32 (2)	24:20 (3)	27:33 (4)	31:23 (5)	34:04 (4)	37:27 (5)	41:19 (5)	44:10 (5)	47:44 (4)	
	4:05 (=15)	2:43 (=1)	3:27 (=20)	4:08 (=17)	2:40 (=8)	3:05 (=1)				
T2	51:49 (4)	54:32 (5)	57:59 (5)	1:02:07 (3)	1:04:47 (6)	1:07:52 (2)				0:20 (2)
	0:20 (2)									
	1:08:12 (2)									0:20 (2)
Run 2	4:18 (2)	4:12 (=1)	4:54 (=1)	3:00 (=1)	0:55 (1)					17:19 (1)
	1:12:30 (1)	1:16:42 (1)	1:21:36 (2)	1:24:36 (2)	1:25:31 (1)					

2	VARO ZUBIRI Maria	ESP	1:25:33 +0:02							
---	-------------------	-----	---------------	--	--	--	--	--	--	--

Run 1	4:02 (2)	4:07 (=5)	4:47 (1)	4:24 (=1)						17:20 (1)
	4:02 (2)	8:09 (2)	12:56 (1)	17:20 (1)						
T1	0:17 (1)									0:17 (1)
	17:37 (1)									
Bike	3:49 (7)	2:53 (15)	3:13 (=6)	3:50 (=3)	2:41 (=1)	3:24 (21)	3:52 (=8)	2:50 (7)	3:35 (=24)	50:14 (12)
	21:26 (1)	24:19 (1)	27:32 (2)	31:22 (2)	34:03 (1)	37:27 (2)	41:19 (3)	44:09 (1)	47:44 (2)	
	4:05 (=15)	2:43 (=1)	3:27 (=20)	4:08 (=17)	2:39 (=1)	3:05 (=1)				
T2	51:49 (3)	54:32 (1)	57:59 (4)	1:02:07 (1)	1:04:46 (4)	1:07:51 (1)				0:19 (1)
	0:19 (1)									
	1:08:10 (1)									0:19 (1)
Run 2	4:20 (3)	4:12 (=1)	4:54 (=1)	3:00 (=1)	0:57 (2)					17:23 (2)
	1:12:30 (2)	1:16:42 (2)	1:21:36 (1)	1:24:36 (1)	1:25:33 (2)					

3	DUPONT Jeanne	BEL	1:25:58 +0:27							
---	---------------	-----	---------------	--	--	--	--	--	--	--

Run 1	4:02 (1)	4:06 (=2)	4:49 (=3)	4:24 (=1)						17:21 (3)
	4:02 (1)	8:08 (1)	12:57 (3)	17:21 (3)						
T1	0:26 (=25)									0:26 (=25)
	17:47 (3)									
Bike	3:46 (=3)	2:46 (=5)	3:13 (=6)	3:50 (=3)	2:42 (=4)	3:23 (=17)	3:52 (=8)	2:51 (=8)	3:34 (=21)	50:06 (10)
	21:33 (3)	24:19 (2)	27:32 (1)	31:22 (3)	34:04 (3)	37:27 (3)	41:19 (2)	44:10 (2)	47:44 (3)	
	4:05 (=15)	2:43 (=1)	3:26 (=18)	4:09 (=20)	2:39 (=1)	3:07 (=5)				
T2	51:49 (2)	54:32 (2)	57:58 (2)	1:02:07 (4)	1:04:46 (3)	1:07:53 (5)				0:23 (=7)
	0:23 (=7)									
	1:08:16 (4)									0:23 (=7)
Run 2	4:14 (1)	4:12 (=1)	5:01 (3)	3:11 (3)	1:04 (=7)					17:42 (3)
	1:12:30 (3)	1:16:42 (3)	1:21:43 (3)	1:24:54 (3)	1:25:58 (3)					



FRI 15 AUG 2025
Start Time: 8:00

Race Analysis

Rk	Name	NOC Code	Segment													
			Run 1	1.3km	2.5km	3.8km	5.0km									
			T1	out												
			Bike	2.0km	4.0km	6.0km	8.0km	10.0km	12.0km	14.0km	16.0km	18.0km				
			T2	out												
			Run 2	1.3km	2.5km	3.6km	3.8km	5.0km								
4 ISEBAERT Lisa Lydia M.																
	BEL			1:27:19 +1:48												
	Run 1		4:03 (5)	4:06 (=2)	4:55 (=6)	4:41 (=5)										17:45 (6)
	T1		4:03 (5)	8:09 (4)	13:04 (6)	17:45 (6)										0:21 (=9)
	Bike		0:21 (=9)	18:06 (6)												0:21 (=9)
	T2		3:40 (=1)	2:39 (=1)	3:08 (=2)	3:50 (=3)	2:41 (=1)	3:23 (=17)	3:52 (=8)	2:51 (=8)	3:35 (=24)					49:46 (6)
	Run 2		21:46 (6)	24:25 (5)	27:33 (5)	31:23 (4)	34:04 (5)	37:27 (1)	41:19 (4)	44:10 (4)	47:45 (5)					49:46 (6)
	T1		4:04 (14)	2:43 (=1)	3:26 (=18)	4:09 (=20)	2:40 (=8)	3:05 (=1)								0:21 (=3)
	T2		51:49 (5)	54:32 (4)	57:58 (1)	1:02:07 (7)	1:04:47 (5)	1:07:52 (4)								0:21 (=3)
	Run 2		0:21 (=3)	1:08:13 (3)												0:21 (=3)
	T1		4:35 (5)	4:34 (5)	5:30 (6)	3:23 (6)	1:04 (=7)									19:06 (4)
	T2		1:12:48 (5)	1:17:22 (5)	1:22:52 (5)	1:26:15 (4)	1:27:19 (4)									19:06 (4)
5 SHIMAZAKI Mao																
	JPN			1:27:30 +1:59												
	Run 1		4:05 (9)	4:10 (8)	5:06 (8)	4:56 (11)										18:17 (8)
	T1		4:05 (9)	8:15 (8)	13:21 (8)	18:17 (8)										0:20 (=6)
	Bike		0:20 (=6)	18:37 (8)												0:20 (=6)
	T2		4:05 (=16)	2:58 (=20)	3:16 (=11)	3:59 (=15)	2:54 (11)	3:18 (16)	3:41 (=3)	2:46 (1)	3:11 (=2)					49:17 (5)
	Run 2		22:42 (7)	25:40 (9)	28:56 (8)	32:55 (7)	35:49 (7)	39:07 (11)	42:48 (10)	45:34 (7)	48:45 (7)					49:17 (5)
	T1		3:47 (7)	2:49 (=7)	3:07 (=2)	3:40 (=1)	2:39 (=1)	3:07 (=5)								0:23 (=7)
	T2		52:32 (10)	55:21 (10)	58:28 (10)	1:02:08 (10)	1:04:47 (8)	1:07:54 (6)								0:23 (=7)
	Run 2		0:23 (=7)	1:08:17 (5)												0:23 (=7)
	T1		4:38 (6)	4:36 (=6)	5:36 (9)	3:18 (4)	1:05 (=9)									19:13 (5)
	T2		1:12:55 (6)	1:17:31 (6)	1:23:07 (7)	1:26:25 (5)	1:27:30 (5)									19:13 (5)
6 KOOTSTRA Aline																
	NED			1:27:35 +2:04												
	Run 1		4:05 (7)	4:04 (1)	4:55 (=6)	4:41 (=5)										17:45 (5)
	T1		4:05 (7)	8:09 (5)	13:04 (5)	17:45 (5)										0:20 (=6)
	Bike		0:20 (=6)	18:05 (5)												0:20 (=6)
	T2		3:40 (=1)	2:39 (=1)	3:09 (4)	3:49 (2)	2:42 (=4)	3:23 (=17)	3:52 (=8)	2:51 (=8)	3:34 (=21)					49:47 (7)
	Run 2		21:45 (4)	24:24 (4)	27:33 (3)	31:22 (1)	34:04 (2)	37:27 (4)	41:19 (1)	44:10 (3)	47:44 (1)					49:47 (7)
	T1		4:05 (=15)	2:43 (=1)	3:27 (=20)	4:08 (=17)	2:39 (=1)	3:06 (4)								0:29 (=20)
	T2		51:49 (1)	54:32 (3)	57:59 (3)	1:02:07 (2)	1:04:46 (2)	1:07:52 (3)								0:29 (=20)
	Run 2		0:29 (=20)	1:08:21 (7)												0:29 (=20)
	T1		4:39 (=7)	4:39 (=9)	5:34 (8)	3:20 (5)	1:02 (4)									19:14 (6)
	T2		1:13:00 (7)	1:17:39 (8)	1:23:13 (8)	1:26:33 (6)	1:27:35 (6)									19:14 (6)



FRI 15 AUG 2025
Start Time: 8:00

Race Analysis


Rk	Name	NOC Code											Segment		
7	FUKUSHIMA Yayoi	JPN	1:27:43		+2:12										
			Run 1	1.3km	2.5km	3.8km	5.0km								
			T1	out											
			Bike	2.0km	4.0km	6.0km	8.0km	10.0km	12.0km	14.0km	16.0km	18.0km			
				20.0km	22.0km	24.0km	26.0km	28.0km	30.0km						
			T2	out											
			Run 2	1.3km	2.5km	3.6km	3.8km	5.0km							
			Run 1	4:05 (8)	4:07 (=5)	4:52 (5)	4:42 (7)							17:46 (7)	
			T1	0:21 (=9)	8:12 (7)	13:04 (7)	17:46 (7)							0:21 (=9)	
			Bike	4:36 (24)	2:58 (=20)	3:15 (=9)	3:59 (=15)	2:55 (=12)	3:17 (=14)	3:41 (=3)	2:47 (=2)	3:11 (=2)	49:52 (8)		
	22:43 (10)	25:41 (10)	28:56 (9)	32:55 (9)	35:50 (9)	39:07 (12)	42:48 (11)	45:35 (12)	48:46 (11)						
T2	3:46 (=1)	2:49 (=7)	3:07 (=2)	3:40 (=1)	2:40 (=8)	3:11 (11)					0:23 (=7)				
	52:32 (11)	55:21 (11)	58:28 (11)	1:02:08 (11)	1:04:48 (11)	1:07:59 (12)					1:08:22 (10)				
Run 2	4:39 (=7)	4:36 (=6)	5:29 (5)	3:29 (9)	1:08 (=13)						19:21 (7)				
	1:13:01 (8)	1:17:37 (7)	1:23:06 (6)	1:26:35 (7)	1:27:43 (7)										
8	RASSMANN Nelly Maria	GER	1:27:52		+2:21										
			Run 1	4:17 (21)	4:20 (12)	5:14 (11)	4:53 (=8)							18:44 (11)	
			T1	0:21 (=9)	8:37 (15)	13:51 (11)	18:44 (11)							0:21 (=9)	
			Bike	4:07 (19)	2:54 (16)	3:11 (5)	3:56 (=9)	2:48 (=7)	3:06 (=1)	3:40 (=1)	2:47 (=2)	3:11 (=2)	48:51 (2)		
				23:12 (11)	26:06 (11)	29:17 (11)	33:13 (11)	36:01 (12)	39:07 (10)	42:47 (8)	45:34 (8)	48:45 (8)			
			T2	3:46 (=1)	2:49 (=7)	3:07 (=2)	3:41 (7)	2:39 (=1)	3:09 (=9)					0:25 (=13)	
				52:31 (7)	55:20 (6)	58:27 (8)	1:02:08 (9)	1:04:47 (7)	1:07:56 (8)					1:08:21 (8)	
			Run 2	4:46 (10)	4:37 (8)	5:39 (10)	3:26 (8)	1:03 (=5)						19:31 (8)	
				1:13:07 (10)	1:17:44 (10)	1:23:23 (9)	1:26:49 (8)	1:27:52 (8)							
			9	LU Ziqing	CHN	1:28:16		+2:45		1P					
Run 1	4:08 (13)	4:14 (9)				5:09 (=9)	4:53 (=8)							18:24 (10)	
T1	0:22 (15)	8:22 (11)				13:31 (10)	18:24 (10)							0:22 (15)	
Bike	3:57 (12)	2:57 (=17)				3:16 (=11)	3:59 (=15)	2:55 (=12)	3:17 (=14)	3:41 (=3)	2:47 (=2)	3:11 (=2)	49:10 (3)		
	22:43 (9)	25:40 (7)				28:56 (10)	32:55 (10)	35:50 (10)	39:07 (8)	42:48 (12)	45:35 (11)	48:46 (12)			
T2	3:46 (=1)	2:49 (=7)				3:07 (=2)	3:40 (=1)	2:40 (=8)	3:08 (=7)					0:28 (19)	
	52:32 (12)	55:21 (12)				58:28 (12)	1:02:08 (12)	1:04:48 (12)	1:07:56 (10)					1:08:24 (11)	
Run 2	4:41 (9)	4:39 (=9)				5:40 (11)	3:47 (20)	1:05 (=9)						19:52 (10)	
	1:13:05 (9)	1:17:44 (9)				1:23:24 (10)	1:27:11 (9)	1:28:16 (9)							



FRI 15 AUG 2025
Start Time: 8:00

Race Analysis

Rk	Name	NOC Code									Segment	
	Run 1		1.3km	2.5km	3.8km	5.0km						
	T1		out									
	Bike		2.0km	4.0km	6.0km	8.0km	10.0km	12.0km	14.0km	16.0km	18.0km	
			20.0km	22.0km	24.0km	26.0km	28.0km	30.0km				
	T2		out									
	Run 2		1.3km	2.5km	3.6km	3.8km	5.0km					
10	CASTILLO Diana	COL	1:28:39		+3:08							
	Run 1		4:06 (10)	4:16 (11)	5:09 (=9)	4:53 (=8)					18:24 (9)	
			4:06 (10)	8:22 (10)	13:31 (9)	18:24 (9)						
	T1		0:21 (=9)								0:21 (=9)	
			18:45 (9)									
	Bike		3:58 (13)	2:57 (=17)	3:16 (=11)	3:59 (=15)	2:55 (=12)	3:16 (=11)	3:41 (=3)	2:47 (=2)	3:11 (=2)	49:11 (4)
			22:43 (8)	25:40 (8)	28:56 (7)	32:55 (8)	35:50 (8)	39:06 (7)	42:47 (9)	45:34 (10)	48:45 (9)	
			3:46 (=1)	2:50 (=11)	3:06 (1)	3:40 (=1)	2:40 (=8)	3:09 (=9)				
			52:31 (8)	55:21 (9)	58:27 (7)	1:02:07 (6)	1:04:47 (9)	1:07:56 (9)				
	T2		0:26 (18)								0:26 (18)	
			1:08:22 (9)									
	Run 2		4:59 (=13)	4:45 (12)	5:51 (13)	3:35 (13)	1:07 (=11)				20:17 (12)	
			1:13:21 (11)	1:18:06 (11)	1:23:57 (11)	1:27:32 (10)	1:28:39 (10)					
11	MARTINEZ AVILA Selene	MEX	1:29:52		+4:21							
	Run 1		4:03 (4)	4:06 (=2)	4:49 (=3)	4:36 (4)					17:34 (4)	
			4:03 (4)	8:09 (6)	12:58 (4)	17:34 (4)						
	T1		0:24 (=21)								0:24 (=21)	
			17:58 (4)									
	Bike		3:48 (6)	2:45 (=3)	3:19 (21)	4:01 (19)	2:58 (=19)	3:25 (22)	4:12 (22)	3:06 (22)	3:13 (7)	49:57 (9)
			21:46 (5)	24:31 (6)	27:50 (6)	31:51 (6)	34:49 (6)	38:14 (6)	42:26 (6)	45:32 (6)	48:45 (10)	
			3:46 (=1)	2:50 (=11)	3:07 (=2)	3:40 (=1)	2:39 (=1)	3:08 (=7)				
			52:31 (9)	55:21 (8)	58:28 (9)	1:02:08 (8)	1:04:47 (10)	1:07:55 (7)				
	T2		0:25 (=13)								0:25 (=13)	
			1:08:20 (6)									
	Run 2		4:27 (4)	4:28 (4)	5:23 (4)	6:05 (28)	1:09 (16)				21:32 (20)	
			1:12:47 (4)	1:17:15 (4)	1:22:38 (4)	1:28:43 (11)	1:29:52 (11)					
12	HILLER Eleonore	BEL	1:31:04		+5:33							
	Run 1		4:25 (23)	4:27 (18)	5:29 (=15)	5:08 (=15)					19:29 (19)	
			4:25 (23)	8:52 (23)	14:21 (19)	19:29 (19)						
	T1		0:23 (=16)								0:23 (=16)	
			19:52 (21)									
	Bike		3:46 (=3)	2:45 (=3)	3:08 (=2)	3:42 (1)	2:48 (=7)	3:06 (=1)	3:40 (=1)	2:47 (=2)	3:10 (1)	48:06 (1)
			23:38 (16)	26:23 (13)	29:31 (13)	33:13 (12)	36:01 (11)	39:07 (9)	42:47 (7)	45:34 (9)	48:44 (6)	
			3:46 (=1)	2:50 (=11)	3:07 (=2)	3:40 (=1)	2:39 (=1)	3:12 (12)				
			52:30 (6)	55:20 (7)	58:27 (6)	1:02:07 (5)	1:04:46 (1)	1:07:58 (11)				
	T2		0:34 (26)								0:34 (26)	
			1:08:32 (12)									
	Run 2		5:58 (24)	5:17 (=22)	6:20 (=22)	3:45 (19)	1:12 (22)				22:32 (23)	
			1:14:30 (12)	1:19:47 (12)	1:26:07 (12)	1:29:52 (12)	1:31:04 (12)					



FRI 15 AUG 2025
Start Time: 8:00

Race Analysis

Rk	Name	NOC Code	Segment									
	Run 1		1.3km	2.5km	3.8km	5.0km						
	T1		out									
	Bike		2.0km	4.0km	6.0km	8.0km	10.0km	12.0km	14.0km	16.0km	18.0km	
			20.0km	22.0km	24.0km	26.0km	28.0km	30.0km				
	T2		out									
	Run 2		1.3km	2.5km	3.6km	3.8km	5.0km					
13	KANKE Narumi	JPN	1:31:10 +5:39									
	Run 1		4:13 (14)	4:25 (=16)	5:30 (=17)	5:11 (21)					19:19 (16)	
			4:13 (14)	8:38 (17)	14:08 (17)	19:19 (16)						
	T1		0:26 (=25)								0:26 (=25)	
			19:45 (17)									
	Bike		3:56 (11)	2:46 (=5)	3:16 (=11)	3:56 (=9)	2:57 (=17)	3:13 (=5)	3:59 (=17)	2:54 (=14)	3:21 (=13)	51:06 (15)
			23:41 (20)	26:27 (20)	29:43 (18)	33:39 (17)	36:36 (17)	39:49 (17)	43:48 (17)	46:42 (18)	50:03 (19)	
			4:00 (=8)	2:54 (=18)	3:17 (=8)	4:05 (=13)	2:58 (=17)	3:34 (=21)				
			54:03 (17)	56:57 (18)	1:00:14 (17)	1:04:19 (19)	1:07:17 (16)	1:10:51 (18)				
	T2		0:32 (23)								0:32 (23)	
			1:11:23 (19)									
	Run 2		5:03 (=16)	4:41 (11)	5:32 (7)	3:24 (7)	1:07 (=11)				19:47 (9)	
			1:16:26 (19)	1:21:07 (16)	1:26:39 (13)	1:30:03 (13)	1:31:10 (13)					
14	POZLEROVA Edita	CZE	1:31:23 +5:52									
	Run 1		4:04 (6)	4:25 (=16)	5:31 (19)	5:09 (=18)					19:09 (14)	
			4:04 (6)	8:29 (12)	14:00 (14)	19:09 (14)						
	T1		0:23 (=16)								0:23 (=16)	
			19:32 (14)									
	Bike		4:04 (=14)	2:50 (13)	3:17 (=18)	3:56 (=9)	2:58 (=19)	3:12 (4)	3:58 (=14)	2:54 (=14)	3:22 (16)	51:16 (17)
			23:36 (13)	26:26 (16)	29:43 (17)	33:39 (15)	36:37 (19)	39:49 (15)	43:47 (15)	46:41 (15)	50:03 (14)	
			4:00 (=8)	2:53 (=14)	3:18 (=12)	4:05 (=13)	2:58 (=17)	3:31 (18)				
			54:03 (15)	56:56 (15)	1:00:14 (15)	1:04:19 (17)	1:07:17 (15)	1:10:48 (15)				
	T2		0:22 (=5)								0:22 (=5)	
			1:11:10 (15)									
	Run 2		4:58 (=11)	4:52 (=13)	5:52 (14)	3:30 (10)	1:01 (3)				20:13 (11)	
			1:16:08 (15)	1:21:00 (15)	1:26:52 (15)	1:30:22 (15)	1:31:23 (14)					
15	CORBOVA Nikola	SVK	1:31:31 +6:00									
	Run 1		4:14 (17)	4:22 (13)	5:23 (13)	5:09 (=18)					19:08 (13)	
			4:14 (17)	8:36 (13)	13:59 (12)	19:08 (13)						
	T1		0:23 (=16)								0:23 (=16)	
			19:31 (13)									
	Bike		4:05 (=16)	2:47 (7)	3:07 (1)	3:54 (7)	2:44 (6)	3:09 (3)	3:46 (7)	2:53 (13)	3:20 (=10)	50:40 (13)
			23:36 (12)	26:23 (12)	29:30 (12)	33:24 (13)	36:08 (13)	39:17 (13)	43:03 (13)	45:56 (13)	49:16 (13)	
			4:11 (22)	2:53 (=14)	3:19 (=14)	4:11 (22)	2:54 (=13)	3:27 (16)				
			53:27 (13)	56:20 (13)	59:39 (13)	1:03:50 (13)	1:06:44 (13)	1:10:11 (13)				
	T2		0:33 (=24)								0:33 (=24)	
			1:10:44 (13)									
	Run 2		5:11 (19)	4:57 (17)	5:57 (15)	3:32 (11)	1:10 (=17)				20:47 (15)	
			1:15:55 (13)	1:20:52 (13)	1:26:49 (14)	1:30:21 (14)	1:31:31 (15)					



FRI 15 AUG 2025
Start Time: 8:00

Race Analysis

Rk	Name	NOC Code	Segment									
	Run 1		1.3km	2.5km	3.8km	5.0km						
	T1		out									
	Bike		2.0km	4.0km	6.0km	8.0km	10.0km	12.0km	14.0km	16.0km	18.0km	
			20.0km	22.0km	24.0km	26.0km	28.0km	30.0km				
	T2		out									
	Run 2		1.3km	2.5km	3.6km	3.8km	5.0km					
16	MIDDLEDITCH Louisa	SGP	1:31:47		+6:16							
	Run 1		4:14 (16) 4:14 (16)	4:34 (23) 8:48 (19)	5:32 (=20) 14:20 (18)	5:09 (=18) 19:29 (20)					19:29 (20)	
	T1		0:23 (=16) 19:52 (20)								0:23 (=16)	
	Bike		3:46 (=3) 23:38 (18)	2:49 (=11) 26:27 (17)	3:16 (=11) 29:43 (19)	3:55 (8) 33:38 (14)	2:58 (=19) 36:36 (18)	3:14 (=7) 39:50 (19)	3:57 (13) 43:47 (16)	2:56 (21) 46:43 (19)	3:20 (=10) 50:03 (18)	50:59 (14)
	T2		4:00 (=8) 54:03 (14)	2:54 (=18) 56:57 (19)	3:17 (=8) 1:00:14 (19)	4:04 (=11) 1:04:18 (15)	2:59 (=19) 1:07:17 (14)	3:34 (=21) 1:10:51 (19)				0:25 (=13)
	Run 2		4:59 (=13) 1:16:15 (16)	4:56 (=15) 1:21:11 (17)	5:49 (12) 1:27:00 (17)	3:39 (15) 1:30:39 (16)	1:08 (=13) 1:31:47 (16)					20:31 (13)
17	RUIZ Genesis	VEN	1:31:51		+6:20							
	Run 1		4:16 (19) 4:16 (19)	4:23 (=14) 8:39 (18)	5:21 (12) 14:00 (13)	5:08 (=15) 19:08 (12)						19:08 (12)
	T1		0:19 (=3) 19:27 (12)									0:19 (=3)
	Bike		4:09 (20) 23:36 (14)	2:51 (14) 26:27 (19)	3:15 (=9) 29:42 (15)	3:57 (13) 33:39 (18)	2:56 (16) 36:35 (14)	3:15 (=9) 39:50 (18)	3:58 (=14) 43:48 (18)	2:54 (=14) 46:42 (16)	3:21 (=13) 50:03 (16)	51:21 (19)
	T2		4:01 (=12) 54:04 (18)	2:53 (=14) 56:57 (17)	3:17 (=8) 1:00:14 (18)	4:05 (=13) 1:04:19 (18)	2:59 (=19) 1:07:18 (18)	3:30 (17) 1:10:48 (14)				0:22 (=5)
	Run 2		4:58 (=11) 1:16:08 (14)	4:52 (=13) 1:21:00 (14)	5:59 (16) 1:26:59 (16)	3:42 (17) 1:30:41 (17)	1:10 (=17) 1:31:51 (17)					20:41 (14)
18	MANGROBANG Marion Kim	PHI	1:32:10		+6:39							
	Run 1		4:13 (15) 4:13 (15)	4:23 (=14) 8:36 (14)	5:29 (=15) 14:05 (15)	5:17 (=22) 19:22 (17)						19:22 (17)
	T1		0:21 (=9) 19:43 (16)									0:21 (=9)
	Bike		3:55 (10) 23:38 (17)	2:48 (=8) 26:26 (15)	3:17 (=18) 29:43 (16)	3:56 (=9) 33:39 (16)	2:57 (=17) 36:36 (16)	3:13 (=5) 39:49 (16)	3:58 (=14) 43:47 (14)	2:55 (20) 46:42 (17)	3:21 (=13) 50:03 (15)	51:07 (16)
	T2		4:00 (=8) 54:03 (16)	2:53 (=14) 56:56 (16)	3:18 (=12) 1:00:14 (16)	4:04 (=11) 1:04:18 (16)	3:00 (21) 1:07:18 (17)	3:32 (19) 1:10:50 (16)				0:23 (=7)
	Run 2		5:03 (=16) 1:16:16 (17)	4:56 (=15) 1:21:12 (18)	6:04 (18) 1:27:16 (18)	3:43 (18) 1:30:59 (18)	1:11 (=20) 1:32:10 (18)					20:57 (16)



FRI 15 AUG 2025
Start Time: 8:00

Race Analysis

Rk	Name	NOC Code	Segment									
	Run 1		1.3km	2.5km	3.8km	5.0km						
	T1		out									
	Bike		2.0km	4.0km	6.0km	8.0km	10.0km	12.0km	14.0km	16.0km	18.0km	
	T2		20.0km	22.0km	24.0km	26.0km	28.0km	30.0km				
	Run 2		out									
	Run 2		1.3km	2.5km	3.6km	3.8km	5.0km					
19	TRUPA Merry Joy	PHI	1:32:40		+7:09							
	Run 1		4:08 (12) 4:08 (12)	4:29 (19) 8:37 (16)	5:30 (=17) 14:07 (16)	5:02 (13) 19:09 (15)					19:09 (15)	
	T1		0:24 (=21) 19:33 (15)								0:24 (=21)	
	Bike		4:04 (=14) 23:37 (15)	2:49 (=11) 26:26 (14)	3:16 (=11) 29:42 (14)	3:58 (14) 33:40 (19)	2:55 (=12) 36:35 (15)	3:14 (=7) 39:49 (14)	3:59 (=17) 43:48 (19)	2:52 (12) 46:40 (14)	3:23 (17) 50:03 (17)	51:18 (18)
	T2		4:01 (=12) 54:04 (19)	2:46 (6) 56:50 (14)	3:17 (=8) 1:00:07 (14)	4:07 (16) 1:04:14 (14)	3:04 (22) 1:07:18 (19)	3:33 (20) 1:10:51 (17)				0:24 (12)
	Run 2		5:02 (15) 1:16:17 (18)	5:02 (19) 1:21:19 (19)	6:17 (21) 1:27:36 (19)	3:51 (=22) 1:31:27 (19)	1:13 (23) 1:32:40 (19)					21:25 (19)
20	ABEDINI NEZHAD Faezeh Sadat	IRI	1:33:20		+7:49							
	Run 1		4:16 (20) 4:16 (20)	4:33 (=21) 8:49 (22)	5:33 (23) 14:22 (22)	5:05 (14) 19:27 (18)						19:27 (18)
	T1		0:20 (=6) 19:47 (18)									0:20 (=6)
	Bike		4:06 (18) 23:53 (21)	3:13 (=24) 27:06 (21)	3:31 (22) 30:37 (22)	4:04 (=20) 34:41 (22)	2:52 (10) 37:33 (22)	3:15 (=9) 40:48 (22)	4:07 (=19) 44:55 (21)	2:54 (=14) 47:49 (22)	3:20 (=10) 51:09 (22)	52:07 (22)
	T2		4:09 (=19) 55:18 (22)	2:56 (=21) 58:14 (22)	3:19 (=14) 1:01:33 (22)	4:03 (=8) 1:05:36 (22)	2:55 (16) 1:08:31 (22)	3:23 (13) 1:11:54 (20)				0:21 (=3)
	Run 2		5:13 (20) 1:17:28 (21)	4:59 (18) 1:22:27 (20)	6:14 (20) 1:28:41 (20)	3:36 (14) 1:32:17 (20)	1:03 (=5) 1:33:20 (20)					21:05 (17)
21	FABER Annika	GER	1:33:29		+7:58		1P					
	Run 1		4:17 (22) 4:17 (22)	4:32 (20) 8:49 (20)	5:32 (=20) 14:21 (20)	5:17 (=22) 19:38 (22)						19:38 (22)
	T1		0:23 (=16) 20:01 (22)									0:23 (=16)
	Bike		4:22 (23) 24:23 (23)	2:57 (=17) 27:20 (22)	3:17 (=18) 30:37 (21)	4:04 (=20) 34:41 (21)	2:51 (9) 37:32 (20)	3:16 (=11) 40:48 (20)	4:07 (=19) 44:55 (20)	2:54 (=14) 47:49 (20)	3:19 (=8) 51:08 (20)	51:54 (20)
	T2		4:09 (=19) 55:17 (20)	2:56 (=21) 58:13 (20)	3:20 (=16) 1:01:33 (20)	4:03 (=8) 1:05:36 (20)	2:54 (=13) 1:08:30 (20)	3:25 (15) 1:11:55 (22)				0:25 (=13)
	Run 2		5:07 (18) 1:17:27 (20)	5:17 (=22) 1:22:44 (21)	6:02 (17) 1:28:46 (21)	3:33 (12) 1:32:19 (21)	1:10 (=17) 1:33:29 (21)					21:09 (18)



FRI 15 AUG 2025
Start Time: 8:00

Race Analysis

Rk	Name	NOC Code	Segment											
	Run 1		1.3km	2.5km	3.8km	5.0km								
	T1		out											
	Bike		2.0km	4.0km	6.0km	8.0km	10.0km	12.0km	14.0km	16.0km	18.0km			
	T2		20.0km	22.0km	24.0km	26.0km	28.0km	30.0km						
	Run 2		out											
	Run 2		1.3km	2.5km	3.6km	3.8km	5.0km							
22	NASR AZADANI Hadis	IRI	1:35:58 +10:27											
	Run 1		4:16 (18)	4:33 (=21)	5:32 (=20)	5:08 (=15)								19:29 (21)
	T1		4:16 (18)	8:49 (21)	14:21 (21)	19:29 (21)								0:19 (=3)
	Bike		0:19 (=3)	19:48 (19)										52:06 (21)
	T2		3:51 (8)	2:48 (=8)	3:16 (=11)	4:20 (23)	3:29 (27)	3:16 (=11)	4:07 (=19)	2:54 (=14)	3:19 (=8)			0:23 (=7)
	Run 2		23:39 (19)	26:27 (18)	29:43 (20)	34:03 (20)	37:32 (21)	40:48 (21)	44:55 (22)	47:49 (21)	51:08 (21)			23:41 (25)
	T1		4:10 (21)	2:55 (20)	3:20 (=16)	4:03 (=8)	2:54 (=13)	3:24 (14)						
	T2		55:18 (21)	58:13 (21)	1:01:33 (21)	1:05:36 (21)	1:08:30 (21)	1:11:54 (21)						
	Run 2		0:23 (=7)	1:12:17 (21)										
	T1		5:59 (25)	5:46 (=25)	6:36 (24)	4:05 (24)	1:15 (=24)							
	T2		1:18:16 (22)	1:24:02 (22)	1:30:38 (22)	1:34:43 (22)	1:35:58 (22)							
23	NG Xuan Jie	SGP	1:38:10 +12:39											
	Run 1		4:28 (25)	4:42 (25)	5:28 (14)	5:00 (12)								19:38 (23)
	T1		4:28 (25)	9:10 (24)	14:38 (23)	19:38 (23)								0:24 (=21)
	Bike		0:24 (=21)	20:02 (23)										56:05 (23)
	T2		4:21 (22)	3:01 (23)	3:34 (=23)	4:25 (24)	3:11 (23)	3:35 (23)	4:29 (24)	3:10 (24)	3:33 (=19)			0:29 (=20)
	Run 2		24:23 (23)	27:24 (23)	30:58 (23)	35:23 (23)	38:34 (23)	42:09 (23)	46:38 (23)	49:48 (23)	53:21 (23)			21:34 (21)
	T1		4:30 (26)	3:12 (25)	3:36 (25)	4:32 (24)	3:13 (24)	3:43 (23)						
	T2		57:51 (23)	1:01:03 (23)	1:04:39 (23)	1:09:11 (23)	1:12:24 (23)	1:16:07 (23)						
	Run 2		0:29 (=20)	1:16:36 (23)										
	T1		5:27 (21)	5:05 (20)	6:10 (19)	3:41 (16)	1:11 (=20)							
	T2		1:22:03 (23)	1:27:08 (23)	1:33:18 (23)	1:36:59 (23)	1:38:10 (23)							
24	VARGAS Jonaneth	VEN	1:41:40 +16:09											
	Run 1		4:27 (24)	4:48 (27)	6:02 (25)	5:42 (27)								20:59 (26)
	T1		4:27 (24)	9:15 (27)	15:17 (25)	20:59 (26)								0:27 (27)
	Bike		0:27 (27)	21:26 (26)										56:11 (24)
	T2		4:20 (21)	2:59 (22)	3:34 (=23)	4:14 (22)	3:07 (22)	3:36 (24)	4:26 (23)	3:12 (25)	3:44 (27)			0:33 (=24)
	Run 2		25:46 (25)	28:45 (25)	32:19 (24)	36:33 (24)	39:40 (24)	43:16 (24)	47:42 (24)	50:54 (24)	54:38 (24)			23:30 (24)
	T1		4:23 (23)	3:10 (24)	3:52 (27)	4:31 (23)	3:17 (25)	3:46 (24)						
	T2		59:01 (24)	1:02:11 (24)	1:06:03 (24)	1:10:34 (24)	1:13:51 (24)	1:17:37 (24)						
	Run 2		0:33 (=24)	1:18:10 (24)										
	T1		5:56 (23)	5:41 (24)	6:54 (25)	3:51 (=22)	1:08 (=13)							
	T2		1:24:06 (24)	1:29:47 (24)	1:36:41 (24)	1:40:32 (24)	1:41:40 (24)							



FRI 15 AUG 2025
Start Time: 8:00

Race Analysis

Rk	Name	NOC Code											Segment		
	Run 1		1.3km	2.5km	3.8km	5.0km									
	T1		out												
	Bike		2.0km	4.0km	6.0km	8.0km	10.0km	12.0km	14.0km	16.0km	18.0km				
	T2		20.0km	22.0km	24.0km	26.0km	28.0km	30.0km							
	Run 2		out												
	Run 2		1.3km	2.5km	3.6km	3.8km	5.0km								
25 TAYYAREH KHAJOUEI Shokouh IRI			1:41:59 +16:28												
	Run 1		4:31 (27)	4:41 (24)	5:45 (24)	5:26 (24)									20:23 (24)
	T1		4:31 (27)	9:12 (25)	14:57 (24)	20:23 (24)									0:21 (=9)
	Bike		0:21 (=9)												58:41 (26)
	T2		4:45 (26)	3:16 (27)	3:34 (=23)	4:35 (=25)	3:16 (25)	3:42 (=26)	4:46 (27)	3:19 (27)	3:33 (=19)				0:31 (22)
	Run 2		25:29 (24)	28:45 (24)	32:19 (25)	36:54 (25)	40:10 (25)	43:52 (25)	48:38 (25)	51:57 (25)	55:30 (26)				22:03 (22)
	T1		4:29 (25)	3:16 (27)	3:44 (26)	5:00 (27)	3:24 (26)	4:02 (26)							
	T2		59:59 (26)	1:03:15 (26)	1:06:59 (26)	1:11:59 (26)	1:15:23 (26)	1:19:25 (26)							
	Run 2		0:31 (22)												
	T1		1:19:56 (26)												
	Run 2		5:29 (22)	5:09 (21)	6:20 (=22)	3:50 (21)	1:15 (=24)								
	T1		1:25:25 (26)	1:30:34 (26)	1:36:54 (25)	1:40:44 (25)	1:41:59 (25)								
	T2														
26 QUIAMBAO Bea Marie			PHI 1:43:17 +17:46												
	Run 1		4:29 (26)	4:45 (26)	6:03 (=26)	5:41 (26)									20:58 (25)
	T1		4:29 (26)	9:14 (26)	15:17 (26)	20:58 (25)									0:24 (=21)
	Bike		0:24 (=21)												56:48 (25)
	T2		21:22 (25)												0:25 (=13)
	Run 2		4:42 (25)	3:13 (=24)	3:39 (26)	4:35 (=25)	3:12 (24)	3:37 (25)	4:31 (25)	3:09 (23)	3:30 (18)				24:42 (26)
	T1		26:04 (26)	29:17 (26)	32:56 (26)	37:31 (26)	40:43 (26)	44:20 (26)	48:51 (26)	52:00 (26)	55:30 (25)				
	T2		4:25 (24)	3:07 (23)	3:35 (24)	4:34 (25)	3:12 (23)	3:47 (25)							
	Run 2		59:55 (25)	1:03:02 (25)	1:06:37 (25)	1:11:11 (25)	1:14:23 (25)	1:18:10 (25)							
	T1		0:25 (=13)												
	T2		1:18:35 (25)												
	Run 2		6:04 (26)	5:46 (=25)	7:07 (26)	4:19 (26)	1:26 (28)								
	T1		1:24:39 (25)	1:30:25 (25)	1:37:32 (26)	1:41:51 (26)	1:43:17 (26)								
	T2														
27 YONG Man Yun			SGP 1:45:59 +20:28												
	Run 1		4:34 (28)	5:00 (28)	6:03 (=26)	5:40 (25)									21:17 (27)
	T1		4:34 (28)	9:34 (28)	15:37 (27)	21:17 (27)									0:19 (=3)
	Bike		0:19 (=3)												58:51 (27)
	T2		21:36 (27)												0:43 (27)
	Run 2		4:53 (27)	3:15 (26)	3:41 (27)	4:36 (27)	3:20 (26)	3:42 (=26)	4:43 (26)	3:14 (26)	3:40 (26)				24:49 (27)
	T1		26:29 (27)	29:44 (27)	33:25 (27)	38:01 (27)	41:21 (27)	45:03 (27)	49:46 (27)	53:00 (27)	56:40 (27)				
	T2		4:43 (27)	3:14 (26)	3:31 (23)	4:49 (26)	3:27 (27)	4:03 (27)							
	Run 2		1:01:23 (27)	1:04:37 (27)	1:08:08 (27)	1:12:57 (27)	1:16:24 (27)	1:20:27 (27)							
	T1		0:43 (27)												
	T2		1:21:10 (27)												
	Run 2		6:24 (27)	5:53 (27)	7:08 (27)	4:08 (25)	1:16 (26)								
	T1		1:27:34 (27)	1:33:27 (27)	1:40:35 (27)	1:44:43 (27)	1:45:59 (27)								
	T2														



FRI 15 AUG 2025
Start Time: 8:00

Race Analysis

Rk	Name	NOC Code	Segment									
----	------	----------	---------	--	--	--	--	--	--	--	--	--

Run 1	1.3km	2.5km	3.8km	5.0km							
T1	out										
Bike	2.0km	4.0km	6.0km	8.0km	10.0km	12.0km	14.0km	16.0km	18.0km		
	20.0km	22.0km	24.0km	26.0km	28.0km	30.0km					
T2	out										
Run 2	1.3km	2.5km	3.6km	3.8km	5.0km						

28	ALSHAMSI Mariam	UAE	2:05:21 +39:50												
Run 1	5:00 (29)	6:00 (29)	7:14 (28)	7:02 (28)											25:16 (28)
	5:00 (29)	11:00 (29)	18:14 (28)	25:16 (28)											
T1	0:46 (28)														0:46 (28)
	26:02 (28)														
Bike	5:57 (28)	3:53 (28)	4:14 (28)	5:46 (28)	3:45 (28)	4:19 (28)	5:43 (28)	3:43 (28)	4:32 (28)						1:10:40 (28)
	31:59 (28)	35:52 (28)	40:06 (28)	45:52 (28)	49:37 (28)	53:56 (28)	59:39 (28)	1:03:22 (28)	1:07:54 (28)						
	6:05 (28)	3:56 (28)	4:28 (28)	5:48 (28)	3:58 (28)	4:33 (28)									
T2	1:13:59 (28)	1:17:55 (28)	1:22:23 (28)	1:28:11 (28)	1:32:09 (28)	1:36:42 (28)									
	0:47 (28)														0:47 (28)
	1:37:29 (28)														
Run 2	6:40 (28)	6:43 (28)	8:03 (28)	5:07 (27)	1:19 (27)										27:52 (28)
	1:44:09 (28)	1:50:52 (28)	1:58:55 (28)	2:04:02 (28)	2:05:21 (28)										

KLEIN Julia	GER	DNF													
Run 1	4:07 (11)	4:15 (10)													
	4:07 (11)	8:22 (9)													

Participants						
Entries / NOCs	Finished	LAP	DNF	DSQ	DNS	DQB
29/15	28	0	1	0	0	0

Legend:						
=	Equal sign indicates that two or more athletes share the same secondary rank	DNF	Did Not Finish			
DNS	Did Not Start	DQB	Disqualified for unsportsmanlike behaviour	DSQ	Disqualified	
LAP	Lapped	Rk	Rank	T	xP	x 15 second Penalty





Medallists

Medal	Name	NOC
GOLD	ALVAREZ CORRAL Anahi	MEX - Mexico
SILVER	VARO ZUBIRI Maria	ESP - Spain
BRONZE	DUPONT Jeanne	BEL - Belgium



DUATHLON

Mixed Relay



Entry List by Event

As of SAT 16 AUG 2025

NOC	Name	Gender	Date of Birth	Status
BEL - Belgium	DUPONT Jeanne	Female	2 OCT 2002	
	HILLER Eleonore	Female	28 AUG 2003	
	ISEBAERT Lisa Lydia M.	Female	5 NOV 2000	
	BIERINCKX Vincent	Male	25 APR 1990	
	de SMET Thibaut	Male	7 MAY 1999	
	DELY Arnaud	Male	22 JAN 1997	
CHN - People's Republic of China	LU Ziqing	Female	25 MAY 2006	
	DUAN Zhengyu	Male	13 APR 1996	
COL - Colombia	CASTILLO Diana	Female	30 JAN 1993	
	MOYA Brian	Male	12 JUN 1993	
ESP - Spain	VARO ZUBIRI Maria	Female	17 APR 1993	
	MARTIN MORALES Javier	Male	19 NOV 1995	
GER - Germany	RASSMANN Nelly Maria	Female	25 DEC 1997	
	HOLBACH Fabian	Male	11 JUN 1993	
IRI - Islamic Republic of Iran	ABEDINI NEZHAD Faezeh Sadat	Female	9 MAY 2004	
	NASR AZADANI Hadis	Female	9 JUN 2001	
	TAYYAREH KHAJOU EI Shokouh	Female	18 MAR 1990	
	HOSSEINI Seyedjavad	Male	15 SEP 2001	
	KIANI FALAVARJANI Abbas	Male	29 NOV 1994	
	REZAEI LAYEH Meysam	Male	25 SEP 1990	
JPN - Japan	FUKUSHIMA Yayoi	Female	13 MAR 1987	
	KANKE Narumi	Female	3 OCT 2004	
	ISHIZEKI Reo	Male	17 JUN 1998	
	TANAKA Fumiya	Male	16 JUL 1991	
MEX - Mexico	ALVAREZ CORRAL Anahi	Female	11 AUG 2001	
	MARTINEZ AVILA Selene	Female	29 DEC 2000	
	NUNEZ GOMEZ David	Male	29 NOV 1992	
	NUNEZ GOMEZ Eduardo	Male	22 FEB 2002	
NED - Netherlands	KOOTSTRA Aline	Female	3 FEB 1994	
	van WERSCH Valentin	Male	10 JUL 2002	
PHI - Philippines	MANGROBANG Marion Kim	Female	4 SEP 1991	
	QUIAMBAO Bea Marie	Female	20 JUN 2000	
	TRUPA Merry Joy	Female	4 JUN 2002	
	CIRON John Patrick	Male	25 SEP 1999	
	PECSON Maynard	Male	18 NOV 1998	
	YEE Franklin	Male	16 JUL 2002	
SVK - Slovakia	CORBOVA Nikola	Female	8 DEC 1990	
	KUBO Ondrej	Male	25 NOV 1993	

Note:
Participating NOCs and composition of the teams will be known two days before the event and confirmed 2.5 hours before the start of the event.



SUN 17 AUG 2025
Start Time: 8:00

Start List

REVISED
17 AUG 6:56

Race Number	Team	Gender	Date of Birth	Notes
ESP - Spain I				
2/A	VARO ZUBIRI Maria	F	17 APR 1993	
2/B	MARTIN MORALES Javier	M	19 NOV 1995	
2/C	VARO ZUBIRI Maria	F	17 APR 1993	
2/D	MARTIN MORALES Javier	M	19 NOV 1995	
BEL - Belgium I				
3/A	DUPONT Jeanne	F	2 OCT 2002	
3/B	DELY Arnaud	M	22 JAN 1997	
3/C	DUPONT Jeanne	F	2 OCT 2002	
3/D	DELY Arnaud	M	22 JAN 1997	
GER - Germany I				
4/A	RASSMANN Nelly Maria	F	25 DEC 1997	
4/B	HOLBACH Fabian	M	11 JUN 1993	
4/C	RASSMANN Nelly Maria	F	25 DEC 1997	
4/D	HOLBACH Fabian	M	11 JUN 1993	
IRI - Iran I				
5/A	ABEDINI NEZHAD Faezeh Sadat	F	9 MAY 2004	
5/B	KIANI FALAVARJANI Abbas	M	29 NOV 1994	
5/C	ABEDINI NEZHAD Faezeh Sadat	F	9 MAY 2004	
5/D	KIANI FALAVARJANI Abbas	M	29 NOV 1994	
SVK - Slovakia I				
6/A	CORBOVA Nikola	F	8 DEC 1990	
6/B	KUBO Ondrej	M	25 NOV 1993	
6/C	CORBOVA Nikola	F	8 DEC 1990	
6/D	KUBO Ondrej	M	25 NOV 1993	
JPN - Japan I				
7/A	FUKUSHIMA Yayoi	F	13 MAR 1987	
7/B	TANAKA Fumiya	M	16 JUL 1991	
7/C	FUKUSHIMA Yayoi	F	13 MAR 1987	
7/D	TANAKA Fumiya	M	16 JUL 1991	
CHN - China I				
8/A	LU Ziqing	F	25 MAY 2006	
8/B	DUAN Zhengyu	M	13 APR 1996	
8/C	LU Ziqing	F	25 MAY 2006	
8/D	DUAN Zhengyu	M	13 APR 1996	




SUN 17 AUG 2025
Start Time: 8:00

Start List

REVISED
17 AUG 6:56

Race Number	Team	Gender	Date of Birth	Notes
PHI - Philippines I				
9/A	MANGROBANG Marion Kim	F	4 SEP 1991	
9/B	YEE Franklin	M	16 JUL 2002	
9/C	MANGROBANG Marion Kim	F	4 SEP 1991	
9/D	YEE Franklin	M	16 JUL 2002	
NED - Netherlands I				
10/A	KOOTSTRA Aline	F	3 FEB 1994	
10/B	van WERSCH Valentin	M	10 JUL 2002	
10/C	KOOTSTRA Aline	F	3 FEB 1994	
10/D	van WERSCH Valentin	M	10 JUL 2002	
COL - Colombia I				
12/A	CASTILLO Diana	F	30 JAN 1993	
12/B	MOYA Brian	M	12 JUN 1993	
12/C	CASTILLO Diana	F	30 JAN 1993	
12/D	MOYA Brian	M	12 JUN 1993	
MEX - Mexico I				
14/A	ALVAREZ CORRAL Anahi	F	11 AUG 2001	
14/B	NUNEZ GOMEZ David	M	29 NOV 1992	
14/C	ALVAREZ CORRAL Anahi	F	11 AUG 2001	
14/D	NUNEZ GOMEZ David	M	29 NOV 1992	
BEL - Belgium II				
15/A	ISEBAERT Lisa Lydia M.	F	5 NOV 2000	
15/B	BIERINCKX Vincent	M	25 APR 1990	
15/C	ISEBAERT Lisa Lydia M.	F	5 NOV 2000	
15/D	BIERINCKX Vincent	M	25 APR 1990	
IRI - Iran II				
16/A	NASR AZADANI Hadis	F	9 JUN 2001	
16/B	REZAEI LAYEH Meysam	M	25 SEP 1990	
16/C	NASR AZADANI Hadis	F	9 JUN 2001	
16/D	REZAEI LAYEH Meysam	M	25 SEP 1990	
JPN - Japan II				
17/A	KANKE Narumi	F	3 OCT 2004	
17/B	ISHIZEKI Reo	M	17 JUN 1998	
17/C	KANKE Narumi	F	3 OCT 2004	
17/D	ISHIZEKI Reo	M	17 JUN 1998	


SUN 17 AUG 2025
 Start Time: 8:00

Start List
REVISED
17 AUG 6:56

Race Number	Team	Gender	Date of Birth	Notes
PHI - Philippines II				
18/A	TRUPA Merry Joy	F	4 JUN 2002	
18/B	CIRON John Patrick	M	25 SEP 1999	
18/C	TRUPA Merry Joy	F	4 JUN 2002	
18/D	CIRON John Patrick	M	25 SEP 1999	
MEX - Mexico II				
20/A	MARTINEZ AVILA Selene	F	29 DEC 2000	
20/B	NUNEZ GOMEZ Eduardo	M	22 FEB 2002	
20/C	MARTINEZ AVILA Selene	F	29 DEC 2000	
20/D	NUNEZ GOMEZ Eduardo	M	22 FEB 2002	
BEL - Belgium III				
21/A	HILLER Eleonore	F	28 AUG 2003	
21/B	de SMET Thibaut	M	7 MAY 1999	
21/C	HILLER Eleonore	F	28 AUG 2003	
21/D	de SMET Thibaut	M	7 MAY 1999	
IRI - Iran III				
22/A	TAYYAREH KHAJOU EI Shokouh	F	18 MAR 1990	
22/B	HOSSEINI Seyedjavad	M	15 SEP 2001	
22/C	TAYYAREH KHAJOU EI Shokouh	F	18 MAR 1990	
22/D	HOSSEINI Seyedjavad	M	15 SEP 2001	
PHI - Philippines III				
24/A	QUIAMBAO Bea Marie	F	20 JUN 2000	
24/B	PECSON Maynard	M	18 NOV 1998	
24/C	QUIAMBAO Bea Marie	F	20 JUN 2000	
24/D	PECSON Maynard	M	18 NOV 1998	

NOCs	Course information		
	Run 1 (2.0km)	Bike (6.0km)	Run 2 (1.0km)
19	2 Laps of 1.0km	1 Lap of 6.0km	1 Lap of 1.0km

REVISED
Team composition changes:
BEL II Thibaut De Smet OUT Vincent Bierinckx IN and BEL III Voncent Bierinckx OUT Thibaut De Smet IN



SUN 17 AUG 2025
Start Time: 8:00

Race Facts

Segment	Leg	Lap	Incident	Athlete Involved	NOC Code
Transition 2	A		10 second penalty for placing equipment outside the box.	6/A CORBOVA Nikola	SVK
Transition 2	B		10 second penalty for placing equipment outside the box.	16/B REZAEI LAYEH Meysam	IRI
Transition 2	B		10 second penalty for placing equipment outside the box.	5/B KIANI FALAVARJANI Abbas	IRI
Transition 2	B		10 second penalty for placing equipment outside the box.	24/B PECSON Maynard	PHI
Run 1	C	1	10 second penalty served.	5/A ABEDINI NEZHAD Faezeh Sadat	IRI
Run 1	D	2	10 second penalty served.	16/B REZAEI LAYEH Meysam	IRI
Run 2	C		10 second penalty served.	24/A QUIAMBAO Bea Marie	PHI
Run 2	D		10 second penalty served.	6/B KUBO Ondrej	SVK
Post Race			CHN presented a protest against GER	8 China I 4 Germany I	CHN GER



SUN 17 AUG 2025
Start Time: 8:00

Results


Rank	Team	Race No.	Gender	Run 1	T1	Bike	T2	Run 2	Leg Time	Total Time	Time Diff.
1 ESP - Spain I										1:19:21	
	VARO ZUBIRI Maria	2/A	F	6:43	0:19	9:41	0:18	3:18	20:19 (2)	20:19 (2)	
	MARTIN MORALES Javier	2/B	M	6:21	0:16	9:00	0:21	2:51	18:49 (4)	39:08 (2)	
	VARO ZUBIRI Maria	2/C	F	7:18	0:17	10:07	0:20	3:12	21:14 (3)	1:00:22 (3)	
	MARTIN MORALES Javier	2/D	M	6:39	0:16	9:18	0:18	2:28	18:59 (=3)	1:19:21 (1)	
2 NED - Netherlands I										1:19:24	+0:03
	KOOTSTRA Aline	10/A	F	6:45	0:18	9:40	0:15	3:16	20:14 (1)	20:14 (1)	
	van WERSCH Valentin	10/B	M	6:25	0:16	9:03	0:17	2:54	18:55 (6)	39:09 (3)	
	KOOTSTRA Aline	10/C	F	7:19	0:17	10:06	0:15	3:16	21:13 (2)	1:00:22 (4)	
	van WERSCH Valentin	10/D	M	6:38	0:17	9:21	0:15	2:31	19:02 (7)	1:19:24 (2)	
3 BEL - Belgium I										1:19:24	+0:03
	DUPONT Jeanne	3/A	F	6:44	0:20	9:40	0:22	3:13	20:19 (3)	20:19 (3)	
	DELY Arnaud	3/B	M	6:20	0:18	8:59	0:21	2:49	18:47 (2)	39:06 (1)	
	DUPONT Jeanne	3/C	F	7:21	0:17	10:08	0:20	3:09	21:15 (4)	1:00:21 (2)	
	DELY Arnaud	3/D	M	6:39	0:18	9:19	0:21	2:26	19:03 (8)	1:19:24 (3)	
4 MEX - Mexico I										1:19:25	+0:04
	ALVAREZ CORRAL Anahi	14/A	F	6:43	0:19	9:42	0:26	3:12	20:22 (4)	20:22 (4)	
	NUNEZ GOMEZ David	14/B	M	6:18	0:17	9:02	0:20	2:51	18:48 (3)	39:10 (4)	
	ALVAREZ CORRAL Anahi	14/C	F	7:16	0:18	10:08	0:20	3:09	21:11 (1)	1:00:21 (1)	
	NUNEZ GOMEZ David	14/D	M	6:40	0:15	9:21	0:20	2:28	19:04 (9)	1:19:25 (4)	
5 BEL - Belgium II										1:20:19	+0:58
	ISEBAERT Lisa Lydia M.	15/A	F	6:51	0:26	9:45	0:21	3:40	21:03 (7)	21:03 (7)	
	BIERINCKX Vincent	15/B	M	6:22	0:16	8:39	0:15	2:54	18:26 (1)	39:29 (5)	
	ISEBAERT Lisa Lydia M.	15/C	F	7:53	0:20	10:06	0:21	3:38	22:18 (9)	1:01:47 (7)	
	BIERINCKX Vincent	15/D	M	6:33	0:16	8:58	0:14	2:31	18:32 (1)	1:20:19 (5)	
6 MEX - Mexico II										1:20:33	+1:12
	MARTINEZ AVILA Selene	20/A	F	6:44	0:26	9:55	0:21	3:26	20:52 (5)	20:52 (5)	
	NUNEZ GOMEZ Eduardo	20/B	M	6:33	0:18	8:37	0:20	3:14	19:02 (9)	39:54 (7)	
	MARTINEZ AVILA Selene	20/C	F	7:28	0:21	10:06	0:24	3:20	21:39 (5)	1:01:33 (5)	
	NUNEZ GOMEZ Eduardo	20/D	M	6:48	0:17	8:56	0:19	2:40	19:00 (=5)	1:20:33 (6)	
7 COL - Colombia I										1:20:35	+1:14
	CASTILLO Diana	12/A	F	7:09	0:19	9:34	0:23	3:28	20:53 (6)	20:53 (6)	
	MOYA Brian	12/B	M	6:32	0:17	8:39	0:20	3:04	18:52 (5)	39:45 (6)	
	CASTILLO Diana	12/C	F	7:49	0:18	9:57	0:22	3:24	21:50 (6)	1:01:35 (6)	
	MOYA Brian	12/D	M	6:46	0:15	8:59	0:19	2:41	19:00 (=5)	1:20:35 (7)	
8 GER - Germany I										1:21:59	+2:38
	RASSMANN Nelly Maria	4/A	F	7:12	0:20	9:59	0:16	3:36	21:23 (10)	21:23 (10)	
	HOLBACH Fabian	4/B	M	6:39	0:17	8:48	0:14	3:03	19:01 (8)	40:24 (8)	
	RASSMANN Nelly Maria	4/C	F	8:03	0:19	10:00	0:18	3:37	22:17 (8)	1:02:41 (9)	
	HOLBACH Fabian	4/D	M	6:47	0:18	9:16	0:13	2:44	19:18 (10)	1:21:59 (8)	



SUN 17 AUG 2025
Start Time: 8:00

Results

Rank	Team	Race No.	Gender	Run 1	T1	Bike	T2	Run 2	Leg Time	Total Time	Time Diff.	
9 CHN - China I										1:22:18	+2:57	
	LU Ziqing	8/A	F	7:09	0:22	10:01	0:23	3:25	21:20 (8)	21:20 (8)		
	DUAN Zhengyu	8/B	M	6:42	0:19	8:47	0:17	3:00	19:05 (10)	40:25 (9)		
	LU Ziqing	8/C	F	7:55	0:20	10:06	0:24	3:28	22:13 (7)	1:02:38 (8)		
	DUAN Zhengyu	8/D	M	6:51	0:17	9:16	0:20	2:56	19:40 (11)	1:22:18 (9)		
10 SVK - Slovakia I										1:23:05	+3:44	1P
	CORBOVA Nikola	6/A	F	7:31	0:19	9:41	0:25	3:54	21:50 (15)	21:50 (15)		
	KUBO Ondrej	6/B	M	6:45	0:22	8:28	0:21	3:14	19:10 (11)	41:00 (11)		
	CORBOVA Nikola	6/C	F	8:22	0:21	10:05	0:26	3:52	23:06 (13)	1:04:06 (12)		
	KUBO Ondrej	6/D	M	6:49	0:19	8:18	0:20	3:13	18:59 (=3)	1:23:05 (10)		
11 PHI - Philippines I										1:23:54	+4:33	
	MANGROBANG Marion Kim	9/A	F	7:27	0:19	9:47	0:22	3:46	21:41 (14)	21:41 (14)		
	YEE Franklin	9/B	M	6:41	0:17	9:10	0:21	3:08	19:37 (12)	41:18 (13)		
	MANGROBANG Marion Kim	9/C	F	8:06	0:19	10:08	0:23	3:52	22:48 (11)	1:04:06 (13)		
	YEE Franklin	9/D	M	6:49	0:18	9:14	0:25	3:02	19:48 (12)	1:23:54 (11)		
12 JPN - Japan II										1:24:18	+4:57	
	KANKE Narumi	17/A	F	7:32	0:20	9:41	0:22	3:39	21:34 (11)	21:34 (11)		
	ISHIZEKI Reo	17/B	M	6:49	0:18	9:08	0:23	3:04	19:42 (13)	41:16 (12)		
	KANKE Narumi	17/C	F	8:13	0:21	10:07	0:24	3:40	22:45 (10)	1:04:01 (11)		
	ISHIZEKI Reo	17/D	M	7:11	0:18	9:29	0:22	2:57	20:17 (14)	1:24:18 (12)		
13 JPN - Japan I										1:25:24	+6:03	
	FUKUSHIMA Yayoi	7/A	F	7:13	0:20	10:03	0:24	3:38	21:38 (12)	21:38 (12)		
	TANAKA Fumiya	7/B	M	6:45	0:18	9:08	0:23	3:12	19:46 (14)	41:24 (14)		
	FUKUSHIMA Yayoi	7/C	F	7:59	0:22	10:39	0:21	3:37	22:58 (12)	1:04:22 (14)		
	TANAKA Fumiya	7/D	M	7:09	0:20	9:59	0:22	3:12	21:02 (18)	1:25:24 (13)		
14 PHI - Philippines II										1:25:59	+6:38	
	TRUPA Merry Joy	18/A	F	7:24	0:21	9:44	0:16	3:37	21:22 (9)	21:22 (9)		
	CIRON John Patrick	18/B	M	7:00	0:27	9:47	0:15	3:31	21:00 (=18)	42:22 (16)		
	TRUPA Merry Joy	18/C	F	8:12	0:22	10:27	0:17	3:49	23:07 (14)	1:05:29 (15)		
	CIRON John Patrick	18/D	M	7:14	0:17	9:41	0:16	3:02	20:30 (16)	1:25:59 (14)		
15 IRI - Iran II										1:26:52	+7:31	1P
	NASR AZADANI Hadis	16/A	F	7:33	0:20	9:40	0:22	4:04	21:59 (16)	21:59 (16)		
	REZAEI LAYEH Meysam	16/B	M	6:57	0:22	9:00	0:21	3:23	20:03 (15)	42:02 (15)		
	NASR AZADANI Hadis	16/C	F	-	-	-	-	-	24:34 (17)	1:06:36 (16)		
	REZAEI LAYEH Meysam	16/D	M	7:41	0:22	9:02	0:20	2:51	20:16 (13)	1:26:52 (15)		
16 IRI - Iran I										1:28:26	+9:05	1P
	ABEDINI NEZHAD Faezeh Sadat	5/A	F	7:33	0:19	10:25	0:22	3:56	22:35 (17)	22:35 (17)		
	KIANI FALAVARJANI Abbas	5/B	M	6:36	0:28	10:12	0:31	3:02	20:49 (17)	43:24 (17)		
	ABEDINI NEZHAD Faezeh Sadat	5/C	F	8:42	0:20	11:11	0:22	3:53	24:28 (16)	1:07:52 (17)		
	KIANI FALAVARJANI Abbas	5/D	M	6:51	0:20	10:10	0:30	2:43	20:34 (17)	1:28:26 (16)		


SUN 17 AUG 2025
 Start Time: 8:00

Results


Rank	Team	Race No.	Gender	Run 1	T1	Bike	T2	Run 2	Leg Time	Total Time	Time Diff.
BEL - Belgium III										1:22:48	
	HILLER Eleonore	21/A	F	7:34	0:22	9:36	0:22	3:44	21:38 (13)	21:38 (13)	
	de SMET Thibaut	21/B	M	6:37	0:17	8:36	0:18	3:11	18:59 (7)	40:37 (10)	
	HILLER Eleonore	21/C	F	8:44	0:24	10:05	0:20	3:47	23:20 (15)	1:03:57 (10)	
	de SMET Thibaut	21/D	M	6:58	0:20	8:18	0:20	2:55	18:51 (2)		
IRI - Iran III										1:33:00	
	TAYYAREH KHAJOU EI Shokouh	22/A	F	7:57	0:22	11:54	0:28	3:59	24:40 (18)	24:40 (18)	
	HOSSEINI Seyedjavad	22/B	M	6:51	0:18	9:59	0:25	3:27	21:00 (=18)	45:40 (18)	
	TAYYAREH KHAJOU EI Shokouh	22/C	F	9:09	0:22	12:01	0:32	4:04	26:08 (18)	1:11:48 (18)	
	HOSSEINI Seyedjavad	22/D	M	7:07	0:20	10:07	0:25	3:13	21:12 (19)		
PHI - Philippines III										1:33:26	1P
	QUIAMB AO Bea Marie	24/A	F	8:30	0:22	11:42	0:22	4:11	25:07 (19)	25:07 (19)	
	PECSON Maynard	24/B	M	7:06	0:17	9:30	0:28	3:18	20:39 (16)	45:46 (19)	
	QUIAMB AO Bea Marie	24/C	F	10:07	0:21	11:55	0:23	4:35	27:21 (19)	1:13:07 (19)	
	PECSON Maynard	24/D	M	7:10	0:20	9:24	0:28	2:57	20:19 (15)		

Participants						
NOCs	Finished	LAP	DNF	DSQ	DNS	DQB
19	16	0	3	0	0	0

Technical Delegates:	TAN Melody (MAS)	Competition Jury:	TAN Melody (MAS) FERNANDEZ ARIMANY Antonio Jesus (ESP) NINGNING Huai (CHN)
Head Referees:	MO Sze Yuen (HKG)	Medical Delegate:	XIAOLI Wang (CHN)

Legend:			
-	Information not available	=	Equal sign indicates that two or more athletes share the same secondary rank
Diff.	Difference	DNF	Did Not Finish
DSQ	Disqualified	F	Female
No.	Number	T	Transition
		DNS	Did Not Start
		LAP	Lapped
		xP	x 10 second Penalty
		DQB	Disqualified for unsportsmanlike behaviour
		M	Male

2 teams per nations are ranked in the results. Teams #21 BEL III, #22 IRI III and #24 PHI III are listed as not classified.
IRI - Iran II (NASR AZADANI Hadis) Leg C compete without transponders



SUN 17 AUG 2025
Start Time: 8:00

Race Analysis (Relay)

Rk	Race Number	Team	Gen.	Run 1	T1	Bike	T2	Run 2	Leg Time	Total Time	Time Diff.
1 ESP-Spain I										1:19:21	
	2/A	VARO ZUBIRI Maria	F	6:43	0:19	9:41	0:18	3:18	20:19 (2)	20:19 (2)	
				Lap 1		2:54					
				Lap 2		3:49					
	2/B	MARTIN MORALES Javier	M	6:21	0:16	9:00	0:21	2:51	18:49 (4)	39:08 (2)	
				Lap 1		2:51					
				Lap 2		3:30					
	2/C	VARO ZUBIRI Maria	F	7:18	0:17	10:07	0:20	3:12	21:14 (3)	1:00:22 (3)	
				Lap 1		3:20					
				Lap 2		3:58					
	2/D	MARTIN MORALES Javier	M	6:39	0:16	9:18	0:18	2:28	18:59 (=3)	1:19:21 (1)	
				Lap 1		3:03					
				Lap 2		3:36					
2 NED-Netherlands I										1:19:24	+0:03
	10/A	KOOTSTRA Aline	F	6:45	0:18	9:40	0:15	3:16	20:14 (1)	20:14 (1)	
				Lap 1		2:54					
				Lap 2		3:51					
	10/B	van WERSCH Valentin	M	6:25	0:16	9:03	0:17	2:54	18:55 (6)	39:09 (3)	
				Lap 1		2:56					
				Lap 2		3:29					
	10/C	KOOTSTRA Aline	F	7:19	0:17	10:06	0:15	3:16	21:13 (2)	1:00:22 (4)	
				Lap 1		3:20					
				Lap 2		3:59					
	10/D	van WERSCH Valentin	M	6:38	0:17	9:21	0:15	2:31	19:02 (7)	1:19:24 (2)	
				Lap 1		3:03					
				Lap 2		3:35					
3 BEL-Belgium I										1:19:24	+0:03
	3/A	DUPONT Jeanne	F	6:44	0:20	9:40	0:22	3:13	20:19 (3)	20:19 (3)	
				Lap 1		2:54					
				Lap 2		3:50					
	3/B	DELY Arnaud	M	6:20	0:18	8:59	0:21	2:49	18:47 (2)	39:06 (1)	
				Lap 1		2:52					
				Lap 2		3:28					
	3/C	DUPONT Jeanne	F	7:21	0:17	10:08	0:20	3:09	21:15 (4)	1:00:21 (2)	
				Lap 1		3:22					
				Lap 2		3:59					
	3/D	DELY Arnaud	M	6:39	0:18	9:19	0:21	2:26	19:03 (8)	1:19:24 (3)	
				Lap 1		3:04					
				Lap 2		3:35					
4 MEX-Mexico I										1:19:25	+0:04
	14/A	ALVAREZ CORRAL Anahi	F	6:43	0:19	9:42	0:26	3:12	20:22 (4)	20:22 (4)	
				Lap 1		2:54					
				Lap 2		3:49					
	14/B	NUNEZ GOMEZ David	M	6:18	0:17	9:02	0:20	2:51	18:48 (3)	39:10 (4)	
				Lap 1		2:49					
				Lap 2		3:29					
	14/C	ALVAREZ CORRAL Anahi	F	7:16	0:18	10:08	0:20	3:09	21:11 (1)	1:00:21 (1)	
				Lap 1		3:18					
				Lap 2		3:58					
	14/D	NUNEZ GOMEZ David	M	6:40	0:15	9:21	0:20	2:28	19:04 (9)	1:19:25 (4)	
				Lap 1		3:04					
				Lap 2		3:36					



SUN 17 AUG 2025
Start Time: 8:00

Race Analysis (Relay)

Rk	Race Number	Team	Gen.	Run 1	T1	Bike	T2	Run 2	Leg Time	Total Time	Time Diff.
5 BEL-Belgium II										1:20:19	+0:58
	15/A	ISEBAERT Lisa Lydia M.	F	6:51	0:26	9:45	0:21	3:40	21:03 (7)	21:03 (7)	
				Lap 1		2:54					
				Lap 2		3:57					
	15/B	BIERINCKX Vincent	M	6:22	0:16	8:39	0:15	2:54	18:26 (1)	39:29 (5)	
				Lap 1		2:56					
				Lap 2		3:26					
	15/C	ISEBAERT Lisa Lydia M.	F	7:53	0:20	10:06	0:21	3:38	22:18 (9)	1:01:47 (7)	
				Lap 1		3:33					
				Lap 2		4:20					
	15/D	BIERINCKX Vincent	M	6:33	0:16	8:58	0:14	2:31	18:32 (1)	1:20:19 (5)	
				Lap 1		3:01					
				Lap 2		3:32					
6 MEX-Mexico II										1:20:33	+1:12
	20/A	MARTINEZ AVILA Selene	F	6:44	0:26	9:55	0:21	3:26	20:52 (5)	20:52 (5)	
				Lap 1		2:54					
				Lap 2		3:50					
	20/B	NUNEZ GOMEZ Eduardo	M	6:33	0:18	8:37	0:20	3:14	19:02 (9)	39:54 (7)	
				Lap 1		2:56					
				Lap 2		3:37					
	20/C	MARTINEZ AVILA Selene	F	7:28	0:21	10:06	0:24	3:20	21:39 (5)	1:01:33 (5)	
				Lap 1		3:20					
				Lap 2		4:08					
	20/D	NUNEZ GOMEZ Eduardo	M	6:48	0:17	8:56	0:19	2:40	19:00 (=5)	1:20:33 (6)	
				Lap 1		3:05					
				Lap 2		3:43					
7 COL-Colombia I										1:20:35	+1:14
	12/A	CASTILLO Diana	F	7:09	0:19	9:34	0:23	3:28	20:53 (6)	20:53 (6)	
				Lap 1		2:58					
				Lap 2		4:11					
	12/B	MOYA Brian	M	6:32	0:17	8:39	0:20	3:04	18:52 (5)	39:45 (6)	
				Lap 1		2:55					
				Lap 2		3:37					
	12/C	CASTILLO Diana	F	7:49	0:18	9:57	0:22	3:24	21:50 (6)	1:01:35 (6)	
				Lap 1		3:30					
				Lap 2		4:19					
	12/D	MOYA Brian	M	6:46	0:15	8:59	0:19	2:41	19:00 (=5)	1:20:35 (7)	
				Lap 1		3:03					
				Lap 2		3:43					
8 GER-Germany I										1:21:59	+2:38
	4/A	RASSMANN Nelly Maria	F	7:12	0:20	9:59	0:16	3:36	21:23 (10)	21:23 (10)	
				Lap 1		3:00					
				Lap 2		4:12					
	4/B	HOLBACH Fabian	M	6:39	0:17	8:48	0:14	3:03	19:01 (8)	40:24 (8)	
				Lap 1		2:58					
				Lap 2		3:41					
	4/C	RASSMANN Nelly Maria	F	8:03	0:19	10:00	0:18	3:37	22:17 (8)	1:02:41 (9)	
				Lap 1		3:37					
				Lap 2		4:26					
	4/D	HOLBACH Fabian	M	6:47	0:18	9:16	0:13	2:44	19:18 (10)	1:21:59 (8)	
				Lap 1		3:05					
				Lap 2		3:42					



SUN 17 AUG 2025
Start Time: 8:00

Race Analysis (Relay)


Rk	Race Number	Team	Gen.	Run 1	T1	Bike	T2	Run 2	Leg Time	Total Time	Time Diff.
9	CHN-China I									1:22:18	+2:57
	8/A	LU Ziqing	F	7:09	0:22	10:01	0:23	3:25	21:20 (8)	21:20 (8)	
				Lap 1	3:01	10:01					
				Lap 2	4:08						
	8/B	DUAN Zhengyu	M	6:42	0:19	8:47	0:17	3:00	19:05 (10)	40:25 (9)	
				Lap 1	3:06	8:47					
				Lap 2	3:36						
	8/C	LU Ziqing	F	7:55	0:20	10:06	0:24	3:28	22:13 (7)	1:02:38 (8)	
				Lap 1	3:32	10:06					
				Lap 2	4:23						
	8/D	DUAN Zhengyu	M	6:51	0:17	9:16	0:20	2:56	19:40 (11)	1:22:18 (9)	
				Lap 1	3:10	9:16					
				Lap 2	3:41						
10	SVK-Slovakia I									1:23:05	+3:44
	6/A	CORBOVA Nikola	F	7:31	0:19	9:41	0:25	3:54	21:50 (15)	21:50 (15)	
				Lap 1	3:06	9:41					
				Lap 2	4:25						
	6/B	KUBO Ondrej	M	6:45	0:22	8:28	0:21	3:14	19:10 (11)	41:00 (11)	
				Lap 1	3:04	8:28					
				Lap 2	3:41						
	6/C	CORBOVA Nikola	F	8:22	0:21	10:05	0:26	3:52	23:06 (13)	1:04:06 (12)	
				Lap 1	3:46	10:05					
				Lap 2	4:36						
	6/D	KUBO Ondrej	M	6:49	0:19	8:18	0:20	3:13	18:59 (=3)	1:23:05 (10)	
				Lap 1	3:06	8:18					
				Lap 2	3:43						
11	PHI-Philippines I									1:23:54	+4:33
	9/A	MANGROBANG Marion Kim	F	7:27	0:19	9:47	0:22	3:46	21:41 (14)	21:41 (14)	
				Lap 1	3:04	9:47					
				Lap 2	4:23						
	9/B	YEE Franklin	M	6:41	0:17	9:10	0:21	3:08	19:37 (12)	41:18 (13)	
				Lap 1	2:58	9:10					
				Lap 2	3:43						
	9/C	MANGROBANG Marion Kim	F	8:06	0:19	10:08	0:23	3:52	22:48 (11)	1:04:06 (13)	
				Lap 1	3:44	10:08					
				Lap 2	4:22						
	9/D	YEE Franklin	M	6:49	0:18	9:14	0:25	3:02	19:48 (12)	1:23:54 (11)	
				Lap 1	3:07	9:14					
				Lap 2	3:42						
12	JPN-Japan II									1:24:18	+4:57
	17/A	KANKE Narumi	F	7:32	0:20	9:41	0:22	3:39	21:34 (11)	21:34 (11)	
				Lap 1	3:08	9:41					
				Lap 2	4:24						
	17/B	ISHIZEKI Reo	M	6:49	0:18	9:08	0:23	3:04	19:42 (13)	41:16 (12)	
				Lap 1	3:05	9:08					
				Lap 2	3:44						
	17/C	KANKE Narumi	F	8:13	0:21	10:07	0:24	3:40	22:45 (10)	1:04:01 (11)	
				Lap 1	3:46	10:07					
				Lap 2	4:27						
	17/D	ISHIZEKI Reo	M	7:11	0:18	9:29	0:22	2:57	20:17 (14)	1:24:18 (12)	
				Lap 1	3:15	9:29					
				Lap 2	3:56						



SUN 17 AUG 2025
Start Time: 8:00

Race Analysis (Relay)

Rk	Race Number	Team	Gen.	Run 1	T1	Bike	T2	Run 2	Leg Time	Total Time	Time Diff.	
13 JPN-Japan I										1:25:24	+6:03	
	7/A	FUKUSHIMA Yayoi	F	7:13	0:20	10:03	0:24	3:38	21:38 (12)	21:38 (12)		
				Lap 1	2:59	10:03						
				Lap 2	4:14							
	7/B	TANAKA Fumiya	M	6:45	0:18	9:08	0:23	3:12	19:46 (14)	41:24 (14)		
				Lap 1	3:01	9:08						
				Lap 2	3:44							
	7/C	FUKUSHIMA Yayoi	F	7:59	0:22	10:39	0:21	3:37	22:58 (12)	1:04:22 (14)		
				Lap 1	3:38	10:39						
				Lap 2	4:21							
	7/D	TANAKA Fumiya	M	7:09	0:20	9:59	0:22	3:12	21:02 (18)	1:25:24 (13)		
				Lap 1	3:13	9:59						
				Lap 2	3:56							
14 PHI-Philippines II										1:25:59	+6:38	
	18/A	TRUPA Merry Joy	F	7:24	0:21	9:44	0:16	3:37	21:22 (9)	21:22 (9)		
				Lap 1	2:59	9:44						
				Lap 2	4:25							
	18/B	CIRON John Patrick	M	7:00	0:27	9:47	0:15	3:31	21:00 (=18)	42:22 (16)		
				Lap 1	3:04	9:47						
				Lap 2	3:56							
	18/C	TRUPA Merry Joy	F	8:12	0:22	10:27	0:17	3:49	23:07 (14)	1:05:29 (15)		
				Lap 1	3:36	10:27						
				Lap 2	4:36							
	18/D	CIRON John Patrick	M	7:14	0:17	9:41	0:16	3:02	20:30 (16)	1:25:59 (14)		
				Lap 1	3:14	9:41						
				Lap 2	4:00							
15 IRI-Iran II										1:26:52	+7:31	1P
	16/A	NASR AZADANI Hadis	F	7:33	0:20	9:40	0:22	4:04	21:59 (16)	21:59 (16)		
				Lap 1	3:10	9:40						
				Lap 2	4:23							
	16/B	REZAEI LAYEH Meysam	M	6:57	0:22	9:00	0:21	3:23	20:03 (15)	42:02 (15)		
				Lap 1	3:08	9:00						
				Lap 2	3:49							
	16/C	NASR AZADANI Hadis	F	-	-	-	-	24:34 (17)	1:06:36 (16)			
				Lap 1	-	-						
				Lap 2	-							
	16/D	REZAEI LAYEH Meysam	M	7:41	0:22	9:02	0:20	2:51	20:16 (13)	1:26:52 (15)		
				Lap 1	3:41	9:02						
				Lap 2	4:00							
16 IRI-Iran I										1:28:26	+9:05	1P
	5/A	ABEDINI NEZHAD Faezeh Sadat	F	7:33	0:19	10:25	0:22	3:56	22:35 (17)	22:35 (17)		
				Lap 1	3:08	10:25						
				Lap 2	4:25							
	5/B	KIANI FALAVARJANI Abbas	M	6:36	0:28	10:12	0:31	3:02	20:49 (17)	43:24 (17)		
				Lap 1	2:59	10:12						
				Lap 2	3:37							
	5/C	ABEDINI NEZHAD Faezeh Sadat	F	8:42	0:20	11:11	0:22	3:53	24:28 (16)	1:07:52 (17)		
				Lap 1	3:51	11:11						
				Lap 2	4:51							
	5/D	KIANI FALAVARJANI Abbas	M	6:51	0:20	10:10	0:30	2:43	20:34 (17)	1:28:26 (16)		
				Lap 1	3:12	10:10						
				Lap 2	3:39							


SUN 17 AUG 2025
 Start Time: 8:00

Race Analysis (Relay)

Rk	Race Number	Team	Gen.	Run 1	T1	Bike	T2	Run 2	Leg Time	Total Time	Time Diff.
BEL-Belgium III										1:22:48	
	21/A	HILLER Eleonore	F	7:34	0:22	9:36	0:22	3:44	21:38 (13)	21:38 (13)	
				Lap 1	3:13	9:36					
				Lap 2	4:21						
	21/B	de SMET Thibaut	M	6:37	0:17	8:36	0:18	3:11	18:59 (7)	40:37 (10)	
				Lap 1	2:59	8:36					
				Lap 2	3:38						
	21/C	HILLER Eleonore	F	8:44	0:24	10:05	0:20	3:47	23:20 (15)	1:03:57 (10)	
				Lap 1	4:01	10:05					
				Lap 2	4:43						
	21/D	de SMET Thibaut	M	6:58	0:20	8:18	0:20	2:55	18:51 (2)		
				Lap 1	3:08	8:18					
				Lap 2	3:50						
IRI-Iran III										1:33:00	
	22/A	TAYYAREH KHAJOU EI Shokouh	F	7:57	0:22	11:54	0:28	3:59	24:40 (18)	24:40 (18)	
				Lap 1	3:16	11:54					
				Lap 2	4:41						
	22/B	HOSSEINI Seyedjavad	M	6:51	0:18	9:59	0:25	3:27	21:00 (=18)	45:40 (18)	
				Lap 1	3:02	9:59					
				Lap 2	3:49						
	22/C	TAYYAREH KHAJOU EI Shokouh	F	9:09	0:22	12:01	0:32	4:04	26:08 (18)	1:11:48 (18)	
				Lap 1	4:10	12:01					
				Lap 2	4:59						
	22/D	HOSSEINI Seyedjavad	M	7:07	0:20	10:07	0:25	3:13	21:12 (19)		
				Lap 1	3:12	10:07					
				Lap 2	3:55						
PHI-Philippines III										1:33:26	1P
	24/A	QUIAMB AO Bea Marie	F	8:30	0:22	11:42	0:22	4:11	25:07 (19)	25:07 (19)	
				Lap 1	3:33	11:42					
				Lap 2	4:57						
	24/B	PECSON Maynard	M	7:06	0:17	9:30	0:28	3:18	20:39 (16)	45:46 (19)	
				Lap 1	3:13	9:30					
				Lap 2	3:53						
	24/C	QUIAMB AO Bea Marie	F	10:07	0:21	11:55	0:23	4:35	27:21 (19)	1:13:07 (19)	
				Lap 1	4:40	11:55					
				Lap 2	5:27						
	24/D	PECSON Maynard	M	7:10	0:20	9:24	0:28	2:57	20:19 (15)		
				Lap 1	3:14	9:24					
				Lap 2	3:56						

Participants						
NOCs	Finished	LAP	DNF	DSQ	DNS	DQB
19	16	0	3	0	0	0

Legend:	-	Information not available	=	Equal sign indicates that two or more athletes share the same secondary rank	DNF	Did Not Finish	DNS	Did Not Start	DQB	Disqualified for unsportsmanlike behaviour	
Diff.	Difference	DSQ	Disqualified	F	Female	Gen.	Gender	LAP	Lapped	xP	x 10 second Penalty
M	Male	Rk	Rank	T	Transition						

2 teams per nations are ranked in the results. Teams #21 BEL III, #22 IRI III and #24 PHI III are listed as not classified.
IRI - Iran II (NASR AZADANI Hadis) Leg C compete without transponders



Medallists (Relay)

Medal	NOC	Name	Gender
GOLD	ESP - Spain I	VARO ZUBIRI Maria MARTIN MORALES Javier	Female Male
SILVER	NED - Netherlands I	KOOTSTRA Aline van WERSCH Valentin	Female Male
BRONZE	BEL - Belgium I	DUPONT Jeanne DELY Arnaud	Female Male