



RESULTS BOOK

RESULTS BOOK

TABLE OF CONTENTS



	The World Games 2025	1
1	Table of Contents	2
2	Acrobatic Gymnastics	4
3	Aerobic Gymnastics	69
4	Archery	118
5	Beach Handball	415
6	Beach Korfball	701
7	Billiards	779
8	Boules Sports	987
9	Breaking	1068
10	Canoe Marathon	1178
11	Canoe Polo	1227
12	Cheerleading	1384
13	DanceSport	1402
14	Disc Golf	1491
15	Dragon Boat	1605
16	Drone Sports	1725
17	Duathlon	1795
18	Finswimming	1853
19	Fistball	1958
20	Flag Football	2085
21	Floorball	2184
22	Freediving	2334
23	Inline Freestyle Skating	2436
24	Inline Hockey	2482
25	Inline Speed Skating Road	2555
26	Inline Speed Skating Track	2631
27	Ju-Jitsu	2725
28	Karate	3033
29	Kickboxing	3335
30	Korfball	3509
31	Lacrosse	3581
32	Life Saving	3649
33	Muaythai	3753
34	Orienteering	3844
35	Parkour	3899
36	Powerboating	3943

RESULTS BOOK

TABLE OF CONTENTS

37	Powerlifting	4004
38	Racquetball	4100
39	Sambo	4185
40	Softball	4354
41	Sport Climbing	4531
42	Squash	4599
43	Trampoline Gymnastics	4764
44	Tug of War	4854
45	Ultimate Flying Disc	4960
46	Waterski & Wakeboard	5032
47	Wushu	5175



ACROBATIC GYMNASTICS

RESULTS BOOK

TABLE OF CONTENTS




2	Acrobatic Gymnastics	3
2.1	Table of Contents	4
2.2	Competition Schedule	8
2.3	Number of Entries by NOC	9
2.4	Entry List by NOC	10
2.5	Medallists by Event	13
2.6	Medal Standings	14
2.7	Men's Pairs	15
2.7.1	Results Summary	16
2.7.2	Medallists	17
2.7.3	Final	18
2.7.3.1	Start List	18
2.7.3.2	Judges Assignments	19
2.7.3.3	Results	20
2.7.4	Qualification	21
2.7.4.1	Results	21
2.7.4.2	Dynamic Exercise	22
2.7.4.2.1	Start List	22
2.7.4.2.2	Judges Assignments	23
2.7.4.3	Balance Exercise	24
2.7.4.3.1	Start List	24
2.7.4.3.2	Judges Assignments	25
2.8	Men's Groups	26
2.8.1	Results Summary	27
2.8.2	Medallists	28
2.8.3	Final	29
2.8.3.1	Start List	29
2.8.3.2	Judges Assignments	30
2.8.3.3	Results	31
2.8.4	Qualification	32
2.8.4.1	Results	32
2.8.4.2	Dynamic Exercise	33
2.8.4.2.1	Start List	33
2.8.4.2.2	Judges Assignments	34
2.8.4.3	Balance Exercise	35
2.8.4.3.1	Start List	35
2.8.4.3.2	Judges Assignments	36
2.9	Women's Pairs	37

RESULTS BOOK

TABLE OF CONTENTS


2.9.1	Results Summary	38
2.9.2	Medallists	39
2.9.3	Final	40
2.9.3.1	Start List	40
2.9.3.2	Judges Assignments	41
2.9.3.3	Results	42
2.9.4	Qualification	43
2.9.4.1	Results	43
2.9.4.2	Balance Exercise	44
2.9.4.2.1	Start List	44
2.9.4.2.2	Judges Assignments	45
2.9.4.3	Dynamic Exercise	46
2.9.4.3.1	Start List	46
2.9.4.3.2	Judges Assignments	47
2.10	Women's Groups	48
2.10.1	Results Summary	49
2.10.2	Medallists	50
2.10.3	Final	51
2.10.3.1	Start List	51
2.10.3.2	Judges Assignments	52
2.10.3.3	Results	53
2.10.4	Qualification	54
2.10.4.1	Results	54
2.10.4.2	Balance Exercise	55
2.10.4.2.1	Start List	55
2.10.4.2.2	Judges Assignments	56
2.10.4.3	Dynamic Exercise	57
2.10.4.3.1	Start List	57
2.10.4.3.2	Judges Assignments	58
2.11	Mixed Pairs	59
2.11.1	Results Summary	60
2.11.2	Medallists	61
2.11.3	Final	62
2.11.3.1	Start List	62
2.11.3.2	Judges Assignments	63
2.11.3.3	Results	64
2.11.4	Qualification	65
2.11.4.1	Results	65
2.11.4.2	Dynamic Exercise	66
2.11.4.2.1	Start List	66
2.11.4.2.2	Judges Assignments	67
2.11.4.3	Balance Exercise	68
2.11.4.3.1	Start List	68
2.11.4.3.2	Judges Assignments	69



Competition Schedule

As of 7 AUG 2025


Date	Start Time	Event	Details
FRI 8 AUG	15:30	Women's Pairs	Qualification Balance Exercise
	16:00	Mixed Pairs	Qualification Dynamic Exercise
	16:45	Women's Pairs	Qualification Dynamic Exercise
	17:25	Mixed Pairs	Qualification Balance Exercise
	20:35	Women's Pairs	Final Exercise
	21:15	Mixed Pairs	Final Exercise
SAT 9 AUG	14:00	Women's Groups	Qualification Balance Exercise
	14:30	Men's Pairs	Qualification Dynamic Exercise
	15:40	Women's Groups	Qualification Dynamic Exercise
	16:07	Men's Pairs	Qualification Balance Exercise
	20:15	Women's Groups	Final Exercise
	21:40	Men's Pairs	Final Exercise
SUN 10 AUG	14:00	Men's Groups	Qualification Dynamic Exercise
	16:50	Men's Groups	Qualification Balance Exercise
	19:00	Men's Groups	Final Exercise



Number of Entries by NOC

As of 7 AUG 2025


NOC	Number of Gymnasts		
	Men	Women	Total
AUS - Australia		2	2
AZE - Azerbaijan	7	1	8
BEL - Belgium		2	2
BUL - Bulgaria	3	1	4
CHN - People's Republic of China	4	3	7
ESP - Spain	2		2
FIN - Finland		3	3
GBR - Great Britain	4		4
GER - Germany	4	3	7
ISR - Israel	5	6	11
KAZ - Kazakhstan	3	1	4
POR - Portugal	3	3	6
UKR - Ukraine	7	6	13
USA - United States of America		5	5
Total: 14	42	36	78



Entry List by NOC

As of 7 AUG 2025


NOC	Name	Gender	FIG License Number	Event Code	Date of Birth
AUS - Australia					
	DIMACALI Layla	F	63281	WP	1 JUL 2009
	PRAMPERO Brooke	F	63255	WP	18 DEC 2001
AZE - Azerbaijan					
	ABBASOV Daniel	M	41529	MP	11 FEB 2006
	AGHAYEV Sabir	M	51218	MxP	1 JUN 2002
	ALIYEVA Milana	F	51219	MxP	2 JUL 2008
	AL-MASHAYKHI Abdulla	M	35008	MG	26 SEP 1998
	JAFAROV Seymur	M	22836	MG	12 JUN 1997
	RAFIYEV Murad	M	41531	MP	17 JAN 2002
	SAFAROV Riad	M	60018	MG	30 JUL 2006
	SEYIDLI Rasul	M	54599	MG	27 JUL 2007
BEL - Belgium					
	BOUHOUCHE Maysae	F	58211	WP	30 JUL 2009
	MACHARIS Silke	F	51794	WP	18 JAN 2004
BUL - Bulgaria					
	DIMITROV Panayot	M	41773	MP	25 JUN 2000
	KIROVA Ralitsa	F	60314	MxP	24 APR 2009
	STOYANOV Georgi	M	52575	MP	19 SEP 2008
	YANEV Plamen	M	60312	MxP	15 JUL 2005
CHN - People's Republic of China					
	DING Wenyan	F	58986	WG	1 FEB 2003
	GU Qianjia	F	58985	WG	28 AUG 2008
	MA Xuefeng	M	47239	MG	14 MAY 1998
	MA Yixing	F	58984	WG	5 APR 2002
	SHI Jingwei	M	47240	MG	19 NOV 2002
	SHI Junjie	M	58983	MG	5 DEC 1999
	ZHANG Minghe	M	47241	MG	7 JAN 2004
ESP - Spain					
	MOLINA Juan Daniel	M	54632	MP	22 OCT 2007
	MORENO Jose	M	41360	MP	8 OCT 1999
FIN - Finland					
	KIVISTOE Anna	F	42073	WG	10 JUN 2002
	NUPPOLA Netta	F	59531	WG	26 JUN 2006
	TATTI Maisa	F	53151	WG	20 SEP 2007



Entry List by NOC

As of 7 AUG 2025

NOC	Name	Gender	FIG License Number	Event Code	Date of Birth
GBR - Great Britain					
	ALEXANDER Louis	M	43609	MG	1 JUL 2005
	BOOTH Rex	M	43657	MG	21 OCT 2005
	DITCHEBURN Samuel	M	51625	MG	31 JUL 2006
	TURNER Freddie	M	54711	MG	20 DEC 2004
GER - Germany					
	BENKE Andreas	M	54296	MG	20 MAY 2007
	BORCK Aaron	M	48932	MG	25 JUL 2004
	DRESSLER Pascale	M	52328	MG	25 MAY 2004
	ENGLER Tara	F	52274	WG	30 DEC 2010
	FRANKENSTEIN Carl	M	47274	MG	22 JUN 2004
	GAZSI Tia	F	52327	WG	13 MAY 2005
	JESSE Anna	F	54297	WG	1 JUN 2003
ISR - Israel					
	ABRAHAM Or	M	48459	MG	28 APR 2008
	ALEINIK Nikol	F	41419	WG	10 JUL 2002
	AMIHAI Rotem	M	49262	MG	30 MAR 2003
	BAR NOY Lia	F	54548	WG	19 NOV 2009
	BORODIN Lior	M	48515	MG	30 AUG 2001
	COHEN Rony	F	52521	WP	21 APR 2003
	FRIDMAN Yonatan	M	41420	MxP	14 MAR 2003
	OFFIR Tomer	M	40830	MG	20 NOV 2000
	REFAELI Amy	F	48455	MxP	7 JAN 2008
	STRATIEVSKY Michal	F	44395	WG	29 AUG 2003
	VELNER Maya	F	51192	WP	15 JUN 2008
KAZ - Kazakhstan					
	DIL Daniyel	M	28777	MP	26 NOV 1996
	KOTOVA Alissa	F	56364	MxP	2 MAY 2009
	MATSYMOKHA Illarion	M	56268	MxP	15 SEP 2004
	SHULYAR Vadim	M	28786	MP	8 SEP 2000
POR - Portugal					
	CARNEIRO Beatriz	F	33819	WP	24 JAN 2001
	FARIA Ines	F	52726	WP	25 JAN 2006
	FERNANDES Lara	F	52618	MxP	23 AUG 2009
	HENRIQUES Guilherme	M	59965	MxP	5 JUN 2006
	LOPES Miguel	M	52671	MP	3 NOV 2003
	PARREIRA Goncalo	M	52672	MP	25 NOV 2008



Entry List by NOC

As of 7 AUG 2025

NOC	Name	Gender	FIG License Number	Event Code	Date of Birth
UKR - Ukraine					
	CHERNIAVSKA Anhelina	F	53315	WP	19 JUL 2005
	DAVYDENKO Sofronii	M	47707	MP	11 MAR 2008
	HORLACH Ivan	M	47708	MP	6 MAR 2003
	KOZACHANSKA Elina	F	53336	WG	25 SEP 2003
	KRYVYTSKA Yevfrosyniia	F	54363	MxP	3 FEB 2009
	KUKURUDZ Stanislav	M	22079	MG	10 MAR 1998
	LABUNETS Ivan	M	50874	MxP	10 JUN 2004
	OSTROVSKA Karina	F	53335	WG	11 DEC 2008
	PUHACH Alina	F	53341	WG	6 JUN 2004
	PUSH Yurii	M	22076	MG	23 JUL 1997
	SAVKA Yurii	M	43477	MG	15 JUL 2004
	VECHERUK Ruzanna	F	53314	WP	10 NOV 2009
	YARUSH Taras	M	22077	MG	4 JAN 1995
USA - United States of America					
	BORCHERDING Katherine	F	43579	WP	4 NOV 2002
	CALDWELL Caylei	F	63371	WG	28 JUL 2004
	GREEN Olivia	F	52460	WG	10 MAR 2008
	GREENBERG Rebecca	F	63383	WG	13 JUN 2007
	LISSENKOVA Maya	F	57406	WP	13 APR 2010

Legend:

F Female
MG Men's Group


M Male
WG Women's Group

MxP Mixed Pair

MP Men's Pair

WP Women's Pair


Timing and Results provided by Tissot



Medallists by Event

As of 10 AUG 2025 at 19:25
AFTER 5 OF 5 EVENTS

Event	Date	Medal	Name	NOC Code
Women's Pairs	FRI 8 AUG	GOLD	BOUHOUCHE Maysae MACHARIS Silke	BEL
		SILVER	CHERNIAVSKA Anhelina VECHERUK Ruzanna	UKR
		BRONZE	CARNEIRO Beatriz FARIA Ines	POR
Mixed Pairs	FRI 8 AUG	GOLD	KRYVYTSKA Yevfrosyniia LABUNETS Ivan	UKR
		SILVER	FERNANDES Lara HENRIQUES Guilherme	POR
		BRONZE	FRIDMAN Yonatan REFAELI Amy	ISR
Women's Groups	SAT 9 AUG	GOLD	DING Wenyan GU Quanjia MA Yixing	CHN
		SILVER	CALDWELL Caylei GREEN Olivia GREENBERG Rebecca	USA
		BRONZE	ALEINIK Nikol BAR NOY Lia STRATIEVSKY Michal	ISR
Men's Pairs	SAT 9 AUG	GOLD	MOLINA Juan Daniel MORENO Jose	ESP
		SILVER	ABBASOV Daniel RAFIYEV Murad	AZE
		BRONZE	LOPES Miguel PARREIRA Goncalo	POR
Men's Groups	SUN 10 AUG	GOLD	ABRAHAM Or AMIHAI Rotem BORODIN Lior OFFIR Tomer	ISR
		SILVER	KUKURUDZ Stanislav PUSH Yurii SAVKA Yurii YARUSH Taras	UKR
		BRONZE	ALEXANDER Louis BOOTH Rex DITCHBURN Samuel TURNER Freddie	GBR



Medal Standings

As of 10 AUG 2025 at 19:25
AFTER 5 OF 5 EVENTS

Rank	NOC	Men				Women				Mixed				Total				Rank by Total
		G	S	B	Tot	G	S	B	Tot	G	S	B	Tot	G	S	B	Tot	
1	UKR - Ukraine		1		1		1		1	1			1	1	2		3	=1
2	ISR - Israel	1			1			1	1			1	1	1		2	3	=1
3	ESP - Spain	1			1									1			1	=4
3	CHN - People's Republic of China					1			1					1			1	=4
3	BEL - Belgium					1			1					1			1	=4
6	POR - Portugal			1	1			1	1		1		1		1	2	3	=1
7	AZE - Azerbaijan		1		1										1		1	=4
7	USA - United States of America						1		1						1		1	=4
9	GBR - Great Britain			1	1											1	1	=4
Total		2	2	2	6	2	2	2	6	1	1	1	3	5	5	5	15	

Legend:


= Equal sign indicates that two or more NOCs share the same rank by total **B** Bronze **G** Gold **S** Silver **Tot** Total

Timing and Results provided by Tissot




ACROBATIC GYMNASTICS

Men's Pairs




Results Summary

Rank	Name	NOC Code	Score
Final Exercise			
1	Spain	ESP	28.820
2	Azerbaijan	AZE	28.730
3	Portugal	POR	28.550
4	Kazakhstan	KAZ	27.760
Qualification			
5	Bulgaria	BUL	55.030
6	Ukraine	UKR	51.240



Medallists

Medal	NOC	Names
GOLD	ESP - Spain	MOLINA Juan Daniel MORENO Jose
SILVER	AZE - Azerbaijan	ABBASOV Daniel RAFIYEV Murad
BRONZE	POR - Portugal	LOPES Miguel PARREIRA Goncalo




SAT 9 AUG 2025
Start Time 21:40

Start List

Start Order	NOC	NOC Code	Name
1	Spain	ESP	MOLINA Juan Daniel MORENO Jose
2	Azerbaijan	AZE	ABBASOV Daniel RAFIYEV Murad
3	Kazakhstan	KAZ	DIL Daniyel SHULYAR Vadim
4	Portugal	POR	LOPES Miguel PARREIRA Goncalo
Reserves			
R1	Bulgaria	BUL	DIMITROV Panayot STOYANOV Georgi

Legend:
R Reserve



SAT 9 AUG 2025

Judges Assignments

Superior Jury	HRISTOVA Nikolina	FIG	President
	PALELLA Marco	FIG	Difficulty Supervisor
	LAUGHON Carisa	FIG	Difficulty Supervisor
	TOMAS Bernardo	FIG	Artistry Supervisor
	MOZES Amir	FIG	Artistry Supervisor
	NIKITINA Irina	FIG	Execution Supervisor
	LEON PRADOS Juan Antonio	FIG	Execution Supervisor

Function	Name	NOC Code
CJP	MAJEWSKA Katarzyna	POL
D1	SANDERS Melanie	GBR
D2	KLOPPENBURG Rudolf	NED
A1	GERSHGOREN Keren	ISR
A2	BRUGGEMAN Kim	BEL
A3	THOMAS Sarah	USA
A4	SHARAPAYEU Siarhei	AUS
A5	SABERZANOVA Alla	UKR
A6	IVANOV Nikolay	BUL
E1	GLUSHKOVA Irina	KAZ
E2	AHMADOVA Durdana	AZE
E3	OGANDO DURAN Gonzalo	ESP
E4	SILVA Victor	POR
E5	HODGSON Caroline	GBR
E6	SHEN Hongwei	CHN
Line Judge	NIEMI Janina	FIN
Time Judge	NIEMI Janina	FIN


Reserves

Control Number	Name	NOC Code
R1	JUNG Albert	GER

Legend:

CJP Chair of Judges' Panel **Ax** Artistic Judges (x=1-6) **Dx** Difficulty Judges (x=1-2) **Ex** Execution Judges (x=1-6) **Rx** Reserve Judge

Timing and Results provided by Tissot



SAT 9 AUG 2025


Results

Rank	NOC	NOC Code	D Score	A Score	E Score	Pen	Total
1	Spain	ESP	1.920	8.900	18.000		28.820
2	Azerbaijan	AZE	2.280	8.750	17.700		28.730
3	Portugal	POR	2.150	9.000	17.400		28.550
4	Kazakhstan	KAZ	2.310	8.550	16.900		27.760

Legend:

D Difficulty **A** Artistry **E** Execution **Pen** Penalty

Timing and Results provided by Tissot




Results

Rank	NOC	NOC Code	Exercise	D Score	A Score	E Score	Pen	Exercise Score	Exercise Rank	Total
1	Portugal	POR	Balance	2.070	9.200	17.800		29.070	(1)	56.560 Q
			Dynamic	1.390	8.800	17.300		27.490	(5)	
2	Kazakhstan	KAZ	Balance	2.200	8.500	17.700		28.400	(2)	56.390 Q
			Dynamic	1.890	8.600	17.500		27.990	(2)	
3	Spain	ESP	Balance	1.600	9.000	17.700		28.300	(3)	56.310 Q
			Dynamic	1.360	8.850	17.800		28.010	(1)	
4	Azerbaijan	AZE	Balance	2.050	8.800	17.400		28.250	(4)	56.050 Q
			Dynamic	1.350	8.650	17.800		27.800	(3)	
5	Bulgaria	BUL	Balance	1.430	8.500	17.600		27.530	(5)	55.030 R1
			Dynamic	1.450	8.550	17.500		27.500	(4)	
6	Ukraine	UKR	Balance	1.560	8.400	17.000	-0.30	26.660	(6)	51.240
			Dynamic	1.030	8.150	15.400		24.580	(6)	

Legend:


D Difficulty **A** Artistry **E** Execution **Pen** Penalty **Q** Qualified for Final **R** Reserve

Timing and Results provided by Tissot



Start List

Start Order	NOC	NOC Code	Name
1	Azerbaijan	AZE	ABBASOV Daniel RAFIYEV Murad
2	Ukraine	UKR	DAVYDENKO Sofronii HORLACH Ivan
3	Kazakhstan	KAZ	DIL Daniyel SHULYAR Vadim
4	Portugal	POR	LOPES Miguel PARREIRA Goncalo
5	Spain	ESP	MOLINA Juan Daniel MORENO Jose
6	Bulgaria	BUL	DIMITROV Panayot STOYANOV Georgi



Judges Assignments

Superior Jury	HRISTOVA Nikolina	FIG	President
	PALELLA Marco	FIG	Difficulty Supervisor
	LAUGHON Carisa	FIG	Difficulty Supervisor
	TOMAS Bernardo	FIG	Artistry Supervisor
	MOZES Amir	FIG	Artistry Supervisor
	NIKITINA Irina	FIG	Execution Supervisor
	LEON PRADOS Juan Antonio	FIG	Execution Supervisor

Function	Name	NOC Code
CJP	MAJEWSKA Katarzyna	POL
D1	SANDERS Melanie	GBR
D2	KLOPPENBURG Rudolf	NED
A1	NIEMI Janina	FIN
A2	THOMAS Sarah	USA
A3	SHEN Hongwei	CHN
A4	SILVA Victor	POR
A5	SABERZANOVA Alla	UKR
A6	OGANDO DURAN Gonzalo	ESP
E1	AHMADOVA Durdana	AZE
E2	GERSHGOREN Keren	ISR
E3	SHARAPAYEU Siarhei	AUS
E4	GLUSHKOVA Irina	KAZ
E5	HODGSON Caroline	GBR
E6	JUNG Albert	GER
Line Judge	IVANOV Nikolay	BUL
Time Judge	IVANOV Nikolay	BUL

Reserves

Control Number	Name	NOC Code
R1	BRUGGEMAN Kim	BEL

Legend:

CJP Chair of Judges' Panel


Ax Artistic Judges (x=1-6)

Dx Difficulty Judges (x=1-2)

Ex Execution Judges (x=1-6)


Rx Reserve Judge

Timing and Results provided by Tissot

SAT 9 AUG 2025
Start Time 16:07

Start List

Start Order	NOC	NOC Code	Name
1	Bulgaria	BUL	DIMITROV Panayot STOYANOV Georgi
2	Kazakhstan	KAZ	DIL Daniyel SHULYAR Vadim
3	Ukraine	UKR	DAVYDENKO Sofronii HORLACH Ivan
4	Azerbaijan	AZE	ABBASOV Daniel RAFIYEV Murad
5	Portugal	POR	LOPES Miguel PARREIRA Goncalo
6	Spain	ESP	MOLINA Juan Daniel MORENO Jose



Judges Assignments

Superior Jury	HRISTOVA Nikolina	FIG	President
	PALELLA Marco	FIG	Difficulty Supervisor
	LAUGHON Carisa	FIG	Difficulty Supervisor
	TOMAS Bernardo	FIG	Artistry Supervisor
	MOZES Amir	FIG	Artistry Supervisor
	NIKITINA Irina	FIG	Execution Supervisor
	LEON PRADOS Juan Antonio	FIG	Execution Supervisor

Function	Name	NOC Code
CJP	MAJEWSKA Katarzyna	POL
D1	SANDERS Melanie	GBR
D2	KLOPPENBURG Rudolf	NED
A1	BRUGGEMAN Kim	BEL
A2	GERSHGOREN Keren	ISR
A3	SILVA Victor	POR
A4	NIEMI Janina	FIN
A5	OGANDO DURAN Gonzalo	ESP
A6	HODGSON Caroline	GBR
E1	GLUSHKOVA Irina	KAZ
E2	SABERZANOVA Alla	UKR
E3	AHMADOVA Durdana	AZE
E4	SHEN Hongwei	CHN
E5	SHARAPAYEU Siarhei	AUS
E6	IVANOV Nikolay	BUL
Line Judge	JUNG Albert	GER
Time Judge	JUNG Albert	GER

Reserves

Control Number	Name	NOC Code
R1	THOMAS Sarah	USA

Legend:


CJP Chair of Judges' Panel **Ax** Artistic Judges (x=1-6) **Dx** Difficulty Judges (x=1-2) **Ex** Execution Judges (x=1-6) **Rx** Reserve Judge

Timing and Results provided by Tissot




ACROBATIC GYMNASTICS

Men's Groups




Results Summary

Rank	Name	NOC Code	Score
Final Exercise			
1	Israel	ISR	29.890
2	Ukraine	UKR	28.860
3	Great Britain	GBR	28.110
4	China	CHN	26.130
Qualification			
5	Azerbaijan	AZE	54.630
6	Germany	GER	54.540



Medallists

Medal	NOC	Names
GOLD	ISR - Israel	ABRAHAM Or AMIHAI Rotem BORODIN Lior OFFIR Tomer
SILVER	UKR - Ukraine	KUKURUDZ Stanislav PUSH Yurii SAVKA Yurii YARUSH Taras
BRONZE	GBR - Great Britain	ALEXANDER Louis BOOTH Rex DITCHBURN Samuel TURNER Freddie




SUN 10 AUG 2025
Start Time 19:00

Start List

Start Order	NOC	NOC Code	Name
1	Ukraine	UKR	KUKURUDZ Stanislav PUSH Yurii SAVKA Yurii YARUSH Taras
2	China	CHN	MA Xuefeng SHI Jingwei SHI Junjie ZHANG Minghe
3	Israel	ISR	ABRAHAM Or AMIHAI Rotem BORODIN Lior OFFIR Tomer
4	Great Britain	GBR	ALEXANDER Louis BOOTH Rex DITCHBURN Samuel TURNER Freddie
Reserves			
R1	Azerbaijan	AZE	AL-MASHAYKHI Abdulla JAFAROV Seymour SAFAROV Riad SEYIDLI Rasul

Legend:
R Reserve



SUN 10 AUG 2025

Judges Assignments

Superior Jury	HRISTOVA Nikolina	FIG	President
	PALELLA Marco	FIG	Difficulty Supervisor
	LAUGHON Carisa	FIG	Difficulty Supervisor
	TOMAS Bernardo	FIG	Artistry Supervisor
	MOZES Amir	FIG	Artistry Supervisor
	NIKITINA Irina	FIG	Execution Supervisor
	LEON PRADOS Juan Antonio	FIG	Execution Supervisor

Function	Name	NOC Code
CJP	MAJEWSKA Katarzyna	POL
D1	SANDERS Melanie	GBR
D2	KLOPPENBURG Rudolf	NED
A1	GLUSHKOVA Irina	KAZ
A2	OGANDO DURAN Gonzalo	ESP
A3	SILVA Victor	POR
A4	IVANOV Nikolay	BUL
A5	BRUGGEMAN Kim	BEL
A6	SHARAPAYEU Siarhei	AUS
E1	SHEN Hongwei	CHN
E2	HODGSON Caroline	GBR
E3	GERSHGOREN Keren	ISR
E4	SABERZANOVA Alla	UKR
E5	AHMADOVA Durdana	AZE
E6	THOMAS Sarah	USA
Line Judge	JUNG Albert	GER
Time Judge	JUNG Albert	GER

Reserves

Control Number	Name	NOC Code
R1	NIEMI Janina	FIN

Legend:

CJP Chair of Judges' Panel


Ax Artistic Judges (x=1-6)

Dx Difficulty Judges (x=1-2)

Ex Execution Judges (x=1-6)

Rx Reserve Judge

Timing and Results provided by Tissot



SUN 10 AUG 2025


Results

Rank	NOC	NOC Code	D Score	A Score	E Score	Pen	Total
1	Israel	ISR	3.290	9.000	17.600		29.890
2	Ukraine	UKR	2.960	8.700	17.200		28.860
3	Great Britain	GBR	2.010	9.100	17.000		28.110
4	China	CHN	3.230	8.000	15.600	-0.70	26.130

Legend:

D Difficulty **A** Artistry **E** Execution **Pen** Penalty

Timing and Results provided by Tissot



SUN 10 AUG 2025


Results

Rank	NOC	NOC Code	Exercise	D Score	A Score	E Score	Pen	Exercise Score	Exercise Rank	Total
1	China	CHN	Balance	2.760	8.600	17.700		29.060	(1)	58.200 Q
			Dynamic	2.990	8.550	17.600		29.140	(1)	
2	Israel	ISR	Balance	2.030	9.000	17.500		28.530	(3)	57.100 Q
			Dynamic	2.070	8.900	17.600		28.570	(2)	
3	Ukraine	UKR	Balance	2.140	8.800	17.700		28.640	(2)	56.760 Q
			Dynamic	1.820	8.600	17.700		28.120	(3)	
4	Great Britain	GBR	Balance	1.690	9.000	16.700		27.390	(6)	55.090 Q
			Dynamic	1.750	8.950	17.000		27.700	(4)	
5	Azerbaijan	AZE	Balance	1.610	8.650	18.000		28.260	(4)	54.630 R1
			Dynamic	2.370	8.400	15.600		26.370	(6)	
6	Germany	GER	Balance	1.800	8.650	17.600		28.050	(5)	54.540
			Dynamic	1.590	8.600	16.300		26.490	(5)	

Legend:


D Difficulty **A** Artistry **E** Execution **Pen** Penalty **Q** Qualified for Final **R** Reserve

Timing and Results provided by Tissot



Start List

Start Order	NOC	NOC Code	Name
1	Great Britain	GBR	ALEXANDER Louis BOOTH Rex DITCHBURN Samuel TURNER Freddie
2	Israel	ISR	ABRAHAM Or AMIHAI Rotem BORODIN Lior OFFIR Tomer
3	Ukraine	UKR	KUKURUDZ Stanislav PUSH Yurii SAVKA Yurii YARUSH Taras
4	China	CHN	MA Xuefeng SHI Jingwei SHI Junjie ZHANG Minghe
5	Germany	GER	BENKE Andreas BORCK Aaron DRESSLER Pascale FRANKENSTEIN Carl
6	Azerbaijan	AZE	AL-MASHAYKHI Abdulla JAFAROV Seymour SAFAROV Riad SEYIDLI Rasul



Judges Assignments

Superior Jury	HRISTOVA Nikolina	FIG	President
	PALELLA Marco	FIG	Difficulty Supervisor
	LAUGHON Carisa	FIG	Difficulty Supervisor
	TOMAS Bernardo	FIG	Artistry Supervisor
	MOZES Amir	FIG	Artistry Supervisor
	NIKITINA Irina	FIG	Execution Supervisor
	LEON PRADOS Juan Antonio	FIG	Execution Supervisor

Function	Name	NOC Code
CJP	MAJEWSKA Katarzyna	POL
D1	SANDERS Melanie	GBR
D2	KLOPPENBURG Rudolf	NED
A1	JUNG Albert	GER
A2	OGANDO DURAN Gonzalo	ESP
A3	IVANOV Nikolay	BUL
A4	BRUGGEMAN Kim	BEL
A5	SILVA Victor	POR
A6	SABERZANOVA Alla	UKR
E1	AHMADOVA Durdana	AZE
E2	GLUSHKOVA Irina	KAZ
E3	GERSHGOREN Keren	ISR
E4	HODGSON Caroline	GBR
E5	THOMAS Sarah	USA
E6	SHEN Hongwei	CHN
Line Judge	NIEMI Janina	FIN
Time Judge	NIEMI Janina	FIN


Reserves

Control Number	Name	NOC Code
R1	SHARAPAYEU Siarhei	AUS

Legend:


CJP Chair of Judges' Panel **Ax** Artistic Judges (x=1-6) **Dx** Difficulty Judges (x=1-2) **Ex** Execution Judges (x=1-6) **Rx** Reserve Judge

Timing and Results provided by Tissot



Start List

Start Order	NOC	NOC Code	Name
1	Great Britain	GBR	ALEXANDER Louis BOOTH Rex DITCHBURN Samuel TURNER Freddie
2	Israel	ISR	ABRAHAM Or AMIHAI Rotem BORODIN Lior OFFIR Tomer
3	China	CHN	MA Xuefeng SHI Jingwei SHI Junjie ZHANG Minghe
4	Germany	GER	BENKE Andreas BORCK Aaron DRESSLER Pascale FRANKENSTEIN Carl
5	Ukraine	UKR	KUKURUDZ Stanislav PUSH Yurii SAVKA Yurii YARUSH Taras
6	Azerbaijan	AZE	AL-MASHAYKHI Abdulla JAFAROV Seymur SAFAROV Riad SEYIDLI Rasul



Judges Assignments

Superior Jury	HRISTOVA Nikolina	FIG	President
	PALELLA Marco	FIG	Difficulty Supervisor
	LAUGHON Carisa	FIG	Difficulty Supervisor
	TOMAS Bernardo	FIG	Artistry Supervisor
	MOZES Amir	FIG	Artistry Supervisor
	NIKITINA Irina	FIG	Execution Supervisor
	LEON PRADOS Juan Antonio	FIG	Execution Supervisor

Function	Name	NOC Code
CJP	MAJEWSKA Katarzyna	POL
D1	SANDERS Melanie	GBR
D2	KLOPPENBURG Rudolf	NED
A1	SABERZANOVA Alla	UKR
A2	SHEN Hongwei	CHN
A3	IVANOV Nikolay	BUL
A4	BRUGGEMAN Kim	BEL
A5	GERSHGOREN Keren	ISR
A6	OGANDO DURAN Gonzalo	ESP
E1	SILVA Victor	POR
E2	AHMADOVA Durdana	AZE
E3	GLUSHKOVA Irina	KAZ
E4	JUNG Albert	GER
E5	HODGSON Caroline	GBR
E6	THOMAS Sarah	USA
Line Judge	SHARAPAYEU Siarhei	AUS
Time Judge	SHARAPAYEU Siarhei	AUS

Reserves

Control Number	Name	NOC Code
R1	NIEMI Janina	FIN

Legend:


CJP Chair of Judges' Panel **Ax** Artistic Judges (x=1-6) **Dx** Difficulty Judges (x=1-2) **Ex** Execution Judges (x=1-6) **Rx** Reserve Judge

Timing and Results provided by Tissot




ACROBATIC GYMNASTICS

Women's Pairs




Results Summary

Rank	Name	NOC Code	Score
Final Exercise			
1	Belgium	BEL	28.620
2	Ukraine	UKR	28.270
3	Portugal	POR	27.770
4	United States	USA	27.250
Qualification			
5	Israel	ISR	51.360
6	Australia	AUS	46.010



Medallists

Medal	NOC	Names
GOLD	BEL - Belgium	BOUHOUCHE Maysae MACHARIS Silke
SILVER	UKR - Ukraine	CHERNIAVSKA Anhelina VECHERUK Ruzanna
BRONZE	POR - Portugal	CARNEIRO Beatriz FARIA Ines




FRI 8 AUG 2025
Start Time 20:35

Start List

Start Order	NOC	NOC Code	Name
1	Ukraine	UKR	CHERNIAVSKA Anhelina VECHERUK Ruzanna
2	Portugal	POR	CARNEIRO Beatriz FARIA Ines
3	United States	USA	BORCHERDING Katherine LISSENKOVA Maya
4	Belgium	BEL	BOUHOUCHE Maysae MACHARIS Silke
Reserves			
R1	Israel	ISR	COHEN Rony VELNER Maya

Legend:
R Reserve



FRI 8 AUG 2025

Judges Assignments

Superior Jury	HRISTOVA Nikolina	FIG	President
	PALELLA Marco	FIG	Difficulty Supervisor
	LAUGHON Carisa	FIG	Difficulty Supervisor
	TOMAS Bernardo	FIG	Artistry Supervisor
	MOZES Amir	FIG	Artistry Supervisor
	NIKITINA Irina	FIG	Execution Supervisor
	LEON PRADOS Juan Antonio	FIG	Execution Supervisor

Function	Name	NOC Code
CJP	MAJEWSKA Katarzyna	POL
D1	SANDERS Melanie	GBR
D2	KLOPPENBURG Rudolf	NED
A1	SHARAPAYEU Siarhei	AUS
A2	AHMADOVA Durdana	AZE
A3	SHEN Hongwei	CHN
A4	HODGSON Caroline	GBR
A5	GERSHGOREN Keren	ISR
A6	IVANOV Nikolay	BUL
E1	SABERZANOVA Alla	UKR
E2	SILVA Victor	POR
E3	BRUGGEMAN Kim	BEL
E4	THOMAS Sarah	USA
E5	GLUSHKOVA Irina	KAZ
E6	JUNG Albert	GER
Line Judge	NIEMI Janina	FIN
Time Judge	NIEMI Janina	FIN


Reserves

Control Number	Name	NOC Code
R1	OGANDO DURAN Gonzalo	ESP

Legend:

CJP Chair of Judges' Panel **Ax** Artistic Judges (x=1-6) **Dx** Difficulty Judges (x=1-2) **Ex** Execution Judges (x=1-6) **Rx** Reserve Judge

Timing and Results provided by Tissot



FRI 8 AUG 2025


Results

Rank	NOC	NOC Code	D Score	A Score	E Score	Pen	Total
1	Belgium	BEL	1.920	9.200	17.500		28.620
2	Ukraine	UKR	2.070	8.800	17.400		28.270
3	Portugal	POR	1.870	8.600	17.300		27.770
4	United States	USA	1.900	8.650	16.700		27.250

Legend:

D Difficulty **A** Artistry **E** Execution **Pen** Penalty

Timing and Results provided by Tissot




Results

Rank	NOC	NOC Code	Exercise	D Score	A Score	E Score	Pen	Exercise Score	Exercise Rank	Total
1	Belgium	BEL	Balance	1.820	9.150	17.300		28.270	(1)	55.900 Q
			Dynamic	1.130	9.000	17.500		27.630	(2)	
2	Ukraine	UKR	Balance	1.600	8.800	17.200		27.600	(2)	55.360 Q
			Dynamic	1.360	8.800	17.600		27.760	(1)	
3	Portugal	POR	Balance	1.930	8.500	16.900		27.330	(3)	54.670 Q
			Dynamic	1.340	8.600	17.400		27.340	(3)	
4	United States	USA	Balance	2.160	8.200	15.300	-0.60	25.060	(5)	52.380 Q
			Dynamic	1.420	8.800	17.100		27.320	(4)	
5	Israel	ISR	Balance	1.550	8.600	16.300	-0.30	26.150	(4)	51.360 R1
			Dynamic	1.360	8.350	15.500		25.210	(5)	
6	Australia	AUS	Balance	1.110	7.850	14.500	-1.80	21.660	(6)	46.010
			Dynamic	0.900	8.250	15.200		24.350	(6)	

Legend:


D Difficulty **A** Artistry **E** Execution **Pen** Penalty **Q** Qualified for Final **R** Reserve

Timing and Results provided by Tissot



Start List

Start Order	NOC	NOC Code	Name
1	Ukraine	UKR	CHERNIAVSKA Anhelina VECHERUK Ruzanna
2	Israel	ISR	COHEN Rony VELNER Maya
3	Belgium	BEL	BOUHOUCHE Maysae MACHARIS Silke
4	Portugal	POR	CARNEIRO Beatriz FARIA Ines
5	United States	USA	BORCHERDING Katherine LISSENKOVA Maya
6	Australia	AUS	DIMACALI Layla PRAMPERO Brooke



Judges Assignments

Superior Jury	HRISTOVA Nikolina	FIG	President
	PALELLA Marco	FIG	Difficulty Supervisor
	LAUGHON Carisa	FIG	Difficulty Supervisor
	TOMAS Bernardo	FIG	Artistry Supervisor
	MOZES Amir	FIG	Artistry Supervisor
	NIKITINA Irina	FIG	Execution Supervisor
	LEON PRADOS Juan Antonio	FIG	Execution Supervisor

Function	Name	NOC Code
CJP	MAJEWSKA Katarzyna	POL
D1	SANDERS Melanie	GBR
D2	KLOPPENBURG Rudolf	NED
A1	GLUSHKOVA Irina	KAZ
A2	JUNG Albert	GER
A3	BRUGGEMAN Kim	BEL
A4	OGANDO DURAN Gonzalo	ESP
A5	IVANOV Nikolay	BUL
A6	SHARAPAYEU Siarhei	AUS
E1	GERSHGOREN Keren	ISR
E2	NIEMI Janina	FIN
E3	THOMAS Sarah	USA
E4	SILVA Victor	POR
E5	SHEN Hongwei	CHN
E6	SABERZANOVA Alla	UKR
Line Judge	HODGSON Caroline	GBR
Time Judge	HODGSON Caroline	GBR


Reserves

Control Number	Name	NOC Code
R1	AHMADOVA Durdana	AZE

Legend:


CJP Chair of Judges' Panel **Ax** Artistic Judges (x=1-6) **Dx** Difficulty Judges (x=1-2) **Ex** Execution Judges (x=1-6) **Rx** Reserve Judge

Timing and Results provided by Tissot

FRI 8 AUG 2025
Start Time 16:45

Start List

Start Order	NOC	NOC Code	Name
1	Belgium	BEL	BOUHOUCHE Maysae MACHARIS Silke
2	United States	USA	BORCHERDING Katherine LISSENKOVA Maya
3	Ukraine	UKR	CHERNIAVSKA Anhelina VECHERUK Ruzanna
4	Israel	ISR	COHEN Rony VELNER Maya
5	Portugal	POR	CARNEIRO Beatriz FARIA Ines
6	Australia	AUS	DIMACALI Layla PRAMPERO Brooke



Judges Assignments

Superior Jury	HRISTOVA Nikolina	FIG	President
	PALELLA Marco	FIG	Difficulty Supervisor
	LAUGHON Carisa	FIG	Difficulty Supervisor
	TOMAS Bernardo	FIG	Artistry Supervisor
	MOZES Amir	FIG	Artistry Supervisor
	NIKITINA Irina	FIG	Execution Supervisor
	LEON PRADOS Juan Antonio	FIG	Execution Supervisor

Function	Name	NOC Code
CJP	MAJEWSKA Katarzyna	POL
D1	SANDERS Melanie	GBR
D2	KLOPPENBURG Rudolf	NED
A1	SABERZANOVA Alla	UKR
A2	SHEN Hongwei	CHN
A3	THOMAS Sarah	USA
A4	SILVA Victor	POR
A5	AHMADOVA Durdana	AZE
A6	NIEMI Janina	FIN
E1	GERSHGOREN Keren	ISR
E2	BRUGGEMAN Kim	BEL
E3	SHARAPAYEU Siarhei	AUS
E4	GLUSHKOVA Irina	KAZ
E5	JUNG Albert	GER
E6	OGANDO DURAN Gonzalo	ESP
Line Judge	HODGSON Caroline	GBR
Time Judge	HODGSON Caroline	GBR

Reserves

Control Number	Name	NOC Code
R1	IVANOV Nikolay	BUL

Legend:

CJP Chair of Judges' Panel

Ax Artistic Judges (x=1-6)

Dx Difficulty Judges (x=1-2)

Ex Execution Judges (x=1-6)


Rx Reserve Judge

Timing and Results provided by Tissot




ACROBATIC GYMNASTICS

Women's Groups




Results Summary

Rank	Name	NOC Code	Score
Final Exercise			
1	China	CHN	29.230
2	United States	USA	28.670
3	Israel	ISR	28.480
4	Germany	GER	28.030
Qualification			
5	Ukraine	UKR	54.030
6	Finland	FIN	51.500



Medallists

Medal	NOC	Names
GOLD	CHN - People's Republic of China	DING Wenyan GU Quanjia MA Yixing
SILVER	USA - United States of America	CALDWELL Caylei GREEN Olivia GREENBERG Rebecca
BRONZE	ISR - Israel	ALEINIK Nikol BAR NOY Lia STRATIEVSKY Michal




SAT 9 AUG 2025
Start Time 20:15

Start List

Start Order	NOC	NOC Code	Name
1	Israel	ISR	ALEINIK Nikol BAR NOY Lia STRATIEVSKY Michal
2	United States	USA	CALDWELL Caylei GREEN Olivia GREENBERG Rebecca
3	China	CHN	DING Wenyan GU Quanjia MA Yixing
4	Germany	GER	ENGLER Tara GAZSI Tia JESSE Anna
Reserves			
R1	Ukraine	UKR	KOZACHANSKA Elina OSTROVSKA Karina PUHACH Alina

Legend:
R Reserve



Judges Assignments

Superior Jury	HRISTOVA Nikolina	FIG	President
	PALELLA Marco	FIG	Difficulty Supervisor
	LAUGHON Carisa	FIG	Difficulty Supervisor
	TOMAS Bernardo	FIG	Artistry Supervisor
	MOZES Amir	FIG	Artistry Supervisor
	NIKITINA Irina	FIG	Execution Supervisor
	LEON PRADOS Juan Antonio	FIG	Execution Supervisor

Function	Name	NOC Code
CJP	MAJEWSKA Katarzyna	POL
D1	SANDERS Melanie	GBR
D2	KLOPPENBURG Rudolf	NED
A1	IVANOV Nikolay	BUL
A2	SHARAPAYEU Siarhei	AUS
A3	OGANDO DURAN Gonzalo	ESP
A4	SABERZANOVA Alla	UKR
A5	SILVA Victor	POR
A6	HODGSON Caroline	GBR
E1	GERSHGOREN Keren	ISR
E2	THOMAS Sarah	USA
E3	JUNG Albert	GER
E4	SHEN Hongwei	CHN
E5	BRUGGEMAN Kim	BEL
E6	AHMADOVA Durdana	AZE
Line Judge	NIEMI Janina	FIN
Time Judge	NIEMI Janina	FIN


Reserves

Control Number	Name	NOC Code
R1	GLUSHKOVA Irina	KAZ

Legend:

CJP Chair of Judges' Panel **Ax** Artistic Judges (x=1-6) **Dx** Difficulty Judges (x=1-2) **Ex** Execution Judges (x=1-6) **Rx** Reserve Judge

Timing and Results provided by Tissot



SAT 9 AUG 2025


Results

Rank	NOC	NOC Code	D Score	A Score	E Score	Pen	Total
1	China	CHN	3.330	8.600	17.300		29.230
2	United States	USA	2.170	8.900	17.600		28.670
3	Israel	ISR	2.280	8.800	17.400		28.480
4	Germany	GER	2.180	8.650	17.200		28.030

Legend:

D Difficulty **A** Artistry **E** Execution **Pen** Penalty

Timing and Results provided by Tissot




Results

Rank	NOC	NOC Code	Exercise	D Score	A Score	E Score	Pen	Exercise Score	Exercise Rank	Total
1	China	CHN	Balance	3.210	8.450	17.600		29.260	(1)	57.290 Q
			Dynamic	2.130	8.400	17.500		28.030	(3)	
2	Israel	ISR	Balance	2.280	8.800	17.500		28.580	(2)	56.700 Q
			Dynamic	1.520	9.000	17.600		28.120	(2)	
3	United States	USA	Balance	1.600	8.800	17.900		28.300	(3)	56.420 Q
			Dynamic	1.420	8.800	17.900		28.120	(1)	
4	Germany	GER	Balance	1.910	8.700	17.300		27.910	(4)	55.430 Q
			Dynamic	1.420	8.800	17.300		27.520	(5)	
5	Ukraine	UKR	Balance	2.230	8.550	16.300	-0.60	26.480	(5)	54.030 R1
			Dynamic	1.650	8.600	17.300		27.550	(4)	
6	Finland	FIN	Balance	1.030	8.100	17.000	-0.30	25.830	(6)	51.500
			Dynamic	0.870	8.000	16.800		25.670	(6)	

Legend:


D Difficulty **A** Artistry **E** Execution **Pen** Penalty **Q** Qualified for Final **R** Reserve

Timing and Results provided by Tissot



Start List

Start Order	NOC	NOC Code	Name
1	Ukraine	UKR	KOZACHANSKA Elina OSTROVSKA Karina PUHACH Alina
2	China	CHN	DING Wenyan GU Quanjia MA Yixing
3	Finland	FIN	KIVISTOE Anna NUPPOLA Netta TATTI Maisa
4	Germany	GER	ENGLER Tara GAZSI Tia JESSE Anna
5	Israel	ISR	ALEINIK Nikol BAR NOY Lia STRATIEVSKY Michal
6	United States	USA	CALDWELL Caylei GREEN Olivia GREENBERG Rebecca



Judges Assignments

Superior Jury	HRISTOVA Nikolina	FIG	President
	PALELLA Marco	FIG	Difficulty Supervisor
	LAUGHON Carisa	FIG	Difficulty Supervisor
	TOMAS Bernardo	FIG	Artistry Supervisor
	MOZES Amir	FIG	Artistry Supervisor
	NIKITINA Irina	FIG	Execution Supervisor
	LEON PRADOS Juan Antonio	FIG	Execution Supervisor

Function	Name	NOC Code
CJP	MAJEWSKA Katarzyna	POL
D1	SANDERS Melanie	GBR
D2	KLOPPENBURG Rudolf	NED
A1	NIEMI Janina	FIN
A2	THOMAS Sarah	USA
A3	SHEN Hongwei	CHN
A4	SILVA Victor	POR
A5	SABERZANOVA Alla	UKR
A6	OGANDO DURAN Gonzalo	ESP
E1	AHMADOVA Durdana	AZE
E2	GERSHGOREN Keren	ISR
E3	SHARAPAYEU Siarhei	AUS
E4	GLUSHKOVA Irina	KAZ
E5	HODGSON Caroline	GBR
E6	JUNG Albert	GER
Line Judge	IVANOV Nikolay	BUL
Time Judge	IVANOV Nikolay	BUL

Reserves

Control Number	Name	NOC Code
R1	BRUGGEMAN Kim	BEL

Legend:

CJP Chair of Judges' Panel


Ax Artistic Judges (x=1-6)

Dx Difficulty Judges (x=1-2)

Ex Execution Judges (x=1-6)


Rx Reserve Judge

Timing and Results provided by Tissot



Start List

Start Order	NOC	NOC Code	Name
1	Israel	ISR	ALEINIK Nikol BAR NOY Lia STRATIEVSKY Michal
2	Germany	GER	ENGLER Tara GAZSI Tia JESSE Anna
3	Ukraine	UKR	KOZACHANSKA Elina OSTROVSKA Karina PUHACH Alina
4	China	CHN	DING Wenyan GU Quanjia MA Yixing
5	United States	USA	CALDWELL Caylei GREEN Olivia GREENBERG Rebecca
6	Finland	FIN	KIVISTOE Anna NUPPOLA Netta TATTI Maisa



Judges Assignments

Superior Jury	HRISTOVA Nikolina	FIG	President
	PALELLA Marco	FIG	Difficulty Supervisor
	LAUGHON Carisa	FIG	Difficulty Supervisor
	TOMAS Bernardo	FIG	Artistry Supervisor
	MOZES Amir	FIG	Artistry Supervisor
	NIKITINA Irina	FIG	Execution Supervisor
	LEON PRADOS Juan Antonio	FIG	Execution Supervisor

Function	Name	NOC Code
CJP	MAJEWSKA Katarzyna	POL
D1	SANDERS Melanie	GBR
D2	KLOPPENBURG Rudolf	NED
A1	BRUGGEMAN Kim	BEL
A2	GERSHGOREN Keren	ISR
A3	SILVA Victor	POR
A4	NIEMI Janina	FIN
A5	OGANDO DURAN Gonzalo	ESP
A6	HODGSON Caroline	GBR
E1	GLUSHKOVA Irina	KAZ
E2	SABERZANOVA Alla	UKR
E3	AHMADOVA Durdana	AZE
E4	SHEN Hongwei	CHN
E5	SHARAPAYEU Siarhei	AUS
E6	IVANOV Nikolay	BUL
Line Judge	JUNG Albert	GER
Time Judge	JUNG Albert	GER

Reserves

Control Number	Name	NOC Code
R1	THOMAS Sarah	USA

Legend:

CJP Chair of Judges' Panel **Ax** Artistic Judges (x=1-6) **Dx** Difficulty Judges (x=1-2) **Ex** Execution Judges (x=1-6) **Rx** Reserve Judge

Timing and Results provided by Tissot




TWG
2025
CHENGDU




ACROBATIC GYMNASTICS

Mixed Pairs




Results Summary

Rank	Name	NOC Code	Score
Final Exercise			
1	Ukraine	UKR	29.110
2	Portugal	POR	28.540
3	Israel	ISR	28.250
4	Azerbaijan	AZE	27.390
Qualification			
5	Kazakhstan	KAZ	52.360
6	Bulgaria	BUL	51.520



Medallists

Medal	NOC	Names
GOLD	UKR - Ukraine	KRYVYTSKA Yevfrosyniia LABUNETS Ivan
SILVER	POR - Portugal	FERNANDES Lara HENRIQUES Guilherme
BRONZE	ISR - Israel	FRIDMAN Yonatan REFAELI Amy




FRI 8 AUG 2025
Start Time 21:15

Start List

Start Order	NOC	NOC Code	Name
1	Israel	ISR	FRIDMAN Yonatan REFAELI Amy
2	Ukraine	UKR	KRYVYTSKA Yevfrosyniia LABUNETS Ivan
3	Azerbaijan	AZE	AGHAYEV Sabir ALIYEVA Milana
4	Portugal	POR	FERNANDES Lara HENRIQUES Guilherme
Reserves			
R1	Kazakhstan	KAZ	KOTOVA Alissa MATSYMOKHA Illarion

Legend:
R Reserve



Judges Assignments

Superior Jury	HRISTOVA Nikolina	FIG	President
	PALELLA Marco	FIG	Difficulty Supervisor
	LAUGHON Carisa	FIG	Difficulty Supervisor
	TOMAS Bernardo	FIG	Artistry Supervisor
	MOZES Amir	FIG	Artistry Supervisor
	NIKITINA Irina	FIG	Execution Supervisor
	LEON PRADOS Juan Antonio	FIG	Execution Supervisor

Function	Name	NOC Code
CJP	MAJEWSKA Katarzyna	POL
D1	SANDERS Melanie	GBR
D2	KLOPPENBURG Rudolf	NED
A1	JUNG Albert	GER
A2	SHARAPAYEU Siarhei	AUS
A3	NIEMI Janina	FIN
A4	HODGSON Caroline	GBR
A5	THOMAS Sarah	USA
A6	OGANDO DURAN Gonzalo	ESP
E1	SILVA Victor	POR
E2	SABERZANOVA Alla	UKR
E3	GERSHGOREN Keren	ISR
E4	AHMADOVA Durdana	AZE
E5	IVANOV Nikolay	BUL
E6	BRUGGEMAN Kim	BEL
Line Judge	SHEN Hongwei	CHN
Time Judge	SHEN Hongwei	CHN

Reserves

Control Number	Name	NOC Code
R1	GLUSHKOVA Irina	KAZ

Legend:

CJP Chair of Judges' Panel


Ax Artistic Judges (x=1-6)

Dx Difficulty Judges (x=1-2)

Ex Execution Judges (x=1-6)

Rx Reserve Judge

Timing and Results provided by Tissot



FRI 8 AUG 2025


Results

Rank	NOC	NOC Code	D Score	A Score	E Score	Pen	Total
1	Ukraine	UKR	2.710	8.800	18.100	-0.50	29.110
2	Portugal	POR	2.140	8.800	17.600		28.540
3	Israel	ISR	2.100	9.050	17.100		28.250
4	Azerbaijan	AZE	1.690	8.700	17.000		27.390

Legend:

D Difficulty **A** Artistry **E** Execution **Pen** Penalty

Timing and Results provided by Tissot




Results

Rank	NOC	NOC Code	Exercise	D Score	A Score	E Score	Pen	Exercise Score	Exercise Rank	Total
1	Ukraine	UKR	Balance	2.990	8.750	18.400	-0.80	29.340	(1)	57.720 Q
			Dynamic	2.480	8.600	17.800	-0.50	28.380	(1)	
2	Portugal	POR	Balance	1.970	8.750	17.200		27.920	(3)	56.020 Q
			Dynamic	2.100	8.500	17.500		28.100	(2)	
3	Israel	ISR	Balance	1.760	8.950	17.400		28.110	(2)	55.600 Q
			Dynamic	1.390	8.900	17.200		27.490	(3)	
4	Azerbaijan	AZE	Balance	1.530	8.600	16.700	-0.30	26.530	(4)	53.560 Q
			Dynamic	1.430	8.500	17.100		27.030	(4)	
5	Kazakhstan	KAZ	Balance	1.190	8.400	16.200		25.790	(6)	52.360 R1
			Dynamic	2.070	8.300	16.200		26.570	(5)	
6	Bulgaria	BUL	Balance	1.270	8.400	17.300	-1.00	25.970	(5)	51.520
			Dynamic	1.250	8.400	16.900	-1.00	25.550	(6)	

Legend:


D Difficulty **A** Artistry **E** Execution **Pen** Penalty **Q** Qualified for Final **R** Reserve

Timing and Results provided by Tissot



Start List

Start Order	NOC	NOC Code	Name
1	Azerbaijan	AZE	AGHAYEV Sabir ALIYEVA Milana
2	Bulgaria	BUL	KIROVA Ralitsa YANEV Plamen
3	Portugal	POR	FERNANDES Lara HENRIQUES Guilherme
4	Kazakhstan	KAZ	KOTOVA Alissa MATSYMOKHA Illarion
5	Ukraine	UKR	KRYVYTSKA Yevfrosyniia LABUNETS Ivan
6	Israel	ISR	FRIDMAN Yonatan REFAELI Amy



Judges Assignments

Superior Jury	HRISTOVA Nikolina	FIG	President
	PALELLA Marco	FIG	Difficulty Supervisor
	LAUGHON Carisa	FIG	Difficulty Supervisor
	TOMAS Bernardo	FIG	Artistry Supervisor
	MOZES Amir	FIG	Artistry Supervisor
	NIKITINA Irina	FIG	Execution Supervisor
	LEON PRADOS Juan Antonio	FIG	Execution Supervisor

Function	Name	NOC Code
CJP	MAJEWSKA Katarzyna	POL
D1	SANDERS Melanie	GBR
D2	KLOPPENBURG Rudolf	NED
A1	GLUSHKOVA Irina	KAZ
A2	JUNG Albert	GER
A3	BRUGGEMAN Kim	BEL
A4	OGANDO DURAN Gonzalo	ESP
A5	IVANOV Nikolay	BUL
A6	SHARAPAYEU Siarhei	AUS
E1	GERSHGOREN Keren	ISR
E2	NIEMI Janina	FIN
E3	THOMAS Sarah	USA
E4	SILVA Victor	POR
E5	SHEN Hongwei	CHN
E6	SABERZANOVA Alla	UKR
Line Judge	HODGSON Caroline	GBR
Time Judge	HODGSON Caroline	GBR

Reserves

Control Number	Name	NOC Code
R1	AHMADOVA Durdana	AZE

Legend:

CJP Chair of Judges' Panel


Ax Artistic Judges (x=1-6)

Dx Difficulty Judges (x=1-2)

Ex Execution Judges (x=1-6)


Rx Reserve Judge

Timing and Results provided by Tissot



Start List

Start Order	NOC	NOC Code	Name
1	Portugal	POR	FERNANDES Lara HENRIQUES Guilherme
2	Bulgaria	BUL	KIROVA Ralitsa YANEV Plamen
3	Azerbaijan	AZE	AGHAYEV Sabir ALIYEVA Milana
4	Kazakhstan	KAZ	KOTOVA Alissa MATSYMOKHA Illarion
5	Ukraine	UKR	KRYVYTSKA Yevfrosyniia LABUNETS Ivan
6	Israel	ISR	FRIDMAN Yonatan REFAELI Amy



Judges Assignments

Superior Jury	HRISTOVA Nikolina	FIG	President
	PALELLA Marco	FIG	Difficulty Supervisor
	LAUGHON Carisa	FIG	Difficulty Supervisor
	TOMAS Bernardo	FIG	Artistry Supervisor
	MOZES Amir	FIG	Artistry Supervisor
	NIKITINA Irina	FIG	Execution Supervisor
	LEON PRADOS Juan Antonio	FIG	Execution Supervisor

Function	Name	NOC Code
CJP	MAJEWSKA Katarzyna	POL
D1	SANDERS Melanie	GBR
D2	KLOPPENBURG Rudolf	NED
A1	SABERZANOVA Alla	UKR
A2	SHEN Hongwei	CHN
A3	THOMAS Sarah	USA
A4	SILVA Victor	POR
A5	AHMADOVA Durdana	AZE
A6	NIEMI Janina	FIN
E1	GERSHGOREN Keren	ISR
E2	BRUGGEMAN Kim	BEL
E3	SHARAPAYEU Siarhei	AUS
E4	GLUSHKOVA Irina	KAZ
E5	JUNG Albert	GER
E6	OGANDO DURAN Gonzalo	ESP
Line Judge	HODGSON Caroline	GBR
Time Judge	HODGSON Caroline	GBR

Reserves

Control Number	Name	NOC Code
R1	IVANOV Nikolay	BUL

Legend:

CJP Chair of Judges' Panel **Ax** Artistic Judges (x=1-6) **Dx** Difficulty Judges (x=1-2) **Ex** Execution Judges (x=1-6) **Rx** Reserve Judge

Timing and Results provided by Tissot



AEROBIC GYMNASTICS

RESULTS BOOK

TABLE OF CONTENTS




3	Aerobic Gymnastics	68
3.1	Table of Contents	69
3.2	Competition Schedule	73
3.3	Number of Entries by NOC	74
3.4	Entry List by NOC	75
3.5	Medallists by Event	78
3.6	Medal Standings	80
3.7	Aerobic Dance	81
3.7.1	Results Summary	82
3.7.2	Medallists	83
3.7.3	Final	84
3.7.3.1	Start List	84
3.7.3.2	Judges Assignments	86
3.7.3.3	Results	87
3.7.4	Qualification	88
3.7.4.1	Start List	88
3.7.4.2	Judges Assignments	90
3.7.4.3	Results	91
3.8	Trio	92
3.8.1	Results Summary	93
3.8.2	Medallists	94
3.8.3	Final	95
3.8.3.1	Start List	95
3.8.3.2	Judges Assignments	96
3.8.3.3	Results	97
3.8.4	Qualification	98
3.8.4.1	Start List	98
3.8.4.2	Judges Assignments	99
3.8.4.3	Results	100
3.9	Group	101
3.9.1	Results Summary	102
3.9.2	Medallists	103
3.9.3	Final	104
3.9.3.1	Start List	104
3.9.3.2	Judges Assignments	105
3.9.3.3	Results	106
3.9.4	Qualification	107

RESULTS BOOK

TABLE OF CONTENTS


3.9.4.1	Start List	107
3.9.4.2	Judges Assignments	108
3.9.4.3	Results	109
3.10	Mixed Pairs	110
3.10.1	Results Summary	111
3.10.2	Medallists	112
3.10.3	Final	113
3.10.3.1	Start List	113
3.10.3.2	Judges Assignments	114
3.10.3.3	Results	115
3.10.4	Qualification	116
3.10.4.1	Start List	116
3.10.4.2	Judges Assignments	117
3.10.4.3	Results	118



Competition Schedule

As of 14 AUG 2025


Date	Start Time	Event	
FRI 15 AUG	13:45	Mixed Pairs	Qualification
	14:45	Group	Qualification
	19:03	Mixed Pairs	Final
	19:25	Group	Final
SAT 16 AUG	13:45	Aerobic Dance	Qualification
	14:30	Trio	Qualification
	19:18	Aerobic Dance	Final
	19:40	Trio	Final



Number of Entries by NOC

As of 14 AUG 2025

NOC	Number of Gymnasts		
	Men	Women	Total
AUS - Australia		8	8
AZE - Azerbaijan	1	1	2
BRA - Brazil	1	1	2
BUL - Bulgaria	2	1	3
CHN - People's Republic of China	7	5	12
ESP - Spain	4	1	5
FRA - France	2	3	5
HUN - Hungary	2	6	8
ITA - Italy	5	7	12
JPN - Japan	1	1	2
KOR - Republic of Korea	6	2	8
ROU - Romania	6	4	10
UKR - Ukraine	1	1	2
VIE - Vietnam	2	1	3
Total: 14	40	42	82



Entry List by NOC


REVISED

16 AUG 11:41

As of 16 AUG 2025

NOC	Name	Gender	FIG License Number	Event Code	Date of Birth
AUS - Australia					
	BRATANAVICIUS Tahnee	Female	62884	Dance	11 MAR 1999
	CONTI Ruby	Female	45567	Dance	21 APR 2006
	FEAVER Olivia	Female	32750	Dance	4 MAY 1998
	KING Sophie	Female	55192	Dance	25 AUG 2002
	MEMBREY Lucy	Female	51366	Dance	12 NOV 2001
	ROYLE Madeleine	Female	62813	Dance	10 MAR 1999
	SALOMON Mia	Female	62812	Dance	16 OCT 2004
	SELVARAJOO Roisin	Female	59446	Dance	11 FEB 1999
AZE - Azerbaijan					
	DOLMATOV Vladimir	Male	29212	MxP	29 JAN 1995
	MUSTAFAYEVA Madina	Female	46091	MxP	4 JUN 2001
BRA - Brazil					
	BARBOSA Lucas	Male	21031	MxP	4 JUL 1994
	SILVA Tamires	Female	21028	MxP	14 NOV 1998
BUL - Bulgaria					
	IVANOVA Borislava	Female	35693	Trio	3 DEC 2004
	MANOLOV Hristo	Male	35628	Trio	30 SEP 2004
	PAPAZOV Antonio	Male	15287	Trio	1 JUN 1997
CHN - People's Republic of China					
	CHEN Hongji	Female	65475	Dance	9 DEC 2002
	FAN Siwei	Male	60657	Group, Trio	15 AUG 2001
	FENG Lei	Female	47122	Group	17 DEC 2001
	HE Yushu	Female	63529	Dance	30 AUG 2003
	HUANG Chengkai	Female	36073	Dance	19 OCT 1996
	LIANG Weijun	Male	63525	Dance	1 APR 2003
	LIANG Wenjie	Male	60518	Group	6 JUL 2002
	TENG Hao	Male	60520	Dance, Group	3 AUG 2002
	TUO Shuyi	Female	47203	Dance	16 MAY 2003
	WANG Zhenhao	Male	62435	Trio	26 OCT 2002
	XU Tong	Male	62433	Dance, Group	23 JAN 2002
	ZHANG Qingzhou	Male	62429	Dance, Trio	10 FEB 2000
ESP - Spain					
	GUILLEM DOMENECH Carles	Male	47508	Group	25 SEP 2007
	MANE Miquel	Male	33470	Group	30 JAN 2003
	TORO Raul	Male	55002	Group	15 APR 2007
	VIDAL Sonia	Female	38578	Group	8 APR 2005
	VIGUER Nacho	Male	44513	Group	28 JAN 2006

Timing and Results provided by Tissot




Entry List by NOC

REVISED

16 AUG 11:41

As of 16 AUG 2025

NOC	Name	Gender	FIG License Number	Event Code	Date of Birth
FRA - France					
	JONDA Clea	Female	54934	Group	3 JAN 2007
	LAVIGNE Wilfrid	Male	58286	Group	29 APR 1994
	LENCLOS Maelys	Female	40502	Group, Trio	2 AUG 2004
	LESTRUHAUT Clara	Female	38334	Group, Trio	2 JUN 2003
	SOARES Robin	Male	54946	Group, Trio	14 APR 2007
HUN - Hungary					
	FEJER Fruzsina	Female	35322	Dance, Group	23 JAN 2004
	GODA Kamilla	Female	34454	Dance	13 FEB 2003
	HIMMEL Tunde	Female	44087	Dance, Group	23 MAY 2006
	KONIG Antonia	Female	51302	Dance, Group	30 AUG 2006
	LOCSEI Zoltan	Male	34355	Dance, Group	18 NOV 1995
	MAKRANSZKI Anna	Female	24372	Dance	26 FEB 2001
	MIKULECZ Andras Agoston	Male	38380	Dance, Group	24 APR 2005
	RUZICKSKA Vanessza	Female	29379	Dance	26 SEP 2002
ITA - Italy					
	ALIGHIERI Nicole	Female	52453	Dance	20 AUG 2004
	CIURLANTI Arianna	Female	32482	Dance	27 FEB 2003
	COLNAGO Andrea	Male	42219	Dance	31 AUG 2004
	CUTINI Sara	Female	42031	Group, Trio	5 JUN 2002
	FALERA Matteo	Male	42033	Group, MxP	20 MAR 2001
	FRIGENI Giorgia	Female	34380	Dance	5 JUL 2003
	MARRAS Elisa	Female	42226	Dance	23 JUN 2004
	NACCI Davide	Male	32602	Group, Trio	15 FEB 2000
	PATTERI Marcello	Male	29579	Dance, Group	22 JUN 1999
	PETTINARI Alice	Female	42217	Dance	8 APR 2004
	REXHEPI Lucrezia	Female	42327	Dance, MxP	10 MAY 2004
	SEBASTIO Francesco	Male	32603	Group, Trio	19 FEB 2001
JPN - Japan					
	KITAZUME Riri	Female	15101	MxP	21 FEB 1998
	SAITO Mizuki	Male	14790	MxP	1 OCT 1996



Entry List by NOC

REVISED

16 AUG 11:41

As of 16 AUG 2025


NOC	Name	Gender	FIG License Number	Event Code	Date of Birth
KOR - Republic of Korea					
	JEONG Sungchan	Male	56475	Dance	14 SEP 2005
	JUNG Sungbo	Male	42137	Dance	2 MAR 2003
	KIM Eungsoo	Male	16720	Dance	7 OCT 1990
	KIM Hyeogjin	Male	25137	Dance	17 JAN 1998
	KIM Minhyeok	Male	25154	Dance	16 FEB 2000
	KOH Eunbyeol	Female	16730	Dance	1 DEC 1995
	LEE Junkyu	Male	17722	Dance	22 NOV 1991
	PARK Hyewon	Female	48641	Dance	11 NOV 2004
ROU - Romania					
	ALEXE Raisa	Female	47526	Dance	5 JUN 2007
	BOLDEA Madalin	Male	46297	Dance, MxP	25 NOV 2005
	BRANDA Darius	Male	44185	Dance, Group	12 OCT 2004
	DRAGOMIR Mara	Female	47461	Dance, MxP	17 FEB 2006
	MANTA Leonard	Male	35671	Group, Trio	15 AUG 2004
	POPA Vladut	Male	44187	Group	30 OCT 2005
	RISTEA Claudia	Female	41512	Dance, Group, Trio	21 MAR 2005
	SUIU Larisa	Female	41348	Dance	3 FEB 2005
	SURDU Antonio	Male	44574	Dance	25 MAY 2003
	TAVOC Daniel	Male	43939	Dance, Group, Trio	21 FEB 2003
UKR - Ukraine					
	HALAIDA Stanislav	Male	34337	MxP	19 SEP 2003
	KURASHVILI Anastasiia	Female	32727	MxP	25 DEC 2003
VIE - Vietnam					
	HOANG Gia Bao	Male	41387	Trio	14 FEB 2004
	NGUYEN Che Thanh	Male	34865	Trio	1 OCT 2000
	PHAN Thi Uyen Nhi	Female	55821	Trio	28 APR 2007

Legend:

MxP Mixed Pair

REVISED Team composition of Bulgaria in Trio has been corrected


Timing and Results provided by Tissot



Medallists by Event

As of 16 AUG 2025 at 20:01
AFTER 4 OF 4 EVENTS

Event Name	Date	Medal	Name	NOC Code
Mixed Pairs	FRI 15 AUG	GOLD	KITAZUME Riri SAITO Mizuki	JPN
		SILVER	DOLMATOV Vladimir MUSTAFAYEVA Madina	AZE
		BRONZE	KURASHVILI Anastasiia HALAIDA Stanislav	UKR
Group	FRI 15 AUG	GOLD	FAN Siwei FENG Lei LIANG Wenjie TENG Hao XU Tong	CHN
		SILVER	PATTERI Marcello NACCI Davide SEBASTIO Francesco FALERA Matteo CUTINI Sara	ITA
		BRONZE	MANTA Leonard TAVOC Daniel BRANDA Darius POPA Vladut RISTEA Claudia	ROU



Medallists by Event

As of 16 AUG 2025 at 20:01
AFTER 4 OF 4 EVENTS

Event Name	Date	Medal	Name	NOC Code
Aerobic Dance	SAT 16 AUG	GOLD	KONIG Antonia LOCSEI Zoltan FEJER Fruzsina MAKRANSZKI Anna RUZICKSKA Vanessza HIMMEL Tunde GODA Kamilla MIKULECZ Andras Agoston	HUN
		SILVER	LEE Junkyu KOH Eunbyeol KIM Minhyeok KIM Eungsoo KIM Hyeogjin JUNG Sungbo PARK Hyewon JEONG Sungchan	KOR
		BRONZE	LIANG Weijun HE Yushu CHEN Hongji TUO Shuyi HUANG Chengkai TENG Hao ZHANG Qingzhou XU Tong	CHN
Trio	SAT 16 AUG	GOLD	FAN Siwei ZHANG Qingzhou WANG Zhenhao	CHN
		SILVER	NACCI Davide SEBASTIO Francesco CUTINI Sara	ITA
		BRONZE	MANOLOV Hristo PAPAZOV Antonio IVANOVA Borislava	BUL



Medal Standings

As of 16 AUG 2025 at 20:01
AFTER 4 OF 4 EVENTS

Rank	NOC	Mixed				Open				Total				Rank by Total
		G	S	B	Tot	G	S	B	Tot	G	S	B	Tot	
1	CHN - People's Republic of China					2		1	3	2		1	3	1
2	HUN - Hungary					1			1	1			1	=3
2	JPN - Japan	1			1					1			1	=3
4	ITA - Italy						2		2		2		2	2
5	KOR - Republic of Korea						1		1		1		1	=3
5	AZE - Azerbaijan		1		1						1		1	=3
7	ROU - Romania							1	1			1	1	=3
7	UKR - Ukraine			1	1							1	1	=3
7	BUL - Bulgaria							1	1			1	1	=3
Total:		1	1	1	3	3	3	3	9	4	4	4	12	

Legend:

= Equal sign indicates that two or more NOCs share the same rank by total

B Bronze

G Gold


S Silver

Tot Total



AEROBIC GYMNASTICS


Aerobic Dance



SAT 16 AUG 2025

Results Summary


Rank	Name	NOC Code	Score
Final			
1	Hungary	HUN	17.950
2	Republic of Korea	KOR	17.700
3	People's Republic of China	CHN	17.500
4	Romania	ROU	17.000
Qualification			
5	Italy	ITA	16.950
6	Australia	AUS	16.100



SAT 16 AUG 2025

Medallists

Medal	NOC	Name
GOLD	HUN - Hungary	KONIG Antonia LOCSEI Zoltan FEJER Fruzsina MAKRANSZKI Anna RUZICKSKA Vanessza HIMMEL Tunde GODA Kamilla MIKULECZ Andras Agoston
SILVER	KOR - Republic of Korea	LEE Junkyu KOH Eunbyeol KIM Minhyeok KIM Eungsoo KIM Hyeogjin JUNG Sungbo PARK Hyewon JEONG Sungchan
BRONZE	CHN - People's Republic of China	LIANG Weijun HE Yushu CHEN Hongji TUO Shuyi HUANG Chengkai TENG Hao ZHANG Qingzhou XU Tong




SAT 16 AUG 2025
Start Time 19:18

Start List

Start Order	NOC	NOC Code	Composition
1	Hungary	HUN	KONIG Antonia LOCSEI Zoltan FEJER Fruzsina MAKRANSZKI Anna RUZICKSKA Vanessza HIMMEL Tunde GODA Kamilla MIKULECZ Andras Agoston
2	Romania	ROU	TAVOC Daniel BRANDA Darius SURDU Antonio SUIU Larisa DRAGOMIR Mara ALEXE Raisa RISTEA Claudia BOLDEA Madalin
3	People's Republic of China	CHN	LIANG Weijun HE Yushu CHEN Hongji TUO Shuyi HUANG Chengkai TENG Hao ZHANG Qingzhou XU Tong
4	Republic of Korea	KOR	LEE Junkyu KOH Eunbyeol KIM Minhyeok KIM Eungsoo KIM Hyeogjin JUNG Sungbo PARK Hyewon JEONG Sungchan

Reserves

SAT 16 AUG 2025
Start Time 19:18


Start List

Start Order	NOC	NOC Code	Composition
R1	Italy	ITA	FRIGENI Giorgia PATTERI Marcello CIURLANTI Arianna ALIGHIERI Nicole PETTINARI Alice MARRAS Elisa REXHEPI Lucrezia COLNAGO Andrea

Legend:

Rx Reserve

Timing and Results provided by Tissot



Judges Assignments

Superior Jury	YAGI-KITAGAWA Tammy	FIG	President
	FILLON Jorge Alfredo	FIG	Artistry Supervisor
	STENGL Barbara	FIG	Artistry Supervisor
	BOGUSHEVA Desislava	FIG	Execution Supervisor
	OSKNER Vladislav	FIG	Execution Supervisor

Function	Name	NOC
CJP	KOVACS Judit	HUN
A1	GODARD Caroline	FRA
A2	GREENBAUM Deborah	AUS
A3	dos SANTOS RIBEIRO Mauricio	BRA
A4	HUSEYNOVA Lale	AZE
E1	TAKAHASHI Naoki	JPN
E2	GASTALDI Gloria	ITA
E3	PEREZ SAEZ Cristina	ESP
E4	MAI THI Bich Lam	VIE
Line Judge 1	DRAGAN Alina	ROU
Line Judge 2	ZHANG Zhongyin	CHN
Time Judge	CHOI In Young	KOR


Reserves

Control	Name	NOC
R1	MOKHORT Larysa	UKR
R2	MILANOVA Velislava	BUL

Legend:

CJP Chair of Judges' Panel **Ax** Artistry Judges (x=1-4) **Ex** Execution Judges (x=1-4) **Rx** Reserve Judge (x=1-2)

Timing and Results provided by Tissot




Results

Rank	Name	NOC Code	A Score	E Score	Pen.	Total
1	Hungary	HUN	9.450	8.500		17.950
2	Republic of Korea	KOR	9.350	8.350		17.700
3	People's Republic of China	CHN	9.200	8.300		17.500
4	Romania	ROU	8.950	8.050		17.000


Legend:**A** Artistry **E** Execution **Pen.** Penalty

Timing and Results provided by Tissot




Start List

Start Order	NOC	NOC Code	Composition
1	People's Republic of China	CHN	LIANG Weijun HE Yushu CHEN Hongji TUO Shuyi HUANG Chengkai TENG Hao ZHANG Qingzhou XU Tong
2	Republic of Korea	KOR	LEE Junkyu KOH Eunbyeol KIM Minhyeok KIM Eungsoo KIM Hyeogjin JUNG Sungbo PARK Hyewon JEONG Sungchan
3	Romania	ROU	TAVOC Daniel BRANDA Darius SURDU Antonio SUIU Larisa DRAGOMIR Mara ALEXE Raisa RISTEA Claudia BOLDEA Madalin
4	Hungary	HUN	KONIG Antonia LOCSEI Zoltan FEJER Fruzsina MAKRANSZKI Anna RUZICKSKA Vanessza HIMMEL Tunde GODA Kamilla MIKULECZ Andras Agoston



Start List

Start Order	NOC	NOC Code	Composition
5	Italy	ITA	FRIGENI Giorgia PATTERI Marcello CIURLANTI Arianna ALIGHIERI Nicole PETTINARI Alice MARRAS Elisa REXHEPI Lucrezia COLNAGO Andrea
6	Australia	AUS	BRATANAVICIUS Tahnee MEMBREY Lucy CONTI Ruby KING Sophie SELVARAJOO Roisin FEAVER Olivia SALOMON Mia ROYLE Madeleine



SAT 16 AUG 2025

Judges Assignments

Superior Jury	YAGI-KITAGAWA Tammy	FIG	President
	FILLON Jorge Alfredo	FIG	Artistry Supervisor
	STENGL Barbara	FIG	Artistry Supervisor
	BOGUSHEVA Desislava	FIG	Execution Supervisor
	OSKNER Vladislav	FIG	Execution Supervisor

Function	Name	NOC
CJP	KOVACS Judit	HUN
A1	GASTALDI Gloria	ITA
A2	ZHANG Zhongyin	CHN
A3	GREENBAUM Deborah	AUS
A4	HUSEYNOVA Lale	AZE
E1	TAKAHASHI Naoki	JPN
E2	GODARD Caroline	FRA
E3	DRAGAN Alina	ROU
E4	CHOI In Young	KOR
Line Judge 1	dos SANTOS RIBEIRO Mauricio	BRA
Line Judge 2	MOKHORT Larysa	UKR
Time Judge	MILANOVA Velislava	BUL


Reserves

Control	Name	NOC
R1	MAI THI Bich Lam	VIE
R2	PEREZ SAEZ Cristina	ESP

Legend:

CJP Chair of Judges' Panel **Ax** Artistry Judges (x=1-4) **Ex** Execution Judges (x=1-4) **Rx** Reserve Judge (x=1-2)

Timing and Results provided by Tissot



SAT 16 AUG 2025

Results

Rank	Name	NOC Code	A Score	E Score	Pen.	Total
1	Hungary	HUN	9.250	8.350		17.600 Q
2	Republic of Korea	KOR	9.200	8.350		17.550 Q
3	People's Republic of China	CHN	9.350	8.100		17.450 Q
4	Romania	ROU	8.950	8.050		17.000 Q
5	Italy	ITA	9.000	7.950		16.950 R1
6	Australia	AUS	8.650	7.450		16.100

Legend:


A Artistry **E** Execution **Pen.** Penalty **Q** Qualified for Final **Rx** Reserve

Timing and Results provided by Tissot



AEROBIC GYMNASTICS


Trio



SAT 16 AUG 2025

Results Summary


Rank	Name	NOC Code	Score
Final			
1	People's Republic of China	CHN	20.500
2	Italy	ITA	19.265
3	Bulgaria	BUL	18.965
4	Vietnam	VIE	16.663
Qualification			
5	Romania	ROU	18.663
6	France	FRA	17.539



SAT 16 AUG 2025

Medallists

Medal	NOC	Name
GOLD	CHN - People's Republic of China	FAN Siwei ZHANG Qingzhou WANG Zhenhao
SILVER	ITA - Italy	NACCI Davide SEBASTIO Francesco CUTINI Sara
BRONZE	BUL - Bulgaria	MANOLOV Hristo PAPAZOV Antonio IVANOVA Borislava




SAT 16 AUG 2025
Start Time 19:40

Start List

Start Order	NOC	NOC Code	Composition
1	Italy	ITA	NACCI Davide SEBASTIO Francesco CUTINI Sara
2	Bulgaria	BUL	MANOLOV Hristo PAPAZOV Antonio IVANOVA Borislava
3	Vietnam	VIE	NGUYEN Che Thanh HOANG Gia Bao PHAN Thi Uyen Nhi
4	People's Republic of China	CHN	FAN Siwei ZHANG Qingzhou WANG Zhenhao
Reserves			
R1	Romania	ROU	MANTA Leonard TAVOC Daniel RISTEA Claudia

Legend:
Rx Reserve



SAT 16 AUG 2025

Judges Assignments

Superior Jury	YAGI-KITAGAWA Tammy	FIG	President
	FILLON Jorge Alfredo	FIG	Artistry Supervisor
	STENGL Barbara	FIG	Artistry Supervisor
	BOGUSHEVA Desislava	FIG	Execution Supervisor
	OSKNER Vladislav	FIG	Execution Supervisor
	CASENTINI Maria Cristina	FIG	Difficulty Supervisor
	MACANITA Ana	FIG	Difficulty Supervisor

Function	Name	NOC
CJP	KOVACS Judit	HUN
D1	GREENBAUM Deborah	AUS
D2	DRAGAN Alina	ROU
A1	TAKAHASHI Naoki	JPN
A2	PEREZ SAEZ Cristina	ESP
A3	CHOI In Young	KOR
A4	GASTALDI Gloria	ITA
E1	GODARD Caroline	FRA
E2	dos SANTOS RIBEIRO Mauricio	BRA
E3	HUSEYNOVA Lale	AZE
E4	MOKHORT Larysa	UKR
Line Judge 1	SPINU Cristiana	ROU
Line Judge 2	MILANOVA Velislava	BUL
Time Judge	BALI Daniel	HUN


Reserves

Control	Name	NOC
R1	ZHANG Zhongyin	CHN
R2	MAI THI Bich Lam	VIE

Legend:

CJP Chair of Judges' Panel **Ax** Artistry Judges (x=1-4) **Dx** Difficulty Judges (x=1-2) **Ex** Execution Judges (x=1-4) **Rx** Reserve Judge (x=1-2)

Timing and Results provided by Tissot




Results

Rank	Name	NOC Code	D Score	A Score	E Score	Pen.	Total
1	People's Republic of China	CHN	3.550	9.400	7.550		20.500
2	Italy	ITA	3.315	9.200	6.850	-0.100	19.265
3	Bulgaria	BUL	3.315	9.100	6.550		18.965
4	Vietnam	VIE	2.263	8.600	5.800		16.663

Legend:

D Difficulty **A** Artistry **E** Execution **Pen.** Penalty

Timing and Results provided by Tissot




Start List

REVISED

16 AUG 11:43

Start Order	NOC	NOC Code	Composition
1	Romania	ROU	MANTA Leonard TAVOC Daniel RISTEA Claudia
2	People's Republic of China	CHN	FAN Siwei ZHANG Qingzhou WANG Zhenhao
3	Bulgaria	BUL	MANOLOV Hristo PAPAZOV Antonio IVANOVA Borislava
4	Vietnam	VIE	NGUYEN Che Thanh HOANG Gia Bao PHAN Thi Uyen Nhi
5	Italy	ITA	NACCI Davide SEBASTIO Francesco CUTINI Sara
6	France	FRA	LENCLOS Maelys LESTRUHAUT Clara SOARES Robin

REVISED Team composition of Bulgaria has been corrected



Judges Assignments

Superior Jury	YAGI-KITAGAWA Tammy	FIG	President
	FILLON Jorge Alfredo	FIG	Artistry Supervisor
	STENGL Barbara	FIG	Artistry Supervisor
	BOGUSHEVA Desislava	FIG	Execution Supervisor
	OSKNER Vladislav	FIG	Execution Supervisor
	CASENTINI Maria Cristina	FIG	Difficulty Supervisor
	MACANITA Ana	FIG	Difficulty Supervisor

Function	Name	NOC
CJP	KOVACS Judit	HUN
D1	GREENBAUM Deborah	AUS
D2	DRAGAN Alina	ROU
A1	ZHANG Zhongyin	CHN
A2	GASTALDI Gloria	ITA
A3	HUSEYNOVA Lale	AZE
A4	CHOI In Young	KOR
E1	TAKAHASHI Naoki	JPN
E2	GODARD Caroline	FRA
E3	MAI THI Bich Lam	VIE
E4	PEREZ SAEZ Cristina	ESP
Line Judge 1	MOKHORT Larysa	UKR
Line Judge 2	SPINU Cristiana	ROU
Time Judge	GEALE Natalie	AUS


Reserves

Control	Name	NOC
R1	dos SANTOS RIBEIRO Mauricio	BRA
R2	MILANOVA Velislava	BUL

Legend:

CJP Chair of Judges' Panel **Ax** Artistry Judges (x=1-4) **Dx** Difficulty Judges (x=1-2) **Ex** Execution Judges (x=1-4) **Rx** Reserve Judge (x=1-2)

Timing and Results provided by Tissot



SAT 16 AUG 2025

Results

Rank	Name	NOC Code	D Score	A Score	E Score	Pen.	Total	
1	People's Republic of China	CHN	3.550	9.300	7.400	-0.100	20.150	Q
2	Italy	ITA	3.315	9.150	6.950		19.415	Q
3	Vietnam	VIE	3.105	8.850	6.900		18.855	Q
4	Bulgaria	BUL	3.315	9.050	6.400		18.765	Q
5	Romania	ROU	3.263	8.800	6.600		18.663	R1
6	France	FRA	2.789	8.750	6.000		17.539	

Legend:


D Difficulty **A** Artistry **E** Execution **Pen.** Penalty **Q** Qualified for Final **Rx** Reserve

Timing and Results provided by Tissot



AEROBIC GYMNASTICS


Group



FRI 15 AUG 2025

Results Summary


Rank	Name	NOC Code	Score
Final			
1	People's Republic of China	CHN	20.265
2	Italy	ITA	19.615
3	Romania	ROU	19.163
4	Hungary	HUN	18.855
Qualification			
5	Spain	ESP	18.492
6	France	FRA	17.231



FRI 15 AUG 2025

Medallists

Medal	NOC	Name
GOLD	CHN - People's Republic of China	FAN Siwei FENG Lei LIANG Wenjie TENG Hao XU Tong
SILVER	ITA - Italy	PATTERI Marcello NACCI Davide SEBASTIO Francesco FALERA Matteo CUTINI Sara
BRONZE	ROU - Romania	MANTA Leonard TAVOC Daniel BRANDA Darius POPA Vladut RISTEA Claudia



Start List

REVISED

15 AUG 19:28


Start Order	NOC	NOC Code	Composition
1	Hungary	HUN	KONIG Antonia LOCSEI Zoltan FEJER Fruzsina HIMMEL Tunde MIKULECZ Andras Agoston
2	Romania	ROU	MANTA Leonard TAVOC Daniel BRANDA Darius POPA Vladut RISTEA Claudia
3	People's Republic of China	CHN	FAN Siwei FENG Lei LIANG Wenjie TENG Hao XU Tong
4	Italy	ITA	PATTERI Marcello NACCI Davide SEBASTIO Francesco FALERA Matteo CUTINI Sara
Reserves			
R1	Spain	ESP	VIGUER Nacho VIDAL Sonia GUILLEM DOMENECH Carles TORO Raul MANE Miquel

Legend:

Rx Reserve

REVISED Start order has been updated.

Timing and Results provided by Tissot



FRI 15 AUG 2025

Judges Assignments

Superior Jury	YAGI-KITAGAWA Tammy	FIG	President
	FILLON Jorge Alfredo	FIG	Artistry Supervisor
	STENGL Barbara	FIG	Artistry Supervisor
	BOGUSHEVA Desislava	FIG	Execution Supervisor
	OSKNER Vladislav	FIG	Execution Supervisor
	CASENTINI Maria Cristina	FIG	Difficulty Supervisor
	MACANITA Ana	FIG	Difficulty Supervisor

Function	Name	NOC
CJP	KOVACS Judit	HUN
D1	GREENBAUM Deborah	AUS
D2	DRAGAN Alina	ROU
A1	TAKAHASHI Naoki	JPN
A2	dos SANTOS RIBEIRO Mauricio	BRA
A3	CHOI In Young	KOR
A4	MOKHORT Larysa	UKR
E1	GODARD Caroline	FRA
E2	PEREZ SAEZ Cristina	ESP
E3	HUSEYNOVA Lale	AZE
E4	MAI THI Bich Lam	VIE
Line Judge 1	GASTALDI Gloria	ITA
Line Judge 2	SPINU Cristiana	ROU
Time Judge	BALI Daniel	HUN


Reserves

Control	Name	NOC
R1	MILANOVA Velislava	BUL
R2	ZHANG Zhongyin	CHN

Legend:

CJP Chair of Judges' Panel **Ax** Artistry Judges (x=1-4) **Dx** Difficulty Judges (x=1-2) **Ex** Execution Judges (x=1-4) **Rx** Reserve Judge (x=1-2)

Timing and Results provided by Tissot




FRI 15 AUG 2025

Results

Rank	Name	NOC Code	D Score	A Score	E Score	Pen.	Total
1	People's Republic of China	CHN	3.315	9.450	7.500		20.265
2	Italy	ITA	3.315	9.150	7.150		19.615
3	Romania	ROU	3.263	8.950	6.950		19.163
4	Hungary	HUN	3.105	9.100	6.650		18.855


Legend:**D** Difficulty **A** Artistry **E** Execution **Pen.** Penalty

Timing and Results provided by Tissot



Start List

Start Order	NOC	NOC Code	Composition
1	Romania	ROU	MANTA Leonard TAVOC Daniel BRANDA Darius POPA Vladut RISTEA Claudia
2	France	FRA	LENCLOS Maelys LESTRUHAUT Clara JONDA Clea SOARES Robin LAVIGNE Wilfrid
3	Spain	ESP	VIGUER Nacho VIDAL Sonia GUILLEM DOMENECH Carles TORO Raul MANE Miquel
4	Italy	ITA	PATTERI Marcello NACCI Davide SEBASTIO Francesco FALERA Matteo CUTINI Sara
5	People's Republic of China	CHN	FAN Siwei FENG Lei LIANG Wenjie TENG Hao XU Tong
6	Hungary	HUN	KONIG Antonia LOCSEI Zoltan FEJER Fruzsina HIMMEL Tunde MIKULECZ Andras Agoston



FRI 15 AUG 2025

Judges Assignments

Superior Jury	YAGI-KITAGAWA Tammy	FIG	President
	FILLON Jorge Alfredo	FIG	Artistry Supervisor
	STENGL Barbara	FIG	Artistry Supervisor
	BOGUSHEVA Desislava	FIG	Execution Supervisor
	OSKNER Vladislav	FIG	Execution Supervisor
	CASENTINI Maria Cristina	FIG	Difficulty Supervisor
	MACANITA Ana	FIG	Difficulty Supervisor

Function	Name	NOC
CJP	KOVACS Judit	HUN
D1	GREENBAUM Deborah	AUS
D2	DRAGAN Alina	ROU
A1	GODARD Caroline	FRA
A2	ZHANG Zhongyin	CHN
A3	HUSEYNOVA Lale	AZE
A4	PEREZ SAEZ Cristina	ESP
E1	GASTALDI Gloria	ITA
E2	TAKAHASHI Naoki	JPN
E3	MAI THI Bich Lam	VIE
E4	dos SANTOS RIBEIRO Mauricio	BRA
Line Judge 1	MOKHORT Larysa	UKR
Line Judge 2	SPINU Cristiana	ROU
Time Judge	BALI Daniel	HUN


Reserves

Control	Name	NOC
R1	CHOI In Young	KOR
R2	MILANOVA Velislava	BUL

Legend:

CJP Chair of Judges' Panel **Ax** Artistry Judges (x=1-4) **Dx** Difficulty Judges (x=1-2) **Ex** Execution Judges (x=1-4) **Rx** Reserve Judge (x=1-2)

Timing and Results provided by Tissot



FRI 15 AUG 2025

Results

Rank	Name	NOC Code	D Score	A Score	E Score	Pen.	Total	
1	People's Republic of China	CHN	3.315	9.350	7.150		19.815	Q
2	Italy	ITA	3.315	9.050	6.850		19.215	Q
3	Hungary	HUN	3.105	9.050	6.700		18.855	Q
4	Romania	ROU	3.263	8.800	6.450		18.513	Q
5	Spain	ESP	2.842	9.000	6.650		18.492	R1
6	France	FRA	2.631	8.600	6.000		17.231	

Legend:


D Difficulty **A** Artistry **E** Execution **Pen.** Penalty **Q** Qualified for Final **Rx** Reserve

Timing and Results provided by Tissot



AEROBIC GYMNASTICS


Mixed Pairs



FRI 15 AUG 2025

Results Summary


	Rank	Name	NOC Code	Score
Final				
	1	Japan	JPN	20.150
	2	Azerbaijan	AZE	19.750
	3	Ukraine	UKR	18.900
	4	Italy	ITA	17.400
Qualification				
	5	Brazil	BRA	17.550
	6	Romania	ROU	16.200



FRI 15 AUG 2025

Medallists

Medal	NOC	Name
GOLD	JPN - Japan	KITAZUME Riri SAITO Mizuki
SILVER	AZE - Azerbaijan	DOLMATOV Vladimir MUSTAFAYEVA Madina
BRONZE	UKR - Ukraine	KURASHVILI Anastasiia HALAIDA Stanislav




FRI 15 AUG 2025
Start Time 19:03

Start List

Start Order	NOC	NOC Code	Composition
1	Japan	JPN	KITAZUME Riri SAITO Mizuki
2	Ukraine	UKR	KURASHVILI Anastasiia HALAIDA Stanislav
3	Azerbaijan	AZE	DOLMATOV Vladimir MUSTAFAYEVA Madina
4	Italy	ITA	FALERA Matteo REXHEPI Lucrezia
Reserves			
R1	Brazil	BRA	BARBOSA Lucas SILVA Tamires

Legend:
Rx Reserve



FRI 15 AUG 2025

Judges Assignments

Superior Jury	YAGI-KITAGAWA Tammy	FIG	President
	FILLON Jorge Alfredo	FIG	Artistry Supervisor
	STENGL Barbara	FIG	Artistry Supervisor
	BOGUSHEVA Desislava	FIG	Execution Supervisor
	OSKNER Vladislav	FIG	Execution Supervisor
	CASENTINI Maria Cristina	FIG	Difficulty Supervisor
	MACANITA Ana	FIG	Difficulty Supervisor

Function	Name	NOC
CJP	KOVACS Judit	HUN
D1	GREENBAUM Deborah	AUS
D2	DRAGAN Alina	ROU
A1	GODARD Caroline	FRA
A2	PEREZ SAEZ Cristina	ESP
A3	MAI THI Bich Lam	VIE
A4	TAKAHASHI Naoki	JPN
E1	ZHANG Zhongyin	CHN
E2	CHOI In Young	KOR
E3	dos SANTOS RIBEIRO Mauricio	BRA
E4	MILANOVA Velislava	BUL
Line Judge 1	MOKHORT Larysa	UKR
Line Judge 2	SPINU Cristiana	ROU
Time Judge	GEALE Natalie	AUS


Reserves

Control	Name	NOC
R1	GASTALDI Gloria	ITA
R2	HUSEYNOVA Lale	AZE

Legend:

CJP Chair of Judges' Panel **Ax** Artistry Judges (x=1-4) **Dx** Difficulty Judges (x=1-2) **Ex** Execution Judges (x=1-4) **Rx** Reserve Judge (x=1-2)

Timing and Results provided by Tissot




Results

Rank	Name	NOC Code	D Score	A Score	E Score	Pen.	Total
1	Japan	JPN	3.100	9.100	7.950		20.150
2	Azerbaijan	AZE	2.850	9.250	7.650		19.750
3	Ukraine	UKR	3.150	8.750	7.000		18.900
4	Italy	ITA	2.700	8.450	6.250		17.400

Legend:**D** Difficulty **A** Artistry **E** Execution **Pen.** Penalty


Timing and Results provided by Tissot



FRI 15 AUG 2025
Start Time 13:45

Start List

Start Order	NOC	NOC Code	Composition
1	Ukraine	UKR	KURASHVILI Anastasiia HALAIDA Stanislav
2	Brazil	BRA	BARBOSA Lucas SILVA Tamires
3	Romania	ROU	DRAGOMIR Mara BOLDEA Madalin
4	Italy	ITA	FALERA Matteo REXHEPI Lucrezia
5	Japan	JPN	KITAZUME Riri SAITO Mizuki
6	Azerbaijan	AZE	DOLMATOV Vladimir MUSTAFAYEVA Madina



Judges Assignments

Superior Jury	YAGI-KITAGAWA Tammy	FIG	President
	FILLON Jorge Alfredo	FIG	Artistry Supervisor
	STENGL Barbara	FIG	Artistry Supervisor
	BOGUSHEVA Desislava	FIG	Execution Supervisor
	OSKNER Vladislav	FIG	Execution Supervisor
	CASENTINI Maria Cristina	FIG	Difficulty Supervisor
	MACANITA Ana	FIG	Difficulty Supervisor

Function	Name	NOC
CJP	KOVACS Judit	HUN
D1	GREENBAUM Deborah	AUS
D2	DRAGAN Alina	ROU
A1	GASTALDI Gloria	ITA
A2	GODARD Caroline	FRA
A3	CHOI In Young	KOR
A4	MAI THI Bich Lam	VIE
E1	TAKAHASHI Naoki	JPN
E2	ZHANG Zhongyin	CHN
E3	HUSEYNOVA Lale	AZE
E4	dos SANTOS RIBEIRO Mauricio	BRA
Line Judge 1	MILANOVA Velislava	BUL
Line Judge 2	SPINU Cristiana	ROU
Time Judge	GEALE Natalie	AUS


Reserves

Control	Name	NOC
R1	PEREZ SAEZ Cristina	ESP
R2	MOKHORT Larysa	UKR

Legend:

CJP Chair of Judges' Panel **Ax** Artistry Judges (x=1-4) **Dx** Difficulty Judges (x=1-2) **Ex** Execution Judges (x=1-4) **Rx** Reserve Judge (x=1-2)

Timing and Results provided by Tissot



FRI 15 AUG 2025

Results

Rank	Name	NOC Code	D Score	A Score	E Score	Pen.	Total	
1	Japan	JPN	3.100	9.000	7.750		19.850	Q
2	Azerbaijan	AZE	2.850	9.200	7.400		19.450	Q
3	Italy	ITA	3.100	8.900	7.000		19.000	Q
4	Ukraine	UKR	3.200	8.700	7.000		18.900	Q
5	Brazil	BRA	2.700	8.550	6.300		17.550	R1
6	Romania	ROU	2.200	8.300	5.700		16.200	

Legend:

D Difficulty **A** Artistry **E** Execution **Pen.** Penalty **Q** Qualified for Final **Rx** Reserve

Timing and Results provided by Tissot



TWG
2025
CHENGDU



ARCHERY

RESULTS BOOK

TABLE OF CONTENTS



4	Archery	117
4.1	Table of Contents	118
4.2	Competition Schedule	131
4.3	Records	133
4.4	Number of Entries by NOC	134
4.5	Entry List by NOC	135
4.6	Daily Schedule	138
4.6.1	Daily Schedule - 8 Aug 2025	138
4.6.2	Daily Schedule - 9 Aug 2025	140
4.6.3	Daily Schedule - 12 Aug 2025	141
4.6.4	Daily Schedule - 13 Aug 2025	142
4.6.5	Daily Schedule - 15 Aug 2025	143
4.6.6	Daily Schedule - 16 Aug 2025	144
4.7	Medallists by Event	145
4.8	Medal Standings	146
4.9	Men's Barebow	147
4.9.1	Entry List by Event	148
4.9.2	Brackets - Final Rounds (Individual)	149
4.9.3	Medallists	150
4.9.4	Finals	151
4.9.4.1	Bronze Medal Match #123	151
4.9.4.1.1	Start List	151
4.9.4.1.2	Match Results - Individual	152
4.9.4.2	Gold Medal Match #124	153
4.9.4.2.1	Start List	153
4.9.4.2.2	Match Results - Individual	154
4.9.5	Semifinals	155
4.9.5.1	Match #121	155
4.9.5.1.1	Start List	155
4.9.5.1.2	Match Results - Individual	156
4.9.5.2	Match #122	157
4.9.5.2.1	Start List	157
4.9.5.2.2	Match Results - Individual	158
4.9.6	Elimination - Group B	159
4.9.6.1	Match #110	159
4.9.6.1.1	Start List	159
4.9.6.1.2	Match Results - Individual	160

RESULTS BOOK

TABLE OF CONTENTS

4.9.6.2	Match #112	161
4.9.6.2.1	Start List	161
4.9.6.2.2	Match Results - Individual	162
4.9.6.3	Match #114	163
4.9.6.3.1	Start List	163
4.9.6.3.2	Match Results - Individual	164
4.9.6.4	Match #116	165
4.9.6.4.1	Start List	165
4.9.6.4.2	Match Results - Individual	166
4.9.7	Elimination - Group A	167
4.9.7.1	Match #109	167
4.9.7.1.1	Start List	167
4.9.7.1.2	Match Results - Individual	168
4.9.7.2	Match #111	169
4.9.7.2.1	Start List	169
4.9.7.2.2	Match Results - Individual	170
4.9.7.3	Match #113	171
4.9.7.3.1	Start List	171
4.9.7.3.2	Match Results - Individual	172
4.9.7.4	Match #115	173
4.9.7.4.1	Start List	173
4.9.7.4.2	Match Results - Individual	174
4.9.8	Exhibition Match	175
4.9.8.1	Exhibition Match #108	175
4.9.8.1.1	Start List	175
4.9.8.1.2	Match Results - Individual	176
4.9.9	Qualification	177
4.9.9.1	Unmarked	177
4.9.9.1.1	Start List	177
4.9.9.1.2	Results - Individual	178
4.9.9.2	Marked	179
4.9.9.2.1	Start List	179
4.9.9.2.2	Results - Individual	180
4.10	Men's Compound	181
4.10.1	Entry List by Event	182
4.10.2	Brackets - Elimination Round (Individual)	183
4.10.3	Brackets - Final Rounds (Individual)	184
4.10.4	Medallists	185
4.10.5	Finals	186
4.10.5.1	Bronze Medal Match #71	186
4.10.5.1.1	Start List	186
4.10.5.1.2	Match Results - Individual	187
4.10.5.2	Gold Medal Match #72	188
4.10.5.2.1	Start List	188

RESULTS BOOK

TABLE OF CONTENTS

4.10.5.2.2	Match Results - Individual	189
4.10.6	Semifinals	190
4.10.6.1	Match #69	190
4.10.6.1.1	Start List	190
4.10.6.1.2	Match Results - Individual	191
4.10.6.2	Match #70	192
4.10.6.2.1	Start List	192
4.10.6.2.2	Match Results - Individual	193
4.10.7	Quarterfinals	194
4.10.7.1	Match #65	194
4.10.7.1.1	Start List	194
4.10.7.1.2	Match Results - Individual	195
4.10.7.2	Match #66	196
4.10.7.2.1	Start List	196
4.10.7.2.2	Match Results - Individual	197
4.10.7.3	Match #67	198
4.10.7.3.1	Start List	198
4.10.7.3.2	Match Results - Individual	199
4.10.7.4	Match #68	200
4.10.7.4.1	Start List	200
4.10.7.4.2	Match Results - Individual	201
4.10.8	Round of 16	202
4.10.8.1	Match #33	202
4.10.8.1.1	Start List	202
4.10.8.1.2	Match Results - Individual	203
4.10.8.2	Match #34	204
4.10.8.2.1	Start List	204
4.10.8.2.2	Match Results - Individual	205
4.10.8.3	Match #35	206
4.10.8.3.1	Start List	206
4.10.8.3.2	Match Results - Individual	207
4.10.8.4	Match #36	208
4.10.8.4.1	Start List	208
4.10.8.4.2	Match Results - Individual	209
4.10.8.5	Match #37	210
4.10.8.5.1	Start List	210
4.10.8.5.2	Match Results - Individual	211
4.10.8.6	Match #38	212
4.10.8.6.1	Start List	212
4.10.8.6.2	Match Results - Individual	213
4.10.8.7	Match #39	214
4.10.8.7.1	Start List	214
4.10.8.7.2	Match Results - Individual	215
4.10.8.8	Match #40	216

RESULTS BOOK

TABLE OF CONTENTS

4.10.8.8.1	Start List	216
4.10.8.8.2	Match Results - Individual	217
4.10.9	Round of 32	218
4.10.9.1	Match #18	218
4.10.9.1.1	Start List	218
4.10.9.1.2	Match Results - Individual	219
4.10.9.2	Match #19	220
4.10.9.2.1	Start List	220
4.10.9.2.2	Match Results - Individual	221
4.10.9.3	Match #20	222
4.10.9.3.1	Start List	222
4.10.9.3.2	Match Results - Individual	223
4.10.9.4	Match #22	224
4.10.9.4.1	Start List	224
4.10.9.4.2	Match Results - Individual	225
4.10.9.5	Match #23	226
4.10.9.5.1	Start List	226
4.10.9.5.2	Match Results - Individual	227
4.10.9.6	Match #26	228
4.10.9.6.1	Start List	228
4.10.9.6.2	Match Results - Individual	229
4.10.9.7	Match #27	230
4.10.9.7.1	Start List	230
4.10.9.7.2	Match Results - Individual	231
4.10.9.8	Match #29	232
4.10.9.8.1	Start List	232
4.10.9.8.2	Match Results - Individual	233
4.10.9.9	Match #30	234
4.10.9.9.1	Start List	234
4.10.9.9.2	Match Results - Individual	235
4.10.9.10	Match #31	236
4.10.9.10.1	Start List	236
4.10.9.10.2	Match Results - Individual	237
4.10.10	Qualification	238
4.10.10.1	Start List	238
4.10.10.2	Results - Individual	239
4.11	Men's Recurve	240
4.11.1	Entry List by Event	241
4.11.2	Brackets - Final Rounds (Individual)	242
4.11.3	Medallists	243
4.11.4	Finals	244
4.11.4.1	Bronze Medal Match #97	244
4.11.4.1.1	Start List	244
4.11.4.1.2	Match Results - Individual	245

RESULTS BOOK

TABLE OF CONTENTS

4.11.4.2	Gold Medal Match #98	246
4.11.4.2.1	Start List	246
4.11.4.2.2	Match Results - Individual	247
4.11.5	Semifinals	248
4.11.5.1	Match #95	248
4.11.5.1.1	Start List	248
4.11.5.1.2	Match Results - Individual	249
4.11.5.2	Match #96	250
4.11.5.2.1	Start List	250
4.11.5.2.2	Match Results - Individual	251
4.11.6	Elimination - Group B	252
4.11.6.1	Match #84	252
4.11.6.1.1	Start List	252
4.11.6.1.2	Match Results - Individual	253
4.11.6.2	Match #86	254
4.11.6.2.1	Start List	254
4.11.6.2.2	Match Results - Individual	255
4.11.6.3	Match #88	256
4.11.6.3.1	Start List	256
4.11.6.3.2	Match Results - Individual	257
4.11.6.4	Match #90	258
4.11.6.4.1	Start List	258
4.11.6.4.2	Match Results - Individual	259
4.11.7	Elimination - Group A	260
4.11.7.1	Match #83	260
4.11.7.1.1	Start List	260
4.11.7.1.2	Match Results - Individual	261
4.11.7.2	Match #85	262
4.11.7.2.1	Start List	262
4.11.7.2.2	Match Results - Individual	263
4.11.7.3	Match #87	264
4.11.7.3.1	Start List	264
4.11.7.3.2	Match Results - Individual	265
4.11.7.4	Match #89	266
4.11.7.4.1	Start List	266
4.11.7.4.2	Match Results - Individual	267
4.11.8	Exhibition Match	268
4.11.8.1	Exhibition Match #82	268
4.11.8.1.1	Start List	268
4.11.8.1.2	Match Results - Individual	269
4.11.9	Qualification	270
4.11.9.1	Unmarked	270
4.11.9.1.1	Start List	270
4.11.9.1.2	Results - Individual	271

RESULTS BOOK

TABLE OF CONTENTS

4.11.9.2	Marked	272
4.11.9.2.1	Start List	272
4.11.9.2.2	Results - Individual	273
4.12	Women's Barebow	274
4.12.1	Entry List by Event	275
4.12.2	Brackets - Final Rounds (Individual)	276
4.12.3	Medallists	277
4.12.4	Finals	278
4.12.4.1	Bronze Medal Match #119	278
4.12.4.1.1	Start List	278
4.12.4.1.2	Match Results - Individual	279
4.12.4.2	Gold Medal Match #120	280
4.12.4.2.1	Start List	280
4.12.4.2.2	Match Results - Individual	281
4.12.5	Semifinals	282
4.12.5.1	Match #117	282
4.12.5.1.1	Start List	282
4.12.5.1.2	Match Results - Individual	283
4.12.5.2	Match #118	284
4.12.5.2.1	Start List	284
4.12.5.2.2	Match Results - Individual	285
4.12.6	Elimination - Group B	286
4.12.6.1	Match #103	286
4.12.6.1.1	Start List	286
4.12.6.1.2	Match Results - Individual	287
4.12.6.2	Match #105	288
4.12.6.2.1	Start List	288
4.12.6.2.2	Match Results - Individual	289
4.12.6.3	Match #107	290
4.12.6.3.1	Start List	290
4.12.6.3.2	Match Results - Individual	291
4.12.7	Elimination - Group A	292
4.12.7.1	Match #100	292
4.12.7.1.1	Start List	292
4.12.7.1.2	Match Results - Individual	293
4.12.7.2	Match #102	294
4.12.7.2.1	Start List	294
4.12.7.2.2	Match Results - Individual	295
4.12.7.3	Match #104	296
4.12.7.3.1	Start List	296
4.12.7.3.2	Match Results - Individual	297
4.12.7.4	Match #106	298
4.12.7.4.1	Start List	298
4.12.7.4.2	Match Results - Individual	299

RESULTS BOOK

TABLE OF CONTENTS

4.12.8	Exhibition Match	300
4.12.8.1	Exhibition Match #99	300
4.12.8.1.1	Start List	300
4.12.8.1.2	Match Results - Individual	301
4.12.9	Qualification	302
4.12.9.1	Unmarked	302
4.12.9.1.1	Start List	302
4.12.9.1.2	Results - Individual	303
4.12.9.2	Marked	304
4.12.9.2.1	Start List	304
4.12.9.2.2	Results - Individual	305
4.13	Women's Compound	306
4.13.1	Entry List by Event	307
4.13.2	Brackets - Elimination Round (Individual)	308
4.13.3	Brackets - Final Rounds (Individual)	309
4.13.4	Medallists	310
4.13.5	Finals	311
4.13.5.1	Bronze Medal Match #63	311
4.13.5.1.1	Start List	311
4.13.5.1.2	Match Results - Individual	312
4.13.5.2	Gold Medal Match #64	313
4.13.5.2.1	Start List	313
4.13.5.2.2	Match Results - Individual	314
4.13.6	Semifinals	315
4.13.6.1	Match #61	315
4.13.6.1.1	Start List	315
4.13.6.1.2	Match Results - Individual	316
4.13.6.2	Match #62	317
4.13.6.2.1	Start List	317
4.13.6.2.2	Match Results - Individual	318
4.13.7	Quarterfinals	319
4.13.7.1	Match #57	319
4.13.7.1.1	Start List	319
4.13.7.1.2	Match Results - Individual	320
4.13.7.2	Match #58	321
4.13.7.2.1	Start List	321
4.13.7.2.2	Match Results - Individual	322
4.13.7.3	Match #59	323
4.13.7.3.1	Start List	323
4.13.7.3.2	Match Results - Individual	324
4.13.7.4	Match #60	325
4.13.7.4.1	Start List	325
4.13.7.4.2	Match Results - Individual	326
4.13.8	Round of 16	327

RESULTS BOOK

TABLE OF CONTENTS

4.13.8.1	Match #41	327
4.13.8.1.1	Start List	327
4.13.8.1.2	Match Results - Individual	328
4.13.8.2	Match #42	329
4.13.8.2.1	Start List	329
4.13.8.2.2	Match Results - Individual	330
4.13.8.3	Match #43	331
4.13.8.3.1	Start List	331
4.13.8.3.2	Match Results - Individual	332
4.13.8.4	Match #44	333
4.13.8.4.1	Start List	333
4.13.8.4.2	Match Results - Individual	334
4.13.8.5	Match #45	335
4.13.8.5.1	Start List	335
4.13.8.5.2	Match Results - Individual	336
4.13.8.6	Match #46	337
4.13.8.6.1	Start List	337
4.13.8.6.2	Match Results - Individual	338
4.13.8.7	Match #47	339
4.13.8.7.1	Start List	339
4.13.8.7.2	Match Results - Individual	340
4.13.8.8	Match #48	341
4.13.8.8.1	Start List	341
4.13.8.8.2	Match Results - Individual	342
4.13.9	Round of 32	343
4.13.9.1	Match #2	343
4.13.9.1.1	Start List	343
4.13.9.1.2	Match Results - Individual	344
4.13.9.2	Match #3	345
4.13.9.2.1	Start List	345
4.13.9.2.2	Match Results - Individual	346
4.13.9.3	Match #4	347
4.13.9.3.1	Start List	347
4.13.9.3.2	Match Results - Individual	348
4.13.9.4	Match #6	349
4.13.9.4.1	Start List	349
4.13.9.4.2	Match Results - Individual	350
4.13.9.5	Match #7	351
4.13.9.5.1	Start List	351
4.13.9.5.2	Match Results - Individual	352
4.13.9.6	Match #10	353
4.13.9.6.1	Start List	353
4.13.9.6.2	Match Results - Individual	354
4.13.9.7	Match #11	355

RESULTS BOOK

TABLE OF CONTENTS

4.13.9.7.1	Start List	355
4.13.9.7.2	Match Results - Individual	356
4.13.9.8	Match #14	357
4.13.9.8.1	Start List	357
4.13.9.8.2	Match Results - Individual	358
4.13.9.9	Match #15	359
4.13.9.9.1	Start List	359
4.13.9.9.2	Match Results - Individual	360
4.13.10	Qualification	361
4.13.10.1	Start List	361
4.13.10.2	Results - Individual	362
4.14	Women's Recurve	363
4.14.1	Entry List by Event	364
4.14.2	Brackets - Final Rounds (Individual)	365
4.14.3	Medallists	366
4.14.4	Finals	367
4.14.4.1	Bronze Medal Match #93	367
4.14.4.1.1	Start List	367
4.14.4.1.2	Match Results - Individual	368
4.14.4.2	Gold Medal Match #94	369
4.14.4.2.1	Start List	369
4.14.4.2.2	Match Results - Individual	370
4.14.5	Semifinals	371
4.14.5.1	Match #91	371
4.14.5.1.1	Start List	371
4.14.5.1.2	Match Results - Individual	372
4.14.5.2	Match #92	373
4.14.5.2.1	Start List	373
4.14.5.2.2	Match Results - Individual	374
4.14.6	Elimination - Group B	375
4.14.6.1	Match #77	375
4.14.6.1.1	Start List	375
4.14.6.1.2	Match Results - Individual	376
4.14.6.2	Match #79	377
4.14.6.2.1	Start List	377
4.14.6.2.2	Match Results - Individual	378
4.14.6.3	Match #81	379
4.14.6.3.1	Start List	379
4.14.6.3.2	Match Results - Individual	380
4.14.7	Elimination - Group A	381
4.14.7.1	Match #74	381
4.14.7.1.1	Start List	381
4.14.7.1.2	Match Results - Individual	382
4.14.7.2	Match #76	383

RESULTS BOOK

TABLE OF CONTENTS

4.14.7.2.1	Start List	383
4.14.7.2.2	Match Results - Individual	384
4.14.7.3	Match #78	385
4.14.7.3.1	Start List	385
4.14.7.3.2	Match Results - Individual	386
4.14.7.4	Match #80	387
4.14.7.4.1	Start List	387
4.14.7.4.2	Match Results - Individual	388
4.14.8	Exhibition Match	389
4.14.8.1	Exhibition Match #73	389
4.14.8.1.1	Start List	389
4.14.8.1.2	Match Results - Individual	390
4.14.9	Qualification	391
4.14.9.1	Unmarked	391
4.14.9.1.1	Start List	391
4.14.9.1.2	Results - Individual	392
4.14.9.2	Marked	393
4.14.9.2.1	Start List	393
4.14.9.2.2	Results - Individual	394
4.15	Mixed Team Compound	395
4.15.1	Entry List by Event	396
4.15.2	Brackets (Teams)	397
4.15.3	Medallists	398
4.15.4	Finals	399
4.15.4.1	Bronze Medal Match #55	399
4.15.4.1.1	Start List	399
4.15.4.1.2	Match Results - Mixed Team	400
4.15.4.2	Gold Medal Match #56	401
4.15.4.2.1	Start List	401
4.15.4.2.2	Match Results - Mixed Team	402
4.15.5	Semifinals	403
4.15.5.1	Match #53	403
4.15.5.1.1	Start List	403
4.15.5.1.2	Match Results - Mixed Team	404
4.15.5.2	Match #54	405
4.15.5.2.1	Start List	405
4.15.5.2.2	Match Results - Mixed Team	406
4.15.6	Quarterfinals	407
4.15.6.1	Match #49	407
4.15.6.1.1	Start List	407
4.15.6.1.2	Match Results - Mixed Team	408
4.15.6.2	Match #50	409
4.15.6.2.1	Start List	409
4.15.6.2.2	Match Results - Mixed Team	410

RESULTS BOOK

TABLE OF CONTENTS

4.15.6.3	Match #51	411
4.15.6.3.1	Start List	411
4.15.6.3.2	Match Results - Mixed Team	412
4.15.6.4	Match #52	413
4.15.6.4.1	Start List	413
4.15.6.4.2	Match Results - Mixed Team	414
4.15.7	Qualification	415
4.15.7.1	Results - Mixed Team	415



Competition Schedule

REVISED
16 AUG 14:27

As of SAT 16 AUG 2025

Date	Start Time	Event
THU 7 AUG	13:30	Men's Compound Qualification Women's Compound Qualification Mixed Team Compound Qualification
FRI 8 AUG	09:15	Women's Compound Round of 32 (9 Matches)
	10:15	Men's Compound Round of 32 (10 Matches)
	11:15	Men's Compound Round of 16 (8 Matches) Women's Compound Round of 16 (8 Matches)
	14:00	Mixed Team Compound Quarterfinal (4 Matches)
	15:20	Mixed Team Compound Semifinal (2 Matches)
	16:00	Mixed Team Compound Bronze Medal Match
	16:20	Mixed Team Compound Gold Medal Match
SAT 9 AUG	10:00	Women's Compound Quarterfinal (4 Matches)
	10:59	Women's Compound Semifinal (2 Matches)
	11:30	Women's Compound Bronze Medal Match
	11:44	Women's Compound Gold Medal Match
	14:00	Men's Compound Quarterfinal (4 Matches)
	15:00	Men's Compound Semifinal (2 Matches)
	15:29	Men's Compound Bronze Medal Match
	15:45	Men's Compound Gold Medal Match
MON 11 AUG	09:00	Men's Recurve Qualification Unmarked Women's Recurve Qualification Unmarked
	14:00	Women's Recurve Qualification Marked
TUE 12 AUG	09:00	Women's Recurve Exhibition Match
	09:21	Women's Recurve Elimination - Group A
	09:42	Women's Recurve Elimination - Group B
	10:03	Women's Recurve Elimination - Group A
	10:24	Women's Recurve Elimination - Group B
	10:45	Women's Recurve Elimination - Group A
	11:06	Women's Recurve Elimination - Group B
	11:27	Women's Recurve Elimination - Group A
	14:00	Men's Recurve Exhibition Match
	14:21	Men's Recurve Elimination - Group A
	14:42	Men's Recurve Elimination - Group B
	15:03	Men's Recurve Elimination - Group A
	15:24	Men's Recurve Elimination - Group B
	15:45	Men's Recurve Elimination - Group A
	16:06	Men's Recurve Elimination - Group B
	16:27	Men's Recurve Elimination - Group A
	16:48	Men's Recurve Elimination - Group B



Competition Schedule

REVISED
16 AUG 14:27

As of SAT 16 AUG 2025

Date	Start Time	Event
WED 13 AUG	13:00	Women's Recurve Semifinal (2 Matches)
	13:35	Women's Recurve Bronze Medal Match
	13:50	Women's Recurve Gold Medal Match
	14:30	Men's Recurve Semifinal (2 Matches)
	15:05	Men's Recurve Bronze Medal Match
	15:20	Men's Recurve Gold Medal Match
THU 14 AUG	09:00	Men's Barebow Qualification Unmarked
		Women's Barebow Qualification Unmarked
	14:00	Men's Barebow Qualification Marked
		Women's Barebow Qualification Marked
FRI 15 AUG	09:00	Women's Barebow Exhibition Match
	09:21	Women's Barebow Elimination - Group A
	09:42	Women's Barebow Elimination - Group B
	10:03	Women's Barebow Elimination - Group A
	10:24	Women's Barebow Elimination - Group B
	10:45	Women's Barebow Elimination - Group A
	11:06	Women's Barebow Elimination - Group B
	11:27	Women's Barebow Elimination - Group A
	14:00	Men's Barebow Exhibition Match
	14:21	Men's Barebow Elimination - Group A
	14:42	Men's Barebow Elimination - Group B
	15:03	Men's Barebow Elimination - Group A
	15:24	Men's Barebow Elimination - Group B
	15:45	Men's Barebow Elimination - Group A
	16:06	Men's Barebow Elimination - Group B
	16:27	Men's Barebow Elimination - Group A
	16:48	Men's Barebow Elimination - Group B
SAT 16 AUG	14:30	Women's Barebow Semifinal (2 Matches)
	15:05	Women's Barebow Bronze Medal Match
	15:20	Women's Barebow Gold Medal Match
	16:00	Men's Barebow Semifinal (2 Matches)
	16:35	Men's Barebow Bronze Medal Match
	16:50	Men's Barebow Gold Medal Match

Notes:

Please check online for more details and the latest updates.

REVISED

The schedule has been rescheduled due to weather conditions in Women and Men's Barebow

Timing and Results provided by Tissot

ARC-----_08 v3.0

Report Created SAT 16 AUG 2025 14:27

Page 2/2



Records

As of WED 6 AUG 2025

Men's Compound - World Record

Record Description	Score	Name	NOC Code	Location	Date
72 Arrows Rnk Rnd	718	GELLENTHIEN Braden	USA	Decatur, Alabama (USA)	13 JUL 2016
15 Arrows Match	150 (13)	FULLERTON Mathias	DEN	Dublin, OH (USA)	28 JUL 2024

Women's Compound - World Record

Record Description	Score	Name	NOC Code	Location	Date
72 Arrows Rnk Rnd	718	GIBSON Ella	GBR	Deers Farm Close, Wisley (GBR)	14 JUL 2024
15 Arrows Match	150 (12)	LOPEZ Sara	COL	Medellin (COL)	23 JUL 2022

Mixed Team Compound - World Record

Record Description	Score	NOC / Names	NOC Code	Location	Date
144 Arrows Rnk Rnd	1431	India VENNAM Jyothi Surekha (F) YADAV Rishabh (M)	IND	Madrid (ESP)	8 JUL 2025
16 Arrows Match	160 (10)	Turkiye BURUN Hazal (F) AKCAOGLU Batuhan (M)	TUR	Shanghai (CHN)	9 MAY 2025

Legend:	
F	Female
M	Male



Number of Entries by NOC

REVISED
7 AUG 8:21

As of THU 7 AUG 2025

NOC	Men	Women	Mixed Team	Total Athletes
ARG - Argentina		1		1
AUS - Australia	3	3	1	6
AUT - Austria	1	1		2
BEL - Belgium	1			1
CAN - Canada	1	1		2
CHN - People's Republic of China	4	4	1	8
COL - Colombia	1	1	1	2
CRO - Croatia	1	1		2
DEN - Denmark	1	1	1	2
ESP - Spain	2	1		3
EST - Estonia		2		2
FRA - France	3	2		5
GBR - Great Britain	2	2		4
GER - Germany	2	2		4
GUA - Guatemala	1			1
HUN - Hungary	1			1
IND - India	3	2	1	5
IRI - Islamic Republic of Iran		1		1
ISR - Israel	1			1
ITA - Italy	3	4	1	7
KAZ - Kazakhstan		1		1
KOR - Republic of Korea	1	1	1	2
LUX - Luxembourg		1		1
MAS - Malaysia	1			1
MEX - Mexico	1	2	1	3
NAM - Namibia		1		1
NED - Netherlands	2	1		3
NZL - New Zealand	1			1
PUR - Puerto Rico	1			1
ROU - Romania		1		1
RSA - South Africa	2	1	1	3
SLO - Slovenia	1	1		2
SVK - Slovakia	1	1		2
SWE - Sweden	1	1		2
TUR - Türkiye	2	3	1	5
USA - United States of America	5	3	1	8
Total : 36	50	47	11	97

REVISED

The title has been corrected as 'Number of Entries by NOC'

Timing and Results provided by Tissot
Report Created THU 7 AUG 2025 8:21



Entry List by NOC

REVISED
7 AUG 8:21

As of THU 7 AUG 2025

NOC	Name	Date of Birth
ARG - Argentina	CARCACHA Claudia	7 APR 1981
AUS - Australia	FAIRWEATHER Nicky	2 MAR 1981
	FAIRWEATHER Simon John	9 OCT 1969
	HAWES Brandon	30 JUL 1999
	LLOYD Jess	1 DEC 2006
	MILLS Rhannon	15 AUG 1989
	TYACK Ryan	2 JUN 1991
AUT - Austria	LEITNER Rosemarie	2 MAR 1971
	WIENER Nico	15 MAR 1997
BEL - Belgium	DAMAN Jelle	12 APR 2002
CAN - Canada	BRUG Eleanor	11 JAN 1994
	KENT-RODGMAN Chris	13 OCT 1984
CHN - People's Republic of China	AI Xinliang	19 MAY 1997
	BAO Yuning	7 FEB 2009
	CUI Jingxuan	10 DEC 2008
	HE Jingrong	19 AUG 1997
	LIN Yueshan	19 OCT 1988
	LU Zhenhong	3 JAN 1992
	WANG Lei	14 JUL 1987
	WU Guangjie	26 SEP 1982
COL - Colombia	MUNOZ Daniel	22 MAR 1989
	USQUIANO Alejandra	12 MAY 1993
CRO - Croatia	MLINARIC Amanda	7 AUG 2001
	REMAR Alen	19 AUG 1999
DEN - Denmark	FULLERTON Mathias Bertrand	27 MAY 2003
	MARCUSSEN Sofie Louise Dam	3 JUN 2002
ESP - Spain	CANO Ana Cano	27 DEC 1976
	GARCIA David Garcia	15 APR 1976
	VERA Cesar	2 APR 1963
EST - Estonia	JAATMA Lisell	19 JUL 1999
	PAAS Meeri-Marita	10 FEB 2002
FRA - France	AUTRET Aurelie	5 JUN 2001
	BAUMERT Alicia	28 APR 2000
	GIRARD Nicolas	22 MAY 2000
	JACKSON David	15 MAY 1992
	MULOT Florent	8 APR 1992
GBR - Great Britain	ANNALL James	11 FEB 1989
	GIBSON Ella	7 JUN 2000



Entry List by NOC

REVISED
7 AUG 8:21

As of THU 7 AUG 2025

NOC	Name	Date of Birth
GBR - Great Britain	HUSTON Patrick	5 JAN 1996
	PITMAN Bryony	13 MAR 1997
GER - Germany	MEYER Michael	30 JAN 1969
	SCHAFER Christine	29 JUN 1974
	TARTLER Elisa	5 JAN 1999
	UNRUH Florian	7 JUN 1993
GUA - Guatemala	BARILLAS Julio	20 MAR 1995
HUN - Hungary	MOLNAR Jozsef	14 MAR 1962
IND - India	DHAMANGAONKAR Madhura	20 JUL 2000
	KAUR Parneet	11 APR 2005
	KUMAR Rakesh	13 JAN 1985
	VERMA Abhishek	26 JUN 1989
	YADAV Rishabh	13 AUG 2002
IRI - Islamic Republic of Iran	BYBORDY Geesa	3 SEP 2001
ISR - Israel	YAMROM Shamai	7 APR 2005
ITA - Italy	BARBIERI Simone	29 NOV 1992
	BORSANI Matteo	14 MAY 2003
	BRUNO Marco	25 JAN 1992
	DI FRANCESCO Roberta	29 MAR 2003
	NOZIGLIA Cinzia	10 NOV 1984
	REBAGLIATI Chiara	23 JAN 1997
	RONER Elisa	4 JUL 2001
KAZ - Kazakhstan	YUNUSSOVA Roxana	28 DEC 2002
KOR - Republic of Korea	LEE Eunho	20 APR 2006
	MOON Yeeun	12 MAR 2005
LUX - Luxembourg	KLEIN Mariya	28 OCT 1997
MAS - Malaysia	GHAZALLI Aqil	27 JAN 1998
MEX - Mexico	BECERRA ARIZAGA Andrea Maya	25 JUL 2000
	BERNAL SANCHEZ Mariana	19 FEB 2003
	GARCIA FLORES Sebastian	19 JUN 2002
NAM - Namibia	TALJAARD Elisabeth	21 OCT 1997
NED - Netherlands	BAKKER Willem	13 JUN 2000
	SCHLOESSER Gaby	18 FEB 1994
	SCHLOESSER Mike	15 JAN 1994
NZL - New Zealand	VAN TONDER Riku	15 JAN 1989
PUR - Puerto Rico	PIZARRO Jean	11 JUL 1992
ROU - Romania	BACIN Cristina Florentina	11 JUN 1982
RSA - South Africa	CILLIERS Septimus	1 MAY 1979



Entry List by NOC

REVISED
7 AUG 8:21

As of THU 7 AUG 2025

NOC	Name	Date of Birth
RSA - South Africa	VAN KRADENBURG Jeanine	11 NOV 1978
	VERHOEF Hendre	6 MAY 2008
SLO - Slovenia	CAVIC Urska	21 MAY 1998
	RAVNIKAR Ziga	25 DEC 1999
SVK - Slovakia	BARANKOVA Denisa	7 SEP 2001
	BOSANSKY Jozef	14 MAY 1976
SWE - Sweden	BJORKLUND Lina	9 OCT 1979
	JONSSON Erik	2 JUN 1976
TUR - Türkiye	AKCAOGLU Batuhan	14 AUG 2002
	BURUN Hazal	27 SEP 2004
	CURE GIRDİ Oznur	1 OCT 1997
	SEZGIN Yagiz	12 MAY 2007
	YUVA Begum	20 AUG 2006
USA - United States of America	BROADNAX Curtis Lee	11 AUG 1999
	DAVIS Ryan Russell	29 AUG 1984
	GIRARD Fawn	20 DEC 1978
	KRAHE Carson Michaela	4 AUG 2004
	QUEROL Andrew Gabriel	5 AUG 1995
	RUIZ Alexis Mercedes	30 JUL 1999
	SULLIVAN Sawyer	5 APR 2004
	YAMAGUCHI Gary	4 DEC 1956

REVISED

The title has been corrected as 'Entry List by NOC'



Daily Schedule

Date/Session	Start Time	Gender	Round	Match No.	Seed	Participant 1 (Target 1)		Seed	Participant 2 (Target 2)	
FRI 8 AUG Session 1	9:15	Women	1/32	2	17	WU Guangjie	CHN	16	MLINARIC Amanda	CRO
	9:15	Women	1/32	3	9	GIBSON Ella	GBR	24	TALJAARD Elisabeth	NAM
	9:15	Women	1/32	4	25	LIN Yueshan	CHN	8	CURE GIRDİ Oznur	TUR
	9:15	Women	1/32	6	21	VAN KRADENBURG Jeanine	RSA	12	KAUR Parneet	IND
	9:15	Women	1/32	7	13	RONER Elisa	ITA	20	BURUN Hazal	TUR
	9:15	Women	1/32	10	19	BYBORDY Geesa	IRI	14	MARCUSSEN SLD	DEN
	9:15	Women	1/32	11	11	MOON Yeeun	KOR	22	MILLS Rhiannon	AUS
	9:15	Women	1/32	14	23	YUNUSSOVA Roxana	KAZ	10	PAAS Meeri-Marita	EST
	9:15	Women	1/32	15	15	KLEIN Mariya	LUX	18	KRAHE Carson Michaela	USA
	10:15	Men	1/32	18	17	GARCIA FLORES Sebastian	MEX	16	HAWES Brandon	AUS
	10:15	Men	1/32	19	9	YAMROM Shamaï	ISR	24	LU Zhenhong	CHN
	10:15	Men	1/32	20	25	LEE Eunho	KOR	8	BOSANSKY Jozef	SVK
	10:15	Men	1/32	22	21	PIZARRO Jean	PUR	12	CILLIERS Septimus	RSA
	10:15	Men	1/32	23	13	SULLIVAN Sawyer	USA	20	MUNOZ Daniel	COL
	10:15	Men	1/32	26	19	KUMAR Rakesh	IND	14	AKCAOGLU Batuhan	TUR
	10:15	Men	1/32	27	11	VERHOEF Hendre	RSA	22	Al Xinliang	CHN
	10:15	Men	1/32	29	7	BRUNO Marco	ITA	26	BARILLAS Julio	GUA
	10:15	Men	1/32	30	23	VAN TONDER Riku	NZL	10	YADAV Rishabh	IND
	10:15	Men	1/32	31	15	SEZGIN Yagiz	TUR	18	GHAZALLI Aqil	MAS
	11:15	Men	1/8	33	1	SCHLOESSER Mike	NED	17	GARCIA FLORES Sebastian	MEX
	11:15	Men	1/8	34	9	YAMROM Shamaï	ISR	8	BOSANSKY Jozef	SVK
	11:15	Men	1/8	35	5	VERMA Abhishek	IND	21	PIZARRO Jean	PUR
	11:15	Men	1/8	36	13	SULLIVAN Sawyer	USA	4	GIRARD Nicolas	FRA
	11:15	Men	1/8	37	3	WIENER Nico	AUT	14	AKCAOGLU Batuhan	TUR
	11:15	Men	1/8	38	11	VERHOEF Hendre	RSA	6	BROADNAX Curtis Lee	USA
	11:15	Men	1/8	39	26	BARILLAS Julio	GUA	10	YADAV Rishabh	IND
	11:15	Men	1/8	40	15	SEZGIN Yagiz	TUR	2	FULLERTON Mathias Bertrand	DEN
	11:15	Women	1/8	41	1	BECERRA ARIZAGA AM	MEX	16	MLINARIC Amanda	CRO
	11:15	Women	1/8	42	9	GIBSON Ella	GBR	8	CURE GIRDİ Oznur	TUR
	11:15	Women	1/8	43	5	BERNAL SANCHEZ Mariana	MEX	12	KAUR Parneet	IND
	11:15	Women	1/8	44	20	BURUN Hazal	TUR	4	USQUIANO Alejandra	COL
	11:15	Women	1/8	45	3	DHAMANGAONKAR Madhura	IND	19	BYBORDY Geesa	IRI
	11:15	Women	1/8	46	11	MOON Yeeun	KOR	6	JAATMA Lisell	EST
	11:15	Women	1/8	47	7	YUVA Begum	TUR	10	PAAS Meeri-Marita	EST
	11:15	Women	1/8	48	15	KLEIN Mariya	LUX	2	RUIZ Alexis Mercedes	USA



Daily Schedule

Date/Session	Start Time	Gender	Round	Match No.	Seed	Participant 1 (Target 1)		Seed	Participant 2 (Target 2)	
FRI 8 AUG Session 2	14:00	Mixed	1/4	49	1	India DHAMANGAONKAR M (F) VERMA Abhishek (M)	IND	8	Republic of Korea MOON Yeeun (F) LEE Eunho (M)	KOR
	14:20	Mixed	1/4	50	5	Italy RONER Elisa (F) BRUNO Marco (M)	ITA	4	Denmark MARCUSSEN SLD (F) FULLERTON MB (M)	DEN
	14:40	Mixed	1/4	51	3	Mexico BECERRA ARIZAGA AM (F) GARCIA FLORES S (M)	MEX	6	Türkiye YUVA Begum (F) AKCAOGLU Batuhan (M)	TUR
	15:00	Mixed	1/4	52	7	Colombia USQUIANO Alejandra (F) MUNOZ Daniel (M)	COL	2	United States of America RUIZ Alexis Mercedes (F) BROADNAX Curtis Lee (M)	USA
	15:20	Mixed	1/2	53	8	Republic of Korea MOON Yeeun (F) LEE Eunho (M)	KOR	4	Denmark MARCUSSEN SLD (F) FULLERTON MB (M)	DEN
	15:40	Mixed	1/2	54	3	Mexico BECERRA ARIZAGA AM (F) GARCIA FLORES S (M)	MEX	2	United States of America RUIZ Alexis Mercedes (F) BROADNAX Curtis Lee (M)	USA
	16:00	Mixed	Bronze Medal Match	55	8	Republic of Korea MOON Yeeun (F) LEE Eunho (M)	KOR	2	United States of America RUIZ Alexis Mercedes (F) BROADNAX Curtis Lee (M)	USA
	16:20	Mixed	Gold Medal Match	56	4	Denmark MARCUSSEN SLD (F) FULLERTON MB (M)	DEN	3	Mexico BECERRA ARIZAGA AM (F) GARCIA FLORES S (M)	MEX

Note:

The athletes' names or NOC name to be inserted after each previous round is completed.
Start times may vary. Check bulletin board for the latest information.

Legend:

F Female **M** Male **No.** Number



Daily Schedule

Date/Session	Start Time	Gender	Round	Match No.	Seed	Participant 1 (Target 1)		Seed	Participant 2 (Target 2)	
SAT 9 AUG Session 1	10:00	Women	1/4	57	1	BECERRA ARIZAGA AM	MEX	9	GIBSON Ella	GBR
	10:14	Women	1/4	58	12	KAUR Parneet	IND	4	USQUIANO Alejandra	COL
	10:30	Women	1/4	59	3	DHAMANGAONKAR Madhura	IND	6	JAATMA Lisell	EST
	10:45	Women	1/4	60	10	PAAS Meeri-Marita	EST	2	RUIZ Alexis Mercedes	USA
	10:59	Women	1/2	61	1	BECERRA ARIZAGA AM	MEX	4	USQUIANO Alejandra	COL
	11:15	Women	1/2	62	6	JAATMA Lisell	EST	10	PAAS Meeri-Marita	EST
	11:30	Women	Bronze Medal Match	63	4	USQUIANO Alejandra	COL	10	PAAS Meeri-Marita	EST
	11:44	Women	Gold Medal Match	64	1	BECERRA ARIZAGA AM	MEX	6	JAATMA Lisell	EST
SAT 9 AUG Session 2	14:00	Men	1/4	65	1	SCHLOESSER Mike	NED	9	YAMROM Shamai	ISR
	14:15	Men	1/4	66	5	VERMA Abhishek	IND	13	SULLIVAN Sawyer	USA
	14:30	Men	1/4	67	14	AKCAOGLU Batuhan	TUR	6	BROADNAX Curtis Lee	USA
	14:44	Men	1/4	68	10	YADAV Rishabh	IND	15	SEZGIN Yagiz	TUR
	15:00	Men	1/2	69	1	SCHLOESSER Mike	NED	5	VERMA Abhishek	IND
	15:15	Men	1/2	70	6	BROADNAX Curtis Lee	USA	10	YADAV Rishabh	IND
	15:29	Men	Bronze Medal Match	71	5	VERMA Abhishek	IND	10	YADAV Rishabh	IND
	15:45	Men	Gold Medal Match	72	1	SCHLOESSER Mike	NED	6	BROADNAX Curtis Lee	USA

Note:

The athletes' names or NOC name to be inserted after each previous round is completed.
Start times may vary. Check bulletin board for the latest information.

Legend:

No. Number



Daily Schedule

Date/Session	Start Time	Gender	Round	Match No.	Seed	Participant 1 (Target 1)		Seed	Participant 2 (Target 2)	
TUE 12 AUG Session 1	9:00	Women	Exhibition Match	73	1	TARTLER Elisa	GER	2	BARANKOVA Denisa	SVK
	9:21	Women	Elimination - Group A	74	10	LLOYD Jess	AUS	11	BAO Yuning	CHN
	9:42	Women	Elimination - Group B	77	9	AUTRET Aurelie	FRA	8	CAVIC Urska	SLO
	10:03	Women	Elimination - Group A	76	7	BRUG Eleanor	CAN	11	BAO Yuning	CHN
	10:24	Women	Elimination - Group B	79	8	CAVIC Urska	SLO	5	DI FRANCESCO Roberta	ITA
	10:45	Women	Elimination - Group A	78	6	SCHLOESSER Gaby	NED	7	BRUG Eleanor	CAN
	11:06	Women	Elimination - Group B	81	5	DI FRANCESCO Roberta	ITA	4	PITMAN Bryony	GBR
	11:27	Women	Elimination - Group A	80	3	REBAGLIATI Chiara	ITA	7	BRUG Eleanor	CAN
TUE 12 AUG Session 2	14:00	Men	Exhibition Match	82	1	BORSANI Matteo	ITA	2	UNRUH Florian	GER
	14:21	Men	Elimination - Group A	83	10	DAMAN Jelle	BEL	11	QUEROL Andrew Gabriel	USA
	14:42	Men	Elimination - Group B	84	12	YAMAGUCHI Gary	USA	9	REMAR Alen	CRO
	15:03	Men	Elimination - Group A	85	7	CUI Jingxuan	CHN	10	DAMAN Jelle	BEL
	15:24	Men	Elimination - Group B	86	9	REMAR Alen	CRO	8	RAVNIKAR Ziga	SLO
	15:45	Men	Elimination - Group A	87	6	MULOT Florent	FRA	7	CUI Jingxuan	CHN
	16:06	Men	Elimination - Group B	88	8	RAVNIKAR Ziga	SLO	5	TYACK Ryan	AUS
	16:27	Men	Elimination - Group A	89	3	BAKKER Willem	NED	7	CUI Jingxuan	CHN
	16:48	Men	Elimination - Group B	90	5	TYACK Ryan	AUS	4	HUSTON Patrick	GBR

Note:

The athletes' names or NOC name to be inserted after each previous round is completed.
Start times may vary. Check bulletin board for the latest information.

Legend:

No. Number



Daily Schedule

Date/Session	Start Time	Gender	Round	Match No.	Seed	Participant 1 (Target 1)		Seed	Participant 2 (Target 2)	
WED 13 AUG Session 1	13:00	Women	1/2	91	1	TARTLER Elisa	GER	3	REBAGLIATI Chiara	ITA
	13:15	Women	1/2	92	5	DI FRANCESCO Roberta	ITA	2	BARANKOVA Denisa	SVK
	13:35	Women	Bronze Medal Match	93	1	TARTLER Elisa	GER	5	DI FRANCESCO Roberta	ITA
	13:50	Women	Gold Medal Match	94	3	REBAGLIATI Chiara	ITA	2	BARANKOVA Denisa	SVK
	14:30	Men	1/2	95	1	BORSANI Matteo	ITA	3	BAKKER Willem	NED
	14:45	Men	1/2	96	4	HUSTON Patrick	GBR	2	UNRUH Florian	GER
	15:05	Men	Bronze Medal Match	97	3	BAKKER Willem	NED	2	UNRUH Florian	GER
	15:20	Men	Gold Medal Match	98	1	BORSANI Matteo	ITA	4	HUSTON Patrick	GBR

Note:

The athletes' names or NOC name to be inserted after each previous round is completed.
Start times may vary. Check bulletin board for the latest information.

Legend:

No. Number



Daily Schedule

Date/Session	Start Time	Gender	Round	Match No.	Seed	Participant 1 (Target 1)		Seed	Participant 2 (Target 2)	
FRI 15 AUG Session 1	9:00	Women	Exhibition Match	99	1	NOZIGLIA Cinzia	ITA	2	BAUMERT Alicia	FRA
	9:21	Women	Elimination - Group A	100	10	CARCACHA Claudia	ARG	11	SCHAFER Christine	GER
	9:42	Women	Elimination - Group B	103	9	BACIN Cristina Florentina	ROU	8	CANO Ana Cano	ESP
	10:03	Women	Elimination - Group A	102	7	BJORKLUND Lina	SWE	11	SCHAFER Christine	GER
	10:24	Women	Elimination - Group B	105	8	CANO Ana Cano	ESP	5	HE Jingrong	CHN
	10:45	Women	Elimination - Group A	104	6	LEITNER Rosemarie	AUT	11	SCHAFER Christine	GER
	11:06	Women	Elimination - Group B	107	8	CANO Ana Cano	ESP	4	FAIRWEATHER Nicky	AUS
	11:27	Women	Elimination - Group A	106	3	GIRARD Fawn	USA	6	LEITNER Rosemarie	AUT
FRI 15 AUG Session 2	14:00	Men	Exhibition Match	108	1	BARBIERI Simone	ITA	2	JONSSON Erik	SWE
	14:21	Men	Elimination - Group A	109	10	GARCIA David Garcia	ESP	11	ANNALL James	GBR
	14:42	Men	Elimination - Group B	110	12	MOLNAR Jozsef	HUN	9	KENT-RODGMAN Chris	CAN
	15:03	Men	Elimination - Group A	111	7	DAVIS Ryan Russell	USA	10	GARCIA David Garcia	ESP
	15:24	Men	Elimination - Group B	112	12	MOLNAR Jozsef	HUN	8	WANG Lei	CHN
	15:45	Men	Elimination - Group A	113	6	JACKSON David	FRA	7	DAVIS Ryan Russell	USA
	16:06	Men	Elimination - Group B	114	8	WANG Lei	CHN	5	VERA Cesar	ESP
	16:27	Men	Elimination - Group A	115	3	FAIRWEATHER Simon John	AUS	7	DAVIS Ryan Russell	USA
	16:48	Men	Elimination - Group B	116	5	VERA Cesar	ESP	4	MEYER Michael	GER

Note:

The athletes' names or NOC name to be inserted after each previous round is completed.
Start times may vary. Check bulletin board for the latest information.

Legend:

No. Number



Daily Schedule

Date/Session	Start Time	Gender	Round	Match No.	Seed	Participant 1 (Target 1)		Seed	Participant 2 (Target 2)	
SAT 16 AUG Session 1	14:30	Women	1/2	117	2	BAUMERT Alicia	FRA	3	GIRARD Fawn	USA
	14:45	Women	1/2	118	4	FAIRWEATHER Nicky	AUS	1	NOZIGLIA Cinzia	ITA
	15:05	Women	Bronze Medal Match	119	3	GIRARD Fawn	USA	4	FAIRWEATHER Nicky	AUS
	15:20	Women	Gold Medal Match	120	2	BAUMERT Alicia	FRA	1	NOZIGLIA Cinzia	ITA
	16:00	Men	1/2	121	2	JONSSON Erik	SWE	3	FAIRWEATHER Simon John	AUS
	16:15	Men	1/2	122	5	VERA Cesar	ESP	1	BARBIERI Simone	ITA
	16:35	Men	Bronze Medal Match	123	2	JONSSON Erik	SWE	5	VERA Cesar	ESP
	16:50	Men	Gold Medal Match	124	3	FAIRWEATHER Simon John	AUS	1	BARBIERI Simone	ITA

Note:

The athletes' names or NOC name to be inserted after each previous round is completed.
Start times may vary. Check bulletin board for the latest information.

Legend:

No. Number



Medallists by Event

As of SAT 16 AUG 2025 at 16:49

After 7 of 7 Events

Event	Date	Medal	Name	NOC Code
Men's Barebow	SAT 16 AUG	GOLD	BARBIERI Simone	ITA
		SILVER	FAIRWEATHER Simon John	AUS
		BRONZE	VERA Cesar	ESP
Men's Compound	SAT 9 AUG	GOLD	SCHLOESSER Mike	NED
		SILVER	BROADNAX Curtis Lee	USA
		BRONZE	YADAV Rishabh	IND
Men's Recurve	WED 13 AUG	GOLD	BORSANI Matteo	ITA
		SILVER	HUSTON Patrick	GBR
		BRONZE	BAKKER Willem	NED
Women's Barebow	SAT 16 AUG	GOLD	BAUMERT Alicia	FRA
		SILVER	NOZIGLIA Cinzia	ITA
		BRONZE	GIRARD Fawn	USA
Women's Compound	SAT 9 AUG	GOLD	BECERRA ARIZAGA Andrea Maya	MEX
		SILVER	JAATMA Lisell	EST
		BRONZE	PAAS Meeri-Marita	EST
Women's Recurve	WED 13 AUG	GOLD	BARANKOVA Denisa	SVK
		SILVER	REBAGLIATI Chiara	ITA
		BRONZE	DI FRANCESCO Roberta	ITA
Mixed Team Compound	FRI 8 AUG	GOLD	MARCUSSEN Sofie Louise Dam FULLERTON Mathias Bertrand	DEN
		SILVER	BECERRA ARIZAGA Andrea Maya GARCIA FLORES Sebastian	MEX
		BRONZE	RUIZ Alexis Mercedes BROADNAX Curtis Lee	USA

Note:

Women are listed first in the mixed team event.



Medal Standings

As of SAT 16 AUG 2025 at 16:49

After 7 of 7 Events

Rank	NOC	Men				Women				Mixed				Total				Rank by Total
		G	S	B	Tot.	G	S	B	Tot.	G	S	B	Tot.	G	S	B	Tot.	
1	ITA - Italy	2			2		2	1	3					2	2	1	5	1
2	MEX - Mexico					1			1		1		1	1	1		2	=3
3	NED - Netherlands	1		1	2									1		1	2	=3
4	DEN - Denmark									1			1	1			1	=6
4	FRA - France					1			1					1			1	=6
4	SVK - Slovakia					1			1					1			1	=6
7	USA - United States of America		1		1			1	1			1	1		1	2	3	2
8	EST - Estonia						1	1	2						1	1	2	=3
9	AUS - Australia		1		1										1		1	=6
9	GBR - Great Britain		1		1										1		1	=6
11	ESP - Spain			1	1											1	1	=6
11	IND - India			1	1											1	1	=6
Total:		3	3	3	9	3	3	3	9	1	1	1	3	7	7	7	21	

Note:

Rank by Total is calculated by the total number of gold, silver and bronze medals.

Legend:

= Equal sign indicates that two or more NOCs share the same rank by total
G Gold **S** Silver **Tot.** Total **B** Bronze



ARCHERY

Men's Barebow



Entry List by Event

As of WED 6 AUG 2025

NOC	Name	Date of Birth
AUS - Australia	FAIRWEATHER Simon John	9 OCT 1969
CAN - Canada	KENT-RODGMAN Chris	13 OCT 1984
CHN - People's Republic of China	WANG Lei	14 JUL 1987
ESP - Spain	GARCIA David Garcia VERA Cesar	15 APR 1976 2 APR 1963
FRA - France	JACKSON David	15 MAY 1992
GBR - Great Britain	ANNALL James	11 FEB 1989
GER - Germany	MEYER Michael	30 JAN 1969
HUN - Hungary	MOLNAR Jozsef	14 MAR 1962
ITA - Italy	BARBIERI Simone	29 NOV 1992
SWE - Sweden	JONSSON Erik	2 JUN 1976
USA - United States of America	DAVIS Ryan Russell	29 AUG 1984



Brackets - Final Rounds (Individual)

Seed / RR	Name	NOC Code	Semifinals	Finals	
2 / 343	JONSSON Erik	SWE	48	FAIRWEATHER SJ	54-T.3
3 / 340	FAIRWEATHER SJ	AUS	49		
5 / 333	VERA Cesar	ESP	47	BARBIERI S	54-T.4
1 / 371	BARBIERI Simone	ITA	55		
				JONSSON E	40
				VERA C	55

GOLD

BARBIERI S

SILVER

FAIRWEATHER SJ

BRONZE

VERA C

Ranking Summary

1	BARBIERI Simone	ITA	
2	FAIRWEATHER Simon John	AUS	
3	VERA Cesar	ESP	
4	JONSSON Erik	SWE	
5	MEYER Michael	GER	78
5	DAVIS Ryan Russell	USA	70
7	WANG Lei	CHN	78
7	JACKSON David	FRA	75

Legend:

RR Ranking Round Score T.a Tie break arrow(s)



Medallists

Medal	Name	NOC
GOLD	BARBIERI Simone	ITA - Italy
SILVER	FAIRWEATHER Simon John	AUS - Australia
BRONZE	VERA Cesar	ESP - Spain



Start List

As of SAT 16 AUG 2025

Back No.	Name	NOC Code
2	JONSSON Erik	SWE
5	VERA Cesar	ESP



Match Results - Individual

Match Number: 123

Name: **JONSSON Erik (SWE)**

Seed: **2**

Coach: **BJORKLUND Lina**

TARGET: 1A **TARGET: 1B**

Name: **VERA Cesar (ESP)**

Seed: **5**

Coach: **GARCIA David Garcia**

Winner

End	Arrows			Score
1	6	4	4	14
2	2	1	4	7
3	6	2	4	12
4	3	0	4	7

Total		
14		15
21		27
33		39
40		55

End	Arrows			Score
1	5	5	5	15
2	3	4	5	12
3	4	4	4	12
4	5	6	5	16

40

55

Line Judge: **PEREZ ORTIZ Liz del Carmen (MEX)**

Target Judge: **AYOUBI Liliana (SYR)**

Legend:

< / > Shooting order indicator



Start List

As of SAT 16 AUG 2025

Back No.	Name	NOC Code
3	FAIRWEATHER Simon John	AUS
1	BARBIERI Simone	ITA



Match Results - Individual

Match Number: 124

Name: **FAIRWEATHER SJ (AUS)**

Seed: **3**

Coach: **TYACK Ryan**

TARGET: 1A TARGET: 1B

Name: **BARBIERI Simone (ITA)**

Seed: **1**

Coach: **BELLOTTI Daniele**

Winner

End	Arrows			Score
1	4	3	6	13
2	4	3	5	12
3	4	6	6	16
4	5	4	4	13

Total		
13		13
25		25
41		40
54		54

End	Arrows			Score
1	4	4	5	13
2	4	5	3	12
3	4	5	6	15
4	4	4	6	14

54

54

SHOOT-OFF	Score	Score	Score	Closest
	3			

SHOOT-OFF	Score	Score	Score	Closest
	4			

Line Judge: **HILLAIRET Anthony (FRA)**

Target Judge: **TAN Zheng Yuan (SGP)**

Legend:

< / > Shooting order indicator



Start List

REVISED
16 AUG 12:21

As of SAT 16 AUG 2025

Back No.	Name	NOC Code
2	JONSSON Erik	SWE
3	FAIRWEATHER Simon John	AUS

REVISED

Position has been corrected



Match Results - Individual

Match Number: 121

Name: **JONSSON Erik (SWE)**
Seed: **2**
Coach: **BELLOTTI Daniele (ITA)**

TARGET: 1A **TARGET: 1B**

Name: **FAIRWEATHER SJ (AUS)**
Seed: **3**
Coach: **TYACK Ryan**

Winner

End	Arrows			Score
1	4	4	6	14
2	3	4	4	11
3	3	4	5	12
4	4	4	3	11

Total		
14		15
25		28
37		40
48		49

End	Arrows			Score
1	5	5	5	15
2	4	4	5	13
3	4	5	3	12
4	2	4	3	9

48

49

Line Judge: **PEREZ ORTIZ Liz del Carmen (MEX)**
Target Judge: **TAN Zheng Yuan (SGP)**

Legend:
< / > Shooting order indicator



Start List

REVISED
16 AUG 12:21

As of SAT 16 AUG 2025

Back No.	Name	NOC Code
5	VERA Cesar	ESP
1	BARBIERI Simone	ITA

REVISED

Position has been corrected



Match Results - Individual

Match Number: 122

Name: **VERA Cesar (ESP)**
Seed: **5**
Coach: **MONTES Ruben**

TARGET: 1A **TARGET: 1B**

Name: **BARBIERI Simone (ITA)**
Seed: **1**
Coach: **BJORKLUND Lina (SWE)**

Winner

End	Arrows			Score
1	5	5	4	14
2	3	4	3	10
3	4	3	4	11
4	3	5	4	12

Total		
14		13
24		29
35		42
47		55

End	Arrows			Score
1	4	4	5	13
2	5	6	5	16
3	3	6	4	13
4	5	3	5	13

47

55

Line Judge: **HILLAIRET Anthony (FRA)**
Target Judge: **YIP Eddie (HKG)**

Legend:

< / > Shooting order indicator



Start List

As of THU 14 AUG 2025

Back No.	Name	NOC Code
12	MOLNAR Jozsef	HUN
9	KENT-RODGMAN Chris	CAN



Match Results - Individual

Match Number: 110

Name: **MOLNAR Jozsef (HUN)**

Seed: **12**

Coach:

TARGET: 1A TARGET: 1B

Name: **KENT-RODGMAN Chris (CAN)**

Seed: **9**

Coach:

Winner

End	Arrows			Score
1	4	5	4	13
2	5	4	4	13
3	6	5	3	14
4	4	5	5	14
5	3	4	5	12
6	6	4	6	16

Total		
13		13
26		27
40		41
54		55
66		67
82		79

End	Arrows			Score
1	4	4	5	13
2	5	5	4	14
3	4	6	4	14
4	5	5	4	14
5	4	4	4	12
6	3	5	4	12

82

79

Line Judge: **HILLAIRET Anthony (FRA)**

Target Judge: **YIP Eddie (HKG)**

Legend:

< / > Shooting order indicator



Start List

As of FRI 15 AUG 2025

Back No.	Name	NOC Code
12	MOLNAR Jozsef	HUN
8	WANG Lei	CHN



Match Results - Individual

Match Number: 112

Name: **MOLNAR Jozsef (HUN)**

Seed: **12**

Coach:

TARGET: 1A TARGET: 1B

Name: **WANG Lei (CHN)**

Seed: **8**

Coach:

Winner

End	Arrows			Score
1	2	4	4	10
2	6	5	5	16
3	4	6	4	14
4	3	4	3	10
5	3	5	3	11
6	3	4	5	12

Total		
10		14
26		28
40		43
50		57
61		69
73		82

End	Arrows			Score
1	5	5	4	14
2	6	3	5	14
3	3	6	6	15
4	4	6	4	14
5	4	3	5	12
6	4	3	6	13

73

82

Line Judge: HILLAIRET Anthony (FRA)

Target Judge: AYOUBI Liliana (SYR)

Legend:

< / > Shooting order indicator



Start List

As of FRI 15 AUG 2025

Back No.	Name	NOC Code
8	WANG Lei	CHN
5	VERA Cesar	ESP



Match Results - Individual

Match Number: 114

Name: **WANG Lei (CHN)**

Seed: **8**

Coach:

TARGET: 1A TARGET: 1B

Name: **VERA Cesar (ESP)**

Seed: **5**

Coach:

Winner

End	Arrows			Score
1	4	4	3	11
2	5	5	4	14
3	6	4	4	14
4	6	4	5	15
5	6	4	5	15
6	2	4	3	9

Total		
11		6
25		19
39		33
54		49
69		64
78		78

End	Arrows			Score
1	2	0	4	6
2	4	5	4	13
3	5	5	4	14
4	5	6	5	16
5	6	4	5	15
6	4	5	5	14

78

78

SHOOT-OFF	Score	Score	Score	Closest
	5			

SHOOT-OFF	Score	Score	Score	Closest
	5			+

Line Judge: **HILLAIRET Anthony (FRA)**

Target Judge: **TAN Zheng Yuan (SGP)**

Legend:

+ Closest to Centre < / > Shooting order indicator



Start List

As of FRI 15 AUG 2025

Back No.	Name	NOC Code
5	VERA Cesar	ESP
4	MEYER Michael	GER



Match Results - Individual

Match Number: 116

Name: **VERA Cesar (ESP)**

Seed: **5**

Coach:

TARGET: 1A TARGET: 1B

Name: **MEYER Michael (GER)**

Seed: **4**

Coach:

Winner

End	Arrows			Score
1	4	3	4	11
2	4	3	5	12
3	6	5	4	15
4	4	5	6	15
5	5	6	6	17
6	4	4	4	12

Total		
11		11
23		22
38		36
53		50
70		65
82		78

End	Arrows			Score
1	4	4	3	11
2	3	4	4	11
3	4	6	4	14
4	4	6	4	14
5	6	5	4	15
6	4	4	5	13

82

78

Line Judge: **HILLAIRET Anthony (FRA)**

Target Judge: **AYOUBI Liliana (SYR)**

Legend:

< / > Shooting order indicator



Start List

As of THU 14 AUG 2025

Back No.	Name	NOC Code
10	GARCIA David Garcia	ESP
11	ANNALL James	GBR



Match Results - Individual

Match Number: 109

Name: **GARCIA David Garcia (ESP)**

Seed: **10**

Coach:

TARGET: 1A TARGET: 1B

Name: **ANNALL James (GBR)**

Seed: **11**

Coach:

Winner

End	Arrows			Score
1	5	4	3	12
2	4	1	5	10
3	4	5	5	14
4	5	4	5	14
5	4	5	4	13
6	4	4	4	12

Total		
12		10
22		17
36		27
50		37
63		48
75		58

End	Arrows			Score
1	1	3	6	10
2	5	2	0	7
3	6	4	0	10
4	5	2	3	10
5	4	3	4	11
6	4	4	2	10

75

58

Line Judge: PEREZ ORTIZ Liz del Carmen (MEX)

Target Judge: AYOUBI Liliana (SYR)

Legend:

< / > Shooting order indicator



Start List

As of FRI 15 AUG 2025

Back No.	Name	NOC Code
7	DAVIS Ryan Russell	USA
10	GARCIA David Garcia	ESP



Match Results - Individual

Match Number: 111

Name: **DAVIS Ryan Russell (USA)**

Seed: **7**

Coach:

TARGET: 1A TARGET: 1B

Name: **GARCIA David Garcia (ESP)**

Seed: **10**

Coach:

Winner

End	Arrows			Score
1	5	3	4	12
2	4	4	4	12
3	5	4	4	13
4	3	6	4	13
5	4	4	4	12
6	5	4	4	13

Total		
12		12
24		26
37		37
50		49
62		59
75		71

End	Arrows			Score
1	3	4	5	12
2	4	6	4	14
3	4	4	3	11
4	3	5	4	12
5	2	4	4	10
6	4	4	4	12

75

71

Line Judge: PEREZ ORTIZ Liz del Carmen (MEX)

Target Judge: TAN Zheng Yuan (SGP)

Legend:

< / > Shooting order indicator



Start List

As of FRI 15 AUG 2025

Back No.	Name	NOC Code
6	JACKSON David	FRA
7	DAVIS Ryan Russell	USA



Match Results - Individual

Match Number: 113

Name: **JACKSON David (FRA)**

Seed: **6**

Coach:

TARGET: 1A TARGET: 1B

Name: **DAVIS Ryan Russell (USA)**

Seed: **7**

Coach:

Winner

End	Arrows			Score
1	2	4	5	11
2	3	5	5	13
3	4	6	5	15
4	3	5	4	12
5	4	3	6	13
6	2	3	6	11

Total		
11		12
24		24
39		38
51		51
64		65
75		77

End	Arrows			Score
1	4	4	4	12
2	4	5	3	12
3	4	5	5	14
4	4	5	4	13
5	5	5	4	14
6	3	6	3	12

75

77

Line Judge: PEREZ ORTIZ Liz del Carmen (MEX)

Target Judge: YIP Eddie (HKG)

Legend:

< / > Shooting order indicator



Start List

As of FRI 15 AUG 2025

Back No.	Name	NOC Code
3	FAIRWEATHER Simon John	AUS
7	DAVIS Ryan Russell	USA



Match Results - Individual

Match Number: 115

Name: **FAIRWEATHER SJ (AUS)**

Seed: **3**

Coach:

TARGET: 1A TARGET: 1B

Name: **DAVIS Ryan Russell (USA)**

Seed: **7**

Coach:

Winner

End	Arrows			Score
1	3	4	4	11
2	6	3	4	13
3	4	3	5	12
4	6	4	3	13
5	5	4	5	14
6	4	2	4	10

Total		
11		10
24		22
36		31
49		44
63		59
73		70

End	Arrows			Score
1	4	3	3	10
2	5	4	3	12
3	4	2	3	9
4	4	3	6	13
5	6	4	5	15
6	4	5	2	11

73

70

Line Judge: PEREZ ORTIZ Liz del Carmen (MEX)

Target Judge: YIP Eddie (HKG)

Legend:

< / > Shooting order indicator



Start List

As of THU 14 AUG 2025

Back No.	Name	NOC Code
1	BARBIERI Simone	ITA
2	JONSSON Erik	SWE



Match Results - Individual

Match Number: 108

Name: **BARBIERI Simone (ITA)**

Seed: **1**

Coach:

TARGET: 1A TARGET: 1B

Name: **JONSSON Erik (SWE)**

Seed: **2**

Coach:

Winner

End	Arrows			Score
1	4	4	4	12
2	4	5	4	13
3	5	4	6	15
4	6	5	4	15
5	4	6	6	16
6	3	4	5	12

Total		
12		14
25		27
40		42
55		56
71		70
83		82

End	Arrows			Score
1	4	5	5	14
2	4	5	4	13
3	5	5	5	15
4	4	4	6	14
5	5	4	5	14
6	5	4	3	12

83

82

Line Judge: **HILLAIRET Anthony (FRA)**

Target Judge: **TAN Zheng Yuan (SGP)**

Legend:

< / > Shooting order indicator



Start List

As of SAT 9 AUG 2025

Target	Name	NOC Code
007A	GARCIA David Garcia	ESP
007B	KENT-RODGMAN Chris	CAN
007C	MOLNAR Jozsef	HUN
007D	WANG Lei	CHN
009A	BARBIERI Simone	ITA
009B	ANNALL James	GBR
009C	DAVIS Ryan Russell	USA
009D	MEYER Michael	GER
011A	VERA Cesar	ESP
011B	JONSSON Erik	SWE
011C	JACKSON David	FRA
011D	FAIRWEATHER Simon John	AUS



Results - Individual

Rank	Target	Name	NOC	Unmarked		Marked		6s	5s	Total Score	Shoot Off	Remark
				Score	Rank	Score	Rank					
1	9A	BARBIERI Simone	ITA	189	1			17	11	189		
2	11B	JONSSON Erik	SWE	179	2			10	18	179		
3	11D	FAIRWEATHER Simon John	AUS	175	3			13	9	175		
4	9D	MEYER Michael	GER	175	4			11	10	175		
5	11C	JACKSON David	FRA	174	5			10	14	174		
6	11A	VERA Cesar	ESP	173	6			9	15	173		
7	9C	DAVIS Ryan Russell	USA	165	7			8	9	165		
8	7D	WANG Lei	CHN	164	8			8	14	164		
9	7A	GARCIA David Garcia	ESP	161	9			6	11	161		
10	9B	ANNALL James	GBR	160	10			9	13	160		
11	7C	MOLNAR Jozsef	HUN	159	11			5	8	159		
12	7B	KENT-RODGMAN Chris	CAN	155	12			7	11	155		



Start List

As of THU 14 AUG 2025

Target	Name	NOC Code
007A	BARBIERI Simone	ITA
007B	JONSSON Erik	SWE
007C	FAIRWEATHER Simon John	AUS
007D	MEYER Michael	GER
009A	JACKSON David	FRA
009B	VERA Cesar	ESP
009C	DAVIS Ryan Russell	USA
009D	WANG Lei	CHN
011A	GARCIA David Garcia	ESP
011B	ANNALL James	GBR
011C	MOLNAR Jozsef	HUN
011D	KENT-RODGMAN Chris	CAN



Results - Individual

Rank	Target	Name	NOC	Unmarked		Marked		6s	5s	Total Score	Shoot Off	Remark
				Score	Rank	Score	Rank					
1	9A	BARBIERI Simone	ITA	189	1	182	1	30	24	371		
2	11B	JONSSON Erik	SWE	179	2	164	4	17	31	343		
3	11D	FAIRWEATHER Simon John	AUS	175	3	165	2	21	18	340		
4	9D	MEYER Michael	GER	175	4	165	2	16	25	340		
5	11A	VERA Cesar	ESP	173	6	160	6	17	22	333		
6	11C	JACKSON David	FRA	174	5	158	9	17	21	332		
7	9C	DAVIS Ryan Russell	USA	165	7	159	8	12	22	324		
8	7D	WANG Lei	CHN	164	8	159	7	13	27	323		
9	7B	KENT-RODGMAN Chris	CAN	155	12	163	5	11	25	318		
10	7A	GARCIA David Garcia	ESP	161	9	155	10	15	17	316		
11	9B	ANNALL James	GBR	160	10	150	11	16	21	310		
12	7C	MOLNAR Jozsef	HUN	159	11	144	12	9	16	303		



TWG
2025
CHENGDU



ARCHERY

Men's Compound



Entry List by Event

As of WED 6 AUG 2025

NOC	Name	Date of Birth
AUS - Australia	HAWES Brandon	30 JUL 1999
AUT - Austria	WIENER Nico	15 MAR 1997
CHN - People's Republic of China	AI Xinliang	19 MAY 1997
	LU Zhenhong	3 JAN 1992
COL - Colombia	MUNOZ Daniel	22 MAR 1989
DEN - Denmark	FULLERTON Mathias Bertrand	27 MAY 2003
FRA - France	GIRARD Nicolas	22 MAY 2000
GUA - Guatemala	BARILLAS Julio	20 MAR 1995
IND - India	KUMAR Rakesh	13 JAN 1985
	VERMA Abhishek	26 JUN 1989
	YADAV Rishabh	13 AUG 2002
ISR - Israel	YAMROM Shamai	7 APR 2005
ITA - Italy	BRUNO Marco	25 JAN 1992
KOR - Republic of Korea	LEE Eunho	20 APR 2006
MAS - Malaysia	GHAZALLI Aqil	27 JAN 1998
MEX - Mexico	GARCIA FLORES Sebastian	19 JUN 2002
NED - Netherlands	SCHLOESSER Mike	15 JAN 1994
NZL - New Zealand	VAN TONDER Riku	15 JAN 1989
PUR - Puerto Rico	PIZARRO Jean	11 JUL 1992
RSA - South Africa	CILLIERS Septimus	1 MAY 1979
	VERHOEF Hendre	6 MAY 2008
SVK - Slovakia	BOSANSKY Jozef	14 MAY 1976
TUR - Türkiye	AKCAOGLU Batuhan	14 AUG 2002
	SEZGIN Yagiz	12 MAY 2007
USA - United States of America	BROADNAX Curtis Lee	11 AUG 1999
	SULLIVAN Sawyer	5 APR 2004



Brackets - Elimination Round (Individual)

World Record 15 Arrows: 150 (13) FULLERTON Mathias DEN Dublin, OH (USA) 28 JUL 2024

Seed / RR	Name	NOC Code	1/32	1/8	Quarterfinals
1 / 715	SCHLOESSER Mike -BYE-	NED		SCHLOESSER M 147	SCHLOESSER M
17 / 702	GARCIA FLORES Sebastian	MEX	149	GARCIA FLORES S 145	Match No. 65 9 AUG - 14:00
16 / 702	HAWES Brandon	AUS	147		
9 / 709	YAMROM Shamai	ISR	146	YAMROM S 146	YAMROM S
24 / 696	LU Zhenhong	CHN	142		
25 / 694	LEE Eunho	KOR	147	BOSANSKY J 144	
8 / 709	BOSANSKY Jozef	SVK	148		
5 / 710	VERMA Abhishek -BYE-	IND		VERMA A 149	VERMA A
21 / 698	PIZARRO Jean	PUR	146	PIZARRO J 143	Match No. 66 9 AUG - 14:15
12 / 705	CILLIERS Septimus	RSA	144		
13 / 705	SULLIVAN Sawyer	USA	150	SULLIVAN S 147	SULLIVAN S
20 / 699	MUNOZ Daniel	COL	145		
4 / 712	-BYE- GIRARD Nicolas	FRA		GIRARD N 146	
3 / 713	WIENER Nico -BYE-	AUT		WIENER N 147	AKCAOGLU B
19 / 699	KUMAR Rakesh	IND	146	AKCAOGLU B 148	
14 / 704	AKCAOGLU Batuhan	TUR	147		Match No. 67 9 AUG - 14:30
11 / 705	VERHOEF Hendre	RSA	149	VERHOEF H 145-T.10	
22 / 697	Al Xinliang	CHN	146		BROADNAX CL
6 / 709	-BYE- BROADNAX Curtis Lee	USA		BROADNAX CL 145-T.10+	
7 / 709	BRUNO Marco	ITA	147-T.8	BARILLAS J 143	YADAV R
26 / 692	BARILLAS Julio	GUA	147-T.10		
23 / 697	VAN TONDER Riku	NZL	147	YADAV R 147	Match No. 68 9 AUG - 14:45
10 / 707	YADAV Rishabh	IND	150		
15 / 704	SEZGIN Yagiz	TUR	147	SEZGIN Y 146	SEZGIN Y
18 / 700	GHAZALLI Aqil	MAS	145		
2 / 714	-BYE- FULLERTON Mathias Bertrand	DEN		FULLERTON MB 145	

Legend:						
+	Closest to Centre	No.	Number	RR	Ranking Round Score	T.a Tie break arrow(s)



Brackets - Final Rounds (Individual)

World Record 15 Arrows: 150 (13) FULLERTON Mathias DEN Dublin, OH (USA) 28 JUL 2024

Seed / RR	Name	NOC Code	Quarterfinals	Semifinals	Finals
1 / 715	SCHLOESSER Mike	NED	147-T.10+	SCHLOESSER M 148	SCHLOESSER M 150 GOLD
9 / 709	YAMROM Shamai	ISR	147-T.10		
5 / 710	VERMA Abhishek	IND	148	VERMA A 145	SCHLOESSER M
13 / 705	SULLIVAN Sawyer	USA	145		
14 / 704	AKCAOGLU Batuhan	TUR	146	BROADNAX CL 147	BROADNAX CL 148 SILVER
6 / 709	BROADNAX Curtis Lee	USA	148		
10 / 707	YADAV Rishabh	IND	147	YADAV R 145	YADAV R 149 BRONZE
15 / 704	SEZGIN Yagiz	TUR	145		

Ranking Summary			
1	SCHLOESSER Mike	NED	
2	BROADNAX Curtis Lee	USA	
3	YADAV Rishabh	IND	
4	VERMA Abhishek	IND	
5	YAMROM Shamai	ISR	147
6	AKCAOGLU Batuhan	TUR	146
7	SEZGIN Yagiz	TUR	145
7	SULLIVAN Sawyer	USA	145

Legend:				
+	Closest to Centre	RR	Ranking Round Score	T.a Tie break arrow(s)



Medallists

Medal	Name	NOC
GOLD	SCHLOESSER Mike	NED - Netherlands
SILVER	BROADNAX Curtis Lee	USA - United States of America
BRONZE	YADAV Rishabh	IND - India



Start List

As of SAT 9 AUG 2025

Back No.	Name	NOC Code
5	VERMA Abhishek	IND
10	YADAV Rishabh	IND



Match Results - Individual

Match Number: 71

Name: **VERMA Abhishek (IND)**

Seed: **5**

Coach: Lokesh Chand

TARGET: 1 TARGET: 2

Name: **YADAV Rishabh (IND)**

Seed: **10**

Coach: Surinder Singh

Winner

End	Arrows			Score
1	9	10	X	29
2	10	9	10	29
3	X	10	10	30
4	X	X	9	29
5	10	X	X	30

Total		
29		30
58		59
88		89
117		119
147		149

End	Arrows			Score
1	10	10	10	30
2	X	X	9	29
3	10	X	10	30
4	10	X	X	30
5	X	10	X	30

147

149

Line Judge: PEREZ ORTIZ Liz del Carmen (MEX)

Target Judge: TAN Zheng Yuan (SGP)

Legend:

< / > Shooting order indicator



Start List

As of SAT 9 AUG 2025

Back No.	Name	NOC Code
1	SCHLOESSER Mike	NED
6	BROADNAX Curtis Lee	USA



Match Results - Individual

Match Number: 72

Name: **SCHLOESSER Mike (NED)**

Seed: **1**

Coach: **VAN APELDOORN Marcel**

TARGET: 1 TARGET: 2

Name: **BROADNAX Curtis Lee (USA)**

Seed: **6**

Coach: **JOHNSON JR James Kenneth**

Winner

End	Arrows			Score
1	X	10	X	30
2	X	X	10	30
3	10	10	X	30
4	10	X	10	30
5	10	X	X	30

Total		
30		30
60		59
90		89
120		118
150		148

End	Arrows			Score
1	X	X	10	30
2	10	X	9	29
3	X	10	X	30
4	10	9	X	29
5	X	X	10	30

150

148

Line Judge: **AYOUBI Liliana (SYR)**

Target Judge: **HILLAIRET Anthony (FRA)**

Legend:

< / > Shooting order indicator



Start List

As of SAT 9 AUG 2025

Back No.	Name	NOC Code
1	SCHLOESSER Mike	NED
5	VERMA Abhishek	IND



Match Results - Individual

Match Number: 69

Name: **SCHLOESSER Mike (NED)**

Seed: **1**

Coach: **VAN APELDOORN Marcel**

TARGET: 1 TARGET: 2

Name: **VERMA Abhishek (IND)**

Seed: **5**

Coach: **Lokesh Chand**

Winner

End	Arrows			Score
1	9	10	X	29
2	X	9	10	29
3	X	X	X	30
4	X	10	10	30
5	X	X	10	30

Total		
<	29	30
<	58	58
<	88	86
	118	116
	148	145

End	Arrows			Score
1	10	X	10	30
2	9	9	X	28
3	9	9	10	28
4	X	X	X	30
5	9	10	10	29

148

145

Line Judge: **PEREZ ORTIZ Liz del Carmen (MEX)**

Target Judge: **HILLAIRET Anthony (FRA)**

Legend:

< / > Shooting order indicator



Start List

As of SAT 9 AUG 2025

Back No.	Name	NOC Code
6	BROADNAX Curtis Lee	USA
10	YADAV Rishabh	IND



Match Results - Individual

Match Number: 70

Name: **BROADNAX Curtis Lee (USA)**

Seed: **6**

Coach: **JOHNSON JR James Kenneth**

TARGET: 1 TARGET: 2

Name: **YADAV Rishabh (IND)**

Seed: **10**

Coach: **Lokesh Chand**

Winner

End	Arrows			Score
1	10	10	10	30
2	X	10	9	29
3	X	9	9	28
4	X	10	10	30
5	X	X	10	30

Total		
30		29
59		57
87		86
117		116
147		145

End	Arrows			Score
1	X	10	9	29
2	8	10	10	28
3	9	10	X	29
4	10	X	X	30
5	10	X	9	29

147

145

Line Judge: **AYOUBI Liliana (SYR)**

Target Judge: **YIP Eddie (HKG)**

Legend:

< / > Shooting order indicator



Start List

As of SAT 9 AUG 2025

Back No.	Name	NOC Code
1	SCHLOESSER Mike	NED
9	YAMROM Shamai	ISR



Match Results - Individual

Match Number: 65

Name: **SCHLOESSER Mike (NED)**
Seed: **1**
Coach: **VAN APELDOORN Marcel**

TARGET: 1 TARGET: 2

Name: **YAMROM Shamai (ISR)**
Seed: **9**
Coach: **MATZKIN Guy**

Winner

End	Arrows			Score
1	X	9	10	29
2	X	10	9	29
3	10	10	X	30
4	X	9	X	29
5	10	X	10	30

Total		
<	29	29
<	58	57
	88	87
	117	117
<	147	147

End	Arrows			Score
1	10	10	9	29
2	9	10	9	28
3	X	10	10	30
4	X	10	10	30
5	10	10	10	30

147

147

SHOOT-OFF	Score	Score	Score	Closest
	X			+

SHOOT-OFF	Score	Score	Score	Closest
	X			

Line Judge: **PEREZ ORTIZ Liz del Carmen (MEX)**
Target Judge: **TAN Zheng Yuan (SGP)**

Legend:

+ Closest to Centre < / > Shooting order indicator



Start List

As of SAT 9 AUG 2025

Back No.	Name	NOC Code
5	VERMA Abhishek	IND
13	SULLIVAN Sawyer	USA



Match Results - Individual

Match Number: 66

Name: **VERMA Abhishek (IND)**

Seed: **5**

Coach: Lokesh Chand

TARGET: 1 TARGET: 2

Name: **SULLIVAN Sawyer (USA)**

Seed: **13**

Coach: JOHNSON JR James Kenneth

Winner

End	Arrows			Score
1	10	10	X	30
2	9	10	9	28
3	10	X	X	30
4	X	X	10	30
5	X	X	10	30

Total		
30		29
58		58
88		85
118		115
148		145

End	Arrows			Score
1	9	10	10	29
2	X	10	9	29
3	10	8	9	27
4	10	10	10	30
5	10	10	X	30

148

145

Line Judge: AYOUBI Liliana (SYR)

Target Judge: HILLAIRET Anthony (FRA)

Legend:

< / > Shooting order indicator



Start List

As of SAT 9 AUG 2025

Back No.	Name	NOC Code
14	AKCAOGLU Batuhan	TUR
6	BROADNAX Curtis Lee	USA



Match Results - Individual

Match Number: 67

Name: **AKCAOGLU Batuhan (TUR)**

Seed: **14**

Coach: **ERGIN Yusuf Goktug**

TARGET: 1 TARGET: 2

Name: **BROADNAX Curtis Lee (USA)**

Seed: **6**

Coach: **JOHNSON JR James Kenneth**

Winner

End	Arrows			Score
1	10	9	9	28
2	9	X	X	29
3	X	X	X	30
4	9	X	X	29
5	10	X	10	30

Total		
28		29
57		59
87		89
116		119
146		148

End	Arrows			Score
1	10	10	9	29
2	X	X	10	30
3	X	10	X	30
4	X	X	X	30
5	9	10	10	29

146

148

Line Judge: **PEREZ ORTIZ Liz del Carmen (MEX)**

Target Judge: **YIP Eddie (HKG)**

Legend:

< / > Shooting order indicator



Start List

As of SAT 9 AUG 2025

Back No.	Name	NOC Code
10	YADAV Rishabh	IND
15	SEZGIN Yagiz	TUR



Match Results - Individual

Match Number: 68

Name: **YADAV Rishabh (IND)**

Seed: **10**

Coach: Lokesh Chand

TARGET: 1 TARGET: 2

Name: **SEZGIN Yagiz (TUR)**

Seed: **15**

Coach: ERGIN Yusuf Goktug

Winner

End	Arrows			Score
1	10	X	9	29
2	X	X	10	30
3	9	X	X	29
4	9	10	10	29
5	10	X	X	30

Total		
<	29	29
<	59	59
<	88	86
	117	116
	147	145

End	Arrows			Score
1	10	10	9	29
2	X	10	X	30
3	9	8	X	27
4	X	X	10	30
5	10	X	9	29

147

145

Line Judge: AYOUBI Liliana (SYR)

Target Judge: TAN Zheng Yuan (SGP)

Legend:

< / > Shooting order indicator



Start List

As of SAT 9 AUG 2025

Back No.	Name	NOC Code
1	SCHLOESSER Mike	NED
17	GARCIA FLORES Sebastian	MEX



Match Results - Individual

Match Number: 33

Name: **SCHLOESSER Mike (NED)**

Seed: **1**

Coach:

TARGET: 5A TARGET: 5B

Name: **GARCIA FLORES S (MEX)**

Seed: **17**

Coach:

Winner

End	Arrows			Score
1	X	10	10	30
2	X	X	9	29
3	10	10	10	30
4	X	10	9	29
5	X	10	9	29

Total		
30		29
59		58
89		87
118		116
147		145

End	Arrows			Score
1	X	10	9	29
2	X	X	9	29
3	X	X	9	29
4	10	10	9	29
5	X	10	9	29

147

145

Line Judge:

Target Judge:



Start List

As of SAT 9 AUG 2025

Back No.	Name	NOC Code
9	YAMROM Shamai	ISR
8	BOSANSKY Jozef	SVK



Match Results - Individual

Match Number: 34

Name: **YAMROM Shamai (ISR)**

Seed: **9**

Coach:

TARGET: 6A **TARGET: 6B**

Name: **BOSANSKY Jozef (SVK)**

Seed: **8**

Coach:

Winner

End	Arrows			Score
1	X	X	9	29
2	X	X	9	29
3	10	9	10	29
4	X	X	10	30
5	X	X	9	29

Total		
29		30
58		60
87		87
117		115
146		144

End	Arrows			Score
1	X	X	10	30
2	10	10	10	30
3	9	9	9	27
4	10	9	9	28
5	X	10	9	29

146

144

Line Judge:

Target Judge:



Start List

As of SAT 9 AUG 2025

Back No.	Name	NOC Code
5	VERMA Abhishek	IND
21	PIZARRO Jean	PUR



Match Results - Individual

Match Number: 35

Name: **VERMA Abhishek (IND)**

Seed: **5**

Coach:

TARGET: 7A **TARGET: 7B**

Name: **PIZARRO Jean (PUR)**

Seed: **21**

Coach:

Winner

End	Arrows			Score
1	X	X	10	30
2	X	10	10	30
3	X	X	9	29
4	10	10	10	30
5	X	X	X	30

Total		
30		28
60		56
89		86
119		114
149		143

End	Arrows			Score
1	10	9	9	28
2	X	9	9	28
3	10	10	10	30
4	10	9	9	28
5	X	X	9	29

149

143

Line Judge:

Target Judge:



Start List

As of SAT 9 AUG 2025

Back No.	Name	NOC Code
13	SULLIVAN Sawyer	USA
4	GIRARD Nicolas	FRA



Match Results - Individual

Match Number: 36

Name: **SULLIVAN Sawyer (USA)**

Seed: **13**

Coach:

TARGET: 8A **TARGET: 8B**

Name: **GIRARD Nicolas (FRA)**

Seed: **4**

Coach:

Winner

End	Arrows			Score
1	X	X	X	30
2	X	10	10	30
3	X	X	10	30
4	X	10	9	29
5	X	9	9	28

Total		
30		30
60		60
90		89
119		119
147		146

End	Arrows			Score
1	X	10	10	30
2	X	X	10	30
3	10	10	9	29
4	X	X	X	30
5	10	9	8	27

147

146

Line Judge:

Target Judge:



Start List

As of SAT 9 AUG 2025

Back No.	Name	NOC Code
3	WIENER Nico	AUT
14	AKCAOGLU Batuhan	TUR



Match Results - Individual

Match Number: 37

Name: **WIENER Nico (AUT)**

Seed: **3**

Coach:

TARGET: 9A **TARGET: 9B**

Name: **AKCAOGLU Batuhan (TUR)**

Seed: **14**

Coach:

Winner

End	Arrows			Score
1	X	10	10	30
2	X	10	9	29
3	X	X	9	29
4	10	10	10	30
5	10	10	9	29

Total		
30		29
59		59
88		89
118		119
147		148

End	Arrows			Score
1	X	10	9	29
2	X	X	10	30
3	X	X	10	30
4	X	X	10	30
5	10	10	9	29

147

148

Line Judge:

Target Judge:



Start List

As of SAT 9 AUG 2025

Back No.	Name	NOC Code
11	VERHOEF Hendre	RSA
6	BROADNAX Curtis Lee	USA



Match Results - Individual

Match Number: 38

Name: **VERHOEF Hendre (RSA)**

Seed: **11**

Coach:

TARGET: 10A TARGET: 10B

Name: **BROADNAX Curtis Lee (USA)**

Seed: **6**

Coach:

Winner

End	Arrows			Score
1	X	X	9	29
2	X	10	10	30
3	10	9	9	28
4	X	10	10	30
5	10	9	9	28

Total		
29		28
59		57
87		87
117		116
145		145

End	Arrows			Score
1	10	9	9	28
2	X	X	9	29
3	X	10	10	30
4	10	10	9	29
5	X	X	9	29

145

145

SHOOT-OFF	Score	Score	Score	Closest
	10			

SHOOT-OFF	Score	Score	Score	Closest
	X			+

Line Judge:

Target Judge:

Legend:

+ Closest to Centre



Start List

As of SAT 9 AUG 2025

Back No.	Name	NOC Code
26	BARILLAS Julio	GUA
10	YADAV Rishabh	IND



Match Results - Individual

Match Number: 39

Name: **BARILLAS Julio (GUA)**

Seed: **26**

Coach:

TARGET: 11A TARGET: 11B

Name: **YADAV Rishabh (IND)**

Seed: **10**

Coach:

Winner

End	Arrows			Score
1	10	9	9	28
2	X	9	9	28
3	10	10	9	29
4	10	10	9	29
5	10	10	9	29

Total		
28		30
56		59
85		88
114		117
143		147

End	Arrows			Score
1	X	X	10	30
2	X	X	9	29
3	X	X	9	29
4	10	10	9	29
5	X	X	10	30

143

147

Line Judge:

Target Judge:



Start List

As of SAT 9 AUG 2025

Back No.	Name	NOC Code
15	SEZGIN Yagiz	TUR
2	FULLERTON Mathias Bertrand	DEN



Match Results - Individual

Match Number: 40

Name: **SEZGIN Yagiz (TUR)**

Seed: **15**

Coach:

TARGET: 12A TARGET: 12B

Name: **FULLERTON MB (DEN)**

Seed: **2**

Coach:

Winner

End	Arrows			Score
1	X	10	9	29
2	X	X	10	30
3	10	9	9	28
4	10	10	9	29
5	X	10	10	30

Total		
29		30
59		58
87		87
116		117
146		145

End	Arrows			Score
1	X	X	10	30
2	X	9	9	28
3	X	X	9	29
4	X	10	10	30
5	10	9	9	28

146

145

Line Judge:

Target Judge:



Start List

As of SAT 9 AUG 2025

Back No.	Name	NOC Code
17	GARCIA FLORES Sebastian	MEX
16	HAWES Brandon	AUS



Match Results - Individual

Match Number: 18

Name: **GARCIA FLORES S (MEX)**

Seed: **17**

Coach:

TARGET: 2A **TARGET: 2B**

Name: **HAWES Brandon (AUS)**

Seed: **16**

Coach:

Winner

End	Arrows			Score
1	X	X	10	30
2	10	10	9	29
3	X	10	10	30
4	X	10	10	30
5	X	X	10	30

Total		
30		28
59		57
89		87
119		117
149		147

End	Arrows			Score
1	X	9	9	28
2	X	X	9	29
3	X	X	10	30
4	X	X	X	30
5	X	X	10	30

149

147

Line Judge:

Target Judge:



Start List

As of SAT 9 AUG 2025

Back No.	Name	NOC Code
9	YAMROM Shamaï	ISR
24	LU Zhenhong	CHN



Match Results - Individual

Match Number: 19

Name: **YAMROM Shamai (ISR)**

Seed: **9**

Coach:

TARGET: 3A **TARGET: 3B**

Name: **LU Zhenhong (CHN)**

Seed: **24**

Coach:

Winner

End	Arrows			Score
1	X	10	9	29
2	10	10	9	29
3	X	10	9	29
4	X	10	9	29
5	X	X	10	30

Total		
29		28
58		57
87		87
116		116
146		142

End	Arrows			Score
1	X	9	9	28
2	10	10	9	29
3	X	X	10	30
4	X	10	9	29
5	9	9	8	26

146

142

Line Judge:

Target Judge:



Start List

As of SUN 10 AUG 2025

Back No.	Name	NOC Code
25	LEE Eunho	KOR
8	BOSANSKY Jozef	SVK



Match Results - Individual

Match Number: 20

Name: **LEE Eunho (KOR)**

Seed: **25**

Coach:

TARGET: 4A **TARGET: 4B**

Name: **BOSANSKY Jozef (SVK)**

Seed: **8**

Coach:

Winner

End	Arrows			Score
1	10	10	9	29
2	X	X	X	30
3	X	10	9	29
4	X	10	9	29
5	X	10	10	30

Total		
29		30
59		60
88		90
117		120
147		148

End	Arrows			Score
1	X	10	10	30
2	10	10	10	30
3	X	10	10	30
4	X	10	10	30
5	10	9	9	28

147

148

Line Judge:

Target Judge:



Start List

As of SAT 9 AUG 2025

Back No.	Name	NOC Code
21	PIZARRO Jean	PUR
12	CILLIERS Septimus	RSA



Match Results - Individual

Match Number: 22

Name: **PIZARRO Jean (PUR)**

Seed: **21**

Coach:

TARGET: 6A TARGET: 6B

Name: **CILLIERS Septimus (RSA)**

Seed: **12**

Coach:

Winner

End	Arrows			Score
1	X	10	9	29
2	X	X	9	29
3	X	10	10	30
4	X	10	9	29
5	X	10	9	29

Total		
29		28
58		58
88		86
117		115
146		144

End	Arrows			Score
1	10	9	9	28
2	X	10	10	30
3	10	9	9	28
4	X	10	9	29
5	X	X	9	29

146

144

Line Judge:

Target Judge:



Start List

As of SAT 9 AUG 2025

Back No.	Name	NOC Code
13	SULLIVAN Sawyer	USA
20	MUNOZ Daniel	COL



Match Results - Individual

Match Number: 23

Name: **SULLIVAN Sawyer (USA)**

Seed: **13**

Coach:

TARGET: 7A **TARGET: 7B**

Name: **MUNOZ Daniel (COL)**

Seed: **20**

Coach:

Winner

End	Arrows			Score
1	X	10	10	30
2	X	10	10	30
3	X	10	10	30
4	X	10	10	30
5	X	X	10	30

Total		
30		29
60		58
90		85
120		115
150		145

End	Arrows			Score
1	X	10	9	29
2	X	10	9	29
3	9	9	9	27
4	X	10	10	30
5	X	10	10	30

150

145

Line Judge:

Target Judge:



Start List

As of SAT 9 AUG 2025

Back No.	Name	NOC Code
19	KUMAR Rakesh	IND
14	AKCAOGLU Batuhan	TUR



Match Results - Individual

Match Number: 26

Name: **KUMAR Rakesh (IND)**

Seed: **19**

Coach:

TARGET: 10A TARGET: 10B

Name: **AKCAOGLU Batuhan (TUR)**

Seed: **14**

Coach:

Winner

End	Arrows			Score
1	10	10	10	30
2	X	X	10	30
3	X	X	9	29
4	X	X	9	29
5	10	9	9	28

Total		
30		30
60		59
89		89
118		118
146		147

End	Arrows			Score
1	10	10	10	30
2	X	X	9	29
3	10	10	10	30
4	X	10	9	29
5	X	10	9	29

146

147

Line Judge:

Target Judge:



Start List

As of SAT 9 AUG 2025

Back No.	Name	NOC Code
11	VERHOEF Hendre	RSA
22	AI Xinliang	CHN



Match Results - Individual

Match Number: 27

Name: **VERHOEF Hendre (RSA)**

Seed: **11**

Coach:

TARGET: 11A TARGET: 11B

Name: **AI Xinliang (CHN)**

Seed: **22**

Coach:

Winner

End	Arrows			Score
1	X	10	10	30
2	10	10	10	30
3	X	X	10	30
4	X	10	9	29
5	X	X	10	30

Total		
30		30
60		59
90		88
119		117
149		146

End	Arrows			Score
1	X	10	10	30
2	X	10	9	29
3	10	10	9	29
4	X	10	9	29
5	X	X	9	29

149

146

Line Judge:

Target Judge:



Start List

As of SAT 9 AUG 2025

Back No.	Name	NOC Code
7	BRUNO Marco	ITA
26	BARILLAS Julio	GUA



Match Results - Individual

Match Number: 29

Name: **BRUNO Marco (ITA)**

Seed: **7**

Coach:

TARGET: 13A TARGET: 13B

Name: **BARILLAS Julio (GUA)**

Seed: **26**

Coach:

Winner

End	Arrows			Score
1	X	X	10	30
2	X	10	9	29
3	X	10	9	29
4	X	10	10	30
5	X	X	9	29

Total		
30		30
59		60
88		89
118		118
147		147

End	Arrows			Score
1	X	X	10	30
2	X	X	10	30
3	10	10	9	29
4	10	10	9	29
5	10	10	9	29

147

147

SHOOT-OFF	Score	Score	Score	Closest
	8			

SHOOT-OFF	Score	Score	Score	Closest
	X			

Line Judge:

Target Judge:



Start List

As of SAT 9 AUG 2025

Back No.	Name	NOC Code
23	VAN TONDER Riku	NZL
10	YADAV Rishabh	IND



Match Results - Individual

Match Number: 30

Name: **VAN TONDER Riku (NZL)**

Seed: **23**

Coach:

TARGET: 14A TARGET: 14B

Name: **YADAV Rishabh (IND)**

Seed: **10**

Coach:

Winner

End	Arrows			Score
1	X	X	9	29
2	10	10	10	30
3	X	10	10	30
4	X	X	9	29
5	X	10	9	29

Total		
29		30
59		60
89		90
118		120
147		150

End	Arrows			Score
1	X	X	X	30
2	X	X	10	30
3	X	X	10	30
4	X	X	10	30
5	X	10	10	30

147

150

Line Judge:

Target Judge:



Start List

As of SAT 9 AUG 2025

Back No.	Name	NOC Code
15	SEZGIN Yagiz	TUR
18	GHAZALLI Aqil	MAS



Match Results - Individual

Match Number: 31

Name: **SEZGIN Yagiz (TUR)**

Seed: **15**

Coach:

TARGET: 15A TARGET: 15B

Name: **GHAZALLI Aqil (MAS)**

Seed: **18**

Coach:

Winner

End	Arrows			Score
1	X	10	9	29
2	X	X	9	29
3	10	10	10	30
4	10	10	9	29
5	10	10	10	30

Total		
29		29
58		59
88		86
117		116
147		145

End	Arrows			Score
1	X	10	9	29
2	10	10	10	30
3	9	9	9	27
4	X	X	10	30
5	X	10	9	29

147

145

Line Judge:

Target Judge:



Start List

As of THU 7 AUG 2025

Target	Name	NOC Code
001A	VERMA Abhishek	IND
001B	AI Xinliang	CHN
002A	KUMAR Rakesh	IND
002B	LU Zhenhong	CHN
003A	YADAV Rishabh	IND
003B	CILLIERS Septimus	RSA
004A	SULLIVAN Sawyer	USA
004B	VERHOEF Hendre	RSA
005A	BROADNAX Curtis Lee	USA
005B	SEZGIN Yagiz	TUR
006A	LEE Eunho	KOR
006B	AKCAOGLU Batuhan	TUR
007A	BOSANSKY Jozef	SVK
007B	YAMROM Shamai	ISR
008A	GIRARD Nicolas	FRA
008B	BARILLAS Julio	GUA
009A	SCHLOESSER Mike	NED
009B	PIZARRO Jean	PUR
010A	BRUNO Marco	ITA
010B	VAN TONDER Riku	NZL
011A	GARCIA FLORES Sebastian	MEX
011B	FULLERTON Mathias Bertrand	DEN
012A	HAWES Brandon	AUS
012B	MUNOZ Daniel	COL
013A	GHAZALLI Aqil	MAS
013B	WIENER Nico	AUT

REVISED

'Country code' in Header has been corrected as 'NOC code'



Results - Individual

REVISED
7 AUG 15:53

World Record 72 Arrows: 718 GELLENTHIEN Braden USA Decatur, Alabama (USA) 13 JUL 2016

Rank	Target	Name	NOC Code	1 st Half	2 nd Half	10's	X's	Score	
1	9A	SCHLOESSER Mike	NED	357 / 1	358 / 1	67	43	715	
2	11B	FULLERTON Mathias Bertrand	DEN	356 / 4	358 / 2	66	37	714	
3	13B	WIENER Nico	AUT	355 / 8	358 / 2	65	36	713	
4	8A	GIRARD Nicolas	FRA	356 / 5	356 / 4	64	43	712	
5	1A	VERMA Abhishek	IND	356 / 6	354 / 6	62	30	710	
6	5A	BROADNAX Curtis Lee	USA	355 / 7	354 / 6	62	26	709	
7	10A	BRUNO Marco	ITA	357 / 2	352 / 13	61	31	709	
8	7A	BOSANSKY Jozef	SVK	357 / 3	352 / 12	61	28	709	
9	7B	YAMROM Shamai	ISR	354 / 12	355 / 5	61	22	709	
10	3A	YADAV Rishabh	IND	355 / 9	352 / 11	59	32	707	
11	4B	VERHOEF Hendre	RSA	354 / 10	351 / 15	59	23	705	
12	3B	CILLIERS Septimus	RSA	351 / 19	354 / 8	57	24	705	DT
13	4A	SULLIVAN Sawyer	USA	352 / 16	353 / 9	57	24	705	DT
14	6B	AKCAOGLU Batuhan	TUR	352 / 15	352 / 10	57	22	704	
15	5B	SEZGIN Yagiz	TUR	353 / 14	351 / 16	56	26	704	
16	12A	HAWES Brandon	AUS	354 / 11	348 / 20	55	24	702	
17	11A	GARCIA FLORES Sebastian	MEX	351 / 17	351 / 17	54	27	702	
18	13A	GHAZALLI Aqil	MAS	353 / 13	347 / 23	52	24	700	
19	2A	KUMAR Rakesh	IND	350 / 22	349 / 19	52	24	699	
20	12B	MUNOZ Daniel	COL	351 / 18	348 / 21	52	19	699	
21	9B	PIZARRO Jean	PUR	347 / 24	351 / 18	50	27	698	
22	1B	AI Xinliang	CHN	350 / 21	347 / 22	52	33	697	
23	10B	VAN TONDER Riku	NZL	345 / 26	352 / 14	49	20	697	
24	2B	LU Zhenhong	CHN	351 / 20	345 / 25	49	16	696	
25	6A	LEE Eunho	KOR	348 / 23	346 / 24	46	17	694	
26	8B	BARILLAS Julio	GUA	347 / 25	345 / 26	44	21	692	

LEGEND:

DT Disk toss used to break the tie

REVISED

Rank has been corrected in accordance with tie break rule

Timing and Results provided by Tissot



ARCHERY

Men's Recurve



Entry List by Event

As of WED 6 AUG 2025

NOC	Name	Date of Birth
AUS - Australia	TYACK Ryan	2 JUN 1991
BEL - Belgium	DAMAN Jelle	12 APR 2002
CHN - People's Republic of China	CUI Jingxuan	10 DEC 2008
CRO - Croatia	REMAR Alen	19 AUG 1999
FRA - France	MULOT Florent	8 APR 1992
GBR - Great Britain	HUSTON Patrick	5 JAN 1996
GER - Germany	UNRUH Florian	7 JUN 1993
ITA - Italy	BORSANI Matteo	14 MAY 2003
NED - Netherlands	BAKKER Willem	13 JUN 2000
SLO - Slovenia	RAVNIKAR Ziga	25 DEC 1999
USA - United States of America	QUEROL Andrew Gabriel	5 AUG 1995
	YAMAGUCHI Gary	4 DEC 1956



Brackets - Final Rounds (Individual)

Seed / RR	Name	NOC Code	Semifinals	Finals
1 / 395	BORSANI Matteo	ITA	61	BORSANI M 61 GOLD
3 / 369	BAKKER Willem	NED	57	
4 / 368	HUSTON Patrick	GBR	64	HUSTON P 58 SILVER
2 / 380	UNRUH Florian	GER	61	
				BAKKER W 60 BRONZE
				UNRUH F 59

Ranking Summary

1	BORSANI Matteo	ITA	
2	HUSTON Patrick	GBR	
3	BAKKER Willem	NED	
4	UNRUH Florian	GER	
5	TYACK Ryan	AUS	85
5	CUI Jingxuan	CHN	87
7	RAVNIKAR Ziga	SLO	79
7	MULOT Florent	FRA	85

Legend:

RR Ranking Round Score



Medallists

Medal	Name	NOC
GOLD	BORSANI Matteo	ITA - Italy
SILVER	HUSTON Patrick	GBR - Great Britain
BRONZE	BAKKER Willem	NED - Netherlands



Start List

As of WED 13 AUG 2025

Back No.	Name	NOC Code
3	BAKKER Willem	NED
2	UNRUH Florian	GER



Match Results - Individual

Match Number: 97

Name: **BAKKER Willem (NED)**

Seed: **3**

Coach: **VAN DEN BOSCH Guido**

TARGET: 1A TARGET: 1B

Name: **UNRUH Florian (GER)**

Seed: **2**

Coach: **LANGE Peter**

Winner

End	Arrows			Score
1	6	6	6	18
2	4	3	4	11
3	6	5	5	16
4	4	6	5	15

Total		
18		17
29		29
45		44
60		59

End	Arrows			Score
1	6	5	6	17
2	4	4	4	12
3	5	5	5	15
4	4	6	5	15

60

59

Line Judge: **PEREZ ORTIZ Liz del Carmen (MEX)**

Target Judge: **TAN Zheng Yuan (SGP)**

Legend:

< / > Shooting order indicator



Start List

As of WED 13 AUG 2025

Back No.	Name	NOC Code
1	BORSANI Matteo	ITA
4	HUSTON Patrick	GBR



Match Results - Individual

Match Number: 98

Name: **BORSANI Matteo (ITA)**

Seed: **1**

Coach: **BOTTO Giorgio**

TARGET: 1A **TARGET: 1B**

Name: **HUSTON Patrick (GBR)**

Seed: **4**

Coach: **ANNALL James**

Winner

End	Arrows			Score
1	5	4	5	14
2	5	3	5	13
3	6	6	5	17
4	5	6	6	17

Total		
14		14
27		28
44		43
61		58

End	Arrows			Score
1	4	5	5	14
2	5	4	5	14
3	5	6	4	15
4	6	5	4	15

61

58

Line Judge: **HILLAIRET Anthony (FRA)**

Target Judge: **AYOUBI Liliana (SYR)**

Legend:

< / > Shooting order indicator



Start List

As of TUE 12 AUG 2025

Back No.	Name	NOC Code
1	BORSANI Matteo	ITA
3	BAKKER Willem	NED



Match Results - Individual

Match Number: 95

Name: **BORSANI Matteo (ITA)**
Seed: **1**
Coach: **BOTTO Giorgio**

TARGET: 1A **TARGET: 1B**

Name: **BAKKER Willem (NED)**
Seed: **3**
Coach: **VAN DEN BOSCH Guido**

Winner

End	Arrows			Score
1	4	5	5	14
2	6	5	5	16
3	5	5	6	16
4	5	5	5	15

Total		
14		15
30		27
46		43
61		57

End	Arrows			Score
1	4	6	5	15
2	4	4	4	12
3	5	6	5	16
4	6	4	4	14

61

57

Line Judge: **PEREZ ORTIZ Liz del Carmen (MEX)**
Target Judge: **AYOUBI Liliana (SYR)**

Legend:

< / > Shooting order indicator



Start List

As of TUE 12 AUG 2025

Back No.	Name	NOC Code
4	HUSTON Patrick	GBR
2	UNRUH Florian	GER



Match Results - Individual

Match Number: 96

Name: **HUSTON Patrick (GBR)**

Seed: **4**

Coach: **ANNALL James**

TARGET: 1A **TARGET: 1B**

Name: **UNRUH Florian (GER)**

Seed: **2**

Coach: **LANGE Peter**

Winner

End	Arrows			Score
1	5	6	6	17
2	6	5	5	16
3	6	5	6	17
4	5	5	4	14

Total		
17		16
33		32
50		47
64		61

End	Arrows			Score
1	5	5	6	16
2	6	6	4	16
3	6	5	4	15
4	5	5	4	14

64

61

Line Judge: **HILLAIRET Anthony (FRA)**

Target Judge: **YIP Eddie (HKG)**

Legend:

< / > Shooting order indicator



Start List

REVISED
12 AUG 8:00

As of TUE 12 AUG 2025

Back No.	Name	NOC Code
12	YAMAGUCHI Gary	USA
9	REMAR Alen	CRO

REVISED

Position has been corrected



Match Results - Individual

Match Number: 84

Name: **YAMAGUCHI Gary (USA)**

Seed: **12**

Coach:

TARGET: 1A TARGET: 1B

Name: **REMAR Alen (CRO)**

Seed: **9**

Coach:

Winner

End	Arrows			Score
1	3	6	4	13
2	4	6	0	10
3	0	4	3	7
4	4	4	3	11
5	3	5	4	12
6	3	6	3	12

Total		
13		16
23		30
30		43
41		59
53		71
65		86

End	Arrows			Score
1	5	6	5	16
2	5	5	4	14
3	5	3	5	13
4	6	5	5	16
5	4	4	4	12
6	6	5	4	15

65

86

Line Judge: **HILLAIRET Anthony (FRA)**

Target Judge: **TAN Zheng Yuan (SGP)**

Legend:

< / > Shooting order indicator



Start List

As of TUE 12 AUG 2025

Back No.	Name	NOC Code
9	REMAR Alen	CRO
8	RAVNIKAR Ziga	SLO



Match Results - Individual

Match Number: 86

Name: **REMAR Alen (CRO)**

Seed: **9**

Coach:

TARGET: 1A TARGET: 1B

Name: **RAVNIKAR Ziga (SLO)**

Seed: **8**

Coach:

Winner

End	Arrows			Score
1	4	5	4	13
2	4	5	4	13
3	5	4	6	15
4	6	6	4	16
5	4	4	4	12
6	4	4	4	12

Total		
13		16
26		30
41		44
57		59
69		68
81		83

End	Arrows			Score
1	6	5	5	16
2	4	5	5	14
3	5	5	4	14
4	5	4	6	15
5	2	4	3	9
6	5	4	6	15

81

83

Line Judge: **HILLAIRET Anthony (FRA)**

Target Judge: **YIP Eddie (HKG)**

Legend:

< / > Shooting order indicator



Start List

As of TUE 12 AUG 2025

Back No.	Name	NOC Code
8	RAVNIKAR Ziga	SLO
5	TYACK Ryan	AUS



Match Results - Individual

Match Number: 88

Name: **RAVNIKAR Ziga (SLO)**

Seed: **8**

Coach:

TARGET: 1A TARGET: 1B

Name: **TYACK Ryan (AUS)**

Seed: **5**

Coach:

Winner

End	Arrows			Score
1	4	3	4	11
2	6	6	4	16
3	5	3	4	12
4	2	4	6	12
5	5	5	6	16
6	4	4	4	12

Total		
11		16
27		28
39		43
51		58
67		75
79		91

End	Arrows			Score
1	4	6	6	16
2	4	4	4	12
3	4	6	5	15
4	4	5	6	15
5	6	6	5	17
6	5	5	6	16

79

91

Line Judge: HILLAIRET Anthony (FRA)

Target Judge: AYOUBI Liliana (SYR)

Legend:

< / > Shooting order indicator



Start List

As of TUE 12 AUG 2025

Back No.	Name	NOC Code
5	TYACK Ryan	AUS
4	HUSTON Patrick	GBR



Match Results - Individual

Match Number: 90

Name: **TYACK Ryan (AUS)**

Seed: **5**

Coach:

TARGET: 1A **TARGET: 1B**

Name: **HUSTON Patrick (GBR)**

Seed: **4**

Coach:

Winner

End	Arrows			Score
1	5	4	4	13
2	3	3	6	12
3	5	6	5	16
4	4	4	5	13
5	6	5	5	16
6	5	5	5	15

Total		
13		15
25		30
41		44
54		62
70		77
85		88

End	Arrows			Score
1	5	4	6	15
2	6	4	5	15
3	4	5	5	14
4	6	6	6	18
5	5	5	5	15
6	4	2	5	11

85

88

Line Judge: **HILLAIRET Anthony (FRA)**

Target Judge: **YIP Eddie (HKG)**

Legend:

< / > Shooting order indicator



Start List

As of MON 11 AUG 2025

Back No.	Name	NOC Code
10	DAMAN Jelle	BEL
11	QUEROL Andrew Gabriel	USA



Match Results - Individual

Match Number: 83

Name: **DAMAN Jelle (BEL)**

Seed: **10**

Coach:

TARGET: 1A TARGET: 1B

Name: **QUEROL Andrew Gabriel (USA)**

Seed: **11**

Coach:

Winner

End	Arrows			Score
1	5	3	6	14
2	6	0	3	9
3	3	4	0	7
4	6	4	6	16
5	3	4	4	11
6	4	4	5	13

Total		
14		12
23		23
30		30
46		42
57		54
70		67

End	Arrows			Score
1	4	4	4	12
2	3	3	5	11
3	2	2	3	7
4	3	4	5	12
5	3	5	4	12
6	4	5	4	13

70

67

Line Judge: PEREZ ORTIZ Liz del Carmen (MEX)

Target Judge: YIP Eddie (HKG)

Legend:

< / > Shooting order indicator



Start List

As of TUE 12 AUG 2025

Back No.	Name	NOC Code
7	CUI Jingxuan	CHN
10	DAMAN Jelle	BEL



Match Results - Individual

Match Number: 85

Name: **CUI Jingxuan (CHN)**

Seed: **7**

Coach:

TARGET: 1A **TARGET: 1B**

Name: **DAMAN Jelle (BEL)**

Seed: **10**

Coach:

Winner

End	Arrows			Score
1	4	4	5	13
2	4	6	4	14
3	5	5	4	14
4	4	5	5	14
5	4	5	5	14
6	4	4	3	11

Total		
13		14
27		29
41		42
55		53
69		65
80		77

End	Arrows			Score
1	5	5	4	14
2	6	4	5	15
3	4	6	3	13
4	5	3	3	11
5	5	4	3	12
6	4	4	4	12

80

77

Line Judge: PEREZ ORTIZ Liz del Carmen (MEX)

Target Judge: AYOUBI Liliana (SYR)

Legend:

< / > Shooting order indicator



Start List

As of TUE 12 AUG 2025

Back No.	Name	NOC Code
6	MULOT Florent	FRA
7	CUI Jingxuan	CHN



Match Results - Individual

Match Number: 87

Name: **MULOT Florent (FRA)**

Seed: **6**

Coach:

TARGET: 1A TARGET: 1B

Name: **CUI Jingxuan (CHN)**

Seed: **7**

Coach:

Winner

End	Arrows			Score
1	4	5	6	15
2	5	4	4	13
3	3	5	3	11
4	4	5	5	14
5	6	5	6	17
6	5	4	6	15

Total		
15		15
28		27
39		41
53		57
70		72
85		87

End	Arrows			Score
1	4	6	5	15
2	4	4	4	12
3	4	4	6	14
4	6	6	4	16
5	4	6	5	15
6	6	5	4	15

85

87

Line Judge: PEREZ ORTIZ Liz del Carmen (MEX)

Target Judge: TAN Zheng Yuan (SGP)

Legend:

< / > Shooting order indicator



Start List

As of TUE 12 AUG 2025

Back No.	Name	NOC Code
3	BAKKER Willem	NED
7	CUI Jingxuan	CHN



Match Results - Individual

Match Number: 89

Name: **BAKKER Willem (NED)**

Seed: **3**

Coach:

TARGET: 1A TARGET: 1B

Name: **CUI Jingxuan (CHN)**

Seed: **7**

Coach:

Winner

End	Arrows			Score
1	3	3	5	11
2	4	6	6	16
3	6	6	5	17
4	4	4	5	13
5	4	6	6	16
6	5	6	4	15

Total		
11		16
27		31
44		46
57		61
73		75
88		87

End	Arrows			Score
1	4	6	6	16
2	5	4	6	15
3	6	4	5	15
4	5	6	4	15
5	5	5	4	14
6	5	4	3	12

88

87

Line Judge: PEREZ ORTIZ Liz del Carmen (MEX)

Target Judge: TAN Zheng Yuan (SGP)

Legend:

< / > Shooting order indicator



Start List

As of MON 11 AUG 2025

Back No.	Name	NOC Code
1	BORSANI Matteo	ITA
2	UNRUH Florian	GER



Match Results - Individual

Match Number: 82

Name: **BORSANI Matteo (ITA)**

Seed: **1**

Coach:

TARGET: 1A TARGET: 1B

Name: **UNRUH Florian (GER)**

Seed: **2**

Coach:

Winner

End	Arrows			Score
1	4	6	6	16
2	4	6	6	16
3	5	4	6	15
4	6	6	6	18
5	5	5	5	15
6	6	4	5	15

Total		
16		16
32		30
47		43
65		59
80		77
95		91

End	Arrows			Score
1	6	5	5	16
2	6	4	4	14
3	4	4	5	13
4	5	6	5	16
5	6	6	6	18
6	5	4	5	14

95

91

Line Judge: **HILLAIRET Anthony (FRA)**

Target Judge: **AYOUBI Liliana (SYR)**

Legend:

< / > Shooting order indicator



Start List

As of SAT 9 AUG 2025

Target	Name	NOC Code
007A	QUEROL Andrew Gabriel	USA
007B	RAVNIKAR Ziga	SLO
007C	REMAR Alen	CRO
007D	HUSTON Patrick	GBR
009A	UNRUH Florian	GER
009B	DAMAN Jelle	BEL
009C	BORSANI Matteo	ITA
009D	TYACK Ryan	AUS
011A	YAMAGUCHI Gary	USA
011B	BAKKER Willem	NED
011C	CUI Jingxuan	CHN
011D	MULOT Florent	FRA



Results - Individual

Rank	Target	Name	NOC	Unmarked		Marked		6s	5s	Total Score	Shoot Off	Remark
				Score	Rank	Score	Rank					
1	9A	UNRUH Florian	GER	190	1			14	19	190		
2	9C	BORSANI Matteo	ITA	187	2			18	12	187		
3	7D	HUSTON Patrick	GBR	185	3			15	11	185		
4	11B	BAKKER Willem	NED	184	4			13	16	184		
5	9D	TYACK Ryan	AUS	184	5			11	18	184		
6	11C	CUI Jingxuan	CHN	179	6			15	6	179		
7	11D	MULOT Florent	FRA	176	7			13	11	176		
8	7B	RAVNIKAR Ziga	SLO	176	8			11	13	176		
9	7C	REMAR Alen	CRO	175	9			10	13	175		
10	9B	DAMAN Jelle	BEL	153	10			3	12	153		
11	7A	QUEROL Andrew Gabriel	USA	150	11			7	7	150		
12	11A	YAMAGUCHI Gary	USA	133	12			3	6	133		



Start List

As of MON 11 AUG 2025

Target	Name	NOC Code
007A	UNRUH Florian	GER
007B	BORSANI Matteo	ITA
007C	HUSTON Patrick	GBR
007D	BAKKER Willem	NED
009A	TYACK Ryan	AUS
009B	CUI Jingxuan	CHN
009C	MULOT Florent	FRA
009D	RAVNIKAR Ziga	SLO
011A	REMAR Alen	CRO
011B	DAMAN Jelle	BEL
011C	QUEROL Andrew Gabriel	USA
011D	YAMAGUCHI Gary	USA



Results - Individual

Rank	Target	Name	NOC	Unmarked		Marked		6s	5s	Total Score	Shoot Off	Remark
				Score	Rank	Score	Rank					
1	9C	BORSANI Matteo	ITA	187	2	208	1	46	20	395		
2	9A	UNRUH Florian	GER	190	1	190	2	33	28	380		
3	11B	BAKKER Willem	NED	184	4	185	3	27	29	369		
4	7D	HUSTON Patrick	GBR	185	3	183	5	31	20	368		
5	9D	TYACK Ryan	AUS	184	5	180	7	24	29	364		
6	11D	MULOT Florent	FRA	176	7	184	4	27	23	360		
7	11C	CUI Jingxuan	CHN	179	6	178	8	25	23	357		
8	7B	RAVNIKAR Ziga	SLO	176	8	180	6	25	24	356		
9	7C	REMAR Alen	CRO	175	9	176	9	21	24	351		
10	9B	DAMAN Jelle	BEL	153	10	165	10	11	21	318		
11	7A	QUEROL Andrew Gabriel	USA	150	11	153	11	13	15	303		
12	11A	YAMAGUCHI Gary	USA	133	12	128	12	5	12	261		



TWG
2025
CHENGDU



ARCHERY

Women's Barebow



Entry List by Event

As of WED 6 AUG 2025

NOC	Name	Date of Birth
ARG - Argentina	CARCACHA Claudia	7 APR 1981
AUS - Australia	FAIRWEATHER Nicky	2 MAR 1981
AUT - Austria	LEITNER Rosemarie	2 MAR 1971
CHN - People's Republic of China	HE Jingrong	19 AUG 1997
ESP - Spain	CANO Ana Cano	27 DEC 1976
FRA - France	BAUMERT Alicia	28 APR 2000
GER - Germany	SCHAFER Christine	29 JUN 1974
ITA - Italy	NOZIGLIA Cinzia	10 NOV 1984
ROU - Romania	BACIN Cristina Florentina	11 JUN 1982
SWE - Sweden	BJORKLUND Lina	9 OCT 1979
USA - United States of America	GIRARD Fawn	20 DEC 1978



Brackets - Final Rounds (Individual)

Seed / RR	Name	NOC Code	Semifinals	Finals
2 / 310	BAUMERT Alicia	FRA	43	BAUMERT A 50
3 / 310	GIRARD Fawn	USA	34	
4 / 305	FAIRWEATHER Nicky	AUS	42	NOZIGLIA C 43
1 / 329	NOZIGLIA Cinzia	ITA	51	
				GIRARD F 50
				FAIRWEATHER N 42

GOLD

BAUMERT A

SILVER

NOZIGLIA C

BRONZE

GIRARD F

Ranking Summary

1	BAUMERT Alicia	FRA	
2	NOZIGLIA Cinzia	ITA	
3	GIRARD Fawn	USA	
4	FAIRWEATHER Nicky	AUS	
5	CANO Ana Cano	ESP	64
5	LEITNER Rosemarie	AUT	61
7	HE Jingrong	CHN	59
7	SCHAFER Christine	GER	57

Legend:

RR Ranking Round Score



Medallists

Medal	Name	NOC
GOLD	BAUMERT Alicia	FRA - France
SILVER	NOZIGLIA Cinzia	ITA - Italy
BRONZE	GIRARD Fawn	USA - United States of America



Start List

As of SAT 16 AUG 2025

Back No.	Name	NOC Code
3	GIRARD Fawn	USA
4	FAIRWEATHER Nicky	AUS



Match Results - Individual

Match Number: 119

Name: **GIRARD Fawn (USA)**
Seed: **3**
Coach: **DAVIS Ryan Russell**

TARGET: 1A **TARGET: 1B**

Name: **FAIRWEATHER Nicky (AUS)**
Seed: **4**
Coach: **TYACK Ryan**

Winner

End	Arrows			Score
1	5	5	6	16
2	4	3	3	10
3	6	5	3	14
4	5	3	2	10

Total		
16		10
26		16
40		28
50		42

End	Arrows			Score
1	3	1	6	10
2	0	3	3	6
3	4	4	4	12
4	2	6	6	14

50

42

Line Judge: **HILLAIRET Anthony (FRA)**
Target Judge: **YIP Eddie (HKG)**

Legend:

< / > Shooting order indicator



Start List

As of SAT 16 AUG 2025

Back No.	Name	NOC Code
2	BAUMERT Alicia	FRA
1	NOZIGLIA Cinzia	ITA



Match Results - Individual

Match Number: 120

Name: **BAUMERT Alicia (FRA)**

Seed: **2**

Coach: GAUTHE Christine

TARGET: 1A TARGET: 1B

Name: **NOZIGLIA Cinzia (ITA)**

Seed: **1**

Coach: BELLOTTI Daniele

Winner

End	Arrows			Score
1	4	6	5	15
2	3	2	6	11
3	1	3	4	8
4	4	6	6	16

Total		
15		16
26		24
34		31
50		43

End	Arrows			Score
1	6	4	6	16
2	3	4	1	8
3	3	3	1	7
4	3	5	4	12

50

43

Line Judge: PEREZ ORTIZ Liz del Carmen (MEX)

Target Judge: AYOUBI Liliana (SYR)

Legend:

< / > Shooting order indicator



Start List

As of FRI 15 AUG 2025

Back No.	Name	NOC Code
2	BAUMERT Alicia	FRA
3	GIRARD Fawn	USA



Match Results - Individual

Match Number: 117

Name: **BAUMERT Alicia (FRA)**

Seed: **2**

Coach: GAUTHE Christine

TARGET: 1A TARGET: 1B

Name: **GIRARD Fawn (USA)**

Seed: **3**

Coach: DAVIS Ryan Russell

Winner

End	Arrows			Score
1	2	5	2	9
2	5	4	2	11
3	4	4	4	12
4	6	3	2	11

Total		
9		8
20		16
32		25
43		34

End	Arrows			Score
1	2	1	5	8
2	5	2	1	8
3	3	4	2	9
4	3	3	3	9

43

34

Line Judge: PEREZ ORTIZ Liz del Carmen (MEX)

Target Judge: AYOUBI Liliana (SYR)

Legend:

< / > Shooting order indicator



Start List

As of FRI 15 AUG 2025

Back No.	Name	NOC Code
4	FAIRWEATHER Nicky	AUS
1	NOZIGLIA Cinzia	ITA



Match Results - Individual

Match Number: 118

Name: **FAIRWEATHER Nicky (AUS)**
Seed: **4**
Coach: **TYACK Ryan**

TARGET: 1A **TARGET: 1B**

Name: **NOZIGLIA Cinzia (ITA)**
Seed: **1**
Coach: **BELLOTTI Daniele**

Winner

End	Arrows			Score
1	3	2	4	9
2	4	5	6	15
3	4	3	3	10
4	3	1	4	8

Total		
9		15
24		26
34		38
42		51

End	Arrows			Score
1	6	5	4	15
2	4	5	2	11
3	4	3	5	12
4	4	4	5	13

42

51

Line Judge: **HILLAIRET Anthony (FRA)**
Target Judge: **TAN Zheng Yuan (SGP)**

Legend:

< / > Shooting order indicator



Start List

As of THU 14 AUG 2025

Back No.	Name	NOC Code
9	BACIN Cristina Florentina	ROU
8	CANO Ana Cano	ESP



Match Results - Individual

Match Number: 103

Name: **BACIN CF (ROU)**

Seed: **9**

Coach:

TARGET: 1A TARGET: 1B

Name: **CANO Ana Cano (ESP)**

Seed: **8**

Coach:

Winner

End	Arrows			Score
1	3	5	4	12
2	3	5	6	14
3	0	3	3	6
4	3	5	4	12
5	4	3	6	13
6	3	4	4	11

Total		
12		11
26		23
32		34
44		48
57		60
68		74

End	Arrows			Score
1	3	4	4	11
2	2	5	5	12
3	3	3	5	11
4	5	4	5	14
5	3	4	5	12
6	4	6	4	14

68

74

Line Judge: PEREZ ORTIZ Liz del Carmen (MEX)

Target Judge: TAN Zheng Yuan (SGP)

Legend:

< / > Shooting order indicator



Start List

As of FRI 15 AUG 2025

Back No.	Name	NOC Code
8	CANO Ana Cano	ESP
5	HE Jingrong	CHN



Match Results - Individual

Match Number: 105

Name: **CANO Ana Cano (ESP)**

Seed: **8**

Coach:

TARGET: 1A TARGET: 1B

Name: **HE Jingrong (CHN)**

Seed: **5**

Coach:

Winner

End	Arrows			Score
1	3	3	4	10
2	4	4	3	11
3	3	1	3	7
4	3	4	6	13
5	6	4	2	12
6	5	0	4	9

Total		
10		11
21		18
28		28
41		39
53		50
62		59

End	Arrows			Score
1	3	3	5	11
2	4	2	1	7
3	3	4	3	10
4	3	4	4	11
5	4	4	3	11
6	2	1	6	9

62

59

Line Judge: PEREZ ORTIZ Liz del Carmen (MEX)

Target Judge: AYOUBI Liliana (SYR)

Legend:

< / > Shooting order indicator



Start List

As of FRI 15 AUG 2025

Back No.	Name	NOC Code
8	CANO Ana Cano	ESP
4	FAIRWEATHER Nicky	AUS



Match Results - Individual

Match Number: 107

Name: **CANO Ana Cano (ESP)**

Seed: **8**

Coach:

TARGET: 1A TARGET: 1B

Name: **FAIRWEATHER Nicky (AUS)**

Seed: **4**

Coach:

Winner

End	Arrows			Score
1	4	3	4	11
2	5	4	1	10
3	5	3	1	9
4	5	4	3	12
5	4	4	4	12
6	4	3	3	10

Total		
11		13
21		25
30		36
42		49
54		64
64		76

End	Arrows			Score
1	4	4	5	13
2	3	4	5	12
3	2	6	3	11
4	4	5	4	13
5	5	6	4	15
6	4	4	4	12

64

76

Line Judge: PEREZ ORTIZ Liz del Carmen (MEX)

Target Judge: AYOUBI Liliana (SYR)

Legend:

< / > Shooting order indicator



Start List

As of THU 14 AUG 2025

Back No.	Name	NOC Code
10	CARCACHA Claudia	ARG
11	SCHAFER Christine	GER



Match Results - Individual

Match Number: 100

Name: **CARCACHA Claudia (ARG)**

Seed: **10**

Coach:

TARGET: 1A TARGET: 1B

Name: **SCHAFER Christine (GER)**

Seed: **11**

Coach:

Winner

End	Arrows			Score
1	3	4	5	12
2	1	1	3	5
3	4	3	3	10
4	2	3	4	9
5	3	2	4	9
6	3	4	4	11

Total		
12		12
17		20
27		30
36		41
45		51
56		61

End	Arrows			Score
1	4	4	4	12
2	2	3	3	8
3	3	3	4	10
4	4	4	3	11
5	4	3	3	10
6	3	4	3	10

56

61

Line Judge: **HILLAIRET Anthony (FRA)**

Target Judge: **AYOUBI Liliana (SYR)**

Legend:

< / > Shooting order indicator



Start List

As of FRI 15 AUG 2025

Back No.	Name	NOC Code
7	BJORKLUND Lina	SWE
11	SCHAFER Christine	GER



Match Results - Individual

Match Number: 102

Name: **BJORKLUND Lina (SWE)**

Seed: **7**

Coach:

TARGET: 1A TARGET: 1B

Name: **SCHAFER Christine (GER)**

Seed: **11**

Coach:

Winner

End	Arrows			Score
1	3	3	4	10
2	1	0	2	3
3	4	3	4	11
4	4	5	3	12
5	6	5	6	17
6	2	3	3	8

Total		
10		13
13		20
24		28
36		39
53		52
61		63

End	Arrows			Score
1	4	4	5	13
2	3	1	3	7
3	3	2	3	8
4	3	3	5	11
5	4	4	5	13
6	2	4	5	11

61

63

Line Judge: **HILLAIRET Anthony (FRA)**

Target Judge: **YIP Eddie (HKG)**

Legend:

< / > Shooting order indicator



Start List

As of FRI 15 AUG 2025

Back No.	Name	NOC Code
6	LEITNER Rosemarie	AUT
11	SCHAFER Christine	GER



Match Results - Individual

Match Number: 104

Name: **LEITNER Rosemarie (AUT)**

Seed: **6**

Coach:

TARGET: 1A TARGET: 1B

Name: **SCHAFER Christine (GER)**

Seed: **11**

Coach:

Winner

End	Arrows			Score
1	4	5	3	12
2	3	2	3	8
3	4	4	5	13
4	4	4	2	10
5	3	6	4	13
6	2	1	1	4

Total		
12		8
20		20
33		28
43		38
56		51
60		57

End	Arrows			Score
1	4	4	0	8
2	4	4	4	12
3	3	2	3	8
4	4	3	3	10
5	4	3	6	13
6	2	2	2	6

60

57

Line Judge: **HILLAIRET Anthony (FRA)**

Target Judge: **TAN Zheng Yuan (SGP)**

Legend:

< / > Shooting order indicator



Start List

As of FRI 15 AUG 2025

Back No.	Name	NOC Code
3	GIRARD Fawn	USA
6	LEITNER Rosemarie	AUT



Match Results - Individual

Match Number: 106

Name: **GIRARD Fawn (USA)**

Seed: **3**

Coach:

TARGET: 1A TARGET: 1B

Name: **LEITNER Rosemarie (AUT)**

Seed: **6**

Coach:

Winner

End	Arrows			Score
1	4	4	5	13
2	3	4	5	12
3	3	2	3	8
4	4	5	5	14
5	4	5	5	14
6	4	5	3	12

Total		
13		11
25		20
33		24
47		36
61		46
73		61

End	Arrows			Score
1	4	3	4	11
2	1	4	4	9
3	2	1	1	4
4	5	4	3	12
5	3	4	3	10
6	3	6	6	15

73

61

Line Judge: **HILLAIRET Anthony (FRA)**

Target Judge: **YIP Eddie (HKG)**

Legend:

< / > Shooting order indicator



Start List

As of THU 14 AUG 2025

Back No.	Name	NOC Code
1	NOZIGLIA Cinzia	ITA
2	BAUMERT Alicia	FRA



Match Results - Individual

Match Number: 99

Name: **NOZIGLIA Cinzia (ITA)**

Seed: **1**

Coach:

TARGET: 1A **TARGET: 1B**

Name: **BAUMERT Alicia (FRA)**

Seed: **2**

Coach:

Winner

End	Arrows			Score
1	4	5	4	13
2	3	5	4	12
3	4	4	3	11
4	4	6	5	15
5	5	4	6	15
6	3	6	5	14

Total		
13		11
25		22
36		30
51		42
66		53
80		64

End	Arrows			Score
1	4	4	3	11
2	4	4	3	11
3	2	4	2	8
4	5	3	4	12
5	4	3	4	11
6	3	4	4	11

80

64

Line Judge: PEREZ ORTIZ Liz del Carmen (MEX)

Target Judge: YIP Eddie (HKG)

Legend:

< / > Shooting order indicator



Start List

As of SAT 9 AUG 2025

Target	Name	NOC Code
001A	GIRARD Fawn	USA
001B	FAIRWEATHER Nicky	AUS
001C	CARCACHA Claudia	ARG
001D	BAUMERT Alicia	FRA
003A	BACIN Cristina Florentina	ROU
003B	CANO Ana Cano	ESP
003C	LEITNER Rosemarie	AUT
003D	HE Jingrong	CHN
005A	SCHAFER Christine	GER
005B	NOZIGLIA Cinzia	ITA
005C	BJORKLUND Lina	SWE



Results - Individual

Rank	Target	Name	NOC	Unmarked		Marked		6s	5s	Total Score	Shoot Off	Remark
				Score	Rank	Score	Rank					
1	5B	NOZIGLIA Cinzia	ITA	166	1			11	8	166		
2	3C	LEITNER Rosemarie	AUT	165	2			9	10	165		
3	1A	GIRARD Fawn	USA	160	3			12	4	160		
4	1D	BAUMERT Alicia	FRA	160	4			8	9	160		
5	5C	BJORKLUND Lina	SWE	157	5			5	10	157		
6	1B	FAIRWEATHER Nicky	AUS	157	6			4	10	157		
7	3B	CANO Ana Cano	ESP	156	7			8	10	156		
8	3A	BACIN Cristina Florentina	ROU	153	8			2	13	153		
9	5A	SCHAFER Christine	GER	147	9			3	11	147		
10	3D	HE Jingrong	CHN	144	10			5	11	144		
11	1C	CARCACHA Claudia	ARG	136	11			0	10	136		



Start List

As of THU 14 AUG 2025

Target	Name	NOC Code
001A	NOZIGLIA Cinzia	ITA
001B	LEITNER Rosemarie	AUT
001C	GIRARD Fawn	USA
001D	BAUMERT Alicia	FRA
003A	BJORKLUND Lina	SWE
003B	FAIRWEATHER Nicky	AUS
003C	CANO Ana Cano	ESP
003D	BACIN Cristina Florentina	ROU
005A	SCHAFER Christine	GER
005B	HE Jingrong	CHN
005C	CARCACHA Claudia	ARG



Results - Individual

Rank	Target	Name	NOC	Unmarked		Marked		6s	5s	Total Score	Shoot Off	Remark
				Score	Rank	Score	Rank					
1	5B	NOZIGLIA Cinzia	ITA	166	1	163	1	21	16	329		
2	1D	BAUMERT Alicia	FRA	160	4	150	5	11	21	310	SO 3	
3	1A	GIRARD Fawn	USA	160	3	150	4	16	15	310	SO 2	
4	1B	FAIRWEATHER Nicky	AUS	157	6	148	6	12	17	305		
5	3D	HE Jingrong	CHN	144	10	155	2	11	17	299		
6	3C	LEITNER Rosemarie	AUT	165	2	132	10	12	15	297		
7	5C	BJORKLUND Lina	SWE	157	5	140	7	8	20	297		
8	3B	CANO Ana Cano	ESP	156	7	139	8	12	18	295		
9	3A	BACIN Cristina Florentina	ROU	153	8	134	9	3	21	287		
10	1C	CARCACHA Claudia	ARG	136	11	150	3	6	17	286		
11	5A	SCHAFER Christine	GER	147	9	129	11	4	17	276		



ARCHERY

Women's Compound



Entry List by Event

As of WED 6 AUG 2025

NOC	Name	Date of Birth
AUS - Australia	MILLS Rhiannon	15 AUG 1989
CHN - People's Republic of China	LIN Yueshan	19 OCT 1988
	WU Guangjie	26 SEP 1982
COL - Colombia	USQUIANO Alejandra	12 MAY 1993
CRO - Croatia	MLINARIC Amanda	7 AUG 2001
DEN - Denmark	MARCUSSEN Sofie Louise Dam	3 JUN 2002
EST - Estonia	JAATMA Lisell	19 JUL 1999
	PAAS Meeri-Marita	10 FEB 2002
GBR - Great Britain	GIBSON Ella	7 JUN 2000
IND - India	DHAMANGAONKAR Madhura	20 JUL 2000
	KAUR Parneet	11 APR 2005
IRI - Islamic Republic of Iran	BYBORDY Geesa	3 SEP 2001
ITA - Italy	RONER Elisa	4 JUL 2001
KAZ - Kazakhstan	YUNUSSOVA Roxana	28 DEC 2002
KOR - Republic of Korea	MOON Yeeun	12 MAR 2005
LUX - Luxembourg	KLEIN Mariya	28 OCT 1997
MEX - Mexico	BECERRA ARIZAGA Andrea Maya	25 JUL 2000
	BERNAL SANCHEZ Mariana	19 FEB 2003
NAM - Namibia	TALJAARD Elisabeth	21 OCT 1997
RSA - South Africa	VAN KRADENBURG Jeanine	11 NOV 1978
TUR - Türkiye	BURUN Hazal	27 SEP 2004
	CURE GIRDİ Oznur	1 OCT 1997
	YUVA Begum	20 AUG 2006
USA - United States of America	KRAHE Carson Michaela	4 AUG 2004
	RUIZ Alexis Mercedes	30 JUL 1999



Brackets - Elimination Round (Individual)

World Record 15 Arrows: 150 (12) LOPEZ Sara COL Medellin (COL) 23 JUL 2022

Seed / RR	Name	NOC Code	1/32	1/8	Quarterfinals
1 / 706	BECERRA ARIZAGA AM -BYE-	MEX		BECERRA ARIZAGA AM 147	BECERRA ARIZAGA AM
17 / 689	WU Guangjie	CHN	145	MLINARIC A 142	Match No. 57 9 AUG - 10:00
16 / 692	MLINARIC Amanda	CRO	147		
9 / 699	GIBSON Ella	GBR	145	GIBSON E 150	GIBSON E
24 / 668	TALJAARD Elisabeth	NAM	138		
25 / 654	LIN Yueshan	CHN	138	CURE GIRDİ O 145	
8 / 699	CURE GIRDİ Oznur	TUR	145		
5 / 702	BERNAL SANCHEZ Mariana -BYE-	MEX		BERNAL SANCHEZ 145-T.9	KAUR P
21 / 679	VAN KRADENBURG Jeanine	RSA	141	KAUR P 145-T.10	
12 / 695	KAUR Parneet	IND	144		Match No. 58 9 AUG - 10:15
13 / 694	RONER Elisa	ITA	143	BURUN H 143	
20 / 681	BURUN Hazal	TUR	145		USQUIANO A
	-BYE-			USQUIANO A 147	
4 / 703	USQUIANO Alejandra	COL			DHAMANGAONKAR M
3 / 705	DHAMANGAONKAR Madhura -BYE-	IND		DHAMANGAONKAR M 141	
19 / 685	BYBORDY Geesa	IRI	145	BYBORDY G 136	Match No. 59 9 AUG - 10:30
14 / 692	MARCUSSEN Sofie Louise Dam	DEN	142		
11 / 698	MOON Yeeun	KOR	146	MOON Y 143	JAATMA L
22 / 674	MILLS Rhiannon	AUS	140		
	-BYE-			JAATMA L 145	PAAS MM
6 / 701	JAATMA Lisell	EST			
7 / 699	YUVA Begum -BYE-	TUR		YUVA B 141	Match No. 60 9 AUG - 10:45
23 / 673	YUNUSSOVA Roxana	KAZ	142	PAAS MM 146	
10 / 699	PAAS Meeri-Marita	EST	146		RUIZ AM
15 / 692	KLEIN Mariya	LUX	146	KLEIN M 143	
18 / 687	KRAHE Carson Michaela	USA	144		RUIZ AM 144
	-BYE-				
2 / 705	RUIZ Alexis Mercedes	USA			

Legend:					
No.	Number	RR	Ranking Round Score	T.a	Tie break arrow(s)



Brackets - Final Rounds (Individual)

World Record 15 Arrows: 150 (12) LOPEZ Sara COL Medellin (COL) 23 JUL 2022

Seed / RR	Name	NOC Code	Quarterfinals	Semifinals	Finals
1 / 706	BECERRA ARIZAGA AM	MEX	148	BECERRA ARIZAGA 148	GOLD
9 / 699	GIBSON Ella	GBR	147	BECERRA ARIZAGA 147	
12 / 695	KAUR Parneet	IND	140	USQUIANO A 147	BECERRA ARIZAGA AM
4 / 703	USQUIANO Alejandra	COL	145		
3 / 705	DHAMANGAONKAR M	IND	145	JAATMA L 145	SILVER
6 / 701	JAATMA Lisell	EST	149	JAATMA L 146	
10 / 699	PAAS Meeri-Marita	EST	146	PAAS MM 144	JAATMA L
2 / 705	RUIZ Alexis Mercedes	USA	144		
					BRONZE
					USQUIANO A 143
					PAAS MM
					PAAS MM 148

Ranking Summary

1	BECERRA ARIZAGA Andrea Maya	MEX	
2	JAATMA Lisell	EST	
3	PAAS Meeri-Marita	EST	
4	USQUIANO Alejandra	COL	
5	GIBSON Ella	GBR	147
6	DHAMANGAONKAR Madhura	IND	145
7	RUIZ Alexis Mercedes	USA	144
8	KAUR Parneet	IND	140

Legend:

RR Ranking Round Score



Medallists

Medal	Name	NOC
GOLD	BECERRA ARIZAGA Andrea Maya	MEX - Mexico
SILVER	JAATMA Lisell	EST - Estonia
BRONZE	PAAS Meeri-Marita	EST - Estonia



Start List

As of SAT 9 AUG 2025

Back No.	Name	NOC Code
4	USQUIANO Alejandra	COL
10	PAAS Meeri-Marita	EST



Match Results - Individual

Match Number: 63

Name: **USQUIANO Alejandra (COL)**

Seed: **4**

Coach: **MANTILLA Heber (VEN)**

TARGET: 1 **TARGET: 2**

Name: **PAAS Meeri-Marita (EST)**

Seed: **10**

Coach: **LIPPAND Hanna Liina**

Winner

End	Arrows			Score
1	10	9	10	29
2	9	10	8	27
3	10	10	9	29
4	10	X	X	30
5	9	9	10	28

Total		
<	29	29
<	56	59
<	85	88
<	115	118
<	143	148

End	Arrows			Score
1	10	9	10	29
2	10	10	10	30
3	X	9	10	29
4	X	10	X	30
5	X	10	10	30

143

148

Line Judge: **AYOUBI Liliana (SYR)**

Target Judge: **HILLAIRET Anthony (FRA)**

Legend:

< / > Shooting order indicator



Start List

As of SAT 9 AUG 2025

Back No.	Name	NOC Code
1	BECERRA ARIZAGA Andrea Maya	MEX
6	JAATMA Lisell	EST



Match Results - Individual

Match Number: 64

Name: **BECERRA ARIZAGA AM (MEX)**

Seed: **1**

Coach: **MONTELLANO RUVALCA**

TARGET: 1 TARGET: 2

Name: **JAATMA Lisell (EST)**

Seed: **6**

Coach: **JAATMA Maarika**

Winner

End	Arrows			Score
1	X	X	8	28
2	X	X	10	30
3	10	X	9	29
4	X	X	X	30
5	10	10	X	30

Total		
28		30
58		59
87		89
117		116
147		146

End	Arrows			Score
1	10	10	X	30
2	9	X	10	29
3	X	X	10	30
4	9	9	9	27
5	10	X	10	30

147

146

Line Judge: **PEREZ ORTIZ Liz del Carmen (MEX)**

Target Judge: **TAN Zheng Yuan (SGP)**

Legend:

< / > Shooting order indicator



Start List

As of SAT 9 AUG 2025

Back No.	Name	NOC Code
1	BECERRA ARIZAGA Andrea Maya	MEX
4	USQUIANO Alejandra	COL



Match Results - Individual

Match Number: 61

Name: **BECERRA ARIZAGA AM (MEX)**

Seed: **1**

Coach: **MONTELLANO RUVALCA**

TARGET: 1 TARGET: 2

Name: **USQUIANO Alejandra (COL)**

Seed: **4**

Coach: **MANTILLA Heber (VEN)**

Winner

End	Arrows			Score
1	10	X	9	29
2	X	10	10	30
3	X	X	10	30
4	9	10	X	29
5	X	10	10	30

Total		
29		30
59		60
89		88
118		118
148		147

End	Arrows			Score
1	10	10	10	30
2	10	X	10	30
3	10	9	9	28
4	10	10	10	30
5	10	10	9	29

148

147

Line Judge: **AYOUBI Liliana (SYR)**

Target Judge: **YIP Eddie (HKG)**

Legend:

< / > Shooting order indicator



Start List

As of SAT 9 AUG 2025

Back No.	Name	NOC Code
6	JAATMA Lisell	EST
10	PAAS Meeri-Marita	EST



Match Results - Individual

Match Number: 62

Name: **JAATMA Lisell (EST)**

Seed: **6**

Coach: **JAATMA Maarika**

TARGET: 1 TARGET: 2

Name: **PAAS Meeri-Marita (EST)**

Seed: **10**

Coach: **LIPPAND Hanna Liina**

Winner

End	Arrows			Score
1	9	9	10	28
2	10	10	9	29
3	X	10	X	30
4	10	9	X	29
5	9	X	10	29

Total		
<	28	30
<	57	58
<	87	87
<	116	116
<	145	144

End	Arrows			Score
1	10	10	X	30
2	9	X	9	28
3	10	10	9	29
4	10	9	X	29
5	X	10	8	28

145

144

Line Judge: **PEREZ ORTIZ Liz del Carmen (MEX)**

Target Judge: **TAN Zheng Yuan (SGP)**

Legend:

< / > Shooting order indicator



Start List

As of SAT 9 AUG 2025

Back No.	Name	NOC Code
1	BECERRA ARIZAGA Andrea Maya	MEX
9	GIBSON Ella	GBR



Match Results - Individual

Match Number: 57

Name: **BECERRA ARIZAGA AM (MEX)**

Seed: **1**

Coach: **MONTELLANO RUVALCA**

TARGET: 1 TARGET: 2

Name: **GIBSON Ella (GBR)**

Seed: **9**

Coach: **BUSBY Duncan**

Winner

End	Arrows			Score
1	X	10	10	30
2	X	10	10	30
3	10	10	10	30
4	10	X	9	29
5	10	9	10	29

Total		
30		28
60		57
90		87
119		117
148		147

End	Arrows			Score
1	8	10	10	28
2	9	X	X	29
3	10	X	10	30
4	X	X	X	30
5	10	X	X	30

148

147

Line Judge: **AYOUBI Liliana (SYR)**

Target Judge: **HILLAIRET Anthony (FRA)**

Legend:

< / > Shooting order indicator



Start List

As of SAT 9 AUG 2025

Back No.	Name	NOC Code
12	KAUR Parneet	IND
4	USQUIANO Alejandra	COL



Match Results - Individual

Match Number: 58

Name: **KAUR Parneet (IND)**

Seed: **12**

Coach: **Surinder Singh**

TARGET: 1 TARGET: 2

Name: **USQUIANO Alejandra (COL)**

Seed: **4**

Coach: **MANTILLA Heber (VEN)**

Winner

End	Arrows			Score
1	9	9	10	28
2	10	10	9	29
3	9	10	9	28
4	9	9	10	28
5	9	9	9	27

Total		
28		29
57		58
85		87
113		116
140		145

End	Arrows			Score
1	X	X	9	29
2	10	X	9	29
3	X	X	9	29
4	10	10	9	29
5	9	X	X	29

140

145

Line Judge: **PEREZ ORTIZ Liz del Carmen (MEX)**

Target Judge: **YIP Eddie (HKG)**

Legend:

< / > Shooting order indicator



Start List

As of SAT 9 AUG 2025

Back No.	Name	NOC Code
3	DHAMANGAONKAR Madhura	IND
6	JAATMA Lisell	EST



Match Results - Individual

Match Number: 59

Name: **DHAMANGAONKAR M (IND)**

Seed: **3**

Coach: Lokesh Chand

TARGET: 1 TARGET: 2

Name: **JAATMA Lisell (EST)**

Seed: **6**

Coach: JAATMA Maarika

Winner

End	Arrows			Score
1	9	9	9	27
2	10	10	10	30
3	X	9	10	29
4	10	10	9	29
5	10	10	10	30

Total		
<	27	29
<	57	59
<	86	89
<	115	119
<	145	149

End	Arrows			Score
1	X	9	10	29
2	X	X	X	30
3	10	10	10	30
4	10	10	10	30
5	X	X	X	30

145

149

Line Judge: AYOUBI Liliana (SYR)

Target Judge: TAN Zheng Yuan (SGP)

Legend:

< / > Shooting order indicator



Start List

As of SAT 9 AUG 2025

Back No.	Name	NOC Code
10	PAAS Meeri-Marita	EST
2	RUIZ Alexis Mercedes	USA



Match Results - Individual

Match Number: 60

Name: **PAAS Meeri-Marita (EST)**

Seed: **10**

Coach: LIPPAND Hanna Liina

TARGET: 1 TARGET: 2

Name: **RUIZ Alexis Mercedes (USA)**

Seed: **2**

Coach: JOHNSON JR James Kenneth

Winner

End	Arrows			Score
1	X	10	10	30
2	10	X	10	30
3	10	X	9	29
4	10	9	9	28
5	10	X	9	29

Total		
30		29
60		57
89		87
117		116
146		144

End	Arrows			Score
1	X	9	10	29
2	9	9	10	28
3	10	X	10	30
4	9	10	X	29
5	9	9	10	28

146

144

Line Judge: PEREZ ORTIZ Liz del Carmen (MEX)

Target Judge: HILLAIRET Anthony (FRA)

Legend:

< / > Shooting order indicator



Start List

As of SAT 9 AUG 2025

Back No.	Name	NOC Code
1	BECERRA ARIZAGA Andrea Maya	MEX
16	MLINARIC Amanda	CRO



Match Results - Individual

Match Number: 41

Name: **BECERRA ARIZAGA AM (MEX)**

Seed: **1**

Coach:

TARGET: 15A TARGET: 15B

Name: **MLINARIC Amanda (CRO)**

Seed: **16**

Coach:

Winner

End	Arrows			Score
1	X	X	10	30
2	X	10	10	30
3	X	X	10	30
4	X	10	9	29
5	X	9	9	28

Total		
30		29
60		57
90		84
119		112
147		142

End	Arrows			Score
1	X	10	9	29
2	X	9	9	28
3	10	9	8	27
4	10	9	9	28
5	X	X	10	30

147

142

Line Judge:

Target Judge:



Start List

As of SAT 9 AUG 2025

Back No.	Name	NOC Code
9	GIBSON Ella	GBR
8	CURE GIRDI Oznur	TUR



Match Results - Individual

Match Number: 42

Name: **GIBSON Ella (GBR)**

Seed: **9**

Coach:

TARGET: 16A TARGET: 16B

Name: **CURE GIRDI Oznur (TUR)**

Seed: **8**

Coach:

Winner

End	Arrows			Score
1	X	10	10	30
2	X	X	10	30
3	10	10	10	30
4	X	10	10	30
5	10	10	10	30

Total		
30		29
60		59
90		86
120		115
150		145

End	Arrows			Score
1	X	10	9	29
2	X	X	10	30
3	9	9	9	27
4	X	10	9	29
5	X	X	X	30

150

145

Line Judge:

Target Judge:



Start List

As of SAT 9 AUG 2025

Back No.	Name	NOC Code
5	BERNAL SANCHEZ Mariana	MEX
12	KAUR Parneet	IND



Match Results - Individual

Match Number: 43

Name: **BERNAL SANCHEZ M (MEX)**

Seed: **5**

Coach:

TARGET: 17A TARGET: 17B

Name: **KAUR Parneet (IND)**

Seed: **12**

Coach:

Winner

End	Arrows			Score
1	X	9	9	28
2	X	X	10	30
3	10	10	9	29
4	10	9	9	28
5	X	X	10	30

Total		
28		30
58		58
87		87
115		116
145		145

End	Arrows			Score
1	X	X	10	30
2	X	9	9	28
3	X	X	9	29
4	X	10	9	29
5	10	10	9	29

145

145

SHOOT-OFF	Score	Score	Score	Closest
	9			

SHOOT-OFF	Score	Score	Score	Closest
	X			

Line Judge:

Target Judge:



Start List

As of SAT 9 AUG 2025

Back No.	Name	NOC Code
20	BURUN Hazal	TUR
4	USQUIANO Alejandra	COL



Match Results - Individual

Match Number: 44

Name: **BURUN Hazal (TUR)**

Seed: **20**

Coach:

TARGET: 18A TARGET: 18B

Name: **USQUIANO Alejandra (COL)**

Seed: **4**

Coach:

Winner

End	Arrows			Score
1	X	X	9	29
2	10	10	10	30
3	X	9	9	28
4	10	10	8	28
5	10	9	9	28

Total		
29		29
59		59
87		88
115		118
143		147

End	Arrows			Score
1	X	10	9	29
2	X	10	10	30
3	10	10	9	29
4	10	10	10	30
5	10	10	9	29

143

147

Line Judge:

Target Judge:



Start List

As of SAT 9 AUG 2025

Back No.	Name	NOC Code
3	DHAMANGAONKAR Madhura	IND
19	BYBORDY Geesa	IRI



Match Results - Individual

Match Number: 45

Name: **DHAMANGAONKAR M (IND)**

Seed: **3**

Coach:

TARGET: 19A TARGET: 19B

Name: **BYBORDY Geesa (IRI)**

Seed: **19**

Coach:

Winner

End	Arrows			Score
1	9	9	8	26
2	X	9	9	28
3	X	10	9	29
4	X	10	9	29
5	10	10	9	29

Total		
26		28
54		57
83		84
112		108
141		136

End	Arrows			Score
1	10	9	9	28
2	X	10	9	29
3	10	9	8	27
4	10	9	5	24
5	10	9	9	28

141

136

Line Judge:

Target Judge:



Start List

As of SAT 9 AUG 2025

Back No.	Name	NOC Code
11	MOON Yeeun	KOR
6	JAATMA Lisell	EST



Match Results - Individual

Match Number: 46

Name: **MOON Yeeun (KOR)**

Seed: **11**

Coach:

TARGET: 20A TARGET: 20B

Name: **JAATMA Lisell (EST)**

Seed: **6**

Coach:

Winner

End	Arrows			Score
1	X	9	9	28
2	X	10	9	29
3	10	10	9	29
4	X	10	9	29
5	10	10	8	28

Total		
28		30
57		57
86		86
115		116
143		145

End	Arrows			Score
1	X	X	X	30
2	9	9	9	27
3	X	10	9	29
4	X	10	10	30
5	10	10	9	29

143

145

Line Judge:

Target Judge:



Start List

As of SAT 9 AUG 2025

Back No.	Name	NOC Code
7	YUVA Begum	TUR
10	PAAS Meeri-Marita	EST



Match Results - Individual

Match Number: 47

Name: YUVA Begum (TUR)

Seed: 7

Coach:

TARGET: 21A TARGET: 21B

Name: PAAS Meeri-Marita (EST)

Seed: 10

Coach:

Winner

End	Arrows			Score
1	10	9	9	28
2	9	9	9	27
3	X	10	8	28
4	X	10	9	29
5	X	10	9	29

Total		
28		29
55		59
83		87
112		117
141		146

141

146

End	Arrows			Score
1	10	10	9	29
2	X	X	X	30
3	X	9	9	28
4	X	10	10	30
5	10	10	9	29

Line Judge:

Target Judge:



Start List

As of SAT 9 AUG 2025

Back No.	Name	NOC Code
15	KLEIN Mariya	LUX
2	RUIZ Alexis Mercedes	USA



Match Results - Individual

Match Number: 48

Name: **KLEIN Mariya (LUX)**

Seed: **15**

Coach:

TARGET: 22A TARGET: 22B

Name: **RUIZ Alexis Mercedes (USA)**

Seed: **2**

Coach:

Winner

End	Arrows			Score
1	X	10	9	29
2	10	9	9	28
3	X	10	8	28
4	10	10	9	29
5	X	10	9	29

Total		
29		29
57		58
85		88
114		116
143		144

143

144

End	Arrows			Score
1	10	10	9	29
2	X	10	9	29
3	X	X	10	30
4	10	9	9	28
5	10	9	9	28

Line Judge:

Target Judge:



Start List

As of SAT 9 AUG 2025

Back No.	Name	NOC Code
17	WU Guangjie	CHN
16	MLINARIC Amanda	CRO



Match Results - Individual

Match Number: 2

Name: **WU Guangjie (CHN)**

Seed: **17**

Coach:

TARGET: 12A TARGET: 12B

Name: **MLINARIC Amanda (CRO)**

Seed: **16**

Coach:

Winner

End	Arrows			Score
1	X	10	9	29
2	10	10	9	29
3	10	10	9	29
4	10	9	9	28
5	10	10	10	30

Total		
29		30
58		58
87		88
115		118
145		147

End	Arrows			Score
1	X	10	10	30
2	10	9	9	28
3	X	10	10	30
4	X	10	10	30
5	10	10	9	29

145

147

Line Judge:

Target Judge:



Start List

As of SAT 9 AUG 2025

Back No.	Name	NOC Code
9	GIBSON Ella	GBR
24	TALJAARD Elisabeth	NAM



Match Results - Individual

Match Number: 3

Name: **GIBSON Ella (GBR)**

Seed: **9**

Coach:

TARGET: 13A TARGET: 13B

Name: **TALJAARD Elisabeth (NAM)**

Seed: **24**

Coach:

Winner

End	Arrows			Score
1	X	X	10	30
2	X	10	10	30
3	10	9	9	28
4	10	9	9	28
5	10	10	9	29

Total		
30		29
60		58
88		84
116		112
145		138

End	Arrows			Score
1	X	X	9	29
2	X	10	9	29
3	9	9	8	26
4	10	9	9	28
5	9	9	8	26

145

138

Line Judge:

Target Judge:



Start List

As of SAT 9 AUG 2025

Back No.	Name	NOC Code
25	LIN Yueshan	CHN
8	CURE GIRDI Oznur	TUR



Match Results - Individual

Match Number: 4

Name: **LIN Yueshan (CHN)**

Seed: **25**

Coach:

TARGET: 14A TARGET: 14B

Name: **CURE GIRDI Oznur (TUR)**

Seed: **8**

Coach:

Winner

End	Arrows			Score
1	X	9	9	28
2	10	9	9	28
3	10	9	9	28
4	X	8	7	25
5	X	X	9	29

Total		
28		29
56		58
84		86
109		115
138		145

138

145

End	Arrows			Score
1	X	10	9	29
2	X	X	9	29
3	X	9	9	28
4	X	10	9	29
5	X	X	10	30

Line Judge:

Target Judge:



Start List

As of SAT 9 AUG 2025

Back No.	Name	NOC Code
21	VAN KRADENBURG Jeanine	RSA
12	KAUR Parneet	IND



Match Results - Individual

Match Number: 6

Name: **van KRADENBURG J (RSA)**

Seed: **21**

Coach:

TARGET: 16A TARGET: 16B

Name: **KAUR Parneet (IND)**

Seed: **12**

Coach:

Winner

End	Arrows			Score
1	10	9	9	28
2	X	9	9	28
3	X	X	8	28
4	X	X	9	29
5	X	9	9	28

Total		
28		28
56		57
84		86
113		115
141		144

End	Arrows			Score
1	10	9	9	28
2	X	X	9	29
3	X	10	9	29
4	X	10	9	29
5	X	10	9	29

141

144

Line Judge:

Target Judge:



Start List

As of SAT 9 AUG 2025

Back No.	Name	NOC Code
13	RONER Elisa	ITA
20	BURUN Hazal	TUR



Match Results - Individual

Match Number: 7

Name: **RONER Elisa (ITA)**

Seed: **13**

Coach:

TARGET: 17A TARGET: 17B

Name: **BURUN Hazal (TUR)**

Seed: **20**

Coach:

Winner

End	Arrows			Score
1	X	10	9	29
2	X	9	9	28
3	X	10	9	29
4	10	9	9	28
5	10	10	9	29

Total		
29		30
57		59
86		88
114		117
143		145

143

145

End	Arrows			Score
1	X	X	10	30
2	10	10	9	29
3	10	10	9	29
4	X	10	9	29
5	X	9	9	28

Line Judge:

Target Judge:



Start List

As of SAT 9 AUG 2025

Back No.	Name	NOC Code
19	BYBORDY Geesa	IRI
14	MARCUSSEN Sofie Louise Dam	DEN



Match Results - Individual

Match Number: 10

Name: **BYBORDY Geesa (IRI)**

Seed: **19**

Coach:

TARGET: 20A TARGET: 20B

Name: **MARCUSSEN SLD (DEN)**

Seed: **14**

Coach:

Winner

End	Arrows			Score
1	X	10	10	30
2	X	10	10	30
3	X	X	9	29
4	X	X	9	29
5	10	9	8	27

Total		
30		28
60		55
89		84
118		113
145		142

End	Arrows			Score
1	10	9	9	28
2	9	9	9	27
3	10	10	9	29
4	X	X	9	29
5	X	10	9	29

145

142

Line Judge:

Target Judge:



Start List

As of SAT 9 AUG 2025

Back No.	Name	NOC Code
11	MOON Yeeun	KOR
22	MILLS Rhiannon	AUS



Match Results - Individual

Match Number: 11

Name: **MOON Yeeun (KOR)**

Seed: **11**

Coach:

TARGET: 21A TARGET: 21B

Name: **MILLS Rhiannon (AUS)**

Seed: **22**

Coach:

Winner

End	Arrows			Score
1	X	X	X	30
2	10	10	9	29
3	X	X	9	29
4	10	10	9	29
5	X	X	9	29

Total		
30		29
59		57
88		84
117		114
146		140

End	Arrows			Score
1	X	10	9	29
2	X	10	8	28
3	10	9	8	27
4	10	10	10	30
5	X	9	7	26

146

140

Line Judge:

Target Judge:



Start List

As of SAT 9 AUG 2025

Back No.	Name	NOC Code
23	YUNUSSOVA Roxana	KAZ
10	PAAS Meeri-Marita	EST



Match Results - Individual

Match Number: 14

Name: **YUNUSOVA Roxana (KAZ)**

Seed: **23**

Coach:

TARGET: 24A **TARGET: 24B**

Name: **PAAS Meeri-Marita (EST)**

Seed: **10**

Coach:

Winner

End	Arrows			Score
1	10	9	9	28
2	10	9	9	28
3	X	10	9	29
4	10	9	9	28
5	10	10	9	29

Total		
28		29
56		57
85		87
113		116
142		146

End	Arrows			Score
1	X	X	9	29
2	10	9	9	28
3	10	10	10	30
4	X	10	9	29
5	X	X	X	30

142

146

Line Judge:

Target Judge:



Start List

As of SAT 9 AUG 2025

Back No.	Name	NOC Code
15	KLEIN Mariya	LUX
18	KRAHE Carson Michaela	USA



Match Results - Individual

Match Number: 15

Name: **KLEIN Mariya (LUX)**

Seed: **15**

Coach:

TARGET: 25A TARGET: 25B

Name: **KRAHE CM (USA)**

Seed: **18**

Coach:

Winner

End	Arrows			Score
1	10	10	9	29
2	X	10	8	28
3	X	10	10	30
4	X	X	10	30
5	10	10	9	29

Total		
29		29
57		59
87		89
117		118
146		144

End	Arrows			Score
1	X	10	9	29
2	X	10	10	30
3	X	X	10	30
4	X	X	9	29
5	X	9	7	26

146

144

Line Judge:

Target Judge:



Start List

As of THU 7 AUG 2025

Target	Name	NOC Code
014A	YUVA Begum	TUR
014B	KRAHE Carson Michaela	USA
015A	BURUN Hazal	TUR
015B	RUIZ Alexis Mercedes	USA
016A	CURE GIRDI Oznur	TUR
016B	BERNAL SANCHEZ Mariana	MEX
017A	KAUR Parneet	IND
017B	BECERRA ARIZAGA Andrea Maya	MEX
018A	DHAMANGAONKAR Madhura	IND
018B	LIN Yueshan	CHN
019A	JAATMA Lisell	EST
019B	WU Guangjie	CHN
020A	PAAS Meeri-Marita	EST
020B	VAN KRADENBURG Jeanine	RSA
021A	MILLS Rhiannon	AUS
021B	KLEIN Mariya	LUX
022A	USQUIANO Alejandra	COL
022B	TALJAARD Elisabeth	NAM
023A	GIBSON Ella	GBR
023B	RONER Elisa	ITA
024A	MLINARIC Amanda	CRO
024B	MOON Yeeun	KOR
025A	MARCUSSEN Sofie Louise Dam	DEN
025B	BYBORDY Geesa	IRI
026A	YUNUSSOVA Roxana	KAZ

REVISED

'Country code' in Header has been corrected as 'NOC code'



Results - Individual

World Record 72 Arrows:	718	GIBSON Ella	GBR	Deers Farm Close, Wisley (GBR)	14 JUL 2024
-------------------------	-----	-------------	-----	--------------------------------	-------------

Rank	Target	Name	NOC Code	1 st Half	2 nd Half	10's	X's	Score
1	17B	BECERRA ARIZAGA Andrea Maya	MEX	352 / 4	354 / 2	59	27	706
2	15B	RUIZ Alexis Mercedes	USA	351 / 7	354 / 3	58	23	705
3	18A	DHAMANGAONKAR Madhura	IND	354 / 1	351 / 6	58	21	705
4	22A	USQUIANO Alejandra	COL	352 / 5	351 / 5	56	30	703
5	16B	BERNAL SANCHEZ Mariana	MEX	351 / 9	351 / 4	55	28	702
6	19A	JAATMA Lisell	EST	347 / 15	354 / 1	54	25	701
7	14A	YUVA Begum	TUR	353 / 2	346 / 12	53	17	699
8	16A	CURE GIRDI Oznur	TUR	352 / 6	347 / 11	52	32	699
9	23A	GIBSON Ella	GBR	349 / 12	350 / 8	51	30	699
10	20A	PAAS Meeri-Marita	EST	349 / 13	350 / 7	51	28	699
11	24B	MOON Yeeun	KOR	350 / 11	348 / 9	50	24	698
12	17A	KAUR Parneet	IND	352 / 3	343 / 18	49	27	695
13	23B	RONER Elisa	ITA	346 / 16	348 / 10	49	19	694
14	25A	MARCUSSEN Sofie Louise Dam	DEN	350 / 10	342 / 19	48	17	692
15	21B	KLEIN Mariya	LUX	351 / 8	341 / 20	47	21	692
16	24A	MLINARIC Amanda	CRO	347 / 14	345 / 14	46	24	692
17	19B	WU Guangjie	CHN	345 / 17	344 / 16	42	16	689
18	14B	KRAHE Carson Michaela	USA	342 / 20	345 / 13	42	19	687
19	25B	BYBORDY Geesa	IRI	342 / 21	343 / 17	42	17	685
20	15A	BURUN Hazal	TUR	337 / 23	344 / 15	37	13	681
21	20B	VAN KRADENBURG Jeanine	RSA	343 / 18	336 / 22	39	17	679
22	21A	MILLS Rhiannon	AUS	340 / 22	334 / 23	38	14	674
23	26A	YUNUSSOVA Roxana	KAZ	342 / 19	331 / 24	37	16	673
24	22B	TALJAARD Elisabeth	NAM	331 / 25	337 / 21	34	13	668
25	18B	LIN Yueshan	CHN	333 / 24	321 / 25	29	12	654



TWG
2025
CHENGDU



ARCHERY

Women's Recurve



Entry List by Event

As of WED 6 AUG 2025

NOC	Name	Date of Birth
AUS - Australia	LLOYD Jess	1 DEC 2006
CAN - Canada	BRUG Eleanor	11 JAN 1994
CHN - People's Republic of China	BAO Yuning	7 FEB 2009
FRA - France	AUTRET Aurelie	5 JUN 2001
GBR - Great Britain	PITMAN Bryony	13 MAR 1997
GER - Germany	TARTLER Elisa	5 JAN 1999
ITA - Italy	DI FRANCESCO Roberta	29 MAR 2003
	REBAGLIATI Chiara	23 JAN 1997
NED - Netherlands	SCHLOESSER Gaby	18 FEB 1994
SLO - Slovenia	CAVIC Urska	21 MAY 1998
SVK - Slovakia	BARANKOVA Denisa	7 SEP 2001



Brackets - Final Rounds (Individual)

Seed / RR	Name	NOC Code	Semifinals	Finals	
1 / 370	TARTLER Elisa	GER	53-T.4	REBAGLIATI C	57
3 / 357	REBAGLIATI Chiara	ITA	53-T.4+	BARANKOVA D	59
5 / 351	DI FRANCESCO Roberta	ITA	56	TARTLER E	56
2 / 370	BARANKOVA Denisa	SVK	59	di FRANCESCO R	61
					GOLD
					SILVER
					BRONZE

Ranking Summary

1	BARANKOVA Denisa	SVK	
2	REBAGLIATI Chiara	ITA	
3	DI FRANCESCO Roberta	ITA	
4	TARTLER Elisa	GER	
5	PITMAN Bryony	GBR	82
5	BRUG Eleanor	CAN	79
7	CAVIC Urska	SLO	78
7	SCHLOESSER Gaby	NED	78

Legend:

+ Closest to Centre **RR** Ranking Round Score **T.a** Tie break arrow(s)



Medallists

Medal	Name	NOC
GOLD	BARANKOVA Denisa	SVK - Slovakia
SILVER	REBAGLIATI Chiara	ITA - Italy
BRONZE	DI FRANCESCO Roberta	ITA - Italy



Start List

As of WED 13 AUG 2025

Back No.	Name	NOC Code
1	TARTLER Elisa	GER
5	DI FRANCESCO Roberta	ITA



Match Results - Individual

Match Number: 93

Name: **TARTLER Elisa (GER)**

Seed: **1**

Coach: **LANGE Peter**

TARGET: 1A **TARGET: 1B**

Name: **DI FRANCESCO Roberta (ITA)**

Seed: **5**

Coach: **BOTTO Giorgio**

Winner

End	Arrows			Score
1	4	6	5	15
2	5	5	4	14
3	6	4	6	16
4	4	3	4	11

Total		
15		16
29		30
45		46
56		61

End	Arrows			Score
1	5	5	6	16
2	5	4	5	14
3	5	5	6	16
4	4	6	5	15

56

61

Line Judge: **PEREZ ORTIZ Liz del Carmen (MEX)**

Target Judge: **YIP Eddie (HKG)**

Legend:

< / > Shooting order indicator



Start List

As of WED 13 AUG 2025

Back No.	Name	NOC Code
3	REBAGLIATI Chiara	ITA
2	BARANKOVA Denisa	SVK



Match Results - Individual

Match Number: 94

Name: **REBAGLIATI Chiara (ITA)**

Seed: **3**

Coach: **BOTTO Giorgio**

TARGET: 1A **TARGET: 1B**

Name: **BARANKOVA Denisa (SVK)**

Seed: **2**

Coach: **HURBAN Vladimir**

Winner

End	Arrows			Score
1	2	6	4	12
2	5	5	5	15
3	6	4	4	14
4	6	5	5	16

Total		
12		15
27		30
41		45
57		59

End	Arrows			Score
1	5	4	6	15
2	4	5	6	15
3	6	5	4	15
4	4	5	5	14

57

59

Line Judge: **HILLAIRET Anthony (FRA)**

Target Judge: **TAN Zheng Yuan (SGP)**

Legend:

< / > Shooting order indicator



Start List

As of TUE 12 AUG 2025

Back No.	Name	NOC Code
1	TARTLER Elisa	GER
3	REBAGLIATI Chiara	ITA



Match Results - Individual

Match Number: 91

Name: **TARTLER Elisa (GER)**

Seed: **1**

Coach: **LANGE Peter**

TARGET: 1A **TARGET: 1B**

Name: **REBAGLIATI Chiara (ITA)**

Seed: **3**

Coach: **BOTTO Giorgio**

Winner

End	Arrows			Score
1	4	5	4	13
2	4	4	4	12
3	3	6	5	14
4	6	4	4	14

Total		
13		14
25		25
39		39
53		53

End	Arrows			Score
1	4	5	5	14
2	5	3	3	11
3	5	5	4	14
4	5	4	5	14

53

53

SHOOT-OFF	Score	Score	Score	Closest
	4			

SHOOT-OFF	Score	Score	Score	Closest
	4			+

Line Judge: **PEREZ ORTIZ Liz del Carmen (MEX)**

Target Judge: **TAN Zheng Yuan (SGP)**

Legend:

+ Closest to Centre < / > Shooting order indicator



Start List

As of TUE 12 AUG 2025

Back No.	Name	NOC Code
5	DI FRANCESCO Roberta	ITA
2	BARANKOVA Denisa	SVK



Match Results - Individual

Match Number: 92

Name: **DI FRANCESCO Roberta (ITA)**
Seed: **5**
Coach: **BOTTO Giorgio**

TARGET: 1A **TARGET: 1B**

Name: **BARANKOVA Denisa (SVK)**
Seed: **2**
Coach: **HURBAN Vladimir**

Winner

End	Arrows			Score
1	3	6	6	15
2	4	6	3	13
3	6	4	6	16
4	4	4	4	12

Total		
15		15
28		28
44		42
56		59

End	Arrows			Score
1	5	5	5	15
2	5	4	4	13
3	4	5	5	14
4	6	5	6	17

56

59

Line Judge: **HILLAIRET Anthony (FRA)**
Target Judge: **AYOUBI Liliana (SYR)**

Legend:

< / > Shooting order indicator



Start List

REVISED
12 AUG 8:00

As of TUE 12 AUG 2025

Back No.	Name	NOC Code
9	AUTRET Aurelie	FRA
8	CAVIC Urska	SLO

REVISED

Position has been corrected



Match Results - Individual

Match Number: 77

Name: **AUTRET Aurelie (FRA)**

Seed: **9**

Coach:

TARGET: 1A TARGET: 1B

Name: **CAVIC Urska (SLO)**

Seed: **8**

Coach:

Winner

End	Arrows			Score
1	4	6	5	15
2	5	3	4	12
3	3	3	4	10
4	5	6	5	16
5	4	4	6	14
6	3	4	4	11

Total		
15		12
27		22
37		38
53		52
67		65
78		79

End	Arrows			Score
1	4	4	4	12
2	5	5	0	10
3	4	6	6	16
4	4	5	5	14
5	4	5	4	13
6	4	6	4	14

78

79

Line Judge: PEREZ ORTIZ Liz del Carmen (MEX)

Target Judge: AYOUBI Liliana (SYR)

Legend:

< / > Shooting order indicator



Start List

As of TUE 12 AUG 2025

Back No.	Name	NOC Code
8	CAVIC Urska	SLO
5	DI FRANCESCO Roberta	ITA



Match Results - Individual

Match Number: 79

Name: **CAVIC Urska (SLO)**

Seed: **8**

Coach:

TARGET: 1A TARGET: 1B

Name: **DI FRANCESCO Roberta (ITA)**

Seed: **5**

Coach:

Winner

End	Arrows			Score
1	6	6	5	17
2	5	4	5	14
3	5	4	4	13
4	4	4	6	14
5	5	0	5	10
6	4	3	3	10

Total		
17		18
31		33
44		47
58		61
68		74
78		88

End	Arrows			Score
1	6	6	6	18
2	5	5	5	15
3	4	6	4	14
4	4	4	6	14
5	3	5	5	13
6	4	4	6	14

78

88

Line Judge: PEREZ ORTIZ Liz del Carmen (MEX)

Target Judge: TAN Zheng Yuan (SGP)

Legend:

< / > Shooting order indicator



Start List

As of TUE 12 AUG 2025

Back No.	Name	NOC Code
5	DI FRANCESCO Roberta	ITA
4	PITMAN Bryony	GBR



Match Results - Individual

Match Number: 81

Name: **DI FRANCESCO Roberta (ITA)**

Seed: **5**

Coach:

TARGET: 1A **TARGET: 1B**

Name: **PITMAN Bryony (GBR)**

Seed: **4**

Coach:

Winner

End	Arrows			Score
1	5	5	5	15
2	4	4	4	12
3	4	3	4	11
4	5	4	5	14
5	6	5	6	17
6	6	4	6	16

Total		
15		16
27		28
38		40
52		57
69		68
85		82

End	Arrows			Score
1	5	5	6	16
2	4	4	4	12
3	4	4	4	12
4	5	6	6	17
5	3	4	4	11
6	6	4	4	14

85

82

Line Judge: PEREZ ORTIZ Liz del Carmen (MEX)

Target Judge: YIP Eddie (HKG)

Legend:

< / > Shooting order indicator



Start List

As of MON 11 AUG 2025

Back No.	Name	NOC Code
10	LLOYD Jess	AUS
11	BAO Yuning	CHN



Match Results - Individual

Match Number: 74

Name: **LLOYD Jess (AUS)**

Seed: **10**

Coach:

TARGET: 1A **TARGET: 1B**

Name: **BAO Yuning (CHN)**

Seed: **11**

Coach:

Winner

End	Arrows			Score
1	5	4	1	10
2	2	3	3	8
3	6	5	4	15
4	3	4	4	11
5	4	5	5	14
6	1	6	4	11

Total		
10		14
18		29
33		45
44		62
58		78
69		85

End	Arrows			Score
1	4	6	4	14
2	4	5	6	15
3	6	4	6	16
4	6	5	6	17
5	5	6	5	16
6	4	3	0	7

69

85

Line Judge: **HILLAIRET Anthony (FRA)**

Target Judge: **TAN Zheng Yuan (SGP)**

Legend:

< / > Shooting order indicator



Start List

As of TUE 12 AUG 2025

Back No.	Name	NOC Code
7	BRUG Eleanor	CAN
11	BAO Yuning	CHN



Match Results - Individual

Match Number: 76

Name: **BRUG Eleanor (CAN)**

Seed: **7**

Coach:

TARGET: 1A TARGET: 1B

Name: **BAO Yuning (CHN)**

Seed: **11**

Coach:

Winner

End	Arrows			Score
1	4	4	5	13
2	5	6	5	16
3	1	4	2	7
4	5	4	5	14
5	5	6	5	16
6	4	4	5	13

Total		
13		13
29		24
36		37
50		49
66		65
79		79

End	Arrows			Score
1	5	4	4	13
2	4	3	4	11
3	5	4	4	13
4	4	4	4	12
5	6	4	6	16
6	4	5	5	14

79

79

SHOOT-OFF	Score	Score	Score	Closest
	6			

SHOOT-OFF	Score	Score	Score	Closest
	3			

Line Judge: HILLAIRET Anthony (FRA)

Target Judge: YIP Eddie (HKG)

Legend:

< / > Shooting order indicator



Start List

As of TUE 12 AUG 2025

Back No.	Name	NOC Code
6	SCHLOESSER Gaby	NED
7	BRUG Eleanor	CAN



Match Results - Individual

Match Number: 78

Name: **SCHLOESSER Gaby (NED)**

Seed: **6**

Coach:

TARGET: 1A TARGET: 1B

Name: **BRUG Eleanor (CAN)**

Seed: **7**

Coach:

Winner

End	Arrows			Score
1	5	3	6	14
2	4	4	4	12
3	3	5	4	12
4	4	6	4	14
5	4	5	0	9
6	6	6	5	17

Total		
14		13
26		27
38		44
52		58
61		70
78		82

End	Arrows			Score
1	5	4	4	13
2	5	3	6	14
3	6	6	5	17
4	5	5	4	14
5	3	4	5	12
6	4	4	4	12

78

82

Line Judge: **HILLAIRET Anthony (FRA)**

Target Judge: **AYOUBI Liliana (SYR)**

Legend:

< / > Shooting order indicator



Start List

As of TUE 12 AUG 2025

Back No.	Name	NOC Code
3	REBAGLIATI Chiara	ITA
7	BRUG Eleanor	CAN



Match Results - Individual

Match Number: 80

Name: **REBAGLIATI Chiara (ITA)**

Seed: **3**

Coach:

TARGET: 1A **TARGET: 1B**

Name: **BRUG Eleanor (CAN)**

Seed: **7**

Coach:

Winner

End	Arrows			Score
1	6	3	4	13
2	3	6	6	15
3	6	6	3	15
4	4	4	6	14
5	4	3	4	11
6	5	5	5	15

Total		
13		13
28		28
43		41
57		55
68		68
83		79

End	Arrows			Score
1	4	5	4	13
2	4	5	6	15
3	5	4	4	13
4	4	5	5	14
5	4	4	5	13
6	3	4	4	11

83

79

Line Judge: **HILLAIRET Anthony (FRA)**

Target Judge: **TAN Zheng Yuan (SGP)**

Legend:

< / > Shooting order indicator



Start List

As of MON 11 AUG 2025

Back No.	Name	NOC Code
1	TARTLER Elisa	GER
2	BARANKOVA Denisa	SVK



Match Results - Individual

Match Number: 73

Name: **TARTLER Elisa (GER)**

Seed: **1**

Coach:

TARGET: 1A TARGET: 1B

Name: **BARANKOVA Denisa (SVK)**

Seed: **2**

Coach:

Winner

End	Arrows			Score
1	4	6	6	16
2	5	4	4	13
3	5	4	5	14
4	6	4	2	12
5	6	3	4	13
6	3	4	4	11

Total		
16		16
29		27
43		44
55		57
68		69
79		81

End	Arrows			Score
1	6	5	5	16
2	3	3	5	11
3	6	6	5	17
4	4	4	5	13
5	3	6	3	12
6	4	4	4	12

79

81

Line Judge: PEREZ ORTIZ Liz del Carmen (MEX)

Target Judge: YIP Eddie (HKG)

Legend:

< / > Shooting order indicator



Start List

As of SAT 9 AUG 2025

Target	Name	NOC Code
001A	DI FRANCESCO Roberta	ITA
001B	PITMAN Bryony	GBR
001C	BARANKOVA Denisa	SVK
001D	LLOYD Jess	AUS
003A	TARTLER Elisa	GER
003B	SCHLOESSER Gaby	NED
003C	BRUG Eleanor	CAN
003D	CAVIC Urska	SLO
005A	REBAGLIATI Chiara	ITA
005B	AUTRET Aurelie	FRA
005C	BAO Yuning	CHN



Results - Individual

Rank	Target	Name	NOC	Unmarked		Marked		6s	5s	Total Score	Shoot Off	Remark
				Score	Rank	Score	Rank					
1	3A	TARTLER Elisa	GER	190	1			16	15	190		
2	1C	BARANKOVA Denisa	SVK	188	2			14	16	188		
3	1A	DI FRANCESCO Roberta	ITA	186	3			14	14	186		
4	1B	PITMAN Bryony	GBR	183	4			12	16	183		
5	5A	REBAGLIATI Chiara	ITA	180	5			11	17	180		
6	3C	BRUG Eleanor	CAN	176	6			13	8	176		
7	5B	AUTRET Aurelie	FRA	176	7			9	14	176		
8	3B	SCHLOESSER Gaby	NED	167	8			11	11	167		
9	3D	CAVIC Urska	SLO	165	9			8	15	165		
10	5C	BAO Yuning	CHN	164	10			6	14	164		
11	1D	LLOYD Jess	AUS	162	11			6	13	162		



Start List

As of MON 11 AUG 2025

Target	Name	NOC Code
001A	TARTLER Elisa	GER
001B	BARANKOVA Denisa	SVK
001C	DI FRANCESCO Roberta	ITA
001D	PITMAN Bryony	GBR
003A	REBAGLIATI Chiara	ITA
003B	BRUG Eleanor	CAN
003C	AUTRET Aurelie	FRA
003D	SCHLOESSER Gaby	NED
005A	CAVIC Urska	SLO
005B	BAO Yuning	CHN
005C	LLOYD Jess	AUS



Results - Individual

Rank	Target	Name	NOC	Unmarked		Marked		6s	5s	Total Score	Shoot Off	Remark
				Score	Rank	Score	Rank					
1	3A	TARTLER Elisa	GER	190	1	180	4	29	26	370		
2	1C	BARANKOVA Denisa	SVK	188	2	182	2	25	34	370		
3	5A	REBAGLIATI Chiara	ITA	180	5	177	5	23	30	357		
4	1B	PITMAN Bryony	GBR	183	4	170	7	19	30	353		
5	1A	DI FRANCESCO Roberta	ITA	186	3	165	10	19	28	351		
6	3B	SCHLOESSER Gaby	NED	167	8	182	1	26	21	349		
7	3C	BRUG Eleanor	CAN	176	6	172	6	23	18	348		
8	3D	CAVIC Urska	SLO	165	9	181	3	22	25	346		
9	5B	AUTRET Aurelie	FRA	176	7	169	9	16	27	345		
10	1D	LLOYD Jess	AUS	162	11	170	8	13	25	332		
11	5C	BAO Yuning	CHN	164	10	164	11	14	25	328		



ARCHERY

Mixed Team Compound



Brackets (Teams)

World Record 16 Arrows: 160 (10) TUR - Türkiye Shanghai (CHN) 9 MAY 2025

Seed / RR	NOC Name	Quarterfinals	Semifinals	Finals
				Final Ranking 1 DEN - Denmark 2 MEX - Mexico 3 USA - United States 4 KOR - Korea 5 ITA - Italy 157 6 TUR - Türkiye 155 7 COL - Colombia 154 8 IND - India 151
1 / 1415	IND - India DHAMANGAONKAR Madhura (F) VERMA Abhishek (M)	151	Korea 152	
8 / 1392	KOR - Korea MOON Yeeun (F) LEE Eunho (M)	154		
5 / 1403	ITA - Italy RONER Elisa (F) BRUNO Marco (M)	157	Denmark 157	
4 / 1406	DEN - Denmark MARCUSSEN Sofie Louise Dam (F) FULLERTON Mathias Bertrand (M)	158		
3 / 1408	MEX - Mexico BECERRA ARIZAGA Andrea Maya (F) GARCIA FLORES Sebastian (M)	156	Mexico 158	
6 / 1403	TUR - Türkiye YUVA Begum (F) AKCAOGLU Batuhan (M)	155		
7 / 1402	COL - Colombia USQUIANO Alejandra (F) MUNOZ Daniel (M)	154	United States 157	
2 / 1414	USA - United States RUIZ Alexis Mercedes (F) BROADNAX Curtis Lee (M)	156		
				GOLD Denmark
				SILVER Mexico
				BRONZE Korea 155 United States 157

Legend:			
F	Female	M	Male
		RR	Ranking Round Score



Medallists

Medal	NOC	Name	Gender
GOLD	DEN - Denmark	MARCUSSEN Sofie Louise Dam	F
		FULLERTON Mathias Bertrand	M
SILVER	MEX - Mexico	BECERRA ARIZAGA Andrea Maya	F
		GARCIA FLORES Sebastian	M
BRONZE	USA - United States of America	RUIZ Alexis Mercedes	F
		BROADNAX Curtis Lee	M

Legend:

F Female **M** Male



Start List

As of SAT 9 AUG 2025

Draw Number	Name
1	KOR - REPUBLIC OF KOREA MOON Yeeun LEE Eunho
2	USA - UNITED STATES OF AMERICA RUIZ Alexis Mercedes BROADNAX Curtis Lee



Match Results - Mixed Team

Match Number: 55

NOC Code: **KOR**

NOC: **Republic of Korea**

Seed: **8**

Athletes: ■ MOON Yeeun (F)
▲ LEE Eunho (M)

Coach: IM Donghyun

TARGET: 1 TARGET: 2

NOC Code: **USA**

NOC: **United States of America**

Seed: **2**

Athletes: ■ RUIZ Alexis Mercedes (F)
▲ BROADNAX Curtis Lee (M)

Coach: JOHNSON JR James Kenneth

Winner

End	Arrows		Score
1	■ 10	▲ X	40
	■ X	▲ X	
2	■ 9	▲ X	39
	■ X	▲ X	
3	■ 10	▲ X	39
	■ 9	▲ X	
4	■ X	▲ 9	37
	■ 10	▲ 8	

Total		
40		39
79		77
118		117
155		157

End	Arrows		Score
1	▲ X	■ 9	39
	▲ X	■ X	
2	▲ 10	■ 9	38
	▲ X	■ 9	
3	▲ 10	■ X	40
	▲ 10	■ 10	
4	▲ X	■ 10	40
	▲ X	■ 10	

155

157

Average Arrow Score				
MOON Yeeun	9.75	■	9.63	RUIZ Alexis Mercedes
LEE Eunho	9.63	▲	10.00	BROADNAX Curtis Lee

Line Judge: PEREZ ORTIZ Liz del Carmen (MEX)

Target Judge: TAN Zheng Yuan (SGP)

Legend:

< / > Shooting order indicator ■▲ Shooting indicator F Female M Male



Start List

As of SAT 9 AUG 2025

Draw Number	Name
1	DEN - DENMARK MARCUSSEN Sofie Louise Dam FULLERTON Mathias Bertrand
2	MEX - MEXICO BECERRA ARIZAGA Andrea Maya GARCIA FLORES Sebastian



Match Results - Mixed Team

Match Number: 56

NOC Code: **DEN**

NOC: **Denmark**

Seed: **4**

Athletes: ■ MARCUSSEN SLD (F)
▲ FULLERTON MB (M)

Coach: DALL Niels

TARGET: 1 TARGET: 2

NOC Code: **MEX**

NOC: **Mexico**

Seed: **3**

Athletes: ■ BECERRA ARIZAGA AM (F)
▲ GARCIA FLORES S (M)

Coach: MONTELLANO RUVALCA

Winner

End	Arrows		Score	<	Total		>	End	Arrows		Score
1	■ X	▲ 10	40		40	38		1	■ X	▲ X	38
	■ 10	▲ 10							■ 9	▲ 9	
2	■ 9	▲ 10	39		79	78		2	■ 10	▲ 10	40
	■ X	▲ X							■ X	▲ 10	
3	■ 9	▲ X	39		118	116		3	■ 9	▲ 10	38
	■ X	▲ 10							■ X	▲ 9	
4	■ X	▲ 10	38		156	155		4	■ X	▲ 10	39
	■ 9	▲ 9							■ X	▲ 9	
					156	155					

Average Arrow Score			
MARCUSSEN Sofie Louise Dam	9.63	■	9.75
FULLERTON Mathias Bertrand	9.88	▲	9.63
BECERRA ARIZAGA Andrea Maya			
GARCIA FLORES Sebastian			

Line Judge: AYOUBI Liliana (SYR)
Target Judge: HILLAIRET Anthony (FRA)

Legend:

< / > Shooting order indicator ■ ▲ Shooting indicator F Female M Male



Start List

As of SAT 9 AUG 2025

Draw Number	Name
1	KOR - REPUBLIC OF KOREA MOON Yeeun LEE Eunho
2	DEN - DENMARK MARCUSSEN Sofie Louise Dam FULLERTON Mathias Bertrand



Match Results - Mixed Team

Match Number: 53

NOC Code: **KOR**

NOC: **Republic of Korea**

Seed: **8**

Athletes: ■ MOON Yeeun (F)
▲ LEE Eunho (M)

Coach: IM Donghyun

TARGET: 1 TARGET: 2

NOC Code: **DEN**

NOC: **Denmark**

Seed: **4**

Athletes: ■ MARCUSSEN SLD (F)
▲ FULLERTON MB (M)

Coach: DALL Niels

Winner

End	Arrows		Score	Total			End	Arrows		Score	
1	■ X	▲ 10	39	39		39	>	1	■ 9	▲ X	39
	■ 9	▲ 10							■ 10	▲ 10	
2	■ 9	▲ 9	36	75		77	>	2	■ 9	▲ 10	38
	■ 9	▲ 9							■ 9	▲ X	
3	■ 9	▲ 9	37	112	<	117	>	3	■ X	▲ 10	40
	■ X	▲ 9							■ 10	▲ 10	
4	■ 10	▲ 10	40	152	<	157	>	4	■ 10	▲ X	40
	■ 10	▲ 10							■ X	▲ 10	
				152							



Start List

As of SAT 9 AUG 2025

Draw Number	Name
1	MEX - MEXICO BECERRA ARIZAGA Andrea Maya GARCIA FLORES Sebastian
2	USA - UNITED STATES OF AMERICA RUIZ Alexis Mercedes BROADNAX Curtis Lee



Match Results - Mixed Team

Match Number: 54

NOC Code: **MEX**

NOC: **Mexico**

Seed: **3**

Athletes: ■ BECERRA ARIZAGA AM (F)
▲ GARCIA FLORES S (M)

Coach: MONTELLANO RUVALCA

TARGET: 1 TARGET: 2

NOC Code: **USA**

NOC: **United States of America**

Seed: **2**

Athletes: ■ RUIZ Alexis Mercedes (F)
▲ BROADNAX Curtis Lee (M)

Coach: JOHNSON JR James Kenneth

Winner

End	Arrows		Score	Total			End	Arrows		Score	
1	■ X	▲ X	40	40		39	>	1	▲ X	■ 9	39
	■ 10	▲ X							▲ X	■ 10	
2	■ X	▲ 10	40	80		78	>	2	▲ X	■ 10	39
	■ X	▲ 10							▲ 10	■ 9	
3	■ 10	▲ 10	39	119		118	>	3	▲ X	■ X	40
	■ X	▲ 9							▲ 10	■ 10	
4	■ X	▲ 10	39	158		157	>	4	▲ 10	■ X	39
	■ 9	▲ 10							▲ X	■ 9	
				158							
</											



Start List

As of SAT 9 AUG 2025

Draw Number	Name
1	IND - INDIA DHAMANGAONKAR Madhura VERMA Abhishek
2	KOR - REPUBLIC OF KOREA MOON Yeeun LEE Eunho



Match Results - Mixed Team

Match Number: 49

NOC Code: **IND**

NOC: **India**

Seed: **1**

Athletes: ■ DHAMANGAONKAR M (F)
▲ VERMA Abhishek (M)

Coach: Lokesh Chand

TARGET: 1 TARGET: 2

NOC Code: **KOR**

NOC: **Republic of Korea**

Seed: **8**

Athletes: ■ MOON Yeeun (F)
▲ LEE Eunho (M)

Coach: IM Donghyun

Winner

End	Arrows		Score	Total			End	Arrows		Score	
1	■ 9	▲ 10	37	37		38	>	1	■ 10	▲ 10	38
	■ 8	▲ 10							■ 9	▲ 9	
2	■ 9	▲ X	37	<	74	78		2	■ X	▲ X	40
	■ 8	▲ 10							■ X	▲ X	
3	■ 9	▲ 10	37	<	111	115		3	■ 9	▲ 9	37
	■ 8	▲ X							■ 9	▲ X	
4	■ 10	▲ X	40	<	151	154		4	■ 10	▲ 9	39
	■ 10	▲ 10							■ X	▲ 10	
				151				154			

Average Arrow Score				
DHAMANGAONKAR Madhura	8.88	■	9.63	MOON Yeeun
VERMA Abhishek	10.00	▲	9.63	LEE Eunho

Line Judge: AYOUBI Liliana (SYR)
Target Judge: TAN Zheng Yuan (SGP)

Legend:

< / > Shooting order indicator ■ ▲ Shooting indicator F Female M Male



Start List

As of SAT 9 AUG 2025

Draw Number	Name
1	ITA - ITALY RONER Elisa BRUNO Marco
2	DEN - DENMARK MARCUSSEN Sofie Louise Dam FULLERTON Mathias Bertrand



Match Results - Mixed Team

Match Number: 50

NOC Code: **ITA**

NOC: **Italy**

Seed: **5**

Athletes: ■ RONER Elisa (F)
▲ BRUNO Marco (M)

Coach: XOTTI Tiziano

TARGET: 1 TARGET: 2

NOC Code: **DEN**

NOC: **Denmark**

Seed: **4**

Athletes: ■ MARCUSSEN SLD (F)
▲ FULLERTON MB (M)

Coach: DALL Niels

Winner

End	Arrows		Score	Total			End	Arrows		Score	
1	▲ 10	■ 10	39	39		39	>	1	■ X	▲ 10	39
	▲ X	■ 9							■ 9	▲ X	
2	▲ X	■ X	39	78		79	>	2	■ 10	▲ 10	40
	▲ 10	■ 9							■ X	▲ X	
3	▲ 10	■ X	40	118	<	118		3	■ 9	▲ X	39
	▲ 10	■ X							■ 10	▲ 10	
4	▲ 9	■ X	39	157		158	>	4	■ X	▲ X	40
	▲ X	■ 10							■ X	▲ 10	
				157							
					</						



Start List

As of SAT 9 AUG 2025

Draw Number	Name
1	MEX - MEXICO BECERRA ARIZAGA Andrea Maya GARCIA FLORES Sebastian
2	TUR - TÜRKIYE YUVA Begum AKCAOGLU Batuhan



Match Results - Mixed Team

Match Number: 51

NOC Code: **MEX**

NOC: **Mexico**

Seed: **3**

Athletes: ■ BECERRA ARIZAGA AM (F)

▲ GARCIA FLORES S (M)

Coach: MONTELLANO RUVALCA

TARGET: 1 TARGET: 2

NOC Code: **TUR**

NOC: **Türkiye**

Seed: **6**

Athletes: ■ YUVA Begum (F)

▲ AKCAOGLU Batuhan (M)

Coach: ACIKGOZ Ramazan

Winner

End	Arrows		Score	Total			End	Arrows		Score	
1	■ 10	▲ X	39	39		40	>	1	■ 10	▲ 10	40
	■ X	▲ 9							■ 10	▲ 10	
2	■ 9	▲ 9	38	<	77	76		2	■ X	▲ 9	36
	■ 10	▲ X							■ 8	▲ 9	
3	■ X	▲ X	40		117	116	>	3	■ X	▲ X	40
	■ 10	▲ 10							■ X	▲ 10	
4	■ 10	▲ 10	39		156	155	>	4	■ X	▲ 9	39
	■ 10	▲ 9							■ X	▲ 10	
				156							



Start List

As of SAT 9 AUG 2025

Draw Number	Name
1	COL - COLOMBIA USQUIANO Alejandra MUNOZ Daniel
2	USA - UNITED STATES OF AMERICA RUIZ Alexis Mercedes BROADNAX Curtis Lee



Match Results - Mixed Team

Match Number: 52

NOC Code: **COL**

NOC: **Colombia**

Seed: **7**

Athletes: ■ USQUIANO Alejandra (F)
▲ MUNOZ Daniel (M)

Coach: MANTILLA Heber (VEN)

TARGET: 1 TARGET: 2

NOC Code: **USA**

NOC: **United States of America**

Seed: **2**

Athletes: ■ RUIZ Alexis Mercedes (F)
▲ BROADNAX Curtis Lee (M)

Coach: JOHNSON JR James Kenneth

Winner

End	Arrows		Score	Total			End	Arrows		Score	
1	■ 9	▲ 10	39	39		39	>	1	▲ 9	■ 10	39
	■ 10	▲ 10							▲ X	■ X	
2	■ 9	▲ 9	36	75		78	>	2	▲ X	■ 9	39
	■ X	▲ 8							▲ 10	■ 10	
3	■ 10	▲ X	39	<	114	117	>	3	▲ 10	■ 9	39
	■ X	▲ 9							▲ X	■ 10	
4	■ X	▲ 10	40	<	154	156	>	4	▲ 9	■ 10	39
	■ 10	▲ 10							▲ 10	■ X	
				154							



Results - Mixed Team

World Record 144 Arrows: 1431 IND - India Madrid (ESP) 8 JUL 2025

Rank	NOC	Name	Individual Total	Team Total
1	IND - India	DHAMANGAONKAR Madhura VERMA Abhishek	705 710	1415
2	USA - United States of America	RUIZ Alexis Mercedes BROADNAX Curtis Lee	705 709	1414
3	MEX - Mexico	BECERRA ARIZAGA Andrea Maya GARCIA FLORES Sebastian	706 702	1408
4	DEN - Denmark	FULLERTON Mathias Bertrand MARCUSSEN Sofie Louise Dam	714 692	1406
5	ITA - Italy	BRUNO Marco RONER Elisa	709 694	1403 T110;50
6	TUR - Türkiye	YUVA Begum AKCAOGLU Batuhan	699 704	1403 T110;39
7	COL - Colombia	USQUIANO Alejandra MUNOZ Daniel	703 699	1402
8	KOR - Republic of Korea	MOON Yeeun LEE Eunho	698 694	1392
9	CHN - People's Republic of China	WU Guangjie AI Xinliang	689 697	1386
10	RSA - South Africa	VERHOEF Hendre VAN KRADENBURG Jeanine	705 679	1384
11	AUS - Australia	HAWES Brandon MILLS Rhiannon	702 674	1376

LEGEND:
Tn;m Tied. Number of 10's; Number of inner 10's (X's). (Ties are broken with 10's, then with inner 10's (X's))



TWG
2025
CHENGDU



BEACH HANDBALL

RESULTS BOOK

TABLE OF CONTENTS



5	Beach Handball	414
5.1	Table of Contents	415
5.2	Competition Schedule	424
5.3	Daily Schedule	425
5.3.1	Daily Schedule - 7 Aug 2025	425
5.3.2	Daily Schedule - 8 Aug 2025	427
5.3.3	Daily Schedule - 9 Aug 2025	429
5.3.4	Daily Schedule - 10 Aug 2025	431
5.3.5	Daily Schedule - 11 Aug 2025	433
5.3.6	Daily Schedule - 12 Aug 2025	435
5.4	Results Summary	437
5.5	Medallists by Event	440
5.6	Medal Standings	442
5.7	Men	443
5.7.1	Team Roster	444
5.7.1.1	Team Roster - BRA	444
5.7.1.2	Team Roster - CHN	445
5.7.1.3	Team Roster - CRO	446
5.7.1.4	Team Roster - DEN	447
5.7.1.5	Team Roster - ESP	448
5.7.1.6	Team Roster - GER	449
5.7.1.7	Team Roster - POR	450
5.7.1.8	Team Roster - TUN	451
5.7.2	Tournament Summary	452
5.7.3	Cumulative Statistics	454
5.7.3.1	Cumulative Statistics - BRA	454
5.7.3.2	Cumulative Statistics - CHN	455
5.7.3.3	Cumulative Statistics - CRO	456
5.7.3.4	Cumulative Statistics - DEN	457
5.7.3.5	Cumulative Statistics - ESP	458
5.7.3.6	Cumulative Statistics - GER	459
5.7.3.7	Cumulative Statistics - POR	460
5.7.3.8	Cumulative Statistics - TUN	461
5.7.4	Overall Team Statistics	462
5.7.5	Team Fair Play	463
5.7.6	Individual Statistics	464
5.7.7	Goalkeeper Statistics	467

RESULTS BOOK

TABLE OF CONTENTS

5.7.8	Medallists	468
5.7.9	Finals	469
5.7.9.1	7th Place Match #M22	469
5.7.9.1.1	Start List TUN - CHN	469
5.7.9.1.2	Match and Referees Report TUN - CHN	470
5.7.9.1.3	Results TUN - CHN	471
5.7.9.2	5th Place Match #M21	473
5.7.9.2.1	Start List CRO - DEN	473
5.7.9.2.2	Match and Referees Report CRO - DEN	474
5.7.9.2.3	Results CRO - DEN	475
5.7.9.3	Bronze Medal Match #M23	477
5.7.9.3.1	Start List ESP - BRA	477
5.7.9.3.2	Match and Referees Report ESP - BRA	478
5.7.9.3.3	Results ESP - BRA	479
5.7.9.4	Gold Medal Match #M24	482
5.7.9.4.1	Start List POR - GER	482
5.7.9.4.2	Match and Referees Report POR - GER	483
5.7.9.4.3	Results POR - GER	484
5.7.10	Semifinals	486
5.7.10.1	Match #M19	486
5.7.10.1.1	Start List ESP - POR	486
5.7.10.1.2	Match and Referees Report ESP - POR	487
5.7.10.1.3	Results ESP - POR	488
5.7.10.2	Match #M20	490
5.7.10.2.1	Start List BRA - GER	490
5.7.10.2.2	Match and Referees Report BRA - GER	491
5.7.10.2.3	Results BRA - GER	492
5.7.11	Consolation Semifinals 5-8	494
5.7.11.1	Match #M17	494
5.7.11.1.1	Start List CRO - TUN	494
5.7.11.1.2	Match and Referees Report CRO - TUN	495
5.7.11.1.3	Results CRO - TUN	496
5.7.11.2	Match #M18	498
5.7.11.2.1	Start List CHN - DEN	498
5.7.11.2.2	Match and Referees Report CHN - DEN	499
5.7.11.2.3	Results CHN - DEN	500
5.7.12	Quarterfinals	502
5.7.12.1	Match #M13	502
5.7.12.1.1	Start List ESP - CRO	502
5.7.12.1.2	Match and Referees Report ESP - CRO	503
5.7.12.1.3	Results ESP - CRO	504
5.7.12.2	Match #M14	506
5.7.12.2.1	Start List POR - TUN	506
5.7.12.2.2	Match and Referees Report POR - TUN	507

RESULTS BOOK

TABLE OF CONTENTS

5.7.12.2.3	Results POR - TUN	508
5.7.12.3	Match #M15	510
5.7.12.3.1	Start List BRA - CHN	510
5.7.12.3.2	Match and Referees Report BRA - CHN	511
5.7.12.3.3	Results BRA - CHN	512
5.7.12.4	Match #M16	514
5.7.12.4.1	Start List DEN - GER	514
5.7.12.4.2	Match and Referees Report DEN - GER	515
5.7.12.4.3	Results DEN - GER	516
5.7.13	Preliminary Round - Group B	518
5.7.13.1	Match #M03	518
5.7.13.1.1	Start List CHN - TUN	518
5.7.13.1.2	Match and Referees Report CHN - TUN	519
5.7.13.1.3	Results CHN - TUN	520
5.7.13.2	Match #M04	522
5.7.13.2.1	Start List DEN - ESP	522
5.7.13.2.2	Match and Referees Report DEN - ESP	523
5.7.13.2.3	Results DEN - ESP	524
5.7.13.3	Match #M05	527
5.7.13.3.1	Start List TUN - DEN	527
5.7.13.3.2	Match and Referees Report TUN - DEN	528
5.7.13.3.3	Results TUN - DEN	529
5.7.13.4	Match #M06	532
5.7.13.4.1	Start List ESP - CHN	532
5.7.13.4.2	Match and Referees Report ESP - CHN	533
5.7.13.4.3	Results ESP - CHN	534
5.7.13.5	Match #M11	536
5.7.13.5.1	Start List DEN - CHN	536
5.7.13.5.2	Match and Referees Report DEN - CHN	537
5.7.13.5.3	Results DEN - CHN	538
5.7.13.6	Match #M12	540
5.7.13.6.1	Start List ESP - TUN	540
5.7.13.6.2	Match and Referees Report ESP - TUN	541
5.7.13.6.3	Results ESP - TUN	542
5.7.14	Preliminary Round - Group A	544
5.7.14.1	Match #M01	544
5.7.14.1.1	Start List CRO - GER	544
5.7.14.1.2	Match and Referees Report CRO - GER	545
5.7.14.1.3	Results CRO - GER	546
5.7.14.2	Match #M02	548
5.7.14.2.1	Start List POR - BRA	548
5.7.14.2.2	Match and Referees Report POR - BRA	549
5.7.14.2.3	Results POR - BRA	550
5.7.14.3	Match #M07	553

RESULTS BOOK

TABLE OF CONTENTS

5.7.14.3.1	Start List GER - POR	553
5.7.14.3.2	Match and Referees Report GER - POR	554
5.7.14.3.3	Results GER - POR	555
5.7.14.4	Match #M08	558
5.7.14.4.1	Start List BRA - CRO	558
5.7.14.4.2	Match and Referees Report BRA - CRO	559
5.7.14.4.3	Results BRA - CRO	560
5.7.14.5	Match #M09	562
5.7.14.5.1	Start List CRO - POR	562
5.7.14.5.2	Match and Referees Report CRO - POR	563
5.7.14.5.3	Results CRO - POR	564
5.7.14.6	Match #M10	566
5.7.14.6.1	Start List GER - BRA	566
5.7.14.6.2	Match and Referees Report GER - BRA	567
5.7.14.6.3	Results GER - BRA	568
5.8	Women	571
5.8.1	Team Roster	572
5.8.1.1	Team Roster - ARG	572
5.8.1.2	Team Roster - CHN	573
5.8.1.3	Team Roster - CRO	574
5.8.1.4	Team Roster - DEN	575
5.8.1.5	Team Roster - ESP	576
5.8.1.6	Team Roster - GER	577
5.8.1.7	Team Roster - POR	578
5.8.1.8	Team Roster - VIE	579
5.8.2	Tournament Summary	580
5.8.3	Cumulative Statistics	582
5.8.3.1	Cumulative Statistics - ARG	582
5.8.3.2	Cumulative Statistics - CHN	583
5.8.3.3	Cumulative Statistics - CRO	584
5.8.3.4	Cumulative Statistics - DEN	585
5.8.3.5	Cumulative Statistics - ESP	586
5.8.3.6	Cumulative Statistics - GER	587
5.8.3.7	Cumulative Statistics - POR	588
5.8.3.8	Cumulative Statistics - VIE	589
5.8.4	Overall Team Statistics	590
5.8.5	Team Fair Play	591
5.8.6	Individual Statistics	592
5.8.7	Goalkeeper Statistics	595
5.8.8	Medallists	596
5.8.9	Finals	597
5.8.9.1	7th Place Match #W22	597
5.8.9.1.1	Start List VIE - CRO	597
5.8.9.1.2	Match and Referees Report VIE - CRO	598

RESULTS BOOK

TABLE OF CONTENTS

5.8.9.1.3	Results VIE - CRO	599
5.8.9.2	5th Place Match #W21	602
5.8.9.2.1	Start List POR - CHN	602
5.8.9.2.2	Match and Referees Report POR - CHN	603
5.8.9.2.3	Results POR - CHN	604
5.8.9.3	Bronze Medal Match #W23	606
5.8.9.3.1	Start List ESP - DEN	606
5.8.9.3.2	Match and Referees Report ESP - DEN	607
5.8.9.3.3	Results ESP - DEN	608
5.8.9.4	Gold Medal Match #W24	610
5.8.9.4.1	Start List ARG - GER	610
5.8.9.4.2	Match and Referees Report ARG - GER	611
5.8.9.4.3	Results ARG - GER	612
5.8.10	Semifinals	614
5.8.10.1	Match #W19	614
5.8.10.1.1	Start List ARG - ESP	614
5.8.10.1.2	Match and Referees Report ARG - ESP	615
5.8.10.1.3	Results ARG - ESP	616
5.8.10.2	Match #W20	618
5.8.10.2.1	Start List GER - DEN	618
5.8.10.2.2	Match and Referees Report GER - DEN	619
5.8.10.2.3	Results GER - DEN	620
5.8.11	Consolation Semifinals 5-8	622
5.8.11.1	Match #W17	622
5.8.11.1.1	Start List VIE - POR	622
5.8.11.1.2	Match and Referees Report VIE - POR	623
5.8.11.1.3	Results VIE - POR	624
5.8.11.2	Match #W18	627
5.8.11.2.1	Start List CHN - CRO	627
5.8.11.2.2	Match and Referees Report CHN - CRO	628
5.8.11.2.3	Results CHN - CRO	629
5.8.12	Quarterfinals	631
5.8.12.1	Match #W13	631
5.8.12.1.1	Start List ARG - VIE	631
5.8.12.1.2	Match and Referees Report ARG - VIE	632
5.8.12.1.3	Results ARG - VIE	633
5.8.12.2	Match #W14	635
5.8.12.2.1	Start List ESP - POR	635
5.8.12.2.2	Match and Referees Report ESP - POR	636
5.8.12.2.3	Results ESP - POR	637
5.8.12.3	Match #W15	639
5.8.12.3.1	Start List GER - CHN	639
5.8.12.3.2	Match and Referees Report GER - CHN	640
5.8.12.3.3	Results GER - CHN	641

RESULTS BOOK

TABLE OF CONTENTS

5.8.12.4	Match #W16	643
5.8.12.4.1	Start List CRO - DEN	643
5.8.12.4.2	Match and Referees Report CRO - DEN	644
5.8.12.4.3	Results CRO - DEN	645
5.8.13	Preliminary Round - Group B	647
5.8.13.1	Match #W01	647
5.8.13.1.1	Start List CHN - CRO	647
5.8.13.1.2	Match and Referees Report CHN - CRO	648
5.8.13.1.3	Results CHN - CRO	649
5.8.13.2	Match #W02	651
5.8.13.2.1	Start List ARG - POR	651
5.8.13.2.2	Match and Referees Report ARG - POR	652
5.8.13.2.3	Results ARG - POR	653
5.8.13.3	Match #W07	656
5.8.13.3.1	Start List POR - CHN	656
5.8.13.3.2	Match and Referees Report POR - CHN	657
5.8.13.3.3	Results POR - CHN	658
5.8.13.4	Match #W08	660
5.8.13.4.1	Start List CRO - ARG	660
5.8.13.4.2	Match and Referees Report CRO - ARG	661
5.8.13.4.3	Results CRO - ARG	662
5.8.13.5	Match #W09	665
5.8.13.5.1	Start List ARG - CHN	665
5.8.13.5.2	Match and Referees Report ARG - CHN	666
5.8.13.5.3	Results ARG - CHN	667
5.8.13.6	Match #W10	669
5.8.13.6.1	Start List POR - CRO	669
5.8.13.6.2	Match and Referees Report POR - CRO	670
5.8.13.6.3	Results POR - CRO	671
5.8.14	Preliminary Round - Group A	674
5.8.14.1	Match #W03	674
5.8.14.1.1	Start List GER - ESP	674
5.8.14.1.2	Match and Referees Report GER - ESP	675
5.8.14.1.3	Results GER - ESP	676
5.8.14.2	Match #W04	678
5.8.14.2.1	Start List DEN - VIE	678
5.8.14.2.2	Match and Referees Report DEN - VIE	679
5.8.14.2.3	Results DEN - VIE	680
5.8.14.3	Match #W05	683
5.8.14.3.1	Start List VIE - GER	683
5.8.14.3.2	Match and Referees Report VIE - GER	684
5.8.14.3.3	Results VIE - GER	685
5.8.14.4	Match #W06	687
5.8.14.4.1	Start List ESP - DEN	687

RESULTS BOOK

TABLE OF CONTENTS

5.8.14.4.2	Match and Referees Report ESP - DEN	688
5.8.14.4.3	Results ESP - DEN	689
5.8.14.5	Match #W11	692
5.8.14.5.1	Start List GER - DEN	692
5.8.14.5.2	Match and Referees Report GER - DEN	693
5.8.14.5.3	Results GER - DEN	694
5.8.14.6	Match #W12	696
5.8.14.6.1	Start List ESP - VIE	696
5.8.14.6.2	Match and Referees Report ESP - VIE	697
5.8.14.6.3	Results ESP - VIE	698



Competition Schedule

As of FRI 8 AUG 2025

Date	Start Time	Court	Teams	Event	Phase	Match No.
THU 7 AUG 2025	10:00	1	CHN - CRO	Women	Preliminary Round - Group B	W1
	10:00	2	ARG - POR	Women	Preliminary Round - Group B	W2
	10:50	1	CRO - GER	Men	Preliminary Round - Group A	M1
	10:50	2	POR - BRA	Men	Preliminary Round - Group A	M2
	11:40	1	GER - ESP	Women	Preliminary Round - Group A	W3
	11:40	2	DEN - VIE	Women	Preliminary Round - Group A	W4
	12:30	1	CHN - TUN	Men	Preliminary Round - Group B	M3
	12:30	2	DEN - ESP	Men	Preliminary Round - Group B	M4
FRI 8 AUG 2025	15:30	1	VIE - GER	Women	Preliminary Round - Group A	W5
	15:30	2	ESP - DEN	Women	Preliminary Round - Group A	W6
	16:20	1	ESP - CHN	Men	Preliminary Round - Group B	M6
	16:20	2	TUN - DEN	Men	Preliminary Round - Group B	M5
	17:10	1	POR - CHN	Women	Preliminary Round - Group B	W7
	17:10	2	CRO - ARG	Women	Preliminary Round - Group B	W8
	18:00	1	BRA - CRO	Men	Preliminary Round - Group A	M8
	18:00	2	GER - POR	Men	Preliminary Round - Group A	M7
SAT 9 AUG 2025	15:30	1	ARG - CHN	Women	Preliminary Round - Group B	W9
	15:30	2	POR - CRO	Women	Preliminary Round - Group B	W10
	16:20	1	CRO - POR	Men	Preliminary Round - Group A	M9
	16:20	2	GER - BRA	Men	Preliminary Round - Group A	M10
	17:10	1	GER - DEN	Women	Preliminary Round - Group A	W11
	17:10	2	ESP - VIE	Women	Preliminary Round - Group A	W12
	18:00	1	DEN - CHN	Men	Preliminary Round - Group B	M11
	18:00	2	ESP - TUN	Men	Preliminary Round - Group B	M12
SUN 10 AUG 2025	10:00	1	1B - 4A	Women	Quarterfinal	W13
	10:50	1	1B - 4A	Men	Quarterfinal	M13
	11:40	1	2A - 3B	Women	Quarterfinal	W14
	14:40	1	2A - 3B	Men	Quarterfinal	M14
	15:30	1	1A - 4B	Women	Quarterfinal	W15
	16:20	1	1A - 4B	Men	Quarterfinal	M15
	17:10	1	2B - 3A	Women	Quarterfinal	W16
	18:00	1	2B - 3A	Men	Quarterfinal	M16
MON 11 AUG 2025	10:00	1	Loser M13 - Loser M14	Men	Consolation Semifinal 5-8	M17
	10:00	2	Loser M15 - Loser M16	Men	Consolation Semifinal 5-8	M18
	10:50	1	Loser W13 - Loser W14	Women	Consolation Semifinal 5-8	W17
	10:50	2	Loser W15 - Loser W16	Women	Consolation Semifinal 5-8	W18
	15:30	1	Winner M13 - Winner M14	Women	Semifinal	W19
	16:20	1	Winner M13 - Winner M14	Men	Semifinal	M19
	17:10	1	Winner W15 - Winner W16	Women	Semifinal	W20
	18:00	1	Winner M15 - Winner M16	Men	Semifinal	M20
TUE 12 AUG 2025	10:00	1	Winner M17 - Winner M18	Men	5th Place Match	M21
	10:00	2	Loser M17 - Loser M18	Men	7th Place Match	M22
	10:50	1	Winner W17 - Winner W18	Women	5th Place Match	W21
	10:50	2	Loser W17 - Loser W18	Women	7th Place Match	W22
	14:30	1	Loser W19 - Loser W20	Women	Bronze Medal Match	W23
	15:30	1	Loser M19 - Loser M20	Men	Bronze Medal Match	M23
	16:30	1	Winner W19 - Winner W20	Women	Gold Medal Match	W24
	17:30	1	Winner M19 - Winner M20	Men	Gold Medal Match	M24

Note:
Please check online for more details and the latest updates.

Legend:
No. Number Ax x (x=1-4) ranked team from group A Bx x (x=1-4) ranked team from group B



THU 7 AUG 2025

Daily Schedule

Start Time	Court	Teams	Event	Phase	Match No.	Officials
10:00	1	CHN - CRO	Women	Preliminary Round - Group B	W1	RE: DEITERS Bjarne (GER) STUMPFE Jesper (GER) SK: TK: TD A: CALDAS Luiz Filipe (BRA) TD B: OPAVA Jiri (CZE)
10:00	2	ARG - POR	Women	Preliminary Round - Group B	W2	RE: RADUT Corina-Floriana (ROU) ENACHE Daniela-Andreea (ROU) SK: TK: TD A: GONZALEZ CASALES Paola (ESP) TD B: LI Dian (CHN)
10:50	1	CRO - GER	Men	Preliminary Round - Group A	M1	RE: JOHANSSON GOMER Johan Olof (SWE) GOMER Martin (SWE) SK: TK: TD A: OPAVA Jiri (CZE) TD B: GONZALEZ CASALES Paola (ESP)
10:50	2	POR - BRA	Men	Preliminary Round - Group A	M2	RE: PAYDA Soleiman (IRI) KIANI Mohammadjavad (IRI) SK: TK: TD A: LI Dian (CHN) TD B: ROLLAND Jerome (FRA)
11:40	1	GER - ESP	Women	Preliminary Round - Group A	W3	RE: BARTKOWIAK Sylwia (POL) LAKOMY Weronika Monika (POL) SK: TK: TD A: CALDAS Luiz Filipe (BRA) TD B: KRAJCAR Nevena (CRO)
11:40	2	DEN - VIE	Women	Preliminary Round - Group A	W4	RE: CAO Hongjun (CHN) XU Jian (CHN) SK: TK: TD A: ROLLAND Jerome (FRA) TD B: LI Dian (CHN)
12:30	1	CHN - TUN	Men	Preliminary Round - Group B	M3	RE: BRASIL Lucas (BRA) SANTOS Victor (BRA) SK: TK: TD A: KRAJCAR Nevena (CRO) TD B: OPAVA Jiri (CZE)
12:30	2	DEN - ESP	Men	Preliminary Round - Group B	M4	RE: DEITERS Bjarne (GER) STUMPFE Jesper (GER) SK: TK: TD A: ROLLAND Jerome (FRA) TD B: CALDAS Luiz Filipe (BRA)



THU 7 AUG 2025

Daily Schedule

Legend:							
No.	Number	RE	Referees	SK	Secretary	TK	Timekeeper
TD A	Technical Delegate A	TD B	Technical Delegate B				



FRI 8 AUG 2025

Daily Schedule

Start Time	Court	Teams	Event	Phase	Match No.	Officials
15:30	1	VIE - GER	Women	Preliminary Round - Group A	W5	RE: RADUT Corina-Floriana (ROU) ENACHE Daniela-Andreea (ROU) SK: TK: TD A: GONZALEZ CASALES Paola (ESP) TD B: LI Dian (CHN)
15:30	2	ESP - DEN	Women	Preliminary Round - Group A	W6	RE: BRASIL Lucas (BRA) SANTOS Wictor (BRA) SK: TK: TD A: OPAVA Jiri (CZE) TD B: KRAJCAR Nevena (CRO)
16:20	1	ESP - CHN	Men	Preliminary Round - Group B	M6	RE: PAYDA Soleiman (IRI) KIANI Mohammadjavad (IRI) SK: TK: TD A: KRAJCAR Nevena (CRO) TD B: ROLLAND Jerome (FRA)
16:20	2	TUN - DEN	Men	Preliminary Round - Group B	M5	RE: JOHANSSON GOMER Johan Olof (SWE) GOMER Martin (SWE) SK: TK: TD A: CALDAS Luiz Filipe (BRA) TD B: OPAVA Jiri (CZE)
17:10	1	POR - CHN	Women	Preliminary Round - Group B	W7	RE: BARTKOWIAK Sylwia (POL) LAKOMY Weronika Monika (POL) SK: TK: TD A: OPAVA Jiri (CZE) TD B: CALDAS Luiz Filipe (BRA)
17:10	2	CRO - ARG	Women	Preliminary Round - Group B	W8	RE: DEITERS Bjarne (GER) STUMPFE Jesper (GER) SK: TK: TD A: LI Dian (CHN) TD B: GONZALEZ CASALES Paola (ESP)
18:00	1	BRA - CRO	Men	Preliminary Round - Group A	M8	RE: RADUT Corina-Floriana (ROU) ENACHE Daniela-Andreea (ROU) SK: TK: TD A: GONZALEZ CASALES Paola (ESP) TD B: LI Dian (CHN)
18:00	2	GER - POR	Men	Preliminary Round - Group A	M7	RE: CAO Hongjun (CHN) XU Jian (CHN) SK: TK: TD A: ROLLAND Jerome (FRA) TD B: KRAJCAR Nevena (CRO)



FRI 8 AUG 2025

Daily Schedule

Legend:							
No.	Number	RE	Referees	SK	Secretary	TK	Timekeeper
TD A	Technical Delegate A	TD B	Technical Delegate B				



SAT 9 AUG 2025

Daily Schedule

Start Time	Court	Teams	Event	Phase	Match No.	Officials
15:30	1	ARG - CHN	Women	Preliminary Round - Group B	W9	RE: PAYDA Soleiman (IRI) KIANI Mohammadjavad (IRI) SK: TK: TD A: GONZALEZ CASALES Paola (ESP) TD B: KRAJCAR Nevena (CRO)
15:30	2	POR - CRO	Women	Preliminary Round - Group B	W10	RE: BRASIL Lucas (BRA) SANTOS Wictor (BRA) SK: TK: TD A: CALDAS Luiz Filipe (BRA) TD B: ROLLAND Jerome (FRA)
16:20	1	CRO - POR	Men	Preliminary Round - Group A	M9	RE: RADUT Corina-Floriana (ROU) ENACHE Daniela-Andreea (ROU) SK: TK: TD A: LI Dian (CHN) TD B: OPAVA Jiri (CZE)
16:20	2	GER - BRA	Men	Preliminary Round - Group A	M10	RE: BARTKOWIAK Sylwia (POL) LAKOMY Weronika Monika (POL) SK: TK: TD A: ROLLAND Jerome (FRA) TD B: GONZALEZ CASALES Paola (ESP)
17:10	1	GER - DEN	Women	Preliminary Round - Group A	W11	RE: JOHANSSON GOMER Johan Olof (SWE) GOMER Martin (SWE) SK: TK: TD A: CALDAS Luiz Filipe (BRA) TD B: ROLLAND Jerome (FRA)
17:10	2	ESP - VIE	Women	Preliminary Round - Group A	W12	RE: CAO Hongjun (CHN) XU Jian (CHN) SK: TK: TD A: KRAJCAR Nevena (CRO) TD B: LI Dian (CHN)
18:00	1	DEN - CHN	Men	Preliminary Round - Group B	M11	RE: BRASIL Lucas (BRA) SANTOS Wictor (BRA) SK: TK: TD A: OPAVA Jiri (CZE) TD B: GONZALEZ CASALES Paola (ESP)
18:00	2	ESP - TUN	Men	Preliminary Round - Group B	M12	RE: DEITERS Bjarne (GER) STUMPFE Jesper (GER) SK: TK: TD A: CALDAS Luiz Filipe (BRA) TD B: KRAJCAR Nevena (CRO)



SAT 9 AUG 2025

Daily Schedule

Legend:							
No.	Number	RE	Referees	SK	Secretary	TK	Timekeeper
TD A	Technical Delegate A	TD B	Technical Delegate B				



SUN 10 AUG 2025

Daily Schedule

Start Time	Court	Teams	Event	Phase	Match No.	Officials
10:00	1	ARG - VIE	Women	Quarterfinal	W13	RE: JOHANSSON GOMER Johan Olof (SWE) GOMER Martin (SWE) SK: TK: TD A: LI Dian (CHN) TD B: GONZALEZ CASALES Paola (ESP)
10:50	1	ESP - CRO	Men	Quarterfinal	M13	RE: DEITERS Bjarne (GER) STUMPFE Jesper (GER) SK: TK: TD A: OPAVA Jiri (CZE) TD B: CALDAS Luiz Filipe (BRA)
11:40	1	ESP - POR	Women	Quarterfinal	W14	RE: PAYDA Soleiman (IRI) KIANI Mohammadjavad (IRI) SK: TK: TD A: ROLLAND Jerome (FRA) TD B: KRAJCAR Nevena (CRO)
14:40	1	POR - TUN	Men	Quarterfinal	M14	RE: BARTKOWIAK Sylwia (POL) LAKOMY Weronika Monika (POL) SK: TK: TD A: GONZALEZ CASALES Paola (ESP) TD B: LI Dian (CHN)
15:30	1	GER - CHN	Women	Quarterfinal	W15	RE: BRASIL Lucas (BRA) SANTOS Wictor (BRA) SK: TK: TD A: KRAJCAR Nevena (CRO) TD B: ROLLAND Jerome (FRA)
16:20	1	BRA - CHN	Men	Quarterfinal	M15	RE: PAYDA Soleiman (IRI) KIANI Mohammadjavad (IRI) SK: TK: TD A: GONZALEZ CASALES Paola (ESP) TD B: OPAVA Jiri (CZE)
17:10	1	CRO - DEN	Women	Quarterfinal	W16	RE: CAO Hongjun (CHN) XU Jian (CHN) SK: TK: TD A: CALDAS Luiz Filipe (BRA) TD B: ROLLAND Jerome (FRA)
18:00	1	DEN - GER	Men	Quarterfinal	M16	RE: RADUT Corina-Floriana (ROU) ENACHE Daniela-Andreea (ROU) SK: TK: TD A: OPAVA Jiri (CZE) TD B: KRAJCAR Nevena (CRO)



SUN 10 AUG 2025

Daily Schedule

Legend:							
No.	Number	RE	Referees	SK	Secretary	TK	Timekeeper
TD A	Technical Delegate A	TD B	Technical Delegate B				



MON 11 AUG 2025

Daily Schedule

Start Time	Court	Teams	Event	Phase	Match No.	Officials
10:00	1	CRO - TUN	Men	Consolation Semifinal 5-8	M17	RE: RADUT Corina-Floriana (ROU) ENACHE Daniela-Andreea (ROU) SK: TK: TD A: OPAVA Jiri (CZE) TD B: GONZALEZ CASALES Paola (ESP)
10:00	2	CHN - DEN	Men	Consolation Semifinal 5-8	M18	RE: BRASIL Lucas (BRA) SANTOS Wictor (BRA) SK: TK: TD A: KRAJCAR Nevena (CRO) TD B: ROLLAND Jerome (FRA)
10:50	1	VIE - POR	Women	Consolation Semifinal 5-8	W17	RE: DEITERS Bjarne (GER) STUMPFE Jesper (GER) SK: TK: TD A: LI Dian (CHN) TD B: CALDAS Luiz Filipe (BRA)
10:50	2	CHN - CRO	Women	Consolation Semifinal 5-8	W18	RE: BARTKOWIAK Sylwia (POL) LAKOMY Weronika Monika (POL) SK: TK: TD A: ROLLAND Jerome (FRA) TD B: OPAVA Jiri (CZE)
15:30	1	ARG - ESP	Women	Semifinal	W19	RE: PAYDA Soleiman (IRI) KIANI Mohammadjavad (IRI) SK: TK: TD A: CALDAS Luiz Filipe (BRA) TD B: KRAJCAR Nevena (CRO)
16:20	1	ESP - POR	Men	Semifinal	M19	RE: BRASIL Lucas (BRA) SANTOS Wictor (BRA) SK: TK: TD A: ROLLAND Jerome (FRA) TD B: LI Dian (CHN)
17:10	1	GER - DEN	Women	Semifinal	W20	RE: CAO Hongjun (CHN) XU Jian (CHN) SK: TK: TD A: GONZALEZ CASALES Paola (ESP) TD B: CALDAS Luiz Filipe (BRA)
18:00	1	BRA - GER	Men	Semifinal	M20	RE: JOHANSSON GOMER Johan Olof (SWE) GOMER Martin (SWE) SK: TK: TD A: OPAVA Jiri (CZE) TD B: ROLLAND Jerome (FRA)



MON 11 AUG 2025

Daily Schedule

Legend:							
No.	Number	RE	Referees	SK	Secretary	TK	Timekeeper
TD A	Technical Delegate A	TD B	Technical Delegate B				



TUE 12 AUG 2025

Daily Schedule

Start Time	Court	Teams	Event	Phase	Match No.	Officials
10:00	1	CRO - DEN	Men	5th Place Match	M21	RE: BRASIL Lucas (BRA) SANTOS Wictor (BRA) SK: TK: TD A: LI Dian (CHN) TD B: ROLLAND Jerome (FRA)
10:00	2	TUN - CHN	Men	7th Place Match	M22	RE: PAYDA Soleiman (IRI) KIANI Mohammadjavad (IRI) SK: TK: TD A: OPAVA Jiri (CZE) TD B: KRAJCAR Nevena (CRO)
10:50	1	POR - CHN	Women	5th Place Match	W21	RE: BARTKOWIAK Sylwia (POL) LAKOMY Weronika Monika (POL) SK: TK: TD A: CALDAS Luiz Filipe (BRA) TD B: GONZALEZ CASALES Paola (ESP)
10:50	2	VIE - CRO	Women	7th Place Match	W22	RE: CAO Hongjun (CHN) XU Jian (CHN) SK: TK: TD A: ROLLAND Jerome (FRA) TD B: OPAVA Jiri (CZE)
14:30	1	ESP - DEN	Women	Bronze Medal Match	W23	RE: RADUT Corina-Floriana (ROU) ENACHE Daniela-Andreea (ROU) SK: TK: TD A: CALDAS Luiz Filipe (BRA) TD B: KRAJCAR Nevena (CRO)
15:30	1	ESP - BRA	Men	Bronze Medal Match	M23	RE: DEITERS Bjarne (GER) STUMPFE Jesper (GER) SK: TK: TD A: OPAVA Jiri (CZE) TD B: LI Dian (CHN)
16:30	1	ARG - GER	Women	Gold Medal Match	W24	RE: JOHANSSON GOMER Johan Olof (SWE) GOMER Martin (SWE) SK: TK: TD A: ROLLAND Jerome (FRA) TD B: GONZALEZ CASALES Paola (ESP)
17:30	1	POR - GER	Men	Gold Medal Match	M24	RE: BARTKOWIAK Sylwia (POL) LAKOMY Weronika Monika (POL) SK: TK: TD A: CALDAS Luiz Filipe (BRA) TD B: OPAVA Jiri (CZE)



TUE 12 AUG 2025

Daily Schedule

Legend:							
No.	Number	RE	Referees	SK	Secretary	TK	Timekeeper
TD A	Technical Delegate A	TD B	Technical Delegate B				



Results Summary

As of TUE 12 AUG 2025 at 18:20

Date	Start Time	Court	Round	Event	Match Number	Name	NOC Code	Match Result	Period Score
7 AUG 2025	10:00	1	Group B	Women	1	People's Republic of China Croatia	CHN CRO	2 - 1	(13:20, 16:14, 8:6)
		2	Group B	Women	2	Argentina Portugal	ARG POR	2 - 0	(16:15, 13:10)
	10:50	1	Group A	Men	1	Croatia Germany	CRO GER	1 - 2	(10:22, 27:20, 6:10)
		2	Group A	Men	2	Portugal Brazil	POR BRA	1 - 2	(16:18, 14:12, 12:13)
	11:40	1	Group A	Women	3	Germany Spain	GER ESP	2 - 0	(19:14, 19:18)
		2	Group A	Women	4	Denmark Vietnam	DEN VIE	2 - 0	(18:16, 18:17)
	12:30	1	Group B	Men	3	People's Republic of China Tunisia	CHN TUN	0 - 2	(14:16, 12:13)
		2	Group B	Men	4	Denmark Spain	DEN ESP	1 - 2	(14:17, 28:14, 8:9)
	15:30	1	Group A	Women	5	Vietnam Germany	VIE GER	0 - 2	(16:26, 12:24)
		2	Group A	Women	6	Spain Denmark	ESP DEN	2 - 0	(13:12, 19:18)
8 AUG 2025	16:20	1	Group B	Men	6	Spain People's Republic of China	ESP CHN	2 - 0	(28:12, 22:12)
		2	Group B	Men	5	Tunisia Denmark	TUN DEN	0 - 2	(18:30, 16:19)
	17:10	1	Group B	Women	7	Portugal People's Republic of China	POR CHN	2 - 0	(22:8, 22:14)
		2	Group B	Women	8	Croatia Argentina	CRO ARG	0 - 2	(16:18, 19:24)
	18:00	1	Group A	Men	8	Brazil Croatia	BRA CRO	2 - 0	(20:14, 18:16)
		2	Group A	Men	7	Germany Portugal	GER POR	1 - 2	(20:18, 12:14, 2:6)
	15:30	1	Group B	Women	9	Argentina People's Republic of China	ARG CHN	2 - 0	(21:20, 28:8)
		2	Group B	Women	10	Portugal Croatia	POR CRO	0 - 2	(14:15, 14:18)
	16:20	1	Group A	Men	9	Croatia Portugal	CRO POR	0 - 2	(22:24, 20:25)
		2	Group A	Men	10	Germany Brazil	GER BRA	1 - 2	(30:18, 20:21, 6:9)
9 AUG 2025	17:10	1	Group A	Women	11	Germany Denmark	GER DEN	2 - 0	(20:14, 23:22)
		2	Group A	Women	12	Spain Vietnam	ESP VIE	2 - 1	(24:17, 24:26, 9:8)



Results Summary

As of TUE 12 AUG 2025 at 18:20

Date	Start Time	Court	Round	Event	Match Number	Name	NOC Code	Match Result	Period Score
	18:00	1	Group B	Men	11	Denmark People's Republic of China	DEN CHN	2 - 0	(27:20, 32:16)
		2	Group B	Men	12	Spain Tunisia	ESP TUN	2 - 0	(20:18, 24:11)
10 AUG 2025	10:00	1	Quarterfinal	Women	13	Argentina Vietnam	ARG VIE	2 - 0	(18:10, 15:14)
	10:50	1	Quarterfinal	Men	13	Spain Croatia	ESP CRO	2 - 0	(15:12, 17:16)
	11:40	1	Quarterfinal	Women	14	Spain Portugal	ESP POR	2 - 0	(20:6, 18:14)
	14:40	1	Quarterfinal	Men	14	Portugal Tunisia	POR TUN	2 - 1	(20:22, 23:16, 8:6)
	15:30	1	Quarterfinal	Women	15	Germany People's Republic of China	GER CHN	2 - 0	(28:11, 22:5)
	16:20	1	Quarterfinal	Men	15	Brazil People's Republic of China	BRA CHN	2 - 0	(24:12, 21:18)
	17:10	1	Quarterfinal	Women	16	Croatia Denmark	CRO DEN	0 - 2	(8:19, 12:14)
	18:00	1	Quarterfinal	Men	16	Denmark Germany	DEN GER	1 - 2	(24:23, 12:14, 8:10)
11 AUG 2025	10:00	1	Consolation Semifinal 5-8	Men	17	Croatia Tunisia	CRO TUN	2 - 0	(28:20, 24:17)
		2	Consolation Semifinal 5-8	Men	18	People's Republic of China Denmark	CHN DEN	0 - 2	(14:28, 20:41)
	10:50	1	Consolation Semifinal 5-8	Women	17	Vietnam Portugal	VIE POR	1 - 2	(18:26, 21:14, 10:12)
		2	Consolation Semifinal 5-8	Women	18	People's Republic of China Croatia	CHN CRO	2 - 0	(22:20, 17:16)
	15:30	1	Semifinal	Women	19	Argentina Spain	ARG ESP	2 - 1	(20:15, 14:15, 6:4)
	16:20	1	Semifinal	Men	19	Spain Portugal	ESP POR	1 - 2	(14:16, 20:18, 2:5)
	17:10	1	Semifinal	Women	20	Germany Denmark	GER DEN	2 - 0	(21:14, 16:14)
	18:00	1	Semifinal	Men	20	Brazil Germany	BRA GER	1 - 2	(22:16, 16:19, 6:8)



Results Summary

As of TUE 12 AUG 2025 at 18:20

Date	Start Time	Court	Round	Event	Match Number	Name	NOC Code	Match Result	Period Score
12 AUG 2025	10:00	1	5th Place Match	Men	21	Croatia Denmark	CRO DEN	2 - 1	(12:28, 24:22, 10:8)
		2	7th Place Match	Men	22	Tunisia People's Republic of China	TUN CHN	2 - 1	(20:21, 18:8, 8:6)
	10:50	1	5th Place Match	Women	21	Portugal People's Republic of China	POR CHN	2 - 0	(15:12, 22:16)
		2	7th Place Match	Women	22	Vietnam Croatia	VIE CRO	1 - 2	(20:14, 19:24, 6:9)
	14:30	1	Bronze Medal Match	Women	23	Spain Denmark	ESP DEN	2 - 0	(20:16, 18:10)
	15:30	1	Bronze Medal Match	Men	23	Spain Brazil	ESP BRA	1 - 2	(23:22, 12:17, 6:8)
	16:30	1	Gold Medal Match	Women	24	Argentina Germany	ARG GER	2 - 1	(14:20, 22:12, 7:2)
	17:30	1	Gold Medal Match	Men	24	Portugal Germany	POR GER	1 - 2	(21:18, 18:19, 6:8)



Medallists by Event

As of TUE 12 AUG 2025 at 18:18

After 2 of 2 Events

Event Name	Date	Medal	Name	NOC Code
MEN	TUE 12 AUG	GOLD	2 WORMANN Lennart 3 LIEBECK Lennart 6 ZELSER Lars Thomas 7 GUNTHER Timo Felix 10 HERR Jannis Michel 12 ZEYEN Tobias 13 HENRICH Severin Henner 14 PRAHST Hendrik 18 JOHN Robin 26 EBERT Moritz Nikolaus	GER
		SILVER	3 GOMES Rodrigo 10 RODRIGUES Rui 11 SANTOS Simao 13 COSTA Tiago 14 SANTOS Francisco 18 SILVA Jose 19 REBELO Jose 24 RIBEIRO Miguel 33 FERREIRA Diogo 86 CASTRO Ricardo	POR
		BRONZE	1 ROSSA Cristiano 2 da SILVA Pedro 3 CARVALHO Renan 4 de OLIVEIRA Andre 5 AMARAL Nailson 6 OLIVEIRA Bruno 7 GONCALVES Rai 8 FERNANDES Hugo 11 TULLER Marcelo 12 MORAIS Gustavo	BRA



Medallists by Event

As of TUE 12 AUG 2025 at 18:18

Event Name	Date	Medal	Name	NOC Code
WOMEN	TUE 12 AUG	GOLD	2 GAMBA Giuliana 4 BALSAS Lucila 5 CORIMBERTO Fiorella 6 MOLINA Alma 10 TURNES Zoe 11 ARCAJO Agostina 12 SUAREZ Constanza 13 BONOMI Gisella 15 GALLO Florencia 20 SCORDAMAGLIA Luciana	ARG
		SILVER	5 WALTER Kirsten Sophie 8 GETTWART Belen Enja 9 PILZ Emma 10 KATTNER Isabel Fabienne 15 DRACHSLER Julia Constanze Chiara 17 KLINGLER Lena Franziska 18 BORRMANN Pauline 27 KURZKE Nele 33 KRETZSCHMAR Lucie Marie 66 MOLLMANN Amelie Johanna	GER
		BRONZE	3 BATISTA PORTERO Maria Asuncion 8 TORRAS PARERA Mireia 10 TRUJILLO ARTEAGA Maria 16 ENCINAS GUARDADO Patricia 17 DIAZ GONZALEZ Alba 19 SEMPERE AGULLO Miriam 25 GONZALEZ POUDEREUX Violeta 37 LAGUNA CONTRERAS Jimena 41 GONZALEZ LLAMBRICH Mariam 77 SANCHEZ FLORENTINO Gemma del Pilar	ESP



Medal Standings

As of TUE 12 AUG 2025 at 18:18

After 2 of 2 Events

Rank	NOC	Men				Women				Total				Rank by Total
		G	S	B	Tot.	G	S	B	Tot.	G	S	B	Tot.	
1	GER - Germany	1			1		1		1	1	1		2	1
2	ARG - Argentina					1			1	1			1	=2
3	POR - Portugal		1		1						1		1	=2
4	BRA - Brazil			1	1							1	1	=2
4	ESP - Spain							1	1			1	1	=2
Total:		1	1	1	3	1	1	1	3	2	2	2	6	

Legend:

= Equal sign indicates that two or more countries share the same rank by total

B Bronze

G Gold

S Silver

Tot Total

Timing and Results provided by Tissot



TWG
2025
CHENGDU



BEACH HANDBALL

Men



Team Roster

As of THU 7 AUG 2025

BRA - Brazil

No.	Name	Shirt Name	Position	Date of Birth	Age	Height m/ft in	Weight kg/lbs
1	ROSSA Cristiano	Rossa	GK	21 FEB 1986	39	1.95 /6'5"	105 /231
2	da SILVA Pedro	Da Silva	FP	11 DEC 1997	27	2.03 /6'8"	108 /238
3	CARVALHO Renan	Carvalho	FP	3 NOV 1992	32	1.84 /6'0"	89 /196
4	de OLIVEIRA Andre	De Oliveira	FP	31 MAY 1999	26	1.80 /5'11"	80 /176
5	AMARAL Nailson	Amaral	FP	3 JUL 1990	35	1.80 /5'11"	85 /187
6	OLIVEIRA Bruno	Oliveira	FP	29 DEC 1985	39	1.72 /5'8"	68 /150
7	GONCALVES Rai	Goncalves	FP	20 MAR 2005	20	1.81 /5'11"	75 /165
8	FERNANDES Hugo	Fernandes	FP	31 OCT 1995	29	2.04 /6'8"	108 /238
11	TULLER Marcelo	Tuller	FP	18 APR 1995	30	1.95 /6'5"	90 /198
12	MORAIS Gustavo	Morais	FP	18 NOV 2004	20	1.84 /6'0"	80 /176
Team average					29.7	1.88 /6'2"	88.8 /196

Team Uniform Colours

Tank Tops

Shorts

Officials:

- A GUERRA Antonio (BRA) (Coach)
- B NUNES de ALMEIDA Thiago (BRA) (Assistant Coach)
- C LOPES EUFRAZIO Marbsam Natanael (BRA)(Physiotherapist)
- D da SILVA Erick Marques (BRA) (Team Official)

Goalkeeper/Specialist Uniform Colours

Tank Tops

Legend:							
FP	Field Player	GK	Goalkeeper	L	Left Handed	No.	Uniform Number
R	Right Handed						



Team Roster

As of THU 7 AUG 2025

CHN - People's Republic of China

No.	Name	Shirt Name	Position	Date of Birth	Age	Height m/ft in	Weight kg/lbs
1	RUIHENG Suo	Ruiheng	GK	10 NOV 2004	20	2.00 /6'7"	120 /265
4	HUIFENG Ma	Huifeng	FP	16 DEC 2003	21	1.90 /6'3"	85 /187
6	BEISHI Zhou	Beishi	FP	21 OCT 2000	24	1.96 /6'5"	88 /194
7	JIANHAO Ren	Jianhao	FP	15 OCT 1999	25	1.86 /6'1"	75 /165
8	TINGQING Yang	Tingqing	FP	13 FEB 1997	28	1.80 /5'11"	85 /187
10	KAIQIANG Wang	Kaiqiang	FP	8 FEB 2001	24	1.90 /6'3"	77 /170
16	YUSHENG Li	Yusheng	GK	20 JAN 2003	22	2.02 /6'8"	89 /196
25	RAOXIANG Mao	Raoxiang	FP	9 SEP 2003	21	1.90 /6'3"	83 /183
27	YUNHE Bi	Yunhe	FP	19 FEB 2005	20	1.93 /6'4"	84 /185
77	TIANZHAO Liu	Tianzhao	FP	10 JUL 2004	21	1.95 /6'5"	100 /220
Team average					22.6	1.92 /6'4"	88.6 /195

Team Uniform Colours

Tank Tops	Shorts
red	red
yellow	yellow
white	white

Officials:	A	WENXIN Zhu (CHN)	(Coach)
	B	FANGZHOU Qian (CHN)	(Team Official)
	C	HUI Meng (CHN)	(Assistant Coach)

Goalkeeper/Specialist Uniform Colours

Tank Tops

yellow
white
red

Legend:							
FP	Field Player	GK	Goalkeeper	L	Left Handed	No.	Uniform Number
R	Right Handed						



Team Roster

As of THU 7 AUG 2025

CRO - Croatia

No.	Name	Shirt Name	Position	Date of Birth	Age	Height m/ft in	Weight kg/lbs
4	BOTIC Gabriel	Botic	FP	27 AUG 2005	19	1.85 /6'1"	84 /185
5	JURIC Ivan	Juric	FP	16 DEC 1986	38	1.93 /6'4"	95 /209
10	BALIC Anteo	Balic	FP	6 MAY 2005	20	1.95 /6'5"	95 /209
12	MALENICIC Stipe	Malenicic	GK	14 DEC 1999	25	2.07 /6'9"	122 /269
14	KLARIC Noa	Klaric	GK	11 NOV 2006	18	1.88 /6'2"	84 /185
18	BURA Lucian	Bura	FP	14 AUG 1997	27	1.86 /6'1"	96 /212
19	CVJETICANIN Fran	Cvjeticanin	FP	12 JUN 2005	20	1.84 /6'0"	80 /176
27	KULIS Domagoj	Kulis	FP	18 APR 2006	19	1.88 /6'2"	82 /181
44	RUKLJAC Ivan	Rukljac	FP	20 OCT 2002	22	1.78 /5'10"	70 /154
55	VALENTAKOVIC Valentino	Valentakovic	FP	24 JAN 1993	32	1.98 /6'6"	94 /207
Team average					24.0	1.90 /6'3"	90.2 /199

Team Uniform Colours

Tank Tops	Shorts
red	red
white	white
blue	red

Officials:	A	PARADZIK Mladen (CRO)	(Coach)
	B	MOCILAC Mario (CRO)	(Assistant Coach)
	C	CUREK Lukrecija (CRO)	(Physiotherapist)
	D	TARAS Ante (CRO)	(Team Official)

Goalkeeper/Specialist Uniform Colours

Tank Tops
blue
navy blue
red

Legend:							
FP	Field Player	GK	Goalkeeper	L	Left Handed	No.	Uniform Number
R	Right Handed						



Team Roster

As of THU 7 AUG 2025

DEN - Denmark

No.	Name	Shirt Name	Position	Date of Birth	Age	Height m/ft in	Weight kg/lbs
1	HOGH Andreas	Hogh	GK	5 JAN 2003	22	1.85 /6'1"	94 /207
3	THOMSEN Mathias	Thomsen	FP	15 MAY 1994	31	1.90 /6'3"	90 /198
4	VILLUMSEN Jeppe	Villumsen	FP	25 SEP 1995	29	2.00 /6'7"	102 /225
5	LIND Mathies	Lind	FP	9 MAY 2001	24	1.96 /6'5"	92 /203
7	ANDERSEN Martin	Andersen	FP	5 JUN 1989	36	1.96 /6'5"	98 /216
8	NIELSEN Christian	Nielsen	FP	22 SEP 2003	21	1.94 /6'4"	88 /194
11	JENSEN Frederik	Jensen	FP	25 JUL 2000	25	1.79 /5'10"	79 /174
19	ULRICHSEN Laurids	Ulrichsen	FP	16 MAR 2003	22	1.95 /6'5"	93 /205
20	MORTENSEN Casper	Mortensen	GK	23 OCT 2002	22	1.90 /6'3"	86 /190
23	ELBROND Simon	Elbrond	FP	9 FEB 2006	19	1.92 /6'4"	85 /187
Team average					25.1	1.92 /6'3"	90.7 /200

Team Uniform Colours

Tank Tops	Shorts
red	black
white	black
black	black

Officials:	A	ANDERSEN Gorm (DEN)	(Coach)
	B	HJORTSHOJ Martin Vedel Bennedsen (DEN)	(Assistant Coach)
	C	LUNDGAARD Frederik (DEN)	(Physiotherapist)
	D	THOMSEN Anders (DEN)	(Team Official)

Goalkeeper/Specialist Uniform Colours

Tank Tops

Legend:							
FP	Field Player	GK	Goalkeeper	L	Left Handed	No.	Uniform Number
R	Right Handed						



Team Roster

As of WED 6 AUG 2025

ESP - Spain

No.	Name	Shirt Name	Position	Date of Birth	Age	Height m/ft in	Weight kg/lbs
1	CALLEJA CABORNERO Victor	Calleja Cabornero	GK	8 NOV 2003	21	1.82 /6'0"	87 /192
2	RAMIREZ DOMINGUEZ Manuel	Ramirez Dominguez	FP	25 JUL 2001	24	1.74 /5'9"	68 /150
3	ARANGUEZ CABRERA Ivan	Aranguez Cabrera	GK	28 DEC 1999	25	1.91 /6'3"	100 /220
4	PEREZ DOMINGUEZ Marcos Antonio	Perez Dominguez	FP	12 OCT 2006	18	1.83 /6'0"	78 /172
5	CASTRO DUARTE Alberto	Castro Duarte	FP	13 JUL 1994	31	1.87 /6'2"	90 /198
6	MARTIN RUIZ Pablo (C)	Martin Ruiz	FP	5 JAN 2001	24	1.80 /5'11"	78 /172
7	CERVERA PEREZ DE VARGAS Gonzalo Man	Cervera Perez de Vargas	FP	29 APR 1992	33	1.83 /6'0"	84 /185
10	ORTOLA LOPEZ Adria	Ortola Lopez	FP	14 JUL 1995	30	1.85 /6'1"	84 /185
16	MIRANDA SIRVENT Mario	Miranda Sirvent	FP	31 MAR 2006	19	1.78 /5'10"	75 /165
77	PELAEZ VALLEJO Rodrigo	Pelaez Vallejo	FP	16 MAR 2004	21	1.83 /6'0"	80 /176
Team average					24.6	1.83 /6'0"	82.4 /182

Team Uniform Colours

Tank Tops

red
light blue
dark navy

Shorts

dark navy
sea blue
dark navy

Officials:

A	RUEDA ROMAN Miguel Cristobal (ESP)	(Coach)
B	NAVARRO GUIJO Jose Antonio (ESP)	(Assistant Coach)
C	VERAS SILVA Rafael Laert (BRA)	(Physiotherapist)
D	CALVILLO RODA Jose Maria (ESP)	(Team Doctor)

Goalkeeper/Specialist Uniform Colours

Tank Tops

Legend:							
FP	Field Player	GK	Goalkeeper	L	Left Handed	No.	Uniform Number
R	Right Handed						



Team Roster

As of WED 6 AUG 2025

GER - Germany

No.	Name	Shirt Name	Position	Date of Birth	Age	Height m/ft in	Weight kg/lbs
2	WORMANN Lennart	Wormann	FP	4 DEC 2004	20	1.84 /6'0"	75 /165
3	LIEBECK Lennart	Liebeck	FP	23 DEC 2004	20	1.93 /6'4"	80 /176
6	ZELSER Lars Thomas	Zelser	FP	17 FEB 2004	21	1.85 /6'1"	80 /176
7	GUNTHER Timo Felix	Gunther	FP	24 MAR 1999	26	1.94 /6'4"	98 /216
10	HERR Jannis Michel	Herr	FP	10 OCT 2006	18	1.89 /6'2"	69 /152
12	ZEYEN Tobias	Zeyen	FP	3 FEB 1999	26	1.98 /6'6"	95 /209
13	HENRICH Severin Henner	Henrich	FP	1 JAN 2002	23	1.96 /6'5"	87 /192
14	PRAHST Hendrik	Prahst	FP	25 APR 2000	25	1.97 /6'6"	100 /220
18	JOHN Robin	John	FP	27 JUL 1991	34	1.91 /6'3"	91 /201
26	EBERT Moritz Nikolaus	Ebert	GK	26 OCT 2000	24	1.85 /6'1"	88 /194
Team average					23.7	1.91 /6'3"	86.3 /190

Team Uniform Colours

Tank Tops

black
white
yellow

Shorts

black
black
black

Officials:

- | | | |
|---|--|-------------------|
| A | FRANKE Marten Alexander (GER) | (Coach) |
| B | BANSA Konrad (GER) | (Assistant Coach) |
| C | STRACKE Christina (GER) | (Physiotherapist) |
| D | DR. DREYER Florian Joseph Heiner (GER) | (Team Doctor) |

Goalkeeper/Specialist Uniform Colours

Tank Tops

Legend:							
FP	Field Player	GK	Goalkeeper	L	Left Handed	No.	Uniform Number
R	Right Handed						



Team Roster

As of WED 6 AUG 2025

POR - Portugal

No.	Name	Shirt Name	Position	Date of Birth	Age	Height m/ft in	Weight kg/lbs
3	GOMES Rodrigo	Gomes	FP	3 APR 2004	21	1.85 /6'1"	80 /176
10	RODRIGUES Rui	Rodrigues	FP	26 FEB 1994	31	1.84 /6'0"	80 /176
11	SANTOS Simao	Santos	FP	13 FEB 1998	27	1.92 /6'4"	85 /187
13	COSTA Tiago	Costa	FP	13 AUG 1996	28	1.85 /6'1"	84 /185
14	SANTOS Francisco	Santos	FP	24 FEB 1996	29	1.94 /6'4"	86 /190
18	SILVA Jose	Silva	FP	9 FEB 1993	32	1.84 /6'0"	83 /183
19	REBELO Jose	Rebelo	FP	15 MAY 1996	29	2.02 /6'8"	102 /225
24			FP	9 APR 2003	22	1.93 /6'4"	92 /203
33	FERREIRA Diogo	Ferreira	FP	17 JUN 2001	24	1.87 /6'2"	86 /190
86	CASTRO Ricardo	Castro	GK	12 AUG 1986	38	1.88 /6'2"	95 /209
Team average					28.1	1.89 /6'3"	87.3 /192

Team Uniform Colours

Tank Tops Shorts

Officials: A SERRANO Pedro (ESP) (Coach)
 B ALBUQUERQUE Tiago (POR) (Assistant Coach)
 C BALSEIRO Erica (POR) (Physiotherapist)

Goalkeeper/Specialist Uniform Colours

Tank Tops

Legend:							
FP	Field Player	GK	Goalkeeper	L	Left Handed	No.	Uniform Number
R	Right Handed						



Team Roster

As of WED 6 AUG 2025

TUN - Tunisia

No.	Name	Shirt Name	Position	Date of Birth	Age	Height m/ft in	Weight kg/lbs
1	ZARIAT Wassim	Zariat	GK	2 FEB 1986	39	1.97 /6'6"	94 /207
7	MECHERGUI Seif Eddine	Mechergui	FP	26 JUN 2008	17	1.94 /6'4"	88 /194
11	SFAR Ahmed	Sfar	FP	23 MAR 1991	34	1.86 /6'1"	89 /196
16	KHEZAMI Oussema	Khezami	GK	1 DEC 1988	36	1.75 /5'9"	86 /190
21	NESSIM Ouji	Nessim	FP	11 DEC 1995	29	1.82 /6'0"	85 /187
39	HAFFAR Mohamed Aziz	Haffar	FP	30 MAR 2008	17	1.96 /6'5"	83 /183
45	RHIMI Bachar	Rhimi	FP	24 JUL 2006	19	1.74 /5'9"	71 /157
71	MAKHLOUF Yahia	Makhlouf	FP	25 MAR 2009	16	1.74 /5'9"	69 /152
97	FALLAH Hamza	Fallah	FP	9 JUL 1998	27	1.90 /6'3"	81 /179
99	YASSINE Msaad	Yassine	FP	20 MAY 2008	17	1.92 /6'4"	78 /172
Team average					25.1	1.86 /6'1"	82.4 /182

Team Uniform Colours

Tank Tops

blue
white
red

Shorts

blue
white
red

Officials:

A	TOUZI Aimen (TUN)	(Assistant Coach)
B	MOHAMED Tabboubi (TUN)	(Coach)
C	GUENAOUI EP MEHANI Hana (TUN)	(Team Official)
D	HMEM Marwen (TUN)	(Physiotherapist)

Goalkeeper/Specialist Uniform Colours

Tank Tops

red
blue
white

Legend:							
FP	Field Player	GK	Goalkeeper	L	Left Handed	No.	Uniform Number
R	Right Handed						



Tournament Summary

As of TUE 12 AUG 2025 at 18:16

Preliminary Round

Group A		Matches			Periods			Goal Points			Points
Rank	Team	Played	Won	Lost	Won	Lost	Diff.	For	Against	Diff.	
1	BRA - Brazil	3	3	0	6	2	4	129	128	1	6
2	POR - Portugal	3	2	1	5	3	2	129	119	10	4
3	GER - Germany	3	1	2	4	5	-1	142	129	13	2
4	CRO - Croatia	3	0	3	1	6	-5	115	139	-24	0

Group B		Matches			Periods			Goal Points			Points
Rank	Team	Played	Won	Lost	Won	Lost	Diff.	For	Against	Diff.	
1	ESP - Spain	3	3	0	6	1	5	134	103	31	6
2	DEN - Denmark	3	2	1	5	2	3	158	110	48	4
3	TUN - Tunisia	3	1	2	2	4	-2	92	119	-27	2
4	CHN - People's Republic of China	3	0	3	0	6	-6	86	138	-52	0

Match Results

Date	Start Time	Court	Teams	Phase	Match No.	1st Period	2nd Period	Shoot-out	Result
THU 7 AUG	10:50	1	CRO - GER	Preliminary Round - Group A	M01	10 - 22	27 - 20	6 - 10	1 - 2
	10:50	2	POR - BRA	Preliminary Round - Group A	M02	16 - 18	14 - 12	12 - 13	1 - 2
	12:30	1	CHN - TUN	Preliminary Round - Group B	M03	14 - 16	12 - 13		0 - 2
	12:30	2	DEN - ESP	Preliminary Round - Group B	M04	14 - 17	28 - 14	8 - 9	1 - 2
FRI 8 AUG	16:20	2	TUN - DEN	Preliminary Round - Group B	M05	18 - 30	16 - 19		0 - 2
	16:20	1	ESP - CHN	Preliminary Round - Group B	M06	28 - 12	22 - 12		2 - 0
	18:00	2	GER - POR	Preliminary Round - Group A	M07	20 - 18	12 - 14	2 - 6	1 - 2
	18:00	1	BRA - CRO	Preliminary Round - Group A	M08	20 - 14	18 - 16		2 - 0
SAT 9 AUG	16:20	1	CRO - POR	Preliminary Round - Group A	M09	22 - 24	20 - 25		0 - 2
	16:20	2	GER - BRA	Preliminary Round - Group A	M10	30 - 18	20 - 21	6 - 9	1 - 2
	18:00	1	DEN - CHN	Preliminary Round - Group B	M11	27 - 20	32 - 16		2 - 0
	18:00	2	ESP - TUN	Preliminary Round - Group B	M12	20 - 18	24 - 11		2 - 0
SUN 10 AUG	10:50	1	ESP - CRO	Quarterfinal	M13	15 - 12	17 - 16		2 - 0
	14:40	1	POR - TUN	Quarterfinal	M14	20 - 22	23 - 16	8 - 6	2 - 1
	16:20	1	BRA - CHN	Quarterfinal	M15	24 - 12	21 - 18		2 - 0
	18:00	1	DEN - GER	Quarterfinal	M16	24 - 23	12 - 14	8 - 10	1 - 2
MON 11 AUG	10:00	1	CRO - TUN	Consolation Semifinal 5-8	M17	28 - 20	24 - 17		2 - 0
	10:00	2	CHN - DEN	Consolation Semifinal 5-8	M18	14 - 28	20 - 41		0 - 2
	16:20	1	ESP - POR	Semifinal	M19	14 - 16	20 - 18	2 - 5	1 - 2
	18:00	1	BRA - GER	Semifinal	M20	22 - 16	16 - 19	6 - 8	1 - 2
TUE 12 AUG	10:00	1	CRO - DEN	5th Place Match	M21	12 - 28	24 - 22	10 - 8	2 - 1
	10:00	2	TUN - CHN	7th Place Match	M22	20 - 21	18 - 8	8 - 6	2 - 1
	15:30	1	ESP - BRA	Bronze Medal Match	M23	23 - 22	12 - 17	6 - 8	1 - 2
	17:30	1	POR - GER	Gold Medal Match	M24	21 - 18	18 - 19	6 - 8	1 - 2



Tournament Summary

As of TUE 12 AUG 2025 at 18:16

Quarterfinals

ESP - 2	Match M13 10 AUG
CRO - 0	
POR - 2	Match M14 10 AUG
TUN - 1	
BRA - 2	Match M15 10 AUG
CHN - 0	
DEN - 1	Match M16 10 AUG
GER - 2	

Semifinals

ESP - 1	Match M19 11 AUG
POR - 2	
BRA - 1	Match M20 11 AUG
GER - 2	

Gold Medal Match

POR - 1	Match M24 12 AUG	GER - Gold
		POR - Silver
GER - 2		

Bronze Medal Match

ESP - 1	Match M23 12 AUG	BRA - Bronze
BRA - 2		ESP - 4th

Final Standings

Medal	Rank	Team
Gold	1	GER - Germany
Silver	2	POR - Portugal
Bronze	3	BRA - Brazil
	4	ESP - Spain
	5	CRO - Croatia
	6	DEN - Denmark
	7	TUN - Tunisia
	8	CHN - People's Republic of China

Consolation Round 5-8

CRO - 2	Match M17 11 AUG	CRO - 2	
TUN - 0		Match M21 12 AUG	CRO - 5th
CHN - 0			DEN - 6th
DEN - 2	Match M18 11 AUG	DEN - 1	
		TUN - 2	
	Match M22 12 AUG	TUN - 7th	
CHN - 1		CHN - 8th	

Legend:
Diff. Difference No. Number



Cumulative Statistics

BRA - Brazil

After 6 Matches

Headcoach: GUERRA Antonio

No.	Name	MP	Total				Goals / Shots							Punishments		
			Points	Goals	Shots	%	1-Pt All	1-Pt Spin	Spin	Inflight	Specialist	Goalkeeper	P6m	S	S+D	DR
1	ROSSA Cristiano	6														
2	da SILVA Pedro	6	55	28	35	80	1 / 1		4 / 7	23 / 27						
3	CARVALHO Renan	6	87	44	65	68	1 / 1		14 / 20	20 / 33	1 / 2		8 / 9			
4	de OLIVEIRA Andre	6	10	5	5	100			5 / 5					3	1	
5	AMARAL Nailson	6	58	30	42	71	2 / 2		20 / 25	6 / 12	2 / 3					1
6	OLIVEIRA Bruno	6	34	18	25	72	2 / 2		5 / 8		11 / 15			2		
7	GONCALVES Rai	6	17	9	12	75	1 / 1		7 / 10		1 / 1					
8	FERNANDES Hugo	6												3		
11	TULLER Marcelo	6	4	2	4	50			2 / 4					5	1	
12	MORAIS Gustavo	6		0	1	0				0 / 1						
Totals			265	136	189	72	7 / 7		57 / 79	49 / 73	15 / 21		8 / 9	13	2	1
Opponent			242	122	183	67	2 / 4		64 / 96	18 / 32	26 / 32	1 / 2	11 / 17	9	1	

No.	Goalkeeper	MP	Total			Saves / Shots						
			Saves	Shots	%	1-Pt All	1-Pt Spin	Spin	Inflight	Specialist	Goalkeeper	P6m
1	ROSSA Cristiano	6	31	113	27	1 / 3		18 / 57	7 / 19	3 / 24		2 / 10
2	da SILVA Pedro	6	0	1	0			0 / 1				
3	CARVALHO Renan	6										
4	de OLIVEIRA Andre	6	0	1	0			0 / 1				
5	AMARAL Nailson	6										
6	OLIVEIRA Bruno	6	0	1	0						0 / 1	
7	GONCALVES Rai	6	7	38	18	1 / 1		2 / 19	1 / 7	1 / 6		2 / 5
8	FERNANDES Hugo	6	1	1	100			1 / 1				
11	TULLER Marcelo	6	0	6	0			0 / 6				
Totals			39	161	24	2 / 4		21 / 85	8 / 26	4 / 30	0 / 1	4 / 15

No.	Name	MP	Technical skills						
			Assists	Assists by Specialist	Steals	Blocked Shots	Received 6m-Fouls	6m Fouls	Turnover
1	ROSSA Cristiano	6							
2	da SILVA Pedro	6	3				1		4
3	CARVALHO Renan	6	2						3
4	de OLIVEIRA Andre	6	2		3	2	1	3	1
5	AMARAL Nailson	6	5				2		8
6	OLIVEIRA Bruno	6	28	16	1		4		10
7	GONCALVES Rai	6							3
8	FERNANDES Hugo	6				1		4	
11	TULLER Marcelo	6			3	1		7	1
12	MORAIS Gustavo	6			2	1		4	
Team									
Totals			40	16	9	5	8	18	30

BRA played		
PR	POR	2-1
PR	CRO	2-0
PR	GER	2-1
QF	CHN	2-0
SF	GER	1-2
Bronze	ESP	2-1

Legend:	1-Pt	1-Point-Shots	%	Efficiency	CL	Consolation Round	DR	Disqualification with Report
	F	Final	MR	Main Round	No.	Shirt Number	P6m	6-meter Penalty Shots
	PR	Preliminary Round	QF	Quarter Final	S	Suspensions	S+D	Suspensions+Disqualifications
	SF	Semi Final	Spin	Spinshots				



Cumulative Statistics

CHN - People's Republic of China

After 6 Matches

Headcoach: WENXIN Zhu

No.	Name	MP	Total				Goals / Shots							Punishments		
			Points	Goals	Shots	%	1-Pt All	1-Pt Spin	Spin	Inflight	Specialist	Goalkeeper	P6m	S	S+D	DR
1	RUIHENG Suo	6														
4	HUIFENG Ma	6	42	21	36	58	0 / 1		18 / 32	2 / 2	1 / 1					
6	BEISHI Zhou	6	4	2	3	67			1 / 1	1 / 2				4		
7	JIANHAO Ren	6	8	4	9	44					3 / 8	1 / 1				
8	TINGQING Yang	6	56	28	50	56	0 / 1		27 / 47	1 / 2				1		
10	KAIQIANG Wang	6	17	9	18	50	1 / 1		0 / 1		6 / 12		2 / 4			
16	YUSHENG Li	6	4	2	3	67						2 / 3				
25	RAOXIANG Mao	6	4	2	8	25			1 / 3		1 / 5			1		
27	YUNHE Bi	6	36	18	26	69			12 / 15	2 / 5			4 / 6	2		
77	TIANZHAO Liu	6	14	7	16	44			5 / 12	2 / 4				2		
Totals			185	93	169	55	1 / 3		64 / 111	8 / 15	11 / 26	3 / 4	6 / 10	10		
Opponent			298	151	190	79	4 / 6		70 / 83	37 / 48	31 / 42	0 / 1	9 / 10	8		

No.	Goalkeeper	MP	Total			Saves / Shots						
			Saves	Shots	%	1-Pt All	1-Pt Spin	Spin	Inflight	Specialist	Goalkeeper	P6m
1	RUIHENG Suo	6	4	15	27			1 / 4	1 / 2	1 / 6		1 / 3
7	JIANHAO Ren	6										
16	YUSHENG Li	6	19	156	12	1 / 5		6 / 71	4 / 40	8 / 33		0 / 7
77	TIANZHAO Liu	6	0	3	0			0 / 2		0 / 1		
Totals			23	174	13	1 / 5		7 / 77	5 / 42	9 / 40		1 / 10

No.	Name	MP	Technical skills						
			Assists	Assists by Specialist	Steals	Blocked Shots	Received 6m-Fouls	6m Fouls	Turnover
1	RUIHENG Suo	6							
4	HUIFENG Ma	6	3		1		1		9
6	BEISHI Zhou	6			1			4	3
7	JIANHAO Ren	6	1	1			3		8
8	TINGQING Yang	6	3				2		11
10	KAIQIANG Wang	6		1		1		4	4
16	YUSHENG Li	6	2						1
25	RAOXIANG Mao	6			3			1	3
27	YUNHE Bi	6	1				3	1	7
77	TIANZHAO Liu	6	2				2		1
Team									1
Totals			12	2	5	1	11	10	48

CHN played		
PR	TUN	0-2
PR	ESP	0-2
PR	DEN	0-2
QF	BRA	0-2
CL5-8	DEN	0-2
CL7-8	TUN	1-2

Legend:							
1-Pt	1-Point-Shots	%	Efficiency	CL	Consolation Round	DR	Disqualification with Report
F	Final	MR	Main Round	No.	Shirt Number	P6m	6-meter Penalty Shots
PL	Placement Match	PR	Preliminary Round	QF	Quarter Final	S	Suspensions
S+D	Suspensions+Disqualifications	SF	Semi Final	Spin	Spinshots		



Cumulative Statistics

CRO - Croatia

After 6 Matches

Headcoach: PARADZIK Mladen

No.	Name	MP	Total				Goals / Shots							Punishments		
			Points	Goals	Shots	%	1-Pt All	1-Pt Spin	Spin	Inflight	Specialist	Goalkeeper	P6m	S	S+D	DR
4	BOTIC Gabriel	6	40	20	26	77			2 / 4		18 / 22					
5	JURIC Ivan	6	23	12	19	63	1 / 1		6 / 11	4 / 5			1 / 2	1		
10	BALIC Anteo	6	8	4	7	57				4 / 7						
12	MALENICIC Stipe	6														
14	KLARIC Noa	6														
18	BURA Lucian	6	90	45	59	76			29 / 39	2 / 2			14 / 18	1		
19	CVJETICANIN Fran	6	4	2	2	100			2 / 2					4	1	
27	KULIS Domagoj	6	34	17	27	63			12 / 18	3 / 7	2 / 2			1		
44	RUKLJAC Ivan	6	18	9	11	82			0 / 1		9 / 10					
55	VALENTAKOVIC Valentino	6	24	12	21	57			8 / 14	4 / 7				3	1	
														1		
Totals			241	121	172	70	1 / 1		59 / 89	17 / 28	29 / 34		15 / 20	11	2	
Opponent			266	136	202	67	6 / 8		65 / 102	38 / 58	21 / 24	1 / 2	5 / 8	13	3	1

No.	Goalkeeper	MP	Total			Saves / Shots						
			Saves	Shots	%	1-Pt All	1-Pt Spin	Spin	Inflight	Specialist	Goalkeeper	P6m
5	JURIC Ivan	6	0	1	0			0 / 1				
12	MALENICIC Stipe	6	27	123	22	0 / 5		16 / 64	7 / 33	3 / 16	0 / 1	1 / 4
14	KLARIC Noa	6	9	47	19	1 / 2		5 / 20	3 / 15	0 / 8		0 / 2
27	KULIS Domagoj	6	0	1	0			0 / 1				
Totals			37	173	21	1 / 7		21 / 86	11 / 49	3 / 24	0 / 1	1 / 6

No.	Name	MP	Technical skills					
			Assists	Assists by Specialist	Steals	Blocked Shots	Received 6m-Fouls	Turnover
4	BOTIC Gabriel	6	9	7			7	5
5	JURIC Ivan	6	2			2	2	6
10	BALIC Anteo	6						3
12	MALENICIC Stipe	6						
14	KLARIC Noa	6	1					
18	BURA Lucian	6	3		2		2	7
19	CVJETICANIN Fran	6	1		1		1	2
27	KULIS Domagoj	6	5		1		6	6
44	RUKLJAC Ivan	6	1	3			3	8
55	VALENTAKOVIC Valentino	6				3		6
Team								
Totals			22	10	4	5	21	43

CRO played		
PR	GER	1-2
PR	BRA	0-2
PR	POR	0-2
QF	ESP	0-2
CL5-8	TUN	2-0
CL5-6	DEN	2-1

Legend:							
1-Pt	1-Point-Shots	%	Efficiency	CL	Consolation Round	DR	Disqualification with Report
F	Final	MR	Main Round	No.	Shirt Number	P6m	6-meter Penalty Shots
PL	Placement Match	PR	Preliminary Round	QF	Quarter Final	S	Suspensions
S+D	Suspensions+Disqualifications	SF	Semi Final	Spin	Spinshots		



Cumulative Statistics

DEN - Denmark

After 6 Matches

Headcoach: ANDERSEN Gorm

No.	Name	MP	Total				Goals / Shots							Punishments		
			Points	Goals	Shots	%	1-Pt All	1-Pt Spin	Spin	Inflight	Specialist	Goalkeeper	P6m	S	S+D	DR
1	HOGH Andreas	6														
3	THOMSEN Mathias	6	2	1	1	100			1 / 1					1		
4	VILLUMSEN Jeppe	6	4	2	2	100			2 / 2					2	1	
5	LIND Mathies	6	2	1	3	33			1 / 3					2		
7	ANDERSEN Martin	6	131	66	88	75	1 / 1		21 / 31	26 / 36	4 / 6		14 / 14			
8	NIELSEN Christian	6	88	44	56	79			12 / 17	32 / 39						
11	JENSEN Frederik	6	38	20	25	80	2 / 2		17 / 20		1 / 1		0 / 2	1		
19	ULRICHSEN Laurids	6												3		
20	MORTENSEN Casper	6														
23	ELBROND Simon	6	64	32	37	86			4 / 4		28 / 33					
														2		
Totals			329	166	212	78	3 / 3		58 / 78	58 / 75	33 / 40		14 / 16	11	1	
Opponent			237	120	189	63	3 / 3		78 / 126	10 / 17	22 / 31	2 / 3	5 / 9	19	3	1

No.	Goalkeeper	MP	Total			Saves / Shots						
			Saves	Shots	%	1-Pt All	1-Pt Spin	Spin	Inflight	Specialist	Goalkeeper	P6m
1	HOGH Andreas	6	23	84	27	0 / 3		16 / 56	6 / 12	0 / 9	0 / 1	1 / 3
7	ANDERSEN Martin	6										
8	NIELSEN Christian	6	1	12	8			1 / 11	0 / 1			
11	JENSEN Frederik	6	1	1	100			1 / 1				
20	MORTENSEN Casper	6	23	71	32			15 / 43	1 / 4	5 / 18	0 / 1	2 / 5
23	ELBROND Simon	6	1	1	100			1 / 1				
Totals			49	169	29	0 / 3		34 / 112	7 / 17	5 / 27	0 / 2	3 / 8

No.	Name	MP	Technical skills					
			Assists	Assists by Specialist	Steals	Blocked Shots	Received 6m-Fouls	6m Fouls
1	HOGH Andreas	6						
3	THOMSEN Mathias	6			10			2
4	VILLUMSEN Jeppe	6			4	3		2
5	LIND Mathies	6	2				2	1
7	ANDERSEN Martin	6	10		1		3	4
8	NIELSEN Christian	6	1		1		2	1
11	JENSEN Frederik	6	57				5	9
19	ULRICHSEN Laurids	6						4
20	MORTENSEN Casper	6			1			
23	ELBROND Simon	6	2				2	4
Team								
Totals			72		17	3	14	20

DEN played		
PR	ESP	1-2
PR	TUN	2-0
PR	CHN	2-0
QF	GER	1-2
CL5-8	CHN	2-0
CL5-6	CRO	1-2

Legend:							
1-Pt	1-Point-Shots	%	Efficiency	CL	Consolation Round	DR	Disqualification with Report
F	Final	MR	Main Round	No.	Shirt Number	P6m	6-meter Penalty Shots
PL	Placement Match	PR	Preliminary Round	QF	Quarter Final	S	Suspensions
S+D	Suspensions+Disqualifications	SF	Semi Final	Spin	Spinshots		



Cumulative Statistics

ESP - Spain

After 6 Matches

Headcoach: RUEDA ROMAN Miguel Cristobal

No.	Name	MP	Total				Goals / Shots							Punishments		
			Points	Goals	Shots	%	1-Pt All	1-Pt Spin	Spin	Inflight	Specialist	Goalkeeper	P6m	S	S+D	DR
1	CALLEJA CABORNERO Victor	6		0	1	0						0 / 1				
2	RAMIREZ DOMINGUEZ Manuel	6	26	14	20	70	2 / 3		9 / 13		3 / 4					
3	ARANGUEZ CABRERA Ivan	6														
4	PEREZ DOMINGUEZ Marcos Antonio	6	2	1	1	100			1 / 1					2	1	
5	CASTRO DUARTE Alberto	6	25	13	15	87	1 / 1		10 / 12	2 / 2				2		
6	MARTIN RUIZ Pablo	6	55	28	39	72	1 / 1		0 / 1		21 / 29		6 / 8			
7	CERVERA PEREZ DE VARGAS Gonzalo Man	6	61	31	57	54	1 / 3		27 / 50	3 / 3			0 / 1			
10	ORTOLA LOPEZ Adria	6	6	3	6	50			2 / 5	1 / 1				6	3	
16	MIRANDA SIRVENT Mario	6	68	34	50	68			32 / 48	2 / 2						
77	PELAEZ VALLEJO Rodrigo	6												3		
Totals			243	124	189	66	5 / 8		81 / 130	8 / 8	24 / 33	0 / 1	6 / 9	13	4	
Opponent			217	110	170	65	3 / 6		57 / 92	20 / 27	17 / 27		13 / 18	9	2	1

No.	Goalkeeper	MP	Total			Saves / Shots						
			Saves	Shots	%	1-Pt All	1-Pt Spin	Spin	Inflight	Specialist	Goalkeeper	P6m
1	CALLEJA CABORNERO Victor	6	17	69	25	2 / 3		11 / 43	2 / 11	2 / 5		0 / 7
2	RAMIREZ DOMINGUEZ Manuel	6	0	1	0			0 / 1				
3	ARANGUEZ CABRERA Ivan	6	16	69	23	0 / 2		10 / 33	1 / 11	4 / 17		1 / 6
5	CASTRO DUARTE Alberto	6	0	1	0				0 / 1			
6	MARTIN RUIZ Pablo	6	1	2	50	1 / 1				0 / 1		
10	ORTOLA LOPEZ Adria	6	0	2	0			0 / 1				0 / 1
Totals			34	144	24	3 / 6		21 / 78	3 / 23	6 / 23		1 / 14

No.	Name	MP	Technical skills						
			Assists	Assists by Specialist	Steals	Blocked Shots	Received 6m-Fouls	6m Fouls	Turnover
1	CALLEJA CABORNERO Victor	6	1						
2	RAMIREZ DOMINGUEZ Manuel	6	6	1	1		2		9
3	ARANGUEZ CABRERA Ivan	6							
4	PEREZ DOMINGUEZ Marcos Antonio	6			2	7		6	
5	CASTRO DUARTE Alberto	6				1			3
6	MARTIN RUIZ Pablo	6	3	4			1		5
7	CERVERA PEREZ DE VARGAS Gonzalo Man	6	2				3	1	5
10	ORTOLA LOPEZ Adria	6			2			6	1
16	MIRANDA SIRVENT Mario	6	4				3		2
77	PELAEZ VALLEJO Rodrigo	6			4			6	
Team									
Totals			16	5	9	8	9	19	25

ESP played		
PR	DEN	2-1
PR	CHN	2-0
PR	TUN	2-0
QF	CRO	2-0
SF	POR	1-2
Bronze	BRA	1-2

Legend:							
1-Pt	1-Point-Shots	%	Efficiency	CL	Consolation Round	DR	Disqualification with Report
F	Final	MR	Main Round	No.	Shirt Number	P6m	6-meter Penalty Shots
PR	Preliminary Round	QF	Quarter Final	S	Suspensions	S+D	Suspensions+Disqualifications
SF	Semi Final	Spin	Spinshots				



Cumulative Statistics

GER - Germany

After 6 Matches

Headcoach: FRANKE Marten Alexander

No.	Name	MP	Total				Goals / Shots							Punishments		
			Points	Goals	Shots	%	1-Pt All	1-Pt Spin	Spin	Inflight	Specialist	Goalkeeper	P6m	S	S+D	DR
2	WORMANN Lennart	6	48	24	34	71			14 / 21	3 / 5	7 / 8					
3	LIEBECK Lennart	6	32	16	23	70			9 / 12	7 / 11						
6	ZELSER Lars Thomas	6	49	25	34	74	1 / 1		24 / 32				0 / 1			
7	GUNTHER Timo Felix	6	10	5	11	45			3 / 5	2 / 6						
10	HERR Jannis Michel	6	79	40	59	68	1 / 1		19 / 28	20 / 30						
12	ZEYEN Tobias	6												3		
13	HENRICH Severin Henner	6	6	3	6	50			3 / 6					2		
14	PRAHST Hendrik	6												2		
18	JOHN Robin	6	45	23	33	70	1 / 1				14 / 19		8 / 13			
26	EBERT Moritz Nikolaus	6	8	4	6	67						4 / 6				
														1		
Totals			277	140	206	68	3 / 3		72 / 104	32 / 52	21 / 27	4 / 6	8 / 14	8		
Opponent			262	134	201	67	6 / 9		58 / 98	32 / 51	26 / 31		12 / 12	15	1	

No.	Goalkeeper	MP	Total			Saves / Shots						
			Saves	Shots	%	1-Pt All	1-Pt Spin	Spin	Inflight	Specialist	Goalkeeper	P6m
2	WORMANN Lennart	6										
6	ZELSER Lars Thomas	6										
13	HENRICH Severin Henner	6	0	4	0			0 / 4				
18	JOHN Robin	6	0	2	0	0 / 1		0 / 1				
26	EBERT Moritz Nikolaus	6	38	166	23	1 / 6		20 / 73	14 / 46	3 / 29		0 / 12
Totals			38	172	22	1 / 7		20 / 78	14 / 46	3 / 29		0 / 12

No.	Name	MP	Technical skills						
			Assists	Assists by Specialist	Steals	Blocked Shots	Received 6m-Fouls	6m Fouls	Turnover
2	WORMANN Lennart	6	7	2			5		13
3	LIEBECK Lennart	6	1				1		3
6	ZELSER Lars Thomas	6	28						11
7	GUNTHER Timo Felix	6	4				2		3
10	HERR Jannis Michel	6	2				2		4
12	ZEYEN Tobias	6			1	1		5	
13	HENRICH Severin Henner	6	1		5	6		3	
14	PRAHST Hendrik	6			5	3		4	
18	JOHN Robin	6	1	2			4		2
26	EBERT Moritz Nikolaus	6	1						2
Team									
Totals			45	4	11	10	14	12	38

GER played		
PR	CRO	2-1
PR	POR	1-2
PR	BRA	1-2
QF	DEN	2-1
SF	BRA	2-1
Gold	POR	2-1

Legend:							
1-Pt	1-Point-Shots	%	Efficiency	CL	Consolation Round	DR	Disqualification with Report
F	Final	MR	Main Round	No.	Shirt Number	P6m	6-meter Penalty Shots
PR	Preliminary Round	QF	Quarter Final	S	Suspensions	S+D	Suspensions+Disqualifications
SF	Semi Final	Spin	Spinshots				



Cumulative Statistics

POR - Portugal

After 6 Matches

Headcoach: SERRANO Pedro

No.	Name	MP	Total				Goals / Shots							Punishments		
			Points	Goals	Shots	%	1-Pt All	1-Pt Spin	Spin	Inflight	Specialist	Goalkeeper	P6m	S	S+D	DR
3	GOMES Rodrigo	6	50	25	35	71			19 / 27	1 / 1	5 / 6		0 / 1			
10	RODRIGUES Rui	6	4	2	2	100			2 / 2					3		
11	SANTOS Simao	5	32	16	24	67	0 / 1		5 / 7	11 / 16						1
13	COSTA Tiago	6	84	44	59	75	4 / 6		36 / 49				4 / 4			
14	SANTOS Francisco	6	3	2	4	50	1 / 1		1 / 3					2		
18	SILVA Jose	6	43	22	29	76	1 / 2		1 / 2		20 / 23		0 / 2			
19	REBELO Jose	6		0	2	0			0 / 1	0 / 1				1		
24	RIBEIRO Miguel	6												1		
33	FERREIRA Diogo	6	46	23	45	51	0 / 1		17 / 30	3 / 8	0 / 1		3 / 5			
86	CASTRO Ricardo	6	2	1	2	50						1 / 2				
Totals			264	135	202	67	6 / 11		81 / 121	15 / 26	25 / 30	1 / 2	7 / 12	7		1
Opponent			244	123	191	64	2 / 2		66 / 113	26 / 33	20 / 28	2 / 4	7 / 11	7		2

No.	Goalkeeper	MP	Total			Saves / Shots						
			Saves	Shots	%	1-Pt All	1-Pt Spin	Spin	Inflight	Specialist	Goalkeeper	P6m
3	GOMES Rodrigo	6	1	2	50			0 / 1			1 / 1	
13	COSTA Tiago	6										
14	SANTOS Francisco	6	0	2	0			0 / 2				
18	SILVA Jose	6										
33	FERREIRA Diogo	6	0	1	0				0 / 1			
86	CASTRO Ricardo	6	46	165	28	0 / 2		35 / 98	4 / 29	4 / 24	0 / 2	3 / 10
Totals			47	170	28	0 / 2		35 / 101	4 / 30	4 / 24	1 / 3	3 / 10

No.	Name	MP	Technical skills						
			Assists	Assists by Specialist	Steals	Blocked Shots	Received 6m-Fouls	6m Fouls	Turnover
3	GOMES Rodrigo	6	12				1		10
10	RODRIGUES Rui	6			2			3	
11	SANTOS Simao	5							
13	COSTA Tiago	6	4				6		8
14	SANTOS Francisco	6			3	3		6	
18	SILVA Jose	6	3	2			2		5
19	REBELO Jose	6						1	1
24	RIBEIRO Miguel	6			4	1		1	
33	FERREIRA Diogo	6	1		1		1		2
86	CASTRO Ricardo	6							
Team									
Totals			20	2	10	4	10	11	26

POR played		
PR	BRA	1-2
PR	GER	2-1
PR	CRO	2-0
QF	TUN	2-1
SF	ESP	2-1
Gold	GER	1-2

Legend:							
1-Pt	1-Point-Shots	%	Efficiency	CL	Consolation Round	DR	Disqualification with Report
F	Final	MR	Main Round	No.	Shirt Number	P6m	6-meter Penalty Shots
PR	Preliminary Round	QF	Quarter Final	S	Suspensions	S+D	Suspensions+Disqualifications
SF	Semi Final	Spin	Spinshots				



Cumulative Statistics

TUN - Tunisia

After 6 Matches

Headcoach: MOHAMED Tabboubi

No.	Name	MP	Total				Goals / Shots							Punishments		
			Points	Goals	Shots	%	1-Pt All	1-Pt Spin	Spin	Inflight	Specialist	Goalkeeper	P6m	S	S+D	DR
1	ZARIAT Wassim	5		0	1	0						0 / 1		1		1
7	MECHERGUI Seif Eddine	6	10	5	11	45			4 / 8	1 / 3				3	1	
11	SFAR Ahmed	5	14	7	16	44	0 / 2		4 / 10		2 / 2		1 / 2			1
16	KHEZAMI Oussema	6														
21	NESSIM Ouji	6	54	27	38	71			13 / 22	1 / 1	4 / 5		9 / 10	1		
39	HAFFAR Mohamed Aziz	6	11	6	9	67	1 / 1		4 / 7	1 / 1				2		
45	RHIMI Bachar	6	50	26	34	76	2 / 2		18 / 24		6 / 8			1		
71	MAKHLOUF Yahia	6	32	16	31	52	0 / 1		15 / 27		1 / 3			1		
97	FALLAH Hamza	5	48	24	32	75			16 / 22	8 / 10				2		1
99	YASSINE Msaad	6		0	1	0				0 / 1				4	1	
Totals			219	111	173	64	3 / 6		74 / 120	11 / 16	13 / 18	0 / 1	10 / 12	15	2	3
Opponent			257	130	186	70	3 / 4		88 / 122	17 / 27	8 / 14	2 / 2	12 / 17	8	1	

No.	Goalkeeper	MP	Total			Saves / Shots						
			Saves	Shots	%	1-Pt All	1-Pt Spin	Spin	Inflight	Specialist	Goalkeeper	P6m
1	ZARIAT Wassim	5	28	99	28	0 / 2		16 / 62	6 / 18	2 / 6	0 / 1	4 / 10
7	MECHERGUI Seif Eddine	6										
11	SFAR Ahmed	5	2	3	67			1 / 2	1 / 1			
16	KHEZAMI Oussema	6	13	66	20	1 / 2		8 / 46	3 / 7	1 / 5		0 / 6
21	NESSIM Ouji	6	0	1	0				0 / 1			
45	RHIMI Bachar	6										
71	MAKHLOUF Yahia	6	0	2	0			0 / 2				
99	YASSINE Msaad	6	0	1	0						0 / 1	
Totals			43	173	25	1 / 4		25 / 113	10 / 27	3 / 11	0 / 2	4 / 16

No.	Name	MP	Technical skills						
			Assists	Assists by Specialist	Steals	Blocked Shots	Received 6m-Fouls	6m Fouls	Turnover
1	ZARIAT Wassim	5							1
7	MECHERGUI Seif Eddine	6	1		2		1	5	2
11	SFAR Ahmed	5	1					1	3
16	KHEZAMI Oussema	6							1
21	NESSIM Ouji	6	3				1		2
39	HAFFAR Mohamed Aziz	6			1	2		3	3
45	RHIMI Bachar	6	6	1			4		12
71	MAKHLOUF Yahia	6	12				4	1	7
97	FALLAH Hamza	5					2	3	5
99	YASSINE Msaad	6				1		4	
Team									1
Totals			23	1	3	3	12	17	37

TUN played		
PR	CHN	2-0
PR	DEN	0-2
PR	ESP	0-2
QF	POR	1-2
CL5-8	CRO	0-2
CL7-8	CHN	2-1

Legend:

1-Pt	1-Point-Shots	%	Efficiency	CL	Consolation Round	DR	Disqualification with Report
F	Final	MR	Main Round	No.	Shirt Number	P6m	6-meter Penalty Shots
PL	Placement Match	PR	Preliminary Round	QF	Quarter Final	S	Suspensions
S+D	Suspensions+Disqualifications	SF	Semi Final	Spin	Spinshots		

Timing and Results provided by Tissot



Overall Team Statistics

As of TUE 12 AUG 2025 at 18:16

Team	MP	1-Pt All		Spin		Inflight		Specialist		Goalkeeper		P6m		Total		AS / ASS	TO	ST	BS	Punishments		
		G/S	%	G/S	%	G/S	%	G/S	%	G/S	%	G/S	%	G/S	%					S	S+D	DR
BRA	6	7/7	100	57/79	72	49/73	67	15/21	71			8/9	89	136/189	72	40/16	30	9	5	13	2	1
CHN	6	1/3	33	64/111	58	8/15	53	11/26	42	3/4	75	6/10	60	93/169	55	12/2	48	5	1	10		
CRO	6	1/1	100	59/89	66	17/28	61	29/34	85			15/20	75	121/172	70	22/10	43	4	5	11	2	
DEN	6	3/3	100	58/78	74	58/75	77	33/40	83			14/16	88	166/212	78	72/	20	17	3	11	1	
ESP	6	5/8	63	81/130	62	8/8	100	24/33	73	0/1	0	6/9	67	124/189	66	16/5	25	9	8	13	4	
GER	6	3/3	100	72/104	69	32/52	62	21/27	78	4/6	67	8/14	57	140/206	68	45/4	38	11	10	8		
POR	6	6/11	55	81/121	67	15/26	58	25/30	83	1/2	50	7/12	58	135/202	67	20/2	26	10	4	7		1
TUN	6	3/6	50	74/120	62	11/16	69	13/18	72	0/1	0	10/12	83	111/173	64	23/1	37	3	3	15	2	3
TOTAL	24	29/42	69	546/832	66	198/293	68	171/229	75	8/14	57	74/102	73	1026/1512	68	250/40	267	68	39	88	11	5

Legend:

1-Pt 1-Point Shots
DR Disqualification+Report
P6m 6m Penalty Shots
ST Steals

% Efficiency
G/S Goals / Shots
S Suspensions
TO Turnover

AS / ASS Assists / Assists Specialist
GK Goalkeeper
S+D Suspensions+Disqualifications

BS Blocked Shots
MP Matches Played
Spin Spinshots

Timing and Results provided by Tissot

HBBMTEAM4-----_84B v16.0

Report Created TUE 12 AUG 2025 18:17

Page 1 / 1



Team Fair Play

As of TUE 12 AUG 2025 at 18:16

Team	MP	S	S+D	DR	Points	
					Total	Avg.
Germany	6	8	0	0	8	1.3
People's Republic of China	6	10	0	0	10	1.7
Portugal	6	7	0	1	10	1.7
Denmark	6	11	1	0	12	2.0
Croatia	6	11	2	0	13	2.2
Spain	6	13	4	0	17	2.8
Brazil	6	13	2	1	18	3.0
Tunisia	6	15	2	3	26	4.3

NOTE

Points = (S) x 1 + (S+D) x 1 + (DR) x 3

Legend:							
Avg.	Average per Match	DR	Disqualification+Report	MP	Matches Played	S	Suspensions
S+D	Suspensions+Disqualifications						



Individual Statistics

As of TUE 12 AUG 2025 at 18:16

Goalscorer (Top 40)

Rank	No.	Name	Team	MP	Points
1	7	ANDERSEN Martin	DEN	6	131
2	18	BURA Lucian	CRO	6	90
3	8	NIELSEN Christian	DEN	6	88
4	3	CARVALHO Renan	BRA	6	87
5	13	COSTA Tiago	POR	6	84
6	10	HERR Jannis Michel	GER	6	79
7	16	MIRANDA SIRVENT Mario	ESP	6	68
8	23	ELBROND Simon	DEN	6	64
9	7	CERVERA PEREZ DE VARGAS Gonzalo Man	ESP	6	61
10	5	AMARAL Nailson	BRA	6	58
11	8	TINGQING Yang	CHN	6	56
12	2	da SILVA Pedro	BRA	6	55
12	6	MARTIN RUIZ Pablo	ESP	6	55
14	21	NESSIM Ouji	TUN	6	54
15	3	GOMES Rodrigo	POR	6	50
15	45	RHIMI Bachar	TUN	6	50
17	6	ZELSER Lars Thomas	GER	6	49
18	97	FALLAH Hamza	TUN	5	48
18	2	WORMANN Lennart	GER	6	48
20	33	FERREIRA Diogo	POR	6	46
21	18	JOHN Robin	GER	6	45
22	18	SILVA Jose	POR	6	43
23	4	HUIFENG Ma	CHN	6	42
24	4	BOTIC Gabriel	CRO	6	40
25	11	JENSEN Frederik	DEN	6	38
26	27	YUNHE Bi	CHN	6	36
27	27	KULIS Domagoj	CRO	6	34
27	6	OLIVEIRA Bruno	BRA	6	34
29	3	LIEBECK Lennart	GER	6	32
29	71	MAKHLOUF Yahia	TUN	6	32
29	11	SANTOS Simao	POR	5	32
32	2	RAMIREZ DOMINGUEZ Manuel	ESP	6	26
33	5	CASTRO DUARTE Alberto	ESP	6	25
34	55	VALENTAKOVIC Valentino	CRO	6	24
35	5	JURIC Ivan	CRO	6	23
36	44	RUKLJAC Ivan	CRO	6	18
37	7	GONCALVES Rai	BRA	6	17
37	10	KAIQIANG Wang	CHN	6	17
39	11	SFAR Ahmed	TUN	5	14
39	77	TIANZHAO Liu	CHN	6	14

Assists (Top 40)

Rank	No.	Name	Team	MP	Assists	Avg.
1	11	JENSEN Frederik	DEN	6	57	9.5
2	6	OLIVEIRA Bruno	BRA	6	44	7.3
3	6	ZELSER Lars Thomas	GER	6	28	4.7
4	4	BOTIC Gabriel	CRO	6	16	2.7
5	3	GOMES Rodrigo	POR	6	12	2.0
5	71	MAKHLOUF Yahia	TUN	6	12	2.0
7	7	ANDERSEN Martin	DEN	6	10	1.7
8	2	WORMANN Lennart	GER	6	9	1.5
9	6	MARTIN RUIZ Pablo	ESP	6	7	1.2
9	2	RAMIREZ DOMINGUEZ Manuel	ESP	6	7	1.2
9	45	RHIMI Bachar	TUN	6	7	1.2
12	5	AMARAL Nailson	BRA	6	5	0.8
12	27	KULIS Domagoj	CRO	6	5	0.8
12	18	SILVA Jose	POR	6	5	0.8
15	13	COSTA Tiago	POR	6	4	0.7
15	7	GUNTHER Timo Felix	GER	6	4	0.7
15	16	MIRANDA SIRVENT Mario	ESP	6	4	0.7
15	44	RUKLJAC Ivan	CRO	6	4	0.7
19	18	BURA Lucian	CRO	6	3	0.5
19	2	da SILVA Pedro	BRA	6	3	0.5
19	4	HUIFENG Ma	CHN	6	3	0.5
19	18	JOHN Robin	GER	6	3	0.5
19	21	NESSIM Ouji	TUN	6	3	0.5
19	8	TINGQING Yang	CHN	6	3	0.5
25	3	CARVALHO Renan	BRA	6	2	0.3
25	7	CERVERA PEREZ DE VARGAS Gonzalo Man	ESP	6	2	0.3
25	4	de OLIVEIRA Andre	BRA	6	2	0.3
25	23	ELBROND Simon	DEN	6	2	0.3
25	10	HERR Jannis Michel	GER	6	2	0.3
25	7	JIANHAO Ren	CHN	6	2	0.3
25	5	JURIC Ivan	CRO	6	2	0.3
25	5	LIND Mathies	DEN	6	2	0.3
25	77	TIANZHAO Liu	CHN	6	2	0.3
25	16	YUSHENG Li	CHN	6	2	0.3



Individual Statistics

As of TUE 12 AUG 2025 at 18:16

Points and Assists (Top 40)

Rank	No.	Name	Team	MP	Points	Assists	Points & Assists
1	7	ANDERSEN Martin	DEN	6	131	10	141
2	11	JENSEN Frederik	DEN	6	38	57	95
3	18	BURA Lucian	CRO	6	90	3	93
4	3	CARVALHO Renan	BRA	6	87	2	89
4	8	NIELSEN Christian	DEN	6	88	1	89
6	13	COSTA Tiago	POR	6	84	4	88
7	10	HERR Jannis Michel	GER	6	79	2	81
8	6	OLIVEIRA Bruno	BRA	6	34	44	78
9	6	ZELSER Lars Thomas	GER	6	49	28	77
10	16	MIRANDA SIRVENT Mario	ESP	6	68	4	72
11	23	ELBROND Simon	DEN	6	64	2	66
12	5	AMARAL Nailson	BRA	6	58	5	63
12	7	CERVERA PEREZ DE VARGAS Gonzalo Man	ESP	6	61	2	63
14	3	GOMES Rodrigo	POR	6	50	12	62
14	6	MARTIN RUIZ Pablo	ESP	6	55	7	62
16	8	TINGQING Yang	CHN	6	56	3	59
17	2	da SILVA Pedro	BRA	6	55	3	58
18	21	NESSIM Ouji	TUN	6	54	3	57
18	45	RHIMI Bachar	TUN	6	50	7	57
18	2	WORMANN Lennart	GER	6	48	9	57
21	4	BOTIC Gabriel	CRO	6	40	16	56
22	97	FALLAH Hamza	TUN	5	48		48
22	18	JOHN Robin	GER	6	45	3	48
22	18	SILVA Jose	POR	6	43	5	48
25	33	FERREIRA Diogo	POR	6	46	1	47
26	4	HUIFENG Ma	CHN	6	42	3	45
27	71	MAKHOLOUF Yahia	TUN	6	32	12	44
28	27	KULIS Domagoj	CRO	6	34	5	39
29	27	YUNHE Bi	CHN	6	36	1	37
30	3	LIEBECK Lennart	GER	6	32	1	33
30	2	RAMIREZ DOMINGUEZ Manuel	ESP	6	26	7	33
32	11	SANTOS Simao	POR	5	32		32
33	5	CASTRO DUARTE Alberto	ESP	6	25		25
33	5	JURIC Ivan	CRO	6	23	2	25
35	55	VALENTAKOVIC Valentino	CRO	6	24		24
36	44	RUKLJAC Ivan	CRO	6	18	4	22
37	10	KAIQIANG Wang	CHN	6	17	1	18
38	7	GONCALVES Rai	BRA	6	17		17
39	77	TIANZHAO Liu	CHN	6	14	2	16
40	11	SFAR Ahmed	TUN	5	14	1	15



Individual Statistics

As of TUE 12 AUG 2025 at 18:16

Punishments (Top 30)

Rank	No.	Name	Team	MP	S	S+D	DR	Points	
								Total	Avg.
1	10	ORTOLA LOPEZ Adria	ESP	6	6	3	0	9	1.5
2	97	FALLAH Hamza	TUN	5	2	0	1	5	1.0
2	11	TULLER Marcelo	BRA	6	5	1	0	6	1.0
4	19	CVJETICANIN Fran	CRO	6	4	1	0	5	0.8
4	99	YASSINE Msaad	TUN	6	4	1	0	5	0.8
4	1	ZARIAT Wassim	TUN	5	1	0	1	4	0.8
7	6	BEISHI Zhou	CHN	6	4	0	0	4	0.7
7	4	de OLIVEIRA Andre	BRA	6	3	1	0	4	0.7
7	7	MECHERGUI Seif Eddine	TUN	6	3	1	0	4	0.7
7	55	VALENTAKOVIC Valentino	CRO	6	3	1	0	4	0.7
11	11	SANTOS Simao	POR	5	0	0	1	3	0.6
11	11	SFAR Ahmed	TUN	5	0	0	1	3	0.6
13	5	AMARAL Nailson	BRA	6	0	0	1	3	0.5
13	8	FERNANDES Hugo	BRA	6	3	0	0	3	0.5
13	77	PELAEZ VALLEJO Rodrigo	ESP	6	3	0	0	3	0.5
13	4	PEREZ DOMINGUEZ Marcos Antonio	ESP	6	2	1	0	3	0.5
13	10	RODRIGUES Rui	POR	6	3	0	0	3	0.5
13	19	ULRICHSEN Laurids	DEN	6	3	0	0	3	0.5
13	4	VILLUMSEN Jeppe	DEN	6	2	1	0	3	0.5
13	12	ZEYEN Tobias	GER	6	3	0	0	3	0.5
21	5	CASTRO DUARTE Alberto	ESP	6	2	0	0	2	0.3
21	39	HAFFAR Mohamed Aziz	TUN	6	2	0	0	2	0.3
21	13	HENRICH Severin Henner	GER	6	2	0	0	2	0.3
21	5	LIND Mathies	DEN	6	2	0	0	2	0.3
21	6	OLIVEIRA Bruno	BRA	6	2	0	0	2	0.3
21	14	PRAHST Hendrik	GER	6	2	0	0	2	0.3
21	14	SANTOS Francisco	POR	6	2	0	0	2	0.3
21	77	TIANZHAO Liu	CHN	6	2	0	0	2	0.3
21	27	YUNHE Bi	CHN	6	2	0	0	2	0.3

NOTE
Points = (S) x 1 + (S+D) x 1 + (DR) x 3

Legend:
Avg. Average per Match
No. Players Number
DR Disqualification with report
S Suspensions
Ind S+D Individual Suspensions+Disqualifications
MP Matches Played



Goalkeeper Statistics

As of TUE 12 AUG 2025 at 18:16

SHOTS

Rank	No.	Name	Team	MP	Saves	Shots	%
1	23	ELBROND Simon	DEN	6	1	1	100
1	8	FERNANDES Hugo	BRA	6	1	1	100
1	11	JENSEN Frederik	DEN	6	1	1	100
4	11	SFAR Ahmed	TUN	5	2	3	67
5	3	GOMES Rodrigo	POR	6	1	2	50
5	6	MARTIN RUIZ Pablo	ESP	6	1	2	50
7	20	MORTENSEN Casper	DEN	6	23	71	32
8	86	CASTRO Ricardo	POR	6	46	165	28
8	1	ZARIAT Wassim	TUN	5	28	99	28
10	1	HOGH Andreas	DEN	6	23	84	27
10	1	ROSSA Cristiano	BRA	6	31	113	27
10	1	RUIHENG Suo	CHN	6	4	15	27
13	1	CALLEJA CABORNERO Victor	ESP	6	17	69	25
14	3	ARANGUEZ CABRERA Ivan	ESP	6	16	69	23
14	26	EBERT Moritz Nikolaus	GER	6	38	166	23
16	12	MALENICIC Stipe	CRO	6	27	123	22
17	16	KHEZAMI Oussema	TUN	6	13	66	20
18	14	KLARIC Noa	CRO	6	9	47	19
19	7	GONCALVES Rai	BRA	6	7	38	18
20	16	YUSHENG Li	CHN	6	19	156	12

6m PENALTY SHOTS

Rank	No.	Name	Team	MP	Saves	Shots	%
1	7	GONCALVES Rai	BRA	6	2	5	40
1	20	MORTENSEN Casper	DEN	6	2	5	40
1	1	ZARIAT Wassim	TUN	5	4	10	40
4	1	HOGH Andreas	DEN	6	1	3	33
4	1	RUIHENG Suo	CHN	6	1	3	33
6	86	CASTRO Ricardo	POR	6	3	10	30
7	12	MALENICIC Stipe	CRO	6	1	4	25
8	1	ROSSA Cristiano	BRA	6	2	10	20
9	3	ARANGUEZ CABRERA Ivan	ESP	6	1	6	17



Medallists

GOLD	SILVER	BRONZE
GER - Germany WORMANN Lennart LIEBECK Lennart ZELSER Lars Thomas GUNTHER Timo Felix HERR Jannis Michel ZEYEN Tobias HENRICH Severin Henner PRAHST Hendrik JOHN Robin EBERT Moritz Nikolaus	POR - Portugal GOMES Rodrigo RODRIGUES Rui SANTOS Simao COSTA Tiago SANTOS Francisco SILVA Jose REBELO Jose RIBEIRO Miguel FERREIRA Diogo CASTRO Ricardo	BRA - Brazil ROSSA Cristiano da SILVA Pedro CARVALHO Renan de OLIVEIRA Andre AMARAL Nailson OLIVEIRA Bruno GONCALVES Rai FERNANDES Hugo TULLER Marcelo MORAIS Gustavo



TUE 12 AUG 2025
Start Time: 10:00

Start List

Match No.: 22
Court 2

TUN - CHN

Referees: PAYDA Soleiman (IRI) / KIANI Mohammadjavad (IRI)

Technical Delegate A: OPAVA Jiri (CZE)

Technical Delegate B: KRAJCAR Nevena (CRO)

TUN - Tunisia

No.	Name	Date of Birth	Competition Statistics						
			MP	Points	1-Pt	2-Pt	S	S+D	DR
1	ZARIAT Wassim	2 FEB 1986	4				1		1
7	MECHERGUI Seif Eddine	26 JUN 2008	5	10		5/11	3	1	
11	SFAR Ahmed	23 MAR 1991	4	12	0/2	6/13			1
16	KHEZAMI Oussema	1 DEC 1988	5						
21	NESSIM Ouji	11 DEC 1995	5	38		19/26			
39	HAFFAR Mohamed Aziz	30 MAR 2008	5	11	1/1	5/8	2		
45	RHIMI Bachar	24 JUL 2006	5	38	2/2	18/26			
71	MAKHLOUF Yahia	25 MAR 2009	5	26		13/26			
97	FALLAH Hamza	9 JUL 1998	4	38		19/26	1		1
99	YASSINE Msaad	20 MAY 2008	5			0/1	4	1	
Head Coach MOHAMED Tabboubi			Total	173	3/5	85/137	11	2	3

TUN Played		
PR	CHN	2-0
PR	DEN	0-2
PR	ESP	0-2
QF	POR	1-2
CL5-8	CRO	0-2

CHN - People's Republic of China

No.	Name	Date of Birth	Competition Statistics						
			MP	Points	1-Pt	2-Pt	S	S+D	DR
1	RUIHENG Suo	10 NOV 2004	5						
4	HUIFENG Ma	16 DEC 2003	5	34	0/1	17/27			
6	BEISHI Zhou	21 OCT 2000	5	4		2/3	3		
7	JIANHAO Ren	15 OCT 1999	5	4		2/7			
8	TINGQING Yang	13 FEB 1997	5	44	0/1	22/38	1		
10	KAIQIANG Wang	8 FEB 2001	5	16		8/15			
16	YUSHENG Li	20 JAN 2003	5	4		2/3			
25	RAOXIANG Mao	9 SEP 2003	5	4		2/7			
27	YUNHE Bi	19 FEB 2005	5	30		15/22	2		
77	TIANZHAO Liu	10 JUL 2004	5	10		5/12	2		
Head Coach WENXIN Zhu			Total	150	0/2	75/134	8		

CHN Played		
PR	TUN	0-2
PR	ESP	0-2
PR	DEN	0-2
QF	BRA	0-2
CL5-8	DEN	0-2

Note:
Players below the bold line are not playing in this match

Legend:

1-Pt	1-Point Shots	2-Pt	2-Point Shots	DR	Disqualification+Report	MP	Matches played
No.	Uniform Number	PR	Preliminary Round	QF	Quarterfinal	S	Suspensions
S+D	Suspensions+Disqualifications						



MATCH AND REFEREES REPORT BEACH HANDBALL

<input type="checkbox"/>	WCh
<input type="checkbox"/>	Continental
<input type="checkbox"/>	Youth Olympics

<input type="checkbox"/>	World Cup
<input type="checkbox"/>	International Match
<input checked="" type="checkbox"/>	World Games

<input checked="" type="checkbox"/>	Men
<input type="checkbox"/>	Men's J
<input type="checkbox"/>	Men's Y

<input type="checkbox"/>	Women
<input type="checkbox"/>	Women's J
<input type="checkbox"/>	Women's Y

Matchnumber

M22

A / Home Team

B / Away Team

Final Result

Tunisia			People's Republic of China			
Place	Court No.	Date	Time	Spectators	Report follows	
Chengdu (CHN)	2	12/08/2025	10:00	350	NO	

2 : 1

No.	Team A	P	S	S+D	DR
1	ZARIAT Wassim				
7	MECHERGUI Seif Eddine				
11	SFAR Ahmed	2			
16	KHEZAMI Oussema				
21	NESSIM Ouji	16	6:05		
39	HAFFAR Mohamed Aziz				
45	RHIMI Bachar	12	13:45		
71	MAKHLLOUF Yahia	6	10:04		
97	FALLAH Hamza	10	15:06		
99	YASSINE Msaad				
A	TOUZI Aimen				
B	MOHAMED Tabboubi				
C	GUENAOUI EP MEHANI Hana				
D	HMEM Marwen				
Sign. Off. A		TTO	9:45	8:18	

No.	Team B	P	S	S+D	DR
1	RUIHENG Suo				
4	HUIFENG Ma	8			
6	BEISHI Zhou		2:47		
7	JIANHAO Ren	4			
8	TINGQING Yang	12			
10	KAIQIANG Wang	1			
16	YUSHENG Li				
25	RAOXIANG Mao		10:40		
27	YUNHE Bi	6			
77	TIANZHAO Liu	4			
A	WENXIN Zhu				
B	FANGZHOU Qian				
C	HUI Meng				
D					
Sign. Off. A		TTO	9:52	9:39	

Referees	Nat.	Signature
1	PAYDA Soleiman	IRI
2	KIANI Mohammadjavad	IRI

Technical Delegates	Nat.	Signature
A	OPAVA Jiri	CZE
B	KRAJCAR Nevena	CRO

1st Period					
A	P	B	A	P	B
	1			26	
97	2	8		27	
	3			28	
97	4	4		29	
	5			30	
21	6	27		31	
	7			32	
45	8	8		33	
	9			34	
97	10	77		35	
	11			36	
21	12	4		37	
	13			38	
21	14	7		39	
	15			40	
97	16	8		41	
	17			42	
21	18	8		43	
	19			44	
71	20	4		45	
	21	10		46	
	22			47	
	23			48	
	24			49	
	25			50	

2nd Period					
A	P	B	A	P	B
	1			26	
21	2	8		27	
	3			28	
45	4	77		29	
	5			30	
71	6	27		31	
	7			32	
45	8	4		33	
	9			34	
45	10			35	
	11			36	
71	12			37	
	13			38	
21	14			39	
	15			40	
45	16			41	
	17			42	
21	18			43	
	19			44	
	20			45	
	21			46	
	22			47	
	23			48	
	24			49	
	25			50	

1st Period	20 - 21	2nd Period	18 - 8
Result	0 - 1	Result	1 - 0
Shoot-out		Shoot-out	8 - 6
		Result	1 - 0

Tunisia

No.	21	45	97	11	71						
DG											
6m											
P	2	2	2	2							

People's Republic of China

No.	27		8	4	25						
DG		7									
6m											
P	2	2	2								

Legend:	6m	DG	DR	GG
No.	6-metre-shot	Direct Goal	Disqualification with Report	Golden Goal
S+D	Number	Off.	P	S
	Suspension and Disqualification	Sign.	TTO	Suspension



TUE 12 AUG 2025
Start Time: 10:00

Results

Match No.: 22
Court 2

Tunisia 2 vs 1 People's Republic of China

Referees:
PAYDA Soleiman (IRI)
KIANI Mohammadjavad (IRI)

1st Period: 20 - 21
2nd Period: 18 - 8
Shoot-out: 8 - 6

TUN - Tunisia

Headcoach: MOHAMED Tabboubi

Team Timeouts: 9:45 8:18

No.	Name	Total				Goals / Shots							Punishments		
		Points	Goals	Shots	%	1-Pt All	1-Pt Spin	Spin	In-flight	Specialist	Direct Goal	6m	S	S+D	DR
1	ZARIAT Wassim		0	1	0						0 / 1				
7	MECHERGUI Seif Eddine														
11	SFAR Ahmed	2	1	1	100			1 / 1							
16	KHEZAMI Oussema														
21	NESSIM Ouji	16	8	12	67			2 / 5	1 / 1	1 / 2		4 / 4	1		
39	HAFFAR Mohamed Aziz														
45	RHIMI Bachar	12	6	6	100			4 / 4		2 / 2			1		
71	MAKHLOUF Yahia	6	3	5	60	0 / 1		3 / 4					1		
97	FALLAH Hamza	10	5	6	83			2 / 2	3 / 4				1		
99	YASSINE Msaad														
Bench/Team															
Totals		46	23	31	74	0 / 1		12 / 16	4 / 5	3 / 4	0 / 1	4 / 4	4		

No.	Goalkeeper	Total			Saves / Shots						
		Saves	Shots	%	1-Pt All	1-Pt Spin	Spin	In-flight	Specialist	Direct Goal	6m
1	ZARIAT Wassim	12	29	41	0 / 1		9 / 21	1 / 2	1 / 2		1 / 3
99	YASSINE Msaad	0	1	0						0 / 1	
Totals		12	30	40	0 / 1		9 / 21	1 / 2	1 / 2	0 / 1	1 / 3

CHN - People's Republic of China

Headcoach: WENXIN Zhu

Team Timeouts: 9:52 9:39

No.	Name	Total				Goals / Shots							Punishments		
		Points	Goals	Shots	%	1-Pt All	1-Pt Spin	Spin	In-flight	Specialist	Direct Goal	6m	S	S+D	DR
1	RUIHENG Suo														
4	HUIFENG Ma	8	4	8	50			3 / 7	1 / 1						
6	BEISHI Zhou												1		
7	JIANHAO Ren	4	2	2	100					1 / 1	1 / 1				
8	TINGQING Yang	12	6	11	55			6 / 11							
10	KAIQIANG Wang	1	1	3	33	1 / 1				0 / 1		0 / 1			
16	YUSHENG Li														
25	RAOXIANG Mao		0	1	0			0 / 1					1		
27	YUNHE Bi	6	3	4	75			1 / 2				2 / 2			
77	TIANZHAO Liu	4	2	4	50			2 / 3	0 / 1						
Bench/Team															
Totals		35	18	33	55	1 / 1		12 / 24	1 / 2	1 / 2	1 / 1	2 / 3	2		

No.	Goalkeeper	Total			Saves / Shots						
		Saves	Shots	%	1-Pt All	1-Pt Spin	Spin	In-flight	Specialist	Direct Goal	6m
1	RUIHENG Suo	0	3	0			0 / 1		0 / 1		0 / 1
7	JIANHAO Ren										
16	YUSHENG Li	4	24	17	1 / 1		2 / 13	0 / 4	1 / 3		0 / 3
Totals		4	27	15	1 / 1		2 / 14	0 / 4	1 / 4		0 / 4

Team Comparison

	1st Period				2nd Period			
	Tunisia		People's Republic of China		Tunisia		People's Republic of China	
	Goals/Shots	%	Goals/Shots	%	Goals/Shots	%	Goals/Shots	%
In-flight Shots	4 / 4	100			0 / 1	0	1 / 2	50
Spin Shots	3 / 5	60	8 / 12	67	5 / 7	71	2 / 8	25
Specialist Shots	1 / 1	100	1 / 1	100	2 / 3	67	0 / 1	0
1-Point Shots			1 / 1	100				
Direct Goal Shots	0 / 1	0						
6-meter Shots	2 / 2	100	1 / 2	50	2 / 2	100	1 / 1	100
1-Point Spin Shots								



TUE 12 AUG 2025
Start Time: 10:00

Results

Match No.: 22
Court 2

Tunisia 2 vs 1 People's Republic of China

Referees:
PAYDA Soleiman (IRI)
KIANI Mohammadjavad (IRI)

1st Period: 20 - 21
2nd Period: 18 - 8
Shoot-out: 8 - 6

TUN - Tunisia

No.	Name	Technical skills					
		Assists	Steals	Blocked Shots	Received 6m Fouls	Penalty Fouls	Turnovers
1	ZARIAT Wassim						
7	MECHERGUI Seif Eddine						
11	SFAR Ahmed	1				1	
16	KHEZAMI Oussema						
21	NESSIM Ouji	1			1		1
39	HAFFAR Mohamed Aziz					1	
45	RHIMI Bachar	1			1		1
71	MAKHLOUF Yahia	4			2	1	2
97	FALLAH Hamza						1
99	YASSINE Msaad					1	
Team							
Totals		7			4	4	5

CHN - People's Republic of China

No.	Name	Technical skills					
		Assists	Steals	Blocked Shots	Received 6m Fouls	Penalty Fouls	Turnovers
1	RUIHENG Suo						
4	HUIFENG Ma						1
6	BEISHI Zhou					4	1
7	JIANHAO Ren				2		1
8	TINGQING Yang						1
10	KAIQIANG Wang						
16	YUSHENG Li	1					
25	RAOXIANG Mao		1			1	
27	YUNHE Bi				1		1
77	TIANZHAO Liu	1			1		
Team							
Totals		2	1		4	5	5

Running Score

TUN - CHN

1st Period

FALLAH H	2	:	0
2	:	2	TINGQING Y
FALLAH H	4	:	2
NESSIM O	6	:	2
6	:	4	HUIFENG M
RHIMI B	8	:	4
8	:	6	YUNHE B
FALLAH H	10	:	6
10	:	8	TINGQING Y
NESSIM O	12	:	8
12	:	10	TIANZHAO L
NESSIM O	14	:	10
14	:	12	HUIFENG M
14	:	14	JIANHAO R
14	:	16	TINGQING Y
FALLAH H	16	:	16
16	:	18	TINGQING Y
NESSIM O	18	:	18
MAKHLOUF Y	20	:	18
20	:	20	HUIFENG M
20	:	21	KAIQIANG W

2nd Period

NESSIM O	2	:	0
2	:	2	TINGQING Y
RHIMI B	4	:	2
MAKHLOUF Y	6	:	2
RHIMI B	8	:	2
8	:	4	TIANZHAO L
RHIMI B	10	:	4
MAKHLOUF Y	12	:	4
12	:	6	YUNHE B
NESSIM O	14	:	6
RHIMI B	16	:	6
16	:	8	HUIFENG M
NESSIM O	18	:	8

Shoot-out

NESSIM O	2	:	0
2	:	2	YUNHE B
RHIMI B	4	:	2
4	:	4	JIANHAO R
FALLAH H	6	:	4
6	:	6	TINGQING Y
SFAR A	8	:	6

Legend:							
%	Efficiency	1-Pt	1-Point-Shots	1-Pt Spin	1-Point-Spin Shots	DR	Disqualification with Report
GG	Golden Goal	No.	Number	P6m	6m Penalty Shots	Spin	Spin Shots
S	Suspension	S+D	Suspension+Disqualification				



TUE 12 AUG 2025
Start Time: 10:00

Start List

Match No.: 21
Court 1

CRO - DEN

Referees: BRASIL Lucas (BRA) / SANTOS Wictor (BRA)

Technical Delegate A: LI Dian (CHN)

Technical Delegate B: ROLLAND Jerome (FRA)

CRO - Croatia

No.	Name	Date of Birth	Competition Statistics					
			MP	Points	1-Pt	2-Pt	S	S+D
4	BOTIC Gabriel	27 AUG 2005	5	26		13/18		
5	JURIC Ivan	16 DEC 1986	5	19	1/1	9/15	1	
10	BALIC Ante	6 MAY 2005	5	8		4/7		
12	MALENICIC Stipe	14 DEC 1999	5					
14	KLARIC Noa	11 NOV 2006	5					
18	BURA Lucian	14 AUG 1997	5	80		40/51	1	
19	CVJETICANIN Fran	12 JUN 2005	5	2		1/1	3	1
27	KULIS Domagoj	18 APR 2006	5	24		12/17	1	
44	RUKLJAC Ivan	20 OCT 2002	5	14		7/8		
55	VALENTAKOVIC Valentino	24 JAN 1993	5	22		11/20	2	
Head Coach PARADZIK Mladen			Total	195	1/1	97/137	8	1

CRO Played		
PR	GER	1-2
PR	BRA	0-2
PR	POR	0-2
QF	ESP	0-2
CL5-8	TUN	2-0

DEN - Denmark

No.	Name	Date of Birth	Competition Statistics					
			MP	Points	1-Pt	2-Pt	S	S+D
1	HOGH Andreas	5 JAN 2003	5					
3	THOMSEN Mathias	15 MAY 1994	5	2		1/1	1	
4	VILLUMSEN Jeppe	25 SEP 1995	5	4		2/2	1	
5	LIND Mathies	9 MAY 2001	5			0/2	2	
7	ANDERSEN Martin	5 JUN 1989	5	99	1/1	49/66		
8	NIELSEN Christian	22 SEP 2003	5	78		39/50		
11	JENSEN Frederik	25 JUL 2000	5	32	2/2	15/20	1	
19	ULRICHSEN Laurids	16 MAR 2003	5				2	
20	MORTENSEN Casper	23 OCT 2002	5					
23	ELBROND Simon	9 FEB 2006	5	56		28/32		
Head Coach ANDERSEN Gorm			Total	271	3/3	134/173	8	

DEN Played		
PR	ESP	1-2
PR	TUN	2-0
PR	CHN	2-0
QF	GER	1-2
CL5-8	CHN	2-0

Note:
Players below the bold line are not playing in this match

Legend:

1-Pt	1-Point Shots	2-Pt	2-Point Shots	DR	Disqualification+Report	MP	Matches played
No.	Uniform Number	PR	Preliminary Round	QF	Quarterfinal	S	Suspensions
S+D	Suspensions+Disqualifications						



MATCH AND REFEREES REPORT

BEACH HANDBALL

<input type="checkbox"/>	WCh
<input type="checkbox"/>	Continental
<input type="checkbox"/>	Youth Olympics

<input type="checkbox"/>	World Cup
<input type="checkbox"/>	International Match
<input checked="" type="checkbox"/>	World Games

<input checked="" type="checkbox"/>	Men
<input type="checkbox"/>	Men's J
<input type="checkbox"/>	Men's Y

<input type="checkbox"/>	Women
<input type="checkbox"/>	Women's J
<input type="checkbox"/>	Women's Y

Matchnumber

M21

A / Home Team

B / Away Team

Final Result

Croatia			Denmark			
Place	Court No.	Date	Time	Spectators	Report follows	
Chengdu (CHN)	1	12/08/2025	10:00	280	NO	

2 : 1

No.	Team A	P	S	S+D	DR
4	BOTIC Gabriel	14			
5	JURIC Ivan	4			
10	BALIC Anteo				
12	MALENICIC Stipe				
14	KLARIC Noa				
18	BURA Lucian	10			
19	CVJETICANIN Fran	2	15:19		
27	KULIS Domagoj	10			
44	RUKLJAC Ivan	4			
55	VALENTAKOVIC Valentino	2	11:10	18:59	
A	PARADZIK Mladen		4:03		
B	MOCILAC Mario				
C	CUREK Lukrecija				
D	TARAS Ante				
Sign. Off. A		TTO	4:13	9:51	

No.	Team B	P	S	S+D	DR
1	HOGH Andreas				
3	THOMSEN Mathias				
4	VILLUMSEN Jeppe		13:57	17:51	
5	LIND Mathies	2			
7	ANDERSEN Martin	32			
8	NIELSEN Christian	10			
11	JENSEN Frederik	6			
19	ULRICHSEN Laurids		11:29		
20	MORTENSEN Casper				
23	ELBROND Simon	8			
A	ANDERSEN Gorm		7:51		
B	HJORTSHOJ Martin Vedel Bennedsen				
C	LUNDGAARD Frederik				
D	THOMSEN Anders				
Sign. Off. A		TTO	-	10:00	

Referees	Nat.	Signature
1	BRASIL Lucas	BRA
2	SANTOS Wictor	BRA

Technical Delegates	Nat.	Signature
A	LI Dian	CHN
B	ROLLAND Jerome	FRA

1st Period					
A	P	B	A	P	B
	1			26	8
4	2	23		27	
	3			28	11
18	4	7		29	
	5			30	
44	6	7		31	
	7			32	
18	8	7		33	
	9			34	
44	10	7		35	
	11			36	
18	12	7		37	
	13			38	
	14	7		39	
	15			40	
	16	7		41	
	17			42	
	18	7		43	
	19			44	
	20	7		45	
	21			46	
	22	8		47	
	23			48	
	24	7		49	
	25			50	

2nd Period					
A	P	B	A	P	B
	1			26	
4	2	8		27	
	3			28	
18	4	7		29	
	5			30	
4	6	8		31	
	7			32	
4	8	7		33	
	9			34	
27	10	23		35	
	11			36	
4	12	7		37	
	13			38	
27	14	7		39	
	15			40	
4	16	7		41	
	17			42	
27	18	23		43	
	19			44	
5	20	7		45	
	21			46	
55	22	11		47	
	23			48	
27	24			49	
	25			50	

1st Period	12 - 28	2nd Period	24 - 22
Result	0 - 1	Result	1 - 0
Shoot-out		Shoot-out	10 - 8
		Result	1 - 0

Croatia

No.	18	5	19	27	4						
DG											
6m											
P	2	2	2	2	2						
Denmark											
No.	8	11	23	5	7						
DG											
6m											
P	2	2	2	2	2						

Legend:	6m	DG	DR	GG
No.	6-metre-shot	Direct Goal	Disqualification with Report	Golden Goal
S+D	Number	Official	Points	Suspension
	Suspension and Disqualification	Sign.	Team Timeout	



Results

Match No.: 21
Court 1

Croatia 2 vs 1 Denmark

Referees:
BRASIL Lucas (BRA)
SANTOS Wictor (BRA)

1st Period: 12 - 28
2nd Period: 24 - 22
Shoot-out: 10 - 8

CRO - Croatia

Headcoach: PARADZIK Mladen

Team Timeouts: 4:13 9:51

No.	Name	Total				Goals / Shots							Punishments		
		Points	Goals	Shots	%	1-Pt All	1-Pt Spin	Spin	In-flight	Specialist	Direct Goal	6m	S	S+D	DR
4	BOTIC Gabriel	14	7	8	88			1 / 1		6 / 7					
5	JURIC Ivan	4	2	3	67			1 / 2				1 / 1			
10	BALIC Anteo														
12	MALENICIC Stipe														
14	KLARIC Noa														
18	BURA Lucian	10	5	8	63			4 / 6				1 / 2			
19	CVJETICANIN Fran	2	1	1	100			1 / 1					1		
27	KULIS Domagoj	10	5	10	50			3 / 8		2 / 2					
44	RUKLJAC Ivan	4	2	3	67					2 / 3					
55	VALENTAKOVIC Valentino	2	1	1	100			1 / 1					1	1	
Bench/Team													1		
Totals		46	23	34	68			11 / 19		10 / 12		2 / 3	3	1	

No.	Goalkeeper	Total			Saves / Shots						
		Saves	Shots	%	1-Pt All	1-Pt Spin	Spin	In-flight	Specialist	Direct Goal	6m
5	JURIC Ivan	0	1	0			0 / 1				
12	MALENICIC Stipe	2	17	12			1 / 7	0 / 7	1 / 2		0 / 1
14	KLARIC Noa	1	14	7			0 / 5	1 / 6	0 / 2		0 / 1
Totals		3	32	9			1 / 13	1 / 13	1 / 4		0 / 2

DEN - Denmark

Headcoach: ANDERSEN Gorm

Team Timeout 2nd Period: 10:00

No.	Name	Total				Goals / Shots							Punishments		
		Points	Goals	Shots	%	1-Pt All	1-Pt Spin	Spin	In-flight	Specialist	Direct Goal	6m	S	S+D	DR
1	HOGH Andreas														
3	THOMSEN Mathias														
4	VILLUMSEN Jeppe												1	1	
5	LIND Mathies	2	1	1	100			1 / 1							
7	ANDERSEN Martin	32	16	21	76			4 / 8	10 / 11			2 / 2			
8	NIELSEN Christian	10	5	6	83			3 / 3	2 / 3						
11	JENSEN Frederik	6	3	3	100			3 / 3							
19	ULRICHSEN Laurids												1		
20	MORTENSEN Casper														
23	ELBROND Simon	8	4	5	80			1 / 1		3 / 4					
Bench/Team													1		
Totals		58	29	36	81			12 / 16	12 / 14	3 / 4		2 / 2	3	1	

No.	Goalkeeper	Total			Saves / Shots						
		Saves	Shots	%	1-Pt All	1-Pt Spin	Spin	In-flight	Specialist	Direct Goal	6m
1	HOGH Andreas	1	6	17			1 / 2		0 / 3		0 / 1
8	NIELSEN Christian	0	5	0			0 / 5				
20	MORTENSEN Casper	6	19	32			3 / 8		2 / 9		1 / 2
Totals		7	30	23			4 / 15		2 / 12		1 / 3

Team Comparison

	1st Period				2nd Period			
	Croatia		Denmark		Croatia		Denmark	
	Goals/Shots	%	Goals/Shots	%	Goals/Shots	%	Goals/Shots	%
In-flight Shots			8 / 8	100			4 / 6	67
Spin Shots	3 / 8	38	5 / 6	83	3 / 6	50	3 / 5	60
Specialist Shots	3 / 5	60	1 / 2	50	7 / 7	100	2 / 2	100
1-Point Shots								
Direct Goal Shots								
6-meter Shots					2 / 3	67	2 / 2	100
1-Point Spin Shots								



TUE 12 AUG 2025
Start Time: 10:00

Results

Match No.: 21
Court 1

Croatia 2 vs 1 Denmark

Referees:
BRASIL Lucas (BRA)
SANTOS Victor (BRA)

1st Period: 12 - 28
2nd Period: 24 - 22
Shoot-out: 10 - 8

CRO - Croatia

No.	Name	Technical skills					
		Assists	Steals	Blocked Shots	Received 6m Fouls	Penalty Fouls	Turnovers
4	BOTIC Gabriel	1			1		2
5	JURIC Ivan						
10	BALIC Ante						
12	MALENICIC Stipe						
14	KLARIC Noa						
18	BURA Lucian						2
19	CVJETICANIN Fran					1	
27	KULIS Domagoj	1			2		
44	RUKLJAC Ivan						2
55	VALENTAKOVIC Valentino			1		1	
Team							
Totals		2		1	3	2	6

DEN - Denmark

No.	Name	Technical skills					
		Assists	Steals	Blocked Shots	Received 6m Fouls	Penalty Fouls	Turnovers
1	HOGH Andreas						
3	THOMSEN Mathias		1				
4	VILLUMSEN Jeppe					1	
5	LIND Mathies						
7	ANDERSEN Martin				1		
8	NIELSEN Christian						
11	JENSEN Frederik	13			1		1
19	ULRICHSEN Laurids					2	
20	MORTENSEN Casper						
23	ELBROND Simon						1
Team							
Totals		13	1		2	3	2

Running Score

CRO - DEN

1st Period

0	:	2	ELBROND S
0	:	4	ANDERSEN M
2	:	4	
2	:	6	ANDERSEN M
2	:	8	ANDERSEN M
2	:	10	ANDERSEN M
2	:	12	ANDERSEN M
2	:	14	ANDERSEN M
2	:	16	ANDERSEN M
4	:	16	
6	:	16	
6	:	18	ANDERSEN M
8	:	18	
8	:	20	ANDERSEN M
10	:	20	
10	:	22	NIELSEN C
12	:	22	
12	:	24	ANDERSEN M
12	:	26	NIELSEN C
12	:	28	JENSEN F

2nd Period

0	:	2	NIELSEN C
2	:	2	
2	:	4	ANDERSEN M
4	:	4	
4	:	6	NIELSEN C
6	:	6	
6	:	6	
8	:	8	ANDERSEN M
10	:	8	
10	:	10	ELBROND S
12	:	10	
14	:	10	
14	:	12	ANDERSEN M
14	:	14	ANDERSEN M
16	:	14	
16	:	16	ANDERSEN M
18	:	16	
18	:	18	ELBROND S
20	:	18	
20	:	20	ANDERSEN M
20	:	22	JENSEN F
22	:	22	
24	:	22	

Shoot-out

2	:	0	
2	:	2	NIELSEN C
4	:	2	
4	:	4	JENSEN F
6	:	4	
6	:	6	ELBROND S
8	:	6	
8	:	8	LIND M
10	:	8	

Legend:							
%	Efficiency	1-Pt	1-Point-Shots	1-Pt Spin	1-Point-Spin Shots	DR	Disqualification with Report
GG	Golden Goal	No.	Number	P6m	6m Penalty Shots	Spin	Spin Shots
S	Suspension	S+D	Suspension+Disqualification				



TUE 12 AUG 2025
Start Time: 15:30

Start List

Match No.: 23
Court 1

ESP - BRA

Referees: DEITERS Bjarne (GER) / STUMPFE Jesper (GER)

Technical Delegate A: OPAVA Jiri (CZE)

Technical Delegate B: LI Dian (CHN)

ESP - Spain

No.	Name	Date of Birth	Competition Statistics						
			MP	Points	1-Pt	2-Pt	S	S+D	DR
1	CALLEJA CABORNERO Victor	8 NOV 2003	5						
2	RAMIREZ DOMINGUEZ Manuel	25 JUL 2001	5	19	1/2	9/13			
3	ARANGUEZ CABRERA Ivan	28 DEC 1999	5						
4	PEREZ DOMINGUEZ Marcos Antonio	12 OCT 2006	5	2		1/1	1	1	
5	CASTRO DUARTE Alberto	13 JUL 1994	5	23	1/1	11/13	2		
6	MARTIN RUIZ Pablo	5 JAN 2001	5	45	1/1	22/32			
7	CERVERA PEREZ DE VARGAS Gonzalo Man	29 APR 1992	5	57	1/3	28/48			
10	ORTOLA LOPEZ Adria	14 JUL 1995	5	6		3/5	5	2	
16	MIRANDA SIRVENT Mario	31 MAR 2006	5	50		25/39			
77	PELAEZ VALLEJO Rodrigo	16 MAR 2004	5				2		
Head Coach RUEDA ROMAN Miguel Cristobal			Total	202	4/7	99/151	10	3	

ESP Played		
PR	DEN	2-1
PR	CHN	2-0
PR	TUN	2-0
QF	CRO	2-0
SF	POR	1-2

BRA - Brazil

No.	Name	Date of Birth	Competition Statistics						
			MP	Points	1-Pt	2-Pt	S	S+D	DR
1	ROSSA Cristiano	21 FEB 1986	5						
2	da SILVA Pedro	11 DEC 1997	5	49	1/1	24/31			
3	CARVALHO Renan	3 NOV 1992	5	67	1/1	33/51			
4	de OLIVEIRA Andre	31 MAY 1999	5	8		4/4	2	1	
5	AMARAL Nailson	3 JUL 1990	5	56	2/2	27/39			
6	OLIVEIRA Bruno	29 DEC 1985	5	30	2/2	14/20	2		
7	GONCALVES Rai	20 MAR 2005	5	4		2/3			
8	FERNANDES Hugo	31 OCT 1995	5				2		
11	TULLER Marcelo	18 APR 1995	5	4		2/4	4		
12	MORAIS Gustavo	18 NOV 2004	5						
Head Coach GUERRA Antonio			Total	218	6/6	106/152	10	1	

BRA Played		
PR	POR	2-1
PR	CRO	2-0
PR	GER	2-1
QF	CHN	2-0
SF	GER	1-2

Note:
Players below the bold line are not playing in this match

Legend:						
1-Pt	1-Point Shots	2-Pt	2-Point Shots	DR	Disqualification+Report	MP
No.	Uniform Number	PR	Preliminary Round	QF	Quarterfinal	SF
S	Suspensions	S+D	Suspensions+Disqualifications			
						Matches played
						Semifinal



MATCH AND REFEREES REPORT

BEACH HANDBALL

<input type="checkbox"/>	WCh
<input type="checkbox"/>	Continental
<input type="checkbox"/>	Youth Olympics

<input type="checkbox"/>	World Cup
<input type="checkbox"/>	International Match
<input checked="" type="checkbox"/>	World Games

<input checked="" type="checkbox"/>	Men
<input type="checkbox"/>	Men's J
<input type="checkbox"/>	Men's Y

<input type="checkbox"/>	Women
<input type="checkbox"/>	Women's J
<input type="checkbox"/>	Women's Y

Matchnumber

M23

A / Home Team

B / Away Team

Final Result

Spain			Brazil			
Place	Court No.	Date	Time	Spectators	Report follows	
Chengdu (CHN)	1	12/08/2025	15:30	550	YES	

1 : 2

No.	Team A	P	S	S+D	DR
1	CALLEJA CABORNERO Victor				
2	RAMIREZ DOMINGUEZ Manuel	7			
3	ARANGUEZ CABRERA Ivan				
4	PEREZ DOMINGUEZ Marcos Antonio		6:36		
5	CASTRO DUARTE Alberto	2			
6	MARTIN RUIZ Pablo	10			
7	CERVERA PEREZ DE VARGAS Gonzalo Man	4			
10	ORTOLA LOPEZ Adria		4:01	13:46	
16	MIRANDA SIRVENT Mario	18			
77	PELAEZ VALLEJO Rodrigo		15:30		
A	RUEDA ROMAN Miguel Cristobal				
B	NAVARRO GUIJO Jose Antonio				
C	VERAS SILVA Rafael Laert				
D	CALVILLO RODA Jose Maria				
Sign. Off. A			TTO	9:31	5:39

No.	Team B	P	S	S+D	DR
1	ROSSA Cristiano				
2	da SILVA Pedro	6			
3	CARVALHO Renan	20			
4	de OLIVEIRA Andre	2	7:50		
5	AMARAL Nailson	2			11:40
6	OLIVEIRA Bruno	4			
7	GONCALVES Rai	13			
8	FERNANDES Hugo		14:26		
11	TULLER Marcelo		8:34	10:18	
12	MORAIS Gustavo				
A	GUERRA Antonio				
B	NUNES de ALMEIDA Thiago				
C	LOPES EUFRAZIO Marbsam Natanael				
D	da SILVA Erick Marques				
Sign. Off. A			TTO	9:50	9:51

Referees	Nat.	Signature
1	DEITERS Bjarne	GER
2	STUMPFE Jesper	GER

Technical Delegates	Nat.	Signature
A	OPAVA Jiri	CZE
B	LI Dian	CHN

1st Period					
A	P	B	A	P	B
	1			26	
6	2	2		27	
	3			28	
7	4	3		29	
	5			30	
2	6	3		31	
	7			32	
6	8	3		33	
	9			34	
16	10	5		35	
	11			36	
16	12	2		37	
	13			38	
16	14	2		39	
	15			40	
7	16	3		41	
	17			42	
16	18	3		43	
	19			44	
6	20	3		45	
	21			46	
16	22	6		47	
2	23			48	
	24			49	
	25			50	

2nd Period					
A	P	B	A	P	B
	1			26	
6	2	3		27	
	3			28	
16	4	7		29	
	5			30	
16	6	7		31	
	7			32	
16	8	7		33	
	9			34	
2	10	7		35	
	11			36	
6	12	6		37	
	13			38	
	14	7		39	
	15			40	
	16	3		41	
	17	7		42	
	18			43	
	19			44	
	20			45	
	21			46	
	22			47	
	23			48	
	24			49	
	25			50	

1st Period	23 - 22 (GG)	2nd Period	12 - 17
Result	1 - 0	Result	0 - 1
Shoot-out		Shoot-out	6 - 8
		Result	0 - 1

Spain

No.	5	16	7	2	6						
DG											
6m											
P	2	2	/	2	/						
Brazil											
No.	4	3	12	7	6						
DG											
6m					3						
P	2	2	/	2	2						

Legend:	6m	DG	DR	GG
No.	6-metre-shot	Direct Goal	Disqualification with Report	Golden Goal
S+D	Number	Off.	Points	Suspension
	Suspension and Disqualification	Sign.	Team Timeout	



TUE 12 AUG 2025
Start Time: 15:30

Results

Match No.: 23
Court 1

Spain 1 vs 2 Brazil

Referees:
DEITERS Bjarne (GER)
STUMPFJE Jesper (GER)

1st Period: 23 - 22 (GG)
2nd Period: 12 - 17
Shoot-out: 6 - 8

ESP - Spain

Headcoach: RUEDA ROMAN Miguel Cristobal

Team Timeouts: 9:31 5:39

No.	Name	Total				Goals / Shots							Punishments		
		Points	Goals	Shots	%	1-Pt All	1-Pt Spin	Spin	In-flight	Specialist	Direct Goal	6m	S	S+D	DR
1	CALLEJA CABORNERO Victor		0	1	0						0 / 1				
2	RAMIREZ DOMINGUEZ Manuel	7	4	5	80	1 / 1		1 / 2		2 / 2					
3	ARANGUEZ CABRERA Ivan														
4	PEREZ DOMINGUEZ Marcos Antonio												1		
5	CASTRO DUARTE Alberto	2	1	1	100			1 / 1							
6	MARTIN RUIZ Pablo	10	5	6	83			0 / 1		3 / 3		2 / 2			
7	CERVERA PEREZ DE VARGAS Gonzalo Man	4	2	6	33			2 / 6							
10	ORTOLA LOPEZ Adria		0	1	0			0 / 1					1	1	
16	MIRANDA SIRVENT Mario	18	9	11	82			9 / 11							
77	PELAEZ VALLEJO Rodrigo												1		
Bench/Team															
Totals		41	21	31	68	1 / 1		13 / 22		5 / 5	0 / 1	2 / 2	3	1	

No.	Goalkeeper	Total			Saves / Shots						
		Saves	Shots	%	1-Pt All	1-Pt Spin	Spin	In-flight	Specialist	Direct Goal	6m
1	CALLEJA CABORNERO Victor	0	10	0	0 / 1		0 / 5	0 / 2			0 / 2
3	ARANGUEZ CABRERA Ivan	4	18	22			4 / 13	0 / 3	0 / 1		0 / 1
5	CASTRO DUARTE Alberto										
6	MARTIN RUIZ Pablo										
Totals		4	28	14	0 / 1		4 / 18	0 / 5	0 / 1		0 / 3

BRA - Brazil

Headcoach: GUERRA Antonio

Team Timeouts: 9:50 9:51

No.	Name	Total				Goals / Shots							Punishments		
		Points	Goals	Shots	%	1-Pt All	1-Pt Spin	Spin	In-flight	Specialist	Direct Goal	6m	S	S+D	DR
1	ROSSA Cristiano														
2	da SILVA Pedro	6	3	3	100				3 / 3						
3	CARVALHO Renan	20	10	13	77			5 / 7	1 / 1	1 / 2		3 / 3			
4	de OLIVEIRA Andre	2	1	1	100			1 / 1					1		
5	AMARAL Nailson	2	1	1	100				1 / 1						1
6	OLIVEIRA Bruno	4	2	3	67			2 / 3							
7	GONCALVES Rai	13	7	9	78	1 / 1		6 / 8							
8	FERNANDES Hugo												1		
11	TULLER Marcelo												1	1	
12	MORAIS Gustavo		0	1	0				0 / 1						
Bench/Team															
Totals		47	24	31	77	1 / 1		14 / 19	5 / 6	1 / 2		3 / 3	3	1	1

No.	Goalkeeper	Total			Saves / Shots						
		Saves	Shots	%	1-Pt All	1-Pt Spin	Spin	In-flight	Specialist	Direct Goal	6m
1	ROSSA Cristiano	6	26	23	0 / 1		6 / 18		0 / 5		0 / 2
3	CARVALHO Renan										
4	de OLIVEIRA Andre	0	1	0			0 / 1				
6	OLIVEIRA Bruno										
8	FERNANDES Hugo	1	1	100			1 / 1				
Totals		7	28	25	0 / 1		7 / 20		0 / 5		0 / 2



TUE 12 AUG 2025
Start Time: 15:30

Results

Match No.: 23
Court 1

Team Comparison	1st Period				2nd Period			
	Spain		Brazil		Spain		Brazil	
	Goals/Shots	%	Goals/Shots	%	Goals/Shots	%	Goals/Shots	%
In-flight Shots			5 / 5	100				
Spin Shots	7 / 11	64	5 / 7	71	3 / 6	50	6 / 9	67
Specialist Shots	2 / 2	100			3 / 3	100	1 / 2	50
1-Point Shots	1 / 1	100					1 / 1	100
Direct Goal Shots					0 / 1	0		
6-meter Shots	2 / 2	100	1 / 1	100			1 / 1	100
1-Point Spin Shots								



TUE 12 AUG 2025
Start Time: 15:30

Results

Match No.: 23
Court 1

Spain 1 vs 2 Brazil

Referees:
DEITERS Bjarne (GER)
STUMPFJE Jesper (GER)

1st Period: 23 - 22 (GG)
2nd Period: 12 - 17
Shoot-out: 6 - 8

ESP - Spain

No.	Name	Technical skills					
		Assists	Steals	Blocked Shots	Received 6m Fouls	Penalty Fouls	Turnovers
1	CALLEJA CABORNERO Victor						
2	RAMIREZ DOMINGUEZ Manuel						2
3	ARANGUEZ CABRERA Ivan						
4	PEREZ DOMINGUEZ Marcos Antonio			2		1	
5	CASTRO DUARTE Alberto						
6	MARTIN RUIZ Pablo						1
7	CERVERA PEREZ DE VARGAS Gonzalo Man						1
10	ORTOLA LOPEZ Adria						1
16	MIRANDA SIRVENT Mario	2			2		1
77	PELAEZ VALLEJO Rodrigo		1			1	
Team							
Totals		2	1	2	2	2	6

BRA - Brazil

No.	Name	Technical skills					
		Assists	Steals	Blocked Shots	Received 6m Fouls	Penalty Fouls	Turnovers
1	ROSSA Cristiano						
2	da SILVA Pedro	1					1
3	CARVALHO Renan	1					
4	de OLIVEIRA Andre						
5	AMARAL Nailson						2
6	OLIVEIRA Bruno	4			2		1
7	GONCALVES Rai						1
8	FERNANDES Hugo						
11	TULLER Marcelo						
12	MORAIS Gustavo		1	1		2	
Team							
Totals		6	1	1	2	2	5

Running Score

ESP - BRA

1st Period	
0 : 2	da SILVA P
MARTIN RUIZ P 2 : 2	
CERVERA PEREZ de V 4 : 2	
4 : 4	CARVALHO R
RAMIREZ DOMINGUEZ 6 : 4	
MARTIN RUIZ P 8 : 4	
8 : 6	CARVALHO R
MIRANDA SIRVENT M 10 : 6	
10 : 8	CARVALHO R
10 : 10	AMARAL N
MIRANDA SIRVENT M 12 : 10	
MIRANDA SIRVENT M 14 : 10	
14 : 12	da SILVA P
CERVERA PEREZ de V 16 : 12	
16 : 14	da SILVA P
MIRANDA SIRVENT M 18 : 14	
18 : 16	CARVALHO R
18 : 18	CARVALHO R
MARTIN RUIZ P 20 : 18	
20 : 20	CARVALHO R
MIRANDA SIRVENT M 22 : 20	
22 : 22	OLIVEIRA B
RAMIREZ DOMINGUEZ 23 (GG) 22	
2nd Period	
0 : 2	CARVALHO R
0 : 4	GONCALVES R
0 : 6	GONCALVES R
0 : 8	GONCALVES R
MARTIN RUIZ P 2 : 8	
2 : 10	GONCALVES R
MIRANDA SIRVENT M 4 : 10	
4 : 12	OLIVEIRA B
MIRANDA SIRVENT M 6 : 12	
6 : 14	GONCALVES R
MIRANDA SIRVENT M 8 : 14	
8 : 16	CARVALHO R
RAMIREZ DOMINGUEZ 10 : 16	
10 : 17	GONCALVES R
MARTIN RUIZ P 12 : 17	
Shoot-out	
0 : 2	de OLIVEIRA A
2 : 2	
2 : 4	CARVALHO R
MIRANDA SIRVENT M 4 : 4	
4 : 6	GONCALVES R
RAMIREZ DOMINGUEZ 6 : 6	
6 : 8	CARVALHO R

Legend:							
%	Efficiency	1-Pt	1-Point-Shots	1-Pt Spin	1-Point-Spin Shots	DR	Disqualification with Report
GG	Golden Goal	No.	Number	P6m	6m Penalty Shots	Spin	Spin Shots
S	Suspension	S+D	Suspension+Disqualification				



TUE 12 AUG 2025
Start Time: 17:30

Start List

Match No.: 24
Court 1

POR - GER

Referees: BARTKOWIAK Sylwia (POL) / LAKOMY Weronika Monika (POL)

Technical Delegate A: CALDAS Luiz Filipe (BRA)

Technical Delegate B: OPAVA Jiri (CZE)

POR - Portugal

No.	Name	Date of Birth	Competition Statistics					
			MP	Points	1-Pt	2-Pt	S	S+D
3	GOMES Rodrigo	3 APR 2004	5	40		20/26		
10	RODRIGUES Rui	26 FEB 1994	5	2		1/1	3	
11	SANTOS Simao	13 FEB 1998	4	24	0/1	12/18		1
13	COSTA Tiago	13 AUG 1996	5	71	3/5	34/42		
14	SANTOS Francisco	24 FEB 1996	5	3	1/1	1/2	1	
18	SILVA Jose	9 FEB 1993	5	31	1/2	15/20		
19	REBELO Jose	15 MAY 1996	5			0/2	1	
24	RIBEIRO Miguel	9 APR 2003	5				1	
33	FERREIRA Diogo	17 JUN 2001	5	46	0/1	23/43		
86	CASTRO Ricardo	12 AUG 1986	5	2		1/2		
Head Coach SERRANO Pedro (ESP)			Total	219	5/10	107/156	6	1

POR Played		
PR	BRA	1-2
PR	GER	2-1
PR	CRO	2-0
QF	TUN	2-1
SF	ESP	2-1

GER - Germany

No.	Name	Date of Birth	Competition Statistics					
			MP	Points	1-Pt	2-Pt	S	S+D
2	WORMANN Lennart	4 DEC 2004	5	34		17/26		
3	LIEBECK Lennart	23 DEC 2004	5	28		14/19		
6	ZELSER Lars Thomas	17 FEB 2004	5	47	1/1	23/30		
7	GUNTHER Timo Felix	24 MAR 1999	5	10		5/11		
10	HERR Jannis Michel	10 OCT 2006	5	63	1/1	31/47		
12	ZEYEN Tobias	3 FEB 1999	5				3	
13	HENRICH Severin Henner	1 JAN 2002	5	6		3/5	2	
14	PRAHST Hendrik	25 APR 2000	5				2	
18	JOHN Robin	27 JUL 1991	5	40		20/27		
26	EBERT Moritz Nikolaus	26 OCT 2000	5	4		2/3		
Head Coach FRANKE Marten Alexander			Total	232	2/2	115/168	8	

GER Played		
PR	CRO	2-1
PR	POR	1-2
PR	BRA	1-2
QF	DEN	2-1
SF	BRA	2-1

Note:
Players below the bold line are not playing in this match

Legend:							
1-Pt	1-Point Shots	2-Pt	2-Point Shots	DR	Disqualification+Report	MP	Matches played
No.	Uniform Number	PR	Preliminary Round	QF	Quarterfinal	SF	Semifinal
S	Suspensions	S+D	Suspensions+Disqualifications				



MATCH AND REFEREES REPORT BEACH HANDBALL

<input type="checkbox"/>	WCh
<input type="checkbox"/>	Continental
<input type="checkbox"/>	Youth Olympics

<input type="checkbox"/>	World Cup
<input type="checkbox"/>	International Match
<input checked="" type="checkbox"/>	World Games

<input checked="" type="checkbox"/>	Men
<input type="checkbox"/>	Men's J
<input type="checkbox"/>	Men's Y

<input type="checkbox"/>	Women
<input type="checkbox"/>	Women's J
<input type="checkbox"/>	Women's Y

Matchnumber

M24

A / Home Team

B / Away Team

Final Result

Portugal			Germany			
Place	Court No.	Date	Time	Spectators	Report follows	
Chengdu (CHN)	1	12/08/2025	17:30	800	NO	

1 : 2

No.	Team A	P	S	S+D	DR
3	GOMES Rodrigo	10			
10	RODRIGUES Rui	2			
11	SANTOS Simao	8			
13	COSTA Tiago	13			
14	SANTOS Francisco		16:40		
18	SILVA Jose	12			
19	REBELO Jose				
24	RIBEIRO Miguel				
33	FERREIRA Diogo				
86	CASTRO Ricardo				
A	SERRANO Pedro				
B	ALBUQUERQUE Tiago				
C	BALSEIRO Erica				
D					
Sign. Off. A		TTO	-	-	

No.	Team B	P	S	S+D	DR
2	WORMANN Lennart	14			
3	LIEBECK Lennart	4			
6	ZELSER Lars Thomas	2			
7	GUNTHER Timo Felix				
10	HERR Jannis Michel	16			
12	ZEYEN Tobias				
13	HENRICH Severin Henner				
14	PRAHST Hendrik				
18	JOHN Robin	5			
26	EBERT Moritz Nikolaus	4			
A	FRANKE Marten Alexander				
B	BANSA Konrad				
C	STRACKE Christina				
D	DR. DREYER Florian Joseph Heiner				
Sign. Off. A		TTO	6:32	9:51	

Referees	Nat.	Signature
1 BARTKOWIAK Sylwia	POL	
2 LAKOMY Weronika Monika	POL	

Technical Delegates	Nat.	Signature
A CALDAS Luiz Filipe	BRA	
B OPAVA Jiri	CZE	

1st Period					
A	P	B	A	P	B
	1			26	
13	2	18		27	
	3			28	
3	4	10		29	
	5			30	
11	6	18		31	
	7			32	
13	8	2		33	
	9			34	
3	10	26		35	
	11			36	
11	12	2		37	
	13			38	
18	14	10		39	
13	15			40	
	16	26		41	
11	17			42	
	18	10		43	
18	19			44	
	20			45	
13	21			46	
	22			47	
	23			48	
	24			49	
	25			50	

2nd Period					
A	P	B	A	P	B
	1			26	
13	2	10		27	
	3			28	
18	4	3		29	
	5			30	
18	6	2		31	
	7			32	
3	8	10		33	
	9			34	
18	10	2		35	
	11			36	
3	12	10		37	
	13			38	
13	14	2		39	
	15			40	
13	16	10		41	
	17			42	
18	18	2		43	
	19	18		44	
	20			45	
	21			46	
	22			47	
	23			48	
	24			49	
	25			50	

1st Period	21 - 18	2nd Period	18 - 19
Result	1 - 0	Result	0 - 1
Shoot-out		Shoot-out	6 - 8
		Result	0 - 1

Portugal

No.	11	13	3	10	14						
DG											
6m											
P	2	/	2	2	/						
Germany											
No.	13	10	3	6	2						
DG											
6m											
P	/	2	2	2	2						

Legend:	6m	6-metre-shot	DG	Direct Goal	DR	Disqualification with Report	GG	Golden Goal
No.	Number		Off.	Official	P	Points	S	Suspension
S+D	Suspension and Disqualification		Sign.	Signature	TTO	Team Timeout		



TUE 12 AUG 2025
Start Time: 17:30

Results

Match No.: 24
Court 1

Portugal 1 vs 2 Germany

Referees:
BARTKOWIAK Sylwia (POL)
LAKOMY Weronika Monika (POL)

1st Period: 21 - 18
2nd Period: 18 - 19
Shoot-out: 6 - 8

POR - Portugal

Headcoach: SERRANO Pedro

No.	Name	Total				Goals / Shots							Punishments		
		Points	Goals	Shots	%	1-Pt All	1-Pt Spin	Spin	In-flight	Specialist	Direct Goal	6m	S	S+D	DR
3	GOMES Rodrigo	10	5	9	56			5 / 9							
10	RODRIGUES Rui	2	1	1	100			1 / 1							
11	SANTOS Simao	8	4	5	80			1 / 1	3 / 4						
13	COSTA Tiago	13	7	12	58	1 / 1		4 / 9				2 / 2			
14	SANTOS Francisco		0	1	0			0 / 1					1		
18	SILVA Jose	12	6	7	86					6 / 7					
19	REBELO Jose														
24	RIBEIRO Miguel														
33	FERREIRA Diogo		0	1	0			0 / 1							
86	CASTRO Ricardo														
Bench/Team															
Totals		45	23	36	64	1 / 1		11 / 22	3 / 4	6 / 7		2 / 2	1		

No.	Goalkeeper	Total			Saves / Shots						
		Saves	Shots	%	1-Pt All	1-Pt Spin	Spin	In-flight	Specialist	Direct Goal	6m
14	SANTOS Francisco	0	1	0			0 / 1				
86	CASTRO Ricardo	8	30	27	0 / 1		5 / 15	1 / 5	1 / 6	0 / 2	1 / 1
Totals		8	31	26	0 / 1		5 / 16	1 / 5	1 / 6	0 / 2	1 / 1

GER - Germany

Headcoach: FRANKE Marten Alexander

Team Timeouts: 6:32 9:51

No.	Name	Total				Goals / Shots							Punishments		
		Points	Goals	Shots	%	1-Pt All	1-Pt Spin	Spin	In-flight	Specialist	Direct Goal	6m	S	S+D	DR
2	WORMANN Lennart	14	7	8	88			4 / 4	0 / 1	3 / 3					
3	LIEBECK Lennart	4	2	4	50			2 / 4							
6	ZELSER Lars Thomas	2	1	3	33			1 / 3							
7	GUNTHER Timo Felix														
10	HERR Jannis Michel	16	8	11	73			4 / 7	4 / 4						
12	ZEYEN Tobias														
13	HENRICH Severin Henner		0	1	0			0 / 1							
14	PRAHST Hendrik														
18	JOHN Robin	5	3	6	50	1 / 1				2 / 4		0 / 1			
26	EBERT Moritz Nikolaus	4	2	3	67						2 / 3				
Bench/Team															
Totals		45	23	36	64	1 / 1		11 / 19	4 / 5	5 / 7	2 / 3	0 / 1			

No.	Goalkeeper	Total			Saves / Shots						
		Saves	Shots	%	1-Pt All	1-Pt Spin	Spin	In-flight	Specialist	Direct Goal	6m
26	EBERT Moritz Nikolaus	6	29	21	0 / 1		4 / 15	1 / 4	1 / 7		0 / 2
Totals		6	29	21	0 / 1		4 / 15	1 / 4	1 / 7		0 / 2

Team Comparison

	1st Period				2nd Period			
	Portugal		Germany		Portugal		Germany	
	Goals/Shots	%	Goals/Shots	%	Goals/Shots	%	Goals/Shots	%
In-flight Shots	3 / 4	75	2 / 3	67			2 / 2	100
Spin Shots	3 / 8	38	1 / 6	17	5 / 9	56	6 / 8	75
Specialist Shots	2 / 2	100	4 / 5	80	4 / 5	80	1 / 2	50
1-Point Shots	1 / 1	100					1 / 1	100
Direct Goal Shots			2 / 2	100			0 / 1	0
6-meter Shots	2 / 2	100					0 / 1	0
1-Point Spin Shots								



TUE 12 AUG 2025
Start Time: 17:30

Results

Match No.: 24
Court 1

Portugal 1 vs 2 Germany

Referees:
BARTKOWIAK Sylwia (POL)
LAKOMY Weronika Monika (POL)

1st Period: 21 - 18
2nd Period: 18 - 19
Shoot-out: 6 - 8

POR - Portugal

No.	Name	Technical skills					
		Assists	Steals	Blocked Shots	Received 6m Fouls	Penalty Fouls	Turnovers
3	GOMES Rodrigo	3					2
10	RODRIGUES Rui		1				
11	SANTOS Simao						
13	COSTA Tiago				1		1
14	SANTOS Francisco			1		1	
18	SILVA Jose	1			1		
19	REBELO Jose						
24	RIBEIRO Miguel						
33	FERREIRA Diogo						
86	CASTRO Ricardo						
Team							
Totals		4	1	1	2	1	3

GER - Germany

No.	Name	Technical skills					
		Assists	Steals	Blocked Shots	Received 6m Fouls	Penalty Fouls	Turnovers
2	WORMANN Lennart				1		3
3	LIEBECK Lennart						
6	ZELSER Lars Thomas	3					1
7	GUNTHER Timo Felix	1					1
10	HERR Jannis Michel						
12	ZEYEN Tobias						
13	HENRICH Severin Henner		1	2		1	
14	PRAHST Hendrik					1	
18	JOHN Robin						
26	EBERT Moritz Nikolaus						
Team							
Totals		4	1	2	1	2	5

Running Score POR - GER

1st Period
0 : 2 JOHN R
COSTA T 2 : 2
GOMES R 4 : 2
4 : 4 HERR JM
SANTOS S 6 : 4
COSTA T 8 : 4
GOMES R 10 : 4
10 : 6 JOHN R
SANTOS S 12 : 6
SILVA J 14 : 6
COSTA T 15 : 6
15 : 8 WORMANN L
15 : 10 EBERT MN
SANTOS S 17 : 10
17 : 12 WORMANN L
17 : 14 HERR JM
SILVA J 19 : 14
19 : 16 EBERT MN
COSTA T 21 : 16
21 : 18 HERR JM

2nd Period
0 : 2 HERR JM
0 : 4 LIEBECK L
COSTA T 2 : 4
SILVA J 4 : 4
4 : 6 WORMANN L
4 : 8 HERR JM
SILVA J 6 : 8
6 : 10 WORMANN L
GOMES R 8 : 10
8 : 12 HERR JM
8 : 14 WORMANN L
SILVA J 10 : 14
10 : 16 HERR JM
GOMES R 12 : 16
COSTA T 14 : 16
COSTA T 16 : 16
16 : 18 WORMANN L
SILVA J 18 : 18
18 : 19 JOHN R

Shoot-out
SANTOS S 2 : 0
2 : 2 HERR JM
2 : 4 LIEBECK L
GOMES R 4 : 4
4 : 6 ZELSER LT
RODRIGUES R 6 : 6
6 : 8 WORMANN L

Legend:							
%	Efficiency	1-Pt	1-Point-Shots	1-Pt Spin	1-Point-Spin Shots	DR	Disqualification with Report
GG	Golden Goal	No.	Number	P6m	6m Penalty Shots	Spin	Spin Shots
S	Suspension	S+D	Suspension+Disqualification				



MON 11 AUG 2025
Start Time: 16:20

Start List

Match No.: 19
Court 1

ESP - POR

Referees: BRASIL Lucas (BRA) / SANTOS Wictor (BRA)

Technical Delegate A: ROLLAND Jerome (FRA)
Technical Delegate B: LI Dian (CHN)

ESP - Spain

No.	Name	Date of Birth	Competition Statistics						
			MP	Points	1-Pt	2-Pt	S	S+D	DR
1	CALLEJA CABORNERO Victor	8 NOV 2003	4						
2	RAMIREZ DOMINGUEZ Manuel	25 JUL 2001	4	19	1/2	9/12			
3	ARANGUEZ CABRERA Ivan	28 DEC 1999	4						
4	PEREZ DOMINGUEZ Marcos Antonio	12 OCT 2006	4	2		1/1	1	1	
5	CASTRO DUARTE Alberto	13 JUL 1994	4	15	1/1	7/8	2		
6	MARTIN RUIZ Pablo	5 JAN 2001	4	35	1/1	17/23			
7	CERVERA PEREZ DE VARGAS Gonzalo Man	29 APR 1992	4	45	1/3	22/38			
10	ORTOLA LOPEZ Adria	14 JUL 1995	4	6		3/4	4	2	
16	MIRANDA SIRVENT Mario	31 MAR 2006	4	44		22/34			
77	PELAEZ VALLEJO Rodrigo	16 MAR 2004	4				2		
Head Coach RUEDA ROMAN Miguel Cristobal			Total	166	4/7	81/120	9	3	

ESP Played		
PR	DEN	2-1
PR	CHN	2-0
PR	TUN	2-0
QF	CRO	2-0

POR - Portugal

No.	Name	Date of Birth	Competition Statistics						
			MP	Points	1-Pt	2-Pt	S	S+D	DR
3	GOMES Rodrigo	3 APR 2004	4	30		15/20			
10	RODRIGUES Rui	26 FEB 1994	4	2		1/1	2		
11	SANTOS Simao	13 FEB 1998	3	16	0/1	8/10			1
13	COSTA Tiago	13 AUG 1996	4	61	3/5	29/35			
14	SANTOS Francisco	24 FEB 1996	4	3	1/1	1/1	1		
18	SILVA Jose	9 FEB 1993	4	24	0/1	12/17			
19	REBELO Jose	15 MAY 1996	4			0/2	1		
24	RIBEIRO Miguel	9 APR 2003	4				1		
33	FERREIRA Diogo	17 JUN 2001	4	42		21/39			
86	CASTRO Ricardo	12 AUG 1986	4	2		1/2			
Head Coach SERRANO Pedro (ESP)			Total	180	4/8	88/127	5		1

POR Played		
PR	BRA	1-2
PR	GER	2-1
PR	CRO	2-0
QF	TUN	2-1

Note:
Players below the bold line are not playing in this match

Legend:
1-Pt 1-Point Shots **2-Pt** 2-Point Shots **DR** Disqualification+Report **MP** Matches played
No. Uniform Number **PR** Preliminary Round **QF** Quarterfinal **S** Suspensions
S+D Suspensions+Disqualifications



MATCH AND REFEREES REPORT

BEACH HANDBALL

<input type="checkbox"/>	WCh
<input type="checkbox"/>	Continental
<input type="checkbox"/>	Youth Olympics

<input type="checkbox"/>	World Cup
<input type="checkbox"/>	International Match
<input checked="" type="checkbox"/>	World Games

<input checked="" type="checkbox"/>	Men
<input type="checkbox"/>	Men's J
<input type="checkbox"/>	Men's Y

<input type="checkbox"/>	Women
<input type="checkbox"/>	Women's J
<input type="checkbox"/>	Women's Y

Matchnumber

M19

A / Home Team

B / Away Team

Final Result

Spain			Portugal			
Place	Court No.	Date	Time	Spectators	Report follows	
Chengdu (CHN)	1	11/08/2025	16:20	580	NO	

1 : 2

No.	Team A	P	S	S+D	DR
1	CALLEJA CABORNERO Victor				
2	RAMIREZ DOMINGUEZ Manuel				
3	ARANGUEZ CABRERA Ivan				
4	PEREZ DOMINGUEZ Marcos Antonio				
5	CASTRO DUARTE Alberto	8			
6	MARTIN RUIZ Pablo	10			
7	CERVERA PEREZ DE VARGAS Gonzalo Man	12			
10	ORTOLA LOPEZ Adria		5:07		
16	MIRANDA SIRVENT Mario	6			
77	PELAEZ VALLEJO Rodrigo				
A	RUEDA ROMAN Miguel Cristobal				
B	NAVARRO GUIJO Jose Antonio				
C	VERAS SILVA Rafael Laert				
D	CALVILLO RODA Jose Maria				
Sign. Off. A		TTO	7:51	9:30	

No.	Team B	P	S	S+D	DR
3	GOMES Rodrigo	10			
10	RODRIGUES Rui		5:25		
11	SANTOS Simao	8			
13	COSTA Tiago	10			
14	SANTOS Francisco				
18	SILVA Jose	7			
19	REBELO Jose				
24	RIBEIRO Miguel				
33	FERREIRA Diogo	4			
86	CASTRO Ricardo				
A	SERRANO Pedro				
B	ALBUQUERQUE Tiago				
C	BALSEIRO Erica				
D					
Sign. Off. A		TTO	9:41	9:46	

Referees	Nat.	Signature
1	BRASIL Lucas	BRA
2	SANTOS Wictor	BRA

Technical Delegates	Nat.	Signature
A	ROLLAND Jerome	FRA
B	LI Dian	CHN

1st Period					
A	P	B	A	P	B
	1			26	
7	2	11		27	
	3			28	
6	4	3		29	
	5			30	
16	6	11		31	
	7			32	
6	8	18		33	
	9			34	
7	10	13		35	
	11			36	
7	12	33		37	
	13			38	
16	14	33		39	
	15			40	
	16	18		41	
	17			42	
	18			43	
	19			44	
	20			45	
	21			46	
	22			47	
	23			48	
	24			49	
	25			50	

2nd Period					
A	P	B	A	P	B
	1			26	
6	2	13		27	
	3			28	
5	4	11		29	
	5			30	
6	6	13		31	
	7			32	
7	8	11		33	
	9			34	
5	10	18		35	
	11			36	
5	12	3		37	
	13			38	
6	14	3		39	
	15			40	
7	16	13		41	
	17			42	
16	18	3		43	
	19			44	
7	20			45	
	21			46	
	22			47	
	23			48	
	24			49	
	25			50	

1st Period	14 - 16	2nd Period	20 - 18
Result	0 - 1	Result	1 - 0
Shoot-out		Shoot-out	2 - 5
		Result	0 - 1

Spain

No.	5	10	7	16						
DG										
6m										
P	2	/	/	/						
Portugal										
No.	11	13	3	14	18					
DG										
6m										
P	/	2	2	/	1					

Legend:
6m 6-metre-shot
No. Number
S+D Suspension and Disqualification
DG Direct Goal
Off. Official
Sign. Signature
DR Disqualification with Report
P Points
TTO Team Timeout
GG Golden Goal
S Suspension



MON 11 AUG 2025
Start Time: 16:20

Results

Match No.: 19
Court 1

Spain 1 vs 2 Portugal

Referees:
BRASIL Lucas (BRA)
SANTOS Wictor (BRA)

1st Period: 14 - 16
2nd Period: 20 - 18
Shoot-out: 2 - 5

ESP - Spain

Headcoach: RUEDA ROMAN Miguel Cristobal

Team Timeouts: 7:51 9:30

No.	Name	Total				Goals / Shots							Punishments		
		Points	Goals	Shots	%	1-Pt All	1-Pt Spin	Spin	In-flight	Specialist	Direct Goal	6m	S	S+D	DR
1	CALLEJA CABORNERO Victor														
2	RAMIREZ DOMINGUEZ Manuel		0	1	0			0 / 1							
3	ARANGUEZ CABRERA Ivan														
4	PEREZ DOMINGUEZ Marcos Antonio														
5	CASTRO DUARTE Alberto	8	4	5	80			4 / 5							
6	MARTIN RUIZ Pablo	10	5	9	56					5 / 8		0 / 1			
7	CERVERA PEREZ DE VARGAS Gonzalo Man	12	6	10	60			6 / 10							
10	ORTOLA LOPEZ Adria		0	1	0			0 / 1					1		
16	MIRANDA SIRVENT Mario	6	3	5	60			3 / 5							
77	PELAEZ VALLEJO Rodrigo														
Bench/Team															
Totals		36	18	31	58			13 / 22		5 / 8		0 / 1	1		

No.	Goalkeeper	Total			Saves / Shots						
		Saves	Shots	%	1-Pt All	1-Pt Spin	Spin	In-flight	Specialist	Direct Goal	6m
1	CALLEJA CABORNERO Victor	2	7	29	1 / 1		1 / 3	0 / 2	0 / 1		
3	ARANGUEZ CABRERA Ivan	3	17	18	0 / 1		2 / 7	1 / 3	0 / 5		0 / 1
5	CASTRO DUARTE Alberto	0	1	0				0 / 1			
Totals		5	25	20	1 / 2		3 / 10	1 / 6	0 / 6		0 / 1

POR - Portugal

Headcoach: SERRANO Pedro

Team Timeouts: 9:41 9:46

No.	Name	Total				Goals / Shots							Punishments		
		Points	Goals	Shots	%	1-Pt All	1-Pt Spin	Spin	In-flight	Specialist	Direct Goal	6m	S	S+D	DR
3	GOMES Rodrigo	10	5	6	83			1 / 1	1 / 1	3 / 4					
10	RODRIGUES Rui												1		
11	SANTOS Simao	8	4	8	50			0 / 2	4 / 6						
13	COSTA Tiago	10	5	7	71			4 / 6				1 / 1			
14	SANTOS Francisco		0	1	0			0 / 1							
18	SILVA Jose	7	4	4	100	1 / 1				3 / 3					
19	REBELO Jose														
24	RIBEIRO Miguel														
33	FERREIRA Diogo	4	2	5	40	0 / 1		2 / 4							
86	CASTRO Ricardo														
Bench/Team															
Totals		39	20	31	65	1 / 2		7 / 14	5 / 7	6 / 7		1 / 1	1		

No.	Goalkeeper	Total			Saves / Shots						
		Saves	Shots	%	1-Pt All	1-Pt Spin	Spin	In-flight	Specialist	Direct Goal	6m
14	SANTOS Francisco	0	1	0			0 / 1				
33	FERREIRA Diogo										
86	CASTRO Ricardo	12	29	41			8 / 20		3 / 8		1 / 1
Totals		12	30	40			8 / 21		3 / 8		1 / 1

Team Comparison

	1st Period				2nd Period			
	Spain		Portugal		Spain		Portugal	
	Goals/Shots	%	Goals/Shots	%	Goals/Shots	%	Goals/Shots	%
In-flight Shots			2 / 3	67			2 / 3	67
Spin Shots	5 / 8	63	3 / 7	43	7 / 10	70	3 / 4	75
Specialist Shots	2 / 4	50	2 / 2	100	3 / 4	75	4 / 5	80
1-Point Shots			0 / 1	0				
Direct Goal Shots								
6-meter Shots	0 / 1	0	1 / 1	100				
1-Point Spin Shots								

Timing and Results provided by Tissot

HBBMTEAM4-----SFNL000100--_73 v2.0

Report Created MON 11 AUG 2025 17:11

Page 1 / 2



MON 11 AUG 2025
Start Time: 16:20

Results

Match No.: 19
Court 1

Spain 1 vs 2 Portugal

Referees:
BRASIL Lucas (BRA)
SANTOS Wictor (BRA)

1st Period: 14 - 16
2nd Period: 20 - 18
Shoot-out: 2 - 5

ESP - Spain

No.	Name	Technical skills					
		Assists	Steals	Blocked Shots	Received 6m Fouls	Penalty Fouls	Turnovers
1	CALLEJA CABORNERO Victor						
2	RAMIREZ DOMINGUEZ Manuel						2
3	ARANGUEZ CABRERA Ivan						
4	PEREZ DOMINGUEZ Marcos Antonio			1			
5	CASTRO DUARTE Alberto						1
6	MARTIN RUIZ Pablo				1		1
7	CERVERA PEREZ DE VARGAS Gonzalo Man						
10	ORTOLA LOPEZ Adria					1	
16	MIRANDA SIRVENT Mario						
77	PELAEZ VALLEJO Rodrigo						
Team							
Totals				1	1	1	4

Running Score

ESP - POR

1st Period

0 : 2	SANTOS S
0 : 4	GOMES R
2 : 4	CERVERA PEREZ de V
2 : 6	SANTOS S
4 : 6	MARTIN RUIZ P
6 : 6	MIRANDA SIRVENT M
6 : 8	SILVA J
6 : 10	COSTA T
8 : 10	MARTIN RUIZ P
8 : 12	FERREIRA D
10 : 12	CERVERA PEREZ de V
10 : 14	FERREIRA D
10 : 16	SILVA J
12 : 16	CERVERA PEREZ de V
14 : 16	MIRANDA SIRVENT M

POR - Portugal

No.	Name	Technical skills					
		Assists	Steals	Blocked Shots	Received 6m Fouls	Penalty Fouls	Turnovers
3	GOMES Rodrigo	3					1
10	RODRIGUES Rui						
11	SANTOS Simao						
13	COSTA Tiago						3
14	SANTOS Francisco		1			1	
18	SILVA Jose						1
19	REBELO Jose						1
24	RIBEIRO Miguel						
33	FERREIRA Diogo	1			1		
86	CASTRO Ricardo						
Team							
Totals		4	1		1	1	6

2nd Period

0 : 2	COSTA T
0 : 4	SANTOS S
2 : 4	MARTIN RUIZ P
4 : 4	CASTRO DUARTE A
4 : 6	COSTA T
4 : 8	SANTOS S
6 : 8	MARTIN RUIZ P
6 : 10	SILVA J
8 : 10	CERVERA PEREZ de V
10 : 10	CASTRO DUARTE A
12 : 10	CASTRO DUARTE A
12 : 12	GOMES R
12 : 14	GOMES R
14 : 14	MARTIN RUIZ P
14 : 16	COSTA T
16 : 16	CERVERA PEREZ de V
16 : 18	GOMES R
18 : 18	MIRANDA SIRVENT M
20 : 18	CERVERA PEREZ de V

Shoot-out

2 : 0	CASTRO DUARTE A
2 : 2	COSTA T
2 : 4	GOMES R
2 : 5	SILVA J

Legend:							
%	Efficiency	1-Pt	1-Point-Shots	1-Pt Spin	1-Point-Spin Shots	DR	Disqualification with Report
GG	Golden Goal	No.	Number	P6m	6m Penalty Shots	Spin	Spin Shots
S	Suspension	S+D	Suspension+Disqualification				



MON 11 AUG 2025
Start Time: 18:00

Start List

Match No.: 20
Court 1

BRA - GER

Referees: JOHANSSON GOMER Johan Olof (SWE) / GOMER Martin (SWE)

Technical Delegate A: OPAVA Jiri (CZE)

Technical Delegate B: ROLLAND Jerome (FRA)

BRA - Brazil

No.	Name	Date of Birth	Competition Statistics					
			MP	Points	1-Pt	2-Pt	S	S+D
1	ROSSA Cristiano	21 FEB 1986	4					
2	da SILVA Pedro	11 DEC 1997	4	45	1/1	22/29		
3	CARVALHO Renan	3 NOV 1992	4	47	1/1	23/36		
4	de OLIVEIRA Andre	31 MAY 1999	4	4		2/2	2	1
5	AMARAL Nailson	3 JUL 1990	4	48	2/2	23/29		
6	OLIVEIRA Bruno	29 DEC 1985	4	22	2/2	10/15	2	
7	GONCALVES Rai	20 MAR 2005	4	4		2/3		
8	FERNANDES Hugo	31 OCT 1995	4				1	
11	TULLER Marcelo	18 APR 1995	4	4		2/3	3	
12	MORAIS Gustavo	18 NOV 2004	4					
Head Coach GUERRA Antonio			Total	174	6/6	84/117	8	1

BRA Played		
PR	POR	2-1
PR	CRO	2-0
PR	GER	2-1
QF	CHN	2-0

GER - Germany

No.	Name	Date of Birth	Competition Statistics					
			MP	Points	1-Pt	2-Pt	S	S+D
2	WORMANN Lennart	4 DEC 2004	4	26		13/19		
3	LIEBECK Lennart	23 DEC 2004	4	20		10/12		
6	ZELSER Lars Thomas	17 FEB 2004	4	38		19/26		
7	GUNTHER Timo Felix	24 MAR 1999	4	8		4/10		
10	HERR Jannis Michel	10 OCT 2006	4	55	1/1	27/40		
12	ZEYEN Tobias	3 FEB 1999	4				3	
13	HENRICH Severin Henner	1 JAN 2002	4	6		3/4	2	
14	PRAHST Hendrik	25 APR 2000	4				2	
18	JOHN Robin	27 JUL 1991	4	32		16/20		
26	EBERT Moritz Nikolaus	26 OCT 2000	4	4		2/3		
Head Coach FRANKE Marten Alexander			Total	189	1/1	94/134	7	

GER Played		
PR	CRO	2-1
PR	POR	1-2
PR	BRA	1-2
QF	DEN	2-1

Note:
Players below the bold line are not playing in this match

Legend:
1-Pt 1-Point Shots **2-Pt** 2-Point Shots **DR** Disqualification+Report **MP** Matches played
No. Uniform Number **PR** Preliminary Round **QF** Quarterfinal **S** Suspensions
S+D Suspensions+Disqualifications



MATCH AND REFEREES REPORT BEACH HANDBALL

☐

WCh

☐

Continental

☐

Youth Olympics

☐

World Cup

☐

International Match

☒

World Games

☒

Men

☐

Men's J

☐

Men's Y

☐

Women

☐

Women's J

☐

Women's Y

Matchnumber

M20

A / Home Team

B / Away Team

Final Result

Brazil			Germany			
Place	Court No.	Date	Time	Spectators	Report follows	
Chengdu (CHN)	1	11/08/2025	18:00	400	NO	

1 : 2

No.	Team A	P	S	S+D	DR
1	ROSSA Cristiano				
2	da SILVA Pedro	4			
3	CARVALHO Renan	20			
4	de OLIVEIRA Andre	4			
5	AMARAL Nailson	8			
6	OLIVEIRA Bruno	8			
7	GONCALVES Rai				
8	FERNANDES Hugo		1:46		
11	TULLER Marcelo		19:16		
12	MORAIS Gustavo				
A	GUERRA Antonio				
B	NUNES de ALMEIDA Thiago				
C	LOPES EUFRAZIO Marbsam Natanael				
D	da SILVA Erick Marques				
Sign. Off. A		TTO	-	-	

No.	Team B	P	S	S+D	DR
2	WORMANN Lennart	8			
3	LIEBECK Lennart	8			
6	ZELSER Lars Thomas	9			
7	GUNTHER Timo Felix	2			
10	HERR Jannis Michel	8			
12	ZEYEN Tobias				
13	HENRICH Severin Henner				
14	PRAHST Hendrik				
18	JOHN Robin	8			
26	EBERT Moritz Nikolaus				
A	FRANKE Marten Alexander		3:28		
B	BANSA Konrad				
C	STRACKE Christina				
D	DR. DREYER Florian Joseph Heiner				
Sign. Off. A		TTO	5:51	9:51	

Referees	Nat.	Signature
1 JOHANSSON GOMER Johan Olof	SWE	
2 GOMER Martin	SWE	

Technical Delegates	Nat.	Signature
A OPAVA Jiri	CZE	
B ROLLAND Jerome	FRA	

1st Period					
A	P	B	A	P	B
	1			26	
3	2	2		27	
	3			28	
2	4	18		29	
	5			30	
3	6	10		31	
	7			32	
3	8	3		33	
	9			34	
3	10	10		35	
	11			36	
2	12	2		37	
	13			38	
3	14	10		39	
	15			40	
6	16	2		41	
	17			42	
6	18			43	
	19			44	
6	20			45	
	21			46	
3	22			47	
	23			48	
	24			49	
	25			50	

2nd Period					
A	P	B	A	P	B
	1			26	
5	2	3		27	
	3			28	
5	4	2		29	
	5			30	
3	6	3		31	
	7			32	
3	8	18		33	
	9			34	
4	10	6		35	
	11			36	
5	12	10		37	
	13			38	
5	14	6		39	
	15			40	
3	16	18		41	
	17			42	
	18	18		43	
	19	6		44	
	20			45	
	21			46	
	22			47	
	23			48	
	24			49	
	25			50	

1st Period	22 - 16	2nd Period	16 - 19
Result	1 - 0	Result	0 - 1
Shoot-out		Shoot-out	6 - 8
		Result	0 - 1

Brazil

No.	11	4	5	3	6	3					
DG											
6m											
P	/	2	/	2	2	/					
Germany											
No.	13	3	2	6	7	6					
DG											
6m											
P	/	2	/	2	2	2					

Legend:	6m	6-metre-shot	DG	Direct Goal	DR	Disqualification with Report	GG	Golden Goal
No.	No.	Number	Off.	Official	P	Points	S	Suspension
S+D	Suspension and Disqualification	Sign.	Signature	TTO	Team Timeout			



MON 11 AUG 2025
Start Time: 18:00

Results

Match No.: 20
Court 1

Brazil 1 vs 2 Germany

Referees:
JOHANSSON GOMER Johan Olof (SWE)
GOMER Martin (SWE)

1st Period: 22 - 16
2nd Period: 16 - 19
Shoot-out: 6 - 8

BRA - Brazil

Headcoach: GUERRA Antonio

No.	Name	Total				Goals / Shots							Punishments		
		Points	Goals	Shots	%	1-Pt All	1-Pt Spin	Spin	In-flight	Specialist	Direct Goal	6m	S	S+D	DR
1	ROSSA Cristiano														
2	da SILVA Pedro	4	2	2	100			2 / 2							
3	CARVALHO Renan	20	10	15	67			3 / 5	4 / 7			3 / 3			
4	de OLIVEIRA Andre	4	2	2	100			2 / 2							
5	AMARAL Nailson	8	4	10	40			1 / 3	2 / 6	1 / 1					
6	OLIVEIRA Bruno	8	4	5	80			1 / 1		3 / 4					
7	GONCALVES Rai														
8	FERNANDES Hugo												1		
11	TULLER Marcelo		0	1	0			0 / 1					1		
12	MORAIS Gustavo														
Bench/Team															
Totals		44	22	35	63			9 / 14	6 / 13	4 / 5		3 / 3	2		

No.	Goalkeeper	Total			Saves / Shots						
		Saves	Shots	%	1-Pt All	1-Pt Spin	Spin	In-flight	Specialist	Direct Goal	6m
1	ROSSA Cristiano	8	28	29	0 / 1		3 / 10	2 / 7	2 / 5		1 / 5
11	TULLER Marcelo	0	2	0			0 / 2				
Totals		8	30	27	0 / 1		3 / 12	2 / 7	2 / 5		1 / 5

GER - Germany

Headcoach: FRANKE Marten Alexander

Team Timeouts: 5:51 9:51

No.	Name	Total				Goals / Shots							Punishments		
		Points	Goals	Shots	%	1-Pt All	1-Pt Spin	Spin	In-flight	Specialist	Direct Goal	6m	S	S+D	DR
2	WORMANN Lennart	8	4	7	57			0 / 2	1 / 1	3 / 4					
3	LIEBECK Lennart	8	4	7	57			2 / 2	2 / 5						
6	ZELSER Lars Thomas	9	5	5	100	1 / 1		4 / 4							
7	GUNTHER Timo Felix	2	1	1	100			1 / 1							
10	HERR Jannis Michel	8	4	7	57			2 / 4	2 / 3						
12	ZEYEN Tobias														
13	HENRICH Severin Henner		0	1	0			0 / 1							
14	PRAHST Hendrik														
18	JOHN Robin	8	4	7	57					0 / 2		4 / 5			
26	EBERT Moritz Nikolaus														
Bench/Team													1		
Totals		43	22	35	63	1 / 1		9 / 14	5 / 9	3 / 6		4 / 5	1		

No.	Goalkeeper	Total			Saves / Shots						
		Saves	Shots	%	1-Pt All	1-Pt Spin	Spin	In-flight	Specialist	Direct Goal	6m
13	HENRICH Severin Henner	0	1	0			0 / 1				
26	EBERT Moritz Nikolaus	9	30	30			4 / 12	5 / 11	0 / 4		0 / 3
Totals		9	31	29			4 / 13	5 / 11	0 / 4		0 / 3

Team Comparison

	1st Period				2nd Period			
	Brazil		Germany		Brazil		Germany	
	Goals/Shots	%	Goals/Shots	%	Goals/Shots	%	Goals/Shots	%
In-flight Shots	1 / 3	33	3 / 6	50	5 / 10	50	2 / 3	67
Spin Shots	4 / 4	100	2 / 5	40	2 / 4	50	3 / 3	100
Specialist Shots	3 / 4	75	2 / 3	67	1 / 1	100	1 / 3	33
1-Point Shots							1 / 1	100
Direct Goal Shots								
6-meter Shots	3 / 3	100	1 / 1	100			3 / 4	75
1-Point Spin Shots								



MON 11 AUG 2025
Start Time: 18:00

Results

Match No.: 20
Court 1

Brazil 1 vs 2 Germany

Referees:
JOHANSSON GOMER Johan Olof (SWE)
GOMER Martin (SWE)

1st Period: 22 - 16
2nd Period: 16 - 19
Shoot-out: 6 - 8

BRA - Brazil

No.	Name	Technical skills					
		Assists	Steals	Blocked Shots	Received 6m Fouls	Penalty Fouls	Turnovers
1	ROSSA Cristiano						
2	da SILVA Pedro	2			1		1
3	CARVALHO Renan						2
4	de OLIVEIRA Andre		2	1		1	
5	AMARAL Nailson	2			2		
6	OLIVEIRA Bruno	1					2
7	GONCALVES Rai						1
8	FERNANDES Hugo					1	
11	TULLER Marcelo		1			2	
12	MORAIS Gustavo					1	
Team							
Totals		5	3	1	3	5	6

GER - Germany

No.	Name	Technical skills					
		Assists	Steals	Blocked Shots	Received 6m Fouls	Penalty Fouls	Turnovers
2	WORMANN Lennart	2			2		1
3	LIEBECK Lennart						
6	ZELSER Lars Thomas	3					5
7	GUNTHER Timo Felix						
10	HERR Jannis Michel						1
12	ZEYEN Tobias					2	
13	HENRICH Severin Henner		1	1			
14	PRAHST Hendrik		1	1		1	
18	JOHN Robin				3		
26	EBERT Moritz Nikolaus						
Team							
Totals		5	2	2	5	3	7

Running Score

BRA - GER

1st Period
CARVALHO R 2 : 0
da SILVA P 2 : 2 WORMANN L
CARVALHO R 4 : 2
CARVALHO R 4 : 4 JOHN R
CARVALHO R 6 : 4
CARVALHO R 6 : 6 HERR JM
CARVALHO R 8 : 6
CARVALHO R 10 : 6
da SILVA P 12 : 6
CARVALHO R 14 : 6
OLIVEIRA B 16 : 6
OLIVEIRA B 16 : 8 LIEBECK L
OLIVEIRA B 16 : 10 HERR JM
OLIVEIRA B 18 : 10
OLIVEIRA B 20 : 10
CARVALHO R 20 : 12 WORMANN L
CARVALHO R 20 : 14 HERR JM
CARVALHO R 22 : 14
CARVALHO R 22 : 16 WORMANN L

2nd Period
AMARAL N 2 : 0
AMARAL N 4 : 0
AMARAL N 4 : 2 LIEBECK L
AMARAL N 4 : 4 WORMANN L
CARVALHO R 6 : 4
CARVALHO R 6 : 6 LIEBECK L
CARVALHO R 8 : 6
CARVALHO R 8 : 8 JOHN R
CARVALHO R 8 : 10 ZELSER LT
CARVALHO R 8 : 12 HERR JM
de OLIVEIRA A 10 : 12
de OLIVEIRA A 10 : 14 ZELSER LT
AMARAL N 12 : 14
AMARAL N 14 : 14
AMARAL N 14 : 16 JOHN R
CARVALHO R 16 : 16
CARVALHO R 16 : 18 JOHN R
CARVALHO R 16 : 19 ZELSER LT

Shoot-out
de OLIVEIRA A 2 : 0
de OLIVEIRA A 2 : 2 LIEBECK L
CARVALHO R 4 : 2
CARVALHO R 4 : 4 ZELSER LT
OLIVEIRA B 6 : 4
OLIVEIRA B 6 : 6 GUNTHER TF
OLIVEIRA B 6 : 8 ZELSER LT

Legend:							
%	Efficiency	1-Pt	1-Point-Shots	1-Pt Spin	1-Point-Spin Shots	DR	Disqualification with Report
GG	Golden Goal	No.	Number	P6m	6m Penalty Shots	Spin	Spin Shots
S	Suspension	S+D	Suspension+Disqualification				



Start List

Match No.: 17
Court 1

CRO - TUN

Referees: RADUT Corina-Floriana (ROU) / ENACHE Daniela-Andreea (ROU)

Technical Delegate A: OPAVA Jiri (CZE)

Technical Delegate B: GONZALEZ CASALES Paola (ESP)

CRO - Croatia

No.	Name	Date of Birth	Competition Statistics					
			MP	Points	1-Pt	2-Pt	S	S+D
4	BOTIC Gabriel	27 AUG 2005	4	24		12/17		
5	JURIC Ivan	16 DEC 1986	4	19	1/1	9/15		
10	BALIC Ante	6 MAY 2005	4	6		3/4		
12	MALENICIC Stipe	14 DEC 1999	4					
14	KLARIC Noa	11 NOV 2006	4					
18	BURA Lucian	14 AUG 1997	4	50		25/34	1	
19	CVJETICANIN Fran	12 JUN 2005	4	2		1/1	3	1
27	KULIS Domagoj	18 APR 2006	4	8		4/8	1	
44	RUKLJAC Ivan	20 OCT 2002	4	12		6/7		
55	VALENTAKOVIC Valentino	24 JAN 1993	4	22		11/20	2	
Head Coach PARADZIK Mladen			Total	143	1/1	71/106	7	1

CRO Played		
PR	GER	1-2
PR	BRA	0-2
PR	POR	0-2
QF	ESP	0-2

TUN - Tunisia

No.	Name	Date of Birth	Competition Statistics					
			MP	Points	1-Pt	2-Pt	S	S+D
7	MECHERGUI Seif Eddine	26 JUN 2008	4	10		5/11	2	1
16	KHEZAMI Oussema	1 DEC 1988	4					
21	NESSIM Ouji	11 DEC 1995	4	20		10/12		
39	HAFFAR Mohamed Aziz	30 MAR 2008	4	11	1/1	5/7	2	
45	RHIMI Bachar	24 JUL 2006	4	29	1/1	14/17		
71	MAKHLOUF Yahia	25 MAR 2009	4	26		13/24		
97	FALLAH Hamza	9 JUL 1998	3	28		14/19	1	1
99	YASSINE Msaad	20 MAY 2008	4			0/1	3	
Head Coach MOHAMED Tabboubi			Total	136	2/4	67/104	9	1

TUN Played		
PR	CHN	2-0
PR	DEN	0-2
PR	ESP	0-2
QF	POR	1-2

Note:
Players below the bold line are not playing in this match

Legend:
1-Pt 1-Point Shots **2-Pt** 2-Point Shots **DR** Disqualification+Report **MP** Matches played
No. Uniform Number **PR** Preliminary Round **QF** Quarterfinal **S** Suspensions
S+D Suspensions+Disqualifications



MATCH AND REFEREES REPORT

BEACH HANDBALL

<input type="checkbox"/>	WCh
<input type="checkbox"/>	Continental
<input type="checkbox"/>	Youth Olympics

<input type="checkbox"/>	World Cup
<input type="checkbox"/>	International Match
<input checked="" type="checkbox"/>	World Games

<input checked="" type="checkbox"/>	Men
<input type="checkbox"/>	Men's J
<input type="checkbox"/>	Men's Y

<input type="checkbox"/>	Women
<input type="checkbox"/>	Women's J
<input type="checkbox"/>	Women's Y

Matchnumber

M17

A / Home Team

B / Away Team

Final Result

Croatia			Tunisia			
Place	Court No.	Date	Time	Spectators	Report follows	
Chengdu (CHN)	1	11/08/2025	10:00	220	NO	

2 : 0

No.	Team A	P	S	S+D	DR
4	BOTIC Gabriel	2			
5	JURIC Ivan		6:07		
10	BALIC Anteo	2			
12	MALENICIC Stipe				
14	KLARIC Noa				
18	BURA Lucian	30			
19	CVJETICANIN Fran				
27	KULIS Domagoj	16			
44	RUKLJAC Ivan	2			
55	VALENTAKOVIC Valentino				
A	PARADZIK Mladen				
B	MOCILAC Mario				
C	CUREK Lukrecija				
D	TARAS Ante				
Sign. Off. A		TTO	-	-	

No.	Team B	P	S	S+D	DR
7	MECHERGUI Seif Eddine		13:59		
16	KHEZAMI Oussema				
21	NESSIM Ouji	18			
39	HAFFAR Mohamed Aziz				
45	RHIMI Bachar	9			
71	MAKHLOUF Yahia				
97	FALLAH Hamza	10			
99	YASSINE Msaad		4:46	18:40	
A	TOUZI Aimen				
B	MOHAMED Tabboubi				
C	GUENAOU EP MEHANI Hana				
D	HMEM Marwen				
Sign. Off. A		TTO	-	-	

Referees	Nat.	Signature
1	RADUT Corina-Floriana	ROU
2	ENACHE Daniela-Andreea	ROU

Technical Delegates	Nat.	Signature
A	OPAVA Jiri	CZE
B	GONZALEZ CASALES Paola	ESP

1st Period					
A	P	B	A	P	B
	1		27	26	
18	2	21		27	
	3		10	28	
18	4	97		29	
	5			30	
18	6	97		31	
	7			32	
18	8	21		33	
	9			34	
18	10	97		35	
	11			36	
27	12	21		37	
	13			38	
18	14	97		39	
	15			40	
18	16	21		41	
	17			42	
18	18	97		43	
	19			44	
18	20	21		45	
	21			46	
18	22			47	
	23			48	
27	24			49	
	25			50	

2nd Period					
A	P	B	A	P	B
	1	45		26	
18	2			27	
	3	45		28	
27	4			29	
	5	45		30	
18	6			31	
	7	45		32	
18	8			33	
	9	21		34	
44	10			35	
	11	21		36	
27	12			37	
	13	45		38	
27	14			39	
	15	21		40	
18	16			41	
	17	21		42	
27	18			43	
	19			44	
18	20			45	
	21			46	
4	22			47	
	23			48	
27	24			49	
	25			50	

1st Period	28 - 20	2nd Period	24 - 17
Result	1 - 0	Result	1 - 0
Shoot-out		Shoot-out	
		Result	

Croatia

No.											
DG											
6m											
P											
Tunisia											
No.											
DG											
6m											
P											

Legend:							
6m	6-metre-shot	DG	Direct Goal	DR	Disqualification with Report	GG	Golden Goal
No.	Number	Off.	Official	P	Points	S	Suspension
S+D	Suspension and Disqualification	Sign.	Signature	TTO	Team Timeout		



MON 11 AUG 2025
Start Time: 10:00

Consolation Semifinal 5-8

Results

Match No.: 17
Court 1

Croatia 2 vs 0 Tunisia

Referees:
RADUT Corina-Floriana (ROU)
ENACHE Daniela-Andreea (ROU)

1st Period: 28 - 20
2nd Period: 24 - 17

CRO - Croatia

Headcoach: PARADZIK Mladen

No.	Name	Total				Goals / Shots							Punishments		
		Points	Goals	Shots	%	1-Pt All	1-Pt Spin	Spin	In-flight	Specialist	Direct Goal	6m	S	S+D	DR
4	BOTIC Gabriel	2	1	1	100					1 / 1					
5	JURIC Ivan												1		
10	BALIC Anteo	2	1	3	33				1 / 3						
12	MALENICIC Stipe														
14	KLARIC Noa														
18	BURA Lucian	30	15	17	88			12 / 14				3 / 3			
19	CVJETICANIN Fran														
27	KULIS Domagoj	16	8	9	89			7 / 7	1 / 2						
44	RUKLJAC Ivan	2	1	1	100					1 / 1					
55	VALENTAKOVIC Valentino														
Bench/Team															
Totals		52	26	31	84			19 / 21	2 / 5	2 / 2		3 / 3	1		

No.	Goalkeeper	Total			Saves / Shots						
		Saves	Shots	%	1-Pt All	1-Pt Spin	Spin	In-flight	Specialist	Direct Goal	6m
12	MALENICIC Stipe	5	16	31	0 / 1		4 / 12	1 / 2	0 / 1		
14	KLARIC Noa	2	10	20			2 / 4	0 / 3	0 / 2		0 / 1
Totals		7	26	27	0 / 1		6 / 16	1 / 5	0 / 3		0 / 1

TUN - Tunisia

Headcoach: MOHAMED Tabboubi

No.	Name	Total				Goals / Shots							Punishments		
		Points	Goals	Shots	%	1-Pt All	1-Pt Spin	Spin	In-flight	Specialist	Direct Goal	6m	S	S+D	DR
7	MECHERGUI Seif Eddine												1		
16	KHEZAMI Oussema														
21	NESSIM Ouj	18	9	14	64			5 / 10		3 / 3		1 / 1			
39	HAFFAR Mohamed Aziz		0	1	0			0 / 1							
45	RHIMI Bachar	9	5	10	50	1 / 1		4 / 9							
71	MAKHLOUF Yahia		0	2	0			0 / 2							
97	FALLAH Hamza	10	5	7	71			1 / 2	4 / 5						
99	YASSINE Msaad												1	1	
Bench/Team															
Totals		37	19	34	56	1 / 1		10 / 24	4 / 5	3 / 3		1 / 1	2	1	

No.	Goalkeeper	Total			Saves / Shots						
		Saves	Shots	%	1-Pt All	1-Pt Spin	Spin	In-flight	Specialist	Direct Goal	6m
16	KHEZAMI Oussema	5	31	16			2 / 21	3 / 5	0 / 2		0 / 3
Totals		5	31	16			2 / 21	3 / 5	0 / 2		0 / 3

Team Comparison

	1st Period				2nd Period			
	Croatia		Tunisia		Croatia		Tunisia	
	Goals/Shots	%	Goals/Shots	%	Goals/Shots	%	Goals/Shots	%
In-flight Shots	1 / 1	100	4 / 5	80	1 / 4	25	4 / 10	40
Spin Shots	12 / 14	86	6 / 14	43	7 / 7	100	3 / 3	100
Specialist Shots					2 / 2	100	1 / 1	100
1-Point Shots								
Direct Goal Shots								
6-meter Shots	1 / 1	100			2 / 2	100	1 / 1	100
1-Point Spin Shots								



MON 11 AUG 2025
Start Time: 10:00

Consolation Semifinal 5-8

Results

Match No.: 17
Court 1

Croatia 2 vs 0 Tunisia

Referees:
RADUT Corina-Floriana (ROU)
ENACHE Daniela-Andreea (ROU)

1st Period: 28 - 20
2nd Period: 24 - 17

CRO - Croatia

No.	Name	Technical skills					
		Assists	Steals	Blocked Shots	Received 6m Fouls	Penalty Fouls	Turnovers
4	BOTIC Gabriel	1			1		
5	JURIC Ivan			2			
10	BALIC Anteo						
12	MALENICIC Stipe						
14	KLARIC Noa						
18	BURA Lucian	1	1				1
19	CVJETICANIN Fran						
27	KULIS Domagoj	2	1		2		1
44	RUKLJAC Ivan						
55	VALENTAKOVIC Valentino					1	
Team							
Totals		4	2	2	3	1	2

TUN - Tunisia

No.	Name	Technical skills					
		Assists	Steals	Blocked Shots	Received 6m Fouls	Penalty Fouls	Turnovers
7	MECHERGUI Seif Eddine					1	
16	KHEZAMI Oussema						1
21	NESSIM Ouji						
39	HAFFAR Mohamed Aziz					1	1
45	RHIMI Bachar						
71	MAKHLOUF Yahia	5			1		2
97	FALLAH Hamza						
99	YASSINE Msaad					1	
Team							
Totals		5			1	3	4

Running Score

CRO - TUN

1st Period

0 : 2 NESSIM O
BURA L 2 : 2
2 : 4 FALLAH H
BURA L 4 : 4
4 : 6 FALLAH H
BURA L 6 : 6
6 : 8 NESSIM O
BURA L 8 : 8
8 : 10 FALLAH H
BURA L 10 : 10
KULIS D 12 : 10
BURA L 14 : 10
14 : 12 NESSIM O
BURA L 16 : 12
16 : 14 FALLAH H
BURA L 18 : 14
18 : 16 NESSIM O
BURA L 20 : 16
BURA L 22 : 16
22 : 18 FALLAH H
KULIS D 24 : 18
24 : 20 NESSIM O
KULIS D 26 : 20
BALIC A 28 : 20

2nd Period

0 : 1 RHIMI B
0 : 3 RHIMI B
BURA L 2 : 3
KULIS D 4 : 3
4 : 5 RHIMI B
BURA L 6 : 5
BURA L 8 : 5
8 : 7 RHIMI B
RUKLJAC I 10 : 7
10 : 9 NESSIM O
KULIS D 12 : 9
12 : 11 NESSIM O
KULIS D 14 : 11
BURA L 16 : 11
16 : 13 RHIMI B
KULIS D 18 : 13
18 : 15 NESSIM O
18 : 17 NESSIM O
BURA L 20 : 17
BOTIC G 22 : 17
KULIS D 24 : 17

Legend:

%	Efficiency	1-Pt	1-Point-Shots	1-Pt Spin	1-Point-Spin Shots	DR	Disqualification with Report
GG	Golden Goal	No.	Number	P6m	6m Penalty Shots	Spin	Spin Shots
S	Suspension	S+D	Suspension+Disqualification				

Timing and Results provided by Tissot

HBBMTEAM4-----SF5-000100--_73 v2.0

Report Created MON 11 AUG 2025 10:32

Page 2 / 2



Start List

Match No.: 18
Court 2

CHN - DEN

Referees: BRASIL Lucas (BRA) / SANTOS Wictor (BRA)

Technical Delegate A: KRAJCAR Nevena (CRO)

Technical Delegate B: ROLLAND Jerome (FRA)

CHN - People's Republic of China

No.	Name	Date of Birth	Competition Statistics						
			MP	Points	1-Pt	2-Pt	S	S+D	DR
1	RUIHENG Suo	10 NOV 2004	4						
4	HUIFENG Ma	16 DEC 2003	4	26	0/1	13/23			
6	BEISHI Zhou	21 OCT 2000	4	2		1/2	2		
7	JIANHAO Ren	15 OCT 1999	4	2		1/5			
8	TINGQING Yang	13 FEB 1997	4	34	0/1	17/30			
10	KAIQIANG Wang	8 FEB 2001	4	14		7/10			
16	YUSHENG Li	20 JAN 2003	4	4		2/2			
25	RAOXIANG Mao	9 SEP 2003	4	2		1/4			
27	YUNHE Bi	19 FEB 2005	4	22		11/16	1		
77	TIANZHAO Liu	10 JUL 2004	4	10		5/10	1		
Head Coach WENXIN Zhu			Total	116	0/2	58/102	4		

CHN Played		
PR	TUN	0-2
PR	ESP	0-2
PR	DEN	0-2
QF	BRA	0-2

DEN - Denmark

No.	Name	Date of Birth	Competition Statistics						
			MP	Points	1-Pt	2-Pt	S	S+D	DR
1	HOGH Andreas	5 JAN 2003	4						
3	THOMSEN Mathias	15 MAY 1994	4	2		1/1	1		
4	VILLUMSEN Jeppe	25 SEP 1995	4	4		2/2	1		
5	LIND Mathies	9 MAY 2001	4			0/2	1		
7	ANDERSEN Martin	5 JUN 1989	4	76		38/53			
8	NIELSEN Christian	22 SEP 2003	4	58		29/39			
11	JENSEN Frederik	25 JUL 2000	4	24	2/2	11/15	1		
19	ULRICHSEN Laurids	16 MAR 2003	4				2		
20	MORTENSEN Casper	23 OCT 2002	4						
23	ELBROND Simon	9 FEB 2006	4	38		19/23			
Head Coach ANDERSEN Gorm			Total	202	2/2	100/135	7		

DEN Played		
PR	ESP	1-2
PR	TUN	2-0
PR	CHN	2-0
QF	GER	1-2

Note:
Players below the bold line are not playing in this match

Legend:

1-Pt	1-Point Shots	2-Pt	2-Point Shots	DR	Disqualification+Report	MP	Matches played
No.	Uniform Number	PR	Preliminary Round	QF	Quarterfinal	S	Suspensions
S+D	Suspensions+Disqualifications						



MATCH AND REFEREES REPORT

BEACH HANDBALL

<input type="checkbox"/>	WCh
<input type="checkbox"/>	Continental
<input type="checkbox"/>	Youth Olympics

<input type="checkbox"/>	World Cup
<input type="checkbox"/>	International Match
<input checked="" type="checkbox"/>	World Games

<input checked="" type="checkbox"/>	Men
<input type="checkbox"/>	Men's J
<input type="checkbox"/>	Men's Y

<input type="checkbox"/>	Women
<input type="checkbox"/>	Women's J
<input type="checkbox"/>	Women's Y

Matchnumber

M18

A / Home Team

B / Away Team

Final Result

People's Republic of China			Denmark			
Place	Court No.	Date	Time	Spectators	Report follows	
Chengdu (CHN)	2	11/08/2025	10:00	100	NO	

0 : 2

No.	Team A	P	S	S+D	DR
1	RUIHENG Suo				
4	HUIFENG Ma	8			
6	BEISHI Zhou	2	9:45		
7	JIANHAO Ren	2			
8	TINGQING Yang	10	15:40		
10	KAIQIANG Wang	2			
16	YUSHENG Li				
25	RAOXIANG Mao	2			
27	YUNHE Bi	8	9:55		
77	TIANZHAO Liu		16:07		
A	WENXIN Zhu				
B	FANGZHOU Qian				
C	HUI Meng				
D					
Sign. Off. A		TTO	-	3:59	

No.	Team B	P	S	S+D	DR
1	HOGH Andreas				
3	THOMSEN Mathias				
4	VILLUMSEN Jeppe				
5	LIND Mathies		18:10		
7	ANDERSEN Martin	23			
8	NIELSEN Christian	20			
11	JENSEN Frederik	8			
19	ULRICHSEN Laurids				
20	MORTENSEN Casper				
23	ELBROND Simon	18			
A	ANDERSEN Gorm				
B	HJORTSHOJ Martin Vedel Bennedsen				
C	LUNDGAARD Frederik				
D	THOMSEN Anders				
Sign. Off. A		TTO	-	-	

Referees	Nat.	Signature
1	BRASIL Lucas	BRA
2	SANTOS Wictor	BRA

Technical Delegates	Nat.	Signature
A	KRAJCAR Nevena	CRO
B	ROLLAND Jerome	FRA

1st Period					
A	P	B	A	P	B
	1			26	8
4	2	8		27	
	3			28	7
8	4	23		29	
	5			30	
8	6	23		31	
	7			32	
8	8	7		33	
	9			34	
10	10	23		35	
	11			36	
8	12	11		37	
	13			38	
27	14	8		39	
	15			40	
	16	7		41	
	17			42	
	18	7		43	
	19			44	
	20	7		45	
	21			46	
	22	23		47	
	23			48	
	24	7		49	
	25			50	

2nd Period					
A	P	B	A	P	B
	1			26	23
8	2	7		27	
	3			28	8
27	4	11		29	
	5			30	7
4	6	11		31	7
	7			32	
27	8	8		33	11
	9			34	
7	10	7		35	8
	11			36	
4	12	23		37	23
	13			38	
6	14	8		39	7
	15			40	
27	16	8		41	7
	17			42	
25	18	23		43	
	19			44	
4	20	23		45	
	21			46	
	22	8		47	
	23			48	
	24	8		49	
	25			50	

1st Period	14 - 28	2nd Period	20 - 41
Result	0 - 1	Result	0 - 1
Shoot-out		Shoot-out	
		Result	

People's Republic of China

No.																			
DG																			
6m																			
P																			
Denmark																			
No.																			
DG																			
6m																			
P																			

Legend:

6m 6-metre-shot
No. Number
S+D Suspension and Disqualification

DG Direct Goal
Off. Official
Sign. Signature

DR Disqualification with Report
P Points
TTO Team Timeout

GG Golden Goal
S Suspension



MON 11 AUG 2025
Start Time: 10:00

Consolation Semifinal 5-8

Results

Match No.: 18
Court 2

People's Republic of China 0 vs 2 Denmark

Referees:
BRASIL Lucas (BRA)
SANTOS Wictor (BRA)

1st Period: 14 - 28
2nd Period: 20 - 41

CHN - People's Republic of China

Headcoach: WENXIN Zhu

Team Timeout 2nd Period: 3:59

No.	Name	Total				Goals / Shots							Punishments		
		Points	Goals	Shots	%	1-Pt All	1-Pt Spin	Spin	In-flight	Specialist	Direct Goal	6m	S	S+D	DR
1	RUIHENG Suo														
4	HUIFENG Ma	8	4	4	100			3 / 3	1 / 1						
6	BEISHI Zhou	2	1	1	100				1 / 1				1		
7	JIANHAO Ren	2	1	2	50					1 / 2					
8	TINGQING Yang	10	5	8	63			5 / 8					1		
10	KAIQIANG Wang	2	1	5	20					1 / 4		0 / 1			
16	YUSHENG Li		0	1	0						0 / 1				
25	RAOXIANG Mao	2	1	3	33					1 / 3					
27	YUNHE Bi	8	4	6	67			3 / 4	1 / 2				1		
77	TIANZHAO Liu		0	2	0			0 / 2					1		
Bench/Team															
Totals		34	17	32	53			11 / 17	3 / 4	3 / 9	0 / 1	0 / 1	4		

No.	Goalkeeper	Total			Saves / Shots						
		Saves	Shots	%	1-Pt All	1-Pt Spin	Spin	In-flight	Specialist	Direct Goal	6m
1	RUIHENG Suo	1	7	14			0 / 2	1 / 2	0 / 3		
16	YUSHENG Li	3	32	9	0 / 1		2 / 11	1 / 12	0 / 8		
Totals		4	39	10	0 / 1		2 / 13	2 / 14	0 / 11		

DEN - Denmark

Headcoach: ANDERSEN Gorm

No.	Name	Total				Goals / Shots							Punishments		
		Points	Goals	Shots	%	1-Pt All	1-Pt Spin	Spin	In-flight	Specialist	Direct Goal	6m	S	S+D	DR
1	HOGH Andreas														
3	THOMSEN Mathias														
4	VILLUMSEN Jeppe														
5	LIND Mathies												1		
7	ANDERSEN Martin	23	12	14	86	1 / 1		6 / 7	4 / 5	1 / 1					
8	NIELSEN Christian	20	10	11	91			2 / 2	8 / 9						
11	JENSEN Frederik	8	4	5	80			3 / 4		1 / 1					
19	ULRICHSSEN Laurids														
20	MORTENSEN Casper														
23	ELBROND Simon	18	9	9	100					9 / 9					
Bench/Team															
Totals		69	35	39	90	1 / 1		11 / 13	12 / 14	11 / 11			1		

No.	Goalkeeper	Total			Saves / Shots						
		Saves	Shots	%	1-Pt All	1-Pt Spin	Spin	In-flight	Specialist	Direct Goal	6m
1	HOGH Andreas	5	12	42			3 / 8	1 / 2	0 / 1		1 / 1
20	MORTENSEN Casper	6	16	38			3 / 9	0 / 2	3 / 5		
Totals		11	28	39			6 / 17	1 / 4	3 / 6		1 / 1

Team Comparison

	1st Period				2nd Period			
	People's Republic of China		Denmark		People's Republic of China		Denmark	
	Goals/Shots	%	Goals/Shots	%	Goals/Shots	%	Goals/Shots	%
In-flight Shots	1 / 2	50	5 / 6	83	2 / 2	100	7 / 8	88
Spin Shots	5 / 8	63	5 / 7	71	6 / 9	67	6 / 6	100
Specialist Shots	1 / 2	50	4 / 4	100	2 / 7	29	7 / 7	100
1-Point Shots							1 / 1	100
Direct Goal Shots					0 / 1	0		
6-meter Shots	0 / 1	0						
1-Point Spin Shots								

Timing and Results provided by Tissot

HBBMTEAM4-----SF5-000200--_73 v2.0

Report Created MON 11 AUG 2025 10:34

Page 1 / 2



MON 11 AUG 2025
Start Time: 10:00

Consolation Semifinal 5-8

Results

Match No.: 18
Court 2

People's Republic of China 0 vs 2 Denmark

Referees:
BRASIL Lucas (BRA)
SANTOS Wictor (BRA)

1st Period: 14 - 28
2nd Period: 20 - 41

CHN - People's Republic of China

No.	Name	Technical skills					
		Assists	Steals	Blocked Shots	Received 6m Fouls	Penalty Fouls	Turnovers
1	RUIHENG Suo						
4	HUIFENG Ma	1					3
6	BEISHI Zhou						
7	JIANHAO Ren				1		2
8	TINGQING Yang						
10	KAIQIANG Wang						2
16	YUSHENG Li	1					1
25	RAOXIANG Mao		2				2
27	YUNHE Bi	1					1
77	TIANZHAO Liu						
Team							
Totals		3	2		1		11

Running Score

CHN - DEN

1st Period

0	:	2	NIELSEN C
0	:	4	ELBROND S
0	:	6	ELBROND S
HUIFENG M	:	2	6
2	:	8	ANDERSEN M
TINGQING Y	:	4	8
4	:	10	ELBROND S
4	:	12	JENSEN F
4	:	14	NIELSEN C
4	:	16	ANDERSEN M
TINGQING Y	:	6	16
6	:	18	ANDERSEN M
TINGQING Y	:	8	18
8	:	20	ANDERSEN M
KAIQIANG W	:	10	20
10	:	22	ELBROND S
10	:	24	ANDERSEN M
TINGQING Y	:	12	24
12	:	26	NIELSEN C
YUNHE B	:	14	26
14	:	28	ANDERSEN M

DEN - Denmark

No.	Name	Technical skills					
		Assists	Steals	Blocked Shots	Received 6m Fouls	Penalty Fouls	Turnovers
1	HOGH Andreas						
3	THOMSEN Mathias					1	
4	VILLUMSEN Jeppe		2	1			
5	LIND Mathies						
7	ANDERSEN Martin	7	1				
8	NIELSEN Christian		1				1
11	JENSEN Frederik	10					1
19	ULRICHSEN Laurids						
20	MORTENSEN Casper						
23	ELBROND Simon						1
Team							
Totals		17	4	1		1	3

2nd Period

0	:	2	ANDERSEN M
0	:	4	JENSEN F
TINGQING Y	:	2	4
2	:	6	JENSEN F
YUNHE B	:	4	6
4	:	8	NIELSEN C
4	:	10	ANDERSEN M
4	:	12	ELBROND S
4	:	14	NIELSEN C
4	:	16	NIELSEN C
HUIFENG M	:	6	16
6	:	18	ELBROND S
YUNHE B	:	8	18
8	:	20	ELBROND S
JIANHAO R	:	10	20
10	:	22	NIELSEN C
HUIFENG M	:	12	22
12	:	24	NIELSEN C
BEISHI Z	:	14	24
14	:	26	ELBROND S
YUNHE B	:	16	26
16	:	28	NIELSEN C
16	:	30	ANDERSEN M
16	:	31	ANDERSEN M
16	:	33	JENSEN F
16	:	35	NIELSEN C
16	:	37	ELBROND S
16	:	39	ANDERSEN M
RAOXIANG M	:	18	39
18	:	41	ANDERSEN M
HUIFENG M	:	20	41

Legend:

%	Efficiency	1-Pt	1-Point-Shots	1-Pt Spin	1-Point-Spin Shots	DR	Disqualification with Report
GG	Golden Goal	No.	Number	P6m	6m Penalty Shots	Spin	Spin Shots
S	Suspension	S+D	Suspension+Disqualification				

Timing and Results provided by Tissot

HBBMTEAM4-----SF5-000200--_73 v2.0

Report Created MON 11 AUG 2025 10:34

Page 2 / 2



SUN 10 AUG 2025
Start Time: 10:50

Start List

Match No.: 13
Court 1

ESP - CRO

Referees: DEITERS Bjarne (GER) / STUMPFE Jesper (GER)

Technical Delegate A: OPAVA Jiri (CZE)

Technical Delegate B: CALDAS Luiz Filipe (BRA)

ESP - Spain

No.	Name	Date of Birth	Competition Statistics						
			MP	Points	1-Pt	2-Pt	S	S+D	DR
1	CALLEJA CABORNERO Victor	8 NOV 2003	3						
2	RAMIREZ DOMINGUEZ Manuel	25 JUL 2001	3	14		7/10			
3	ARANGUEZ CABRERA Ivan	28 DEC 1999	3						
4	PEREZ DOMINGUEZ Marcos Antonio	12 OCT 2006	3	2		1/1	1	1	
5	CASTRO DUARTE Alberto	13 JUL 1994	3	10		5/5	2		
6	MARTIN RUIZ Pablo	5 JAN 2001	3	25	1/1	12/17			
7	CERVERA PEREZ DE VARGAS Gonzalo Man	29 APR 1992	3	35	1/2	17/28			
10	ORTOLA LOPEZ Adria	14 JUL 1995	3	4		2/3	3	1	
16	MIRANDA SIRVENT Mario	31 MAR 2006	3	44		22/30			
77	PELAEZ VALLEJO Rodrigo	16 MAR 2004	3				1		
Head Coach RUEDA ROMAN Miguel Cristobal			Total	134	2/3	66/94	7	2	

ESP Played		
PR	DEN	2-1
PR	CHN	2-0
PR	TUN	2-0

CRO - Croatia

No.	Name	Date of Birth	Competition Statistics						
			MP	Points	1-Pt	2-Pt	S	S+D	DR
4	BOTIC Gabriel	27 AUG 2005	3	14		7/11			
5	JURIC Ivan	16 DEC 1986	3	17	1/1	8/12			
10	BALIC Ante	6 MAY 2005	3	6		3/4			
12	MALENICIC Stipe	14 DEC 1999	3						
14	KLARIC Noa	11 NOV 2006	3						
18	BURA Lucian	14 AUG 1997	3	38		19/27	1		
19	CVJETICANIN Fran	12 JUN 2005	3	2		1/1	2		
27	KULIS Domagoj	18 APR 2006	3	8		4/8	1		
44	RUKLJAC Ivan	20 OCT 2002	3	12		6/7			
55	VALENTAKOVIC Valentino	24 JAN 1993	3	18		9/13	2		
Head Coach PARADZIK Mladen			Total	115	1/1	57/83	6		

CRO Played		
PR	GER	1-2
PR	BRA	0-2
PR	POR	0-2

Note:
Players below the bold line are not playing in this match

Legend:		2-Pt		DR		MP	
1-Pt	1-Point Shots	2-Pt	2-Point Shots	DR	Disqualification+Report	MP	Matches played
No.	Uniform Number	PR	Preliminary Round	S	Suspensions	S+D	Suspensions+Disqualifications

Final Result

2 : 0

2nd Period					
A	P	B	A	P	B
	1			26	
2	2	55		27	
	3			28	
5	4	18		29	
	5			30	
6	6	18		31	
	7			32	
7	8	5		33	
	9			34	
7	10	18		35	
	11			36	
2	12	4		37	
	13			38	
7	14	18		39	
	15			40	
6	16	55		41	
5	17			42	
	18			43	
	19			44	
	20			45	
	21			46	
	22			47	
	23			48	
	24			49	
	25			50	

1st Period	15 - 12		2nd Period	17 - 16
Result	1 - 0		Result	1 - 0
Shoot-out			Shoot-out	
			Result	

Spain											
No.											
DG											
6m											
P											

Croatia											
No.											
DG											
6m											
P											

Legend:							
6m	6-metre-shot	DG	Direct Goal	DR	Disqualification with Report	GG	Golden Goal
No.	Number	Off.	Official	P	Points	S	Suspension
S+D	Suspension and Disqualification	Sign.	Signature	TTO	Team Timeout		



SUN 10 AUG 2025
Start Time: 10:50

Results

Match No.: 13
Court 1

Spain 2 vs 0 Croatia

Referees:
DEITERS Bjarne (GER)
STUMPFJE Jesper (GER)

1st Period: 15 - 12
2nd Period: 17 - 16

ESP - Spain

Headcoach: RUEDA ROMAN Miguel Cristobal

Team Timeout 1st Period: 9:42

No.	Name	Total				Goals / Shots							Punishments		
		Points	Goals	Shots	%	1-Pt All	1-Pt Spin	Spin	In-flight	Specialist	Direct Goal	6m	S	S+D	DR
1	CALLEJA CABORNERO Victor														
2	RAMIREZ DOMINGUEZ Manuel	5	3	4	75	1 / 2		2 / 2							
3	ARANGUEZ CABRERA Ivan														
4	PEREZ DOMINGUEZ Marcos Antonio														
5	CASTRO DUARTE Alberto	5	3	4	75	1 / 1		2 / 3							
6	MARTIN RUIZ Pablo	10	5	6	83					4 / 5		1 / 1			
7	CERVERA PEREZ DE VARGAS Gonzalo Man	10	5	11	45	0 / 1		3 / 8	2 / 2						
10	ORTOLA LOPEZ Adria	2	1	1	100			1 / 1					1	1	
16	MIRANDA SIRVENT Mario		0	4	0			0 / 4							
77	PELAEZ VALLEJO Rodrigo												1		
Bench/Team															
Totals		32	17	30	57	2 / 4		8 / 18	2 / 2	4 / 5		1 / 1	2	1	

No.	Goalkeeper	Total			Saves / Shots						
		Saves	Shots	%	1-Pt All	1-Pt Spin	Spin	In-flight	Specialist	Direct Goal	6m
1	CALLEJA CABORNERO Victor	2	9	22			2 / 4	0 / 2	0 / 1		0 / 2
3	ARANGUEZ CABRERA Ivan	1	8	13			0 / 1		1 / 5		0 / 2
Totals		3	17	18			2 / 5	0 / 2	1 / 6		0 / 4

CRO - Croatia

Headcoach: PARADZIK Mladen

No.	Name	Total				Goals / Shots							Punishments		
		Points	Goals	Shots	%	1-Pt All	1-Pt Spin	Spin	In-flight	Specialist	Direct Goal	6m	S	S+D	DR
4	BOTIC Gabriel	10	5	6	83					5 / 6					
5	JURIC Ivan	2	1	3	33			0 / 1	1 / 1			0 / 1			
10	BALIC Anteo														
12	MALENICIC Stipe														
14	KLARIC Noa														
18	BURA Lucian	12	6	7	86			2 / 2				4 / 5			
19	CVJETICANIN Fran												1	1	
27	KULIS Domagoj														
44	RUKLJAC Ivan														
55	VALENTAKOVIC Valentino	4	2	7	29			1 / 6	1 / 1						
Bench/Team															
Totals		28	14	23	61			3 / 9	2 / 2	5 / 6		4 / 6	1	1	

No.	Goalkeeper	Total			Saves / Shots						
		Saves	Shots	%	1-Pt All	1-Pt Spin	Spin	In-flight	Specialist	Direct Goal	6m
12	MALENICIC Stipe	5	21	24	0 / 1		4 / 12	0 / 2	1 / 5		0 / 1
14	KLARIC Noa	3	4	75	1 / 2		2 / 2				
Totals		8	25	32	1 / 3		6 / 14	0 / 2	1 / 5		0 / 1

Team Comparison

	1st Period				2nd Period			
	Spain		Croatia		Spain		Croatia	
	Goals/Shots	%	Goals/Shots	%	Goals/Shots	%	Goals/Shots	%
In-flight Shots					2 / 2	100	2 / 2	100
Spin Shots	4 / 9	44	1 / 3	33	4 / 9	44	2 / 6	33
Specialist Shots	3 / 4	75	4 / 5	80	1 / 1	100	1 / 1	100
1-Point Shots	1 / 1	100			1 / 3	33		
Direct Goal Shots								
6-meter Shots			1 / 2	50	1 / 1	100	3 / 4	75
1-Point Spin Shots								



SUN 10 AUG 2025
Start Time: 10:50

Results

Match No.: 13
Court 1

Spain 2 vs 0 Croatia

Referees:
DEITERS Bjarne (GER)
STUMPFJE Jesper (GER)

1st Period: 15 - 12
2nd Period: 17 - 16

ESP - Spain

No.	Name	Technical skills					
		Assists	Steals	Blocked Shots	Received 6m Fouls	Penalty Fouls	Turnovers
1	CALLEJA CABORNERO Victor						
2	RAMIREZ DOMINGUEZ Manuel	3			1		1
3	ARANGUEZ CABRERA Ivan						
4	PEREZ DOMINGUEZ Marcos Antonio			1		2	
5	CASTRO DUARTE Alberto			1			2
6	MARTIN RUIZ Pablo						2
7	CERVERA PEREZ DE VARGAS Gonzalo Man						1
10	ORTOLA LOPEZ Adria		1			2	
16	MIRANDA SIRVENT Mario	1					
77	PELAEZ VALLEJO Rodrigo					3	
Team							
Totals		4	1	2	1	7	6

Running Score

ESP - CRO

1st Period

0	:	2	BOTIC G
MARTIN RUIZ P	:	2	
2	:	4	BURA L
2	:	6	BURA L
MARTIN RUIZ P	:	4	
4	:	6	
MARTIN RUIZ P	:	4	BOTIC G
6	:	8	
6	:	10	BOTIC G
CERVERA PEREZ de V	:	8	
8	:	10	
ORTOLA LOPEZ A	:	10	
10	:	10	
CASTRO DUARTE A	:	12	
12	:	10	
RAMIREZ DOMINGUEZ	:	13	
13	:	10	
13	:	12	BOTIC G
CERVERA PEREZ de V	:	15	
15	:	12	

CRO - Croatia

No.	Name	Technical skills					
		Assists	Steals	Blocked Shots	Received 6m Fouls	Penalty Fouls	Turnovers
4	BOTIC Gabriel	2			3		1
5	JURIC Ivan	2			2		4
10	BALIC Anteo						
12	MALENICIC Stipe						
14	KLARIC Noa	1					
18	BURA Lucian		1		1		
19	CVJETICANIN Fran	1	1		1	1	
27	KULIS Domagoj						
44	RUKLJAC Ivan						
55	VALENTAKOVIC Valentino						5
Team							
Totals		6	2		7	1	10

2nd Period

2	:	0	
2	:	2	VALENTAKOVIC V
2	:	4	BURA L
2	:	6	BURA L
2	:	8	JURIC I
4	:	8	
CASTRO DUARTE A	:	4	
6	:	8	
MARTIN RUIZ P	:	6	
8	:	8	
CERVERA PEREZ de V	:	8	
10	:	8	
10	:	10	BURA L
12	:	10	
RAMIREZ DOMINGUEZ	:	12	
12	:	10	
CERVERA PEREZ de V	:	14	
14	:	10	
MARTIN RUIZ P	:	16	
16	:	10	
16	:	12	BOTIC G
16	:	12	
CASTRO DUARTE A	:	17	
17	:	12	
17	:	14	BURA L
17	:	16	VALENTAKOVIC V

Legend:

%	Efficiency	1-Pt	1-Point-Shots	1-Pt Spin	1-Point-Spin Shots	DR	Disqualification with Report
GG	Golden Goal	No.	Number	P6m	6m Penalty Shots	Spin	Spin Shots
S	Suspension	S+D	Suspension+Disqualification				



SUN 10 AUG 2025
Start Time: 14:40

Start List

Match No.: 14
Court 1

POR - TUN

Referees: BARTKOWIAK Sylwia (POL) / LAKOMY Weronika Monika (POL)

Technical Delegate A: GONZALEZ CASALES Paola (ESP)

Technical Delegate B: LI Dian (CHN)

POR - Portugal

No.	Name	Date of Birth	Competition Statistics					
			MP	Points	1-Pt	2-Pt	S	S+D
3	GOMES Rodrigo	3 APR 2004	3	18		9/12		
10	RODRIGUES Rui	26 FEB 1994	3				1	
13	COSTA Tiago	13 AUG 1996	3	28	2/4	13/17		
14	SANTOS Francisco	24 FEB 1996	3	1	1/1		1	
18	SILVA Jose	9 FEB 1993	3	24	0/1	12/15		
19	REBELO Jose	15 MAY 1996	3			0/2	1	
24	RIBEIRO Miguel	9 APR 2003	3				1	
33	FERREIRA Diogo	17 JUN 2001	3	42		21/34		
86	CASTRO Ricardo	12 AUG 1986	3			0/1		
Head Coach SERRANO Pedro (ESP)			Total	129	3/7	63/91	4	1

POR Played		
PR	BRA	1-2
PR	GER	2-1
PR	CRO	2-0

TUN - Tunisia

No.	Name	Date of Birth	Competition Statistics					
			MP	Points	1-Pt	2-Pt	S	S+D
1	ZARIAT Wassim	2 FEB 1986	3				1	
7	MECHERGUI Seif Eddine	26 JUN 2008	3	10		5/10	1	1
11	SFAR Ahmed	23 MAR 1991	3	12	0/2	6/13		
16	KHEZAMI Oussema	1 DEC 1988	3					
21	NESSIM Ouji	11 DEC 1995	3	16		8/9		
39	HAFFAR Mohamed Aziz	30 MAR 2008	3	1	1/1		2	
45	RHIMI Bachar	24 JUL 2006	3	21	1/1	10/12		
71	MAKHLOUF Yahia	25 MAR 2009	3	16		8/12		
97	FALLAH Hamza	9 JUL 1998	2	16		8/10		1
99	YASSINE Msaad	20 MAY 2008	3			0/1	2	
Head Coach MOHAMED Tabboubi			Total	92	2/4	45/67	6	1

TUN Played		
PR	CHN	2-0
PR	DEN	0-2
PR	ESP	0-2

Note:
Players below the bold line are not playing in this match

Legend:
1-Pt 1-Point Shots **2-Pt** 2-Point Shots **DR** Disqualification+Report **MP** Matches played
No. Uniform Number **PR** Preliminary Round **S** Suspensions **S+D** Suspensions+Disqualifications



MATCH AND REFEREES REPORT BEACH HANDBALL

<input type="checkbox"/>	WCh
<input type="checkbox"/>	Continental
<input type="checkbox"/>	Youth Olympics

<input type="checkbox"/>	World Cup
<input type="checkbox"/>	International Match
<input checked="" type="checkbox"/>	World Games

<input checked="" type="checkbox"/>	Men
<input type="checkbox"/>	Men's J
<input type="checkbox"/>	Men's Y

<input type="checkbox"/>	Women
<input type="checkbox"/>	Women's J
<input type="checkbox"/>	Women's Y

Matchnumber

M14

A / Home Team

B / Away Team

Final Result

Portugal			Tunisia			
Place	Court No.	Date	Time	Spectators	Report follows	
Chengdu (CHN)	1	10/08/2025	14:40	350	YES	

2 : 1

No.	Team A	P	S	S+D	DR
3	GOMES Rodrigo	12			
10	RODRIGUES Rui	2	12:06		
13	COSTA Tiago	33			
14	SANTOS Francisco	2			
18	SILVA Jose				
19	REBELO Jose				
24	RIBEIRO Miguel				
33	FERREIRA Diogo				
86	CASTRO Ricardo	2			
A	SERRANO Pedro				
B	ALBUQUERQUE Tiago				
C	BALSEIRO Erica				
D					
Sign. Off. A		TTO	9:27	-	

No.	Team B	P	S	S+D	DR
1	ZARIAT Wassim				20:00
7	MECHERGUI Seif Eddine		11:19		
11	SFAR Ahmed				10:00
16	KHEZAMI Oussema				
21	NESSIM Ouji	4			
39	HAFFAR Mohamed Aziz	10			
45	RHIMI Bachar	8			
71	MAKHLOUF Yahia	10			
97	FALLAH Hamza	12	7:54		
99	YASSINE Msaad		1:06		
A	TOUZI Aimen				
B	MOHAMED Tabboubi				
C	GUENAOU EP MEHANI Hana				
D	HMEM Marwen				
Sign. Off. A		TTO	-	4:57	

Referees	Nat.	Signature
1	BARTKOWIAK Sylwia	POL
2	LAKOMY Weronika Monika	POL

Technical Delegates	Nat.	Signature
A	GONZALEZ CASALES Paola	ESP
B	LI Dian	CHN

1st Period					
A	P	B	A	P	B
	1			26	
10	2	45		27	
	3			28	
3	4	39		29	
	5			30	
13	6	39		31	
	7			32	
3	8	71		33	
	9			34	
3	10	39		35	
	11			36	
13	12	97		37	
	13			38	
13	14	45		39	
	15			40	
13	16	97		41	
	17			42	
13	18	97		43	
	19			44	
13	20	39		45	
	21			46	
	22	71		47	
	23			48	
	24			49	
	25			50	

2nd Period					
A	P	B	A	P	B
	1			26	
13	2	71		27	
	3			28	
3	4	39		29	
	5			30	
13	6	21		31	
	7			32	
13	8	45		33	
	9			34	
86	10	97		35	
	11			36	
13	12	71		37	
	13			38	
13	14	97		39	
	15			40	
3	16	97		41	
13	17			42	
	18			43	
13	19			44	
	20			45	
13	21			46	
	22			47	
13	23			48	
	24			49	
	25			50	

1st Period	20 - 22	2nd Period	23 - 16
Result	0 - 1	Result	1 - 0
Shoot-out		Shoot-out	8 - 6
		Result	1 - 0

Portugal

No.	13	33	3	14	18						
DG											
6m					13						
P	2	/	2	2	2						

Tunisia

No.	21	97	45	39	71						
DG											
6m											
P	2	/	2	/	2						

Legend:							
6m	6-metre-shot	DG	Direct Goal	DR	Disqualification with Report	GG	Golden Goal
No.	Number	Off.	Official	P	Points	S	Suspension
S+D	Suspension and Disqualification	Sign.	Signature	TTO	Team Timeout		



SUN 10 AUG 2025
Start Time: 14:40

Results

Match No.: 14
Court 1

Portugal 2 vs 1 Tunisia

Referees:
BARTKOWIAK Sylwia (POL)
LAKOMY Weronika Monika (POL)

1st Period: 20 - 22
2nd Period: 23 - 16
Shoot-out: 8 - 6

POR - Portugal

Headcoach: SERRANO Pedro

Team Timeout 1st Period: 9:27

No.	Name	Total				Goals / Shots							Punishments		
		Points	Goals	Shots	%	1-Pt All	1-Pt Spin	Spin	In-flight	Specialist	Direct Goal	6m	S	S+D	DR
3	GOMES Rodrigo	12	6	8	75			6 / 7				0 / 1			
10	RODRIGUES Rui	2	1	1	100			1 / 1					1		
13	COSTA Tiago	33	17	19	89	1 / 1		15 / 17				1 / 1			
14	SANTOS Francisco	2	1	1	100			1 / 1							
18	SILVA Jose		0	2	0					0 / 1		0 / 1			
19	REBELO Jose														
24	RIBEIRO Miguel														
33	FERREIRA Diogo		0	5	0			0 / 2	0 / 1	0 / 1		0 / 1			
86	CASTRO Ricardo	2	1	1	100						1 / 1				
Bench/Team															
Totals		51	26	37	70	1 / 1		23 / 28	0 / 1	0 / 2	1 / 1	1 / 4	1		

No.	Goalkeeper	Total			Saves / Shots						
		Saves	Shots	%	1-Pt All	1-Pt Spin	Spin	In-flight	Specialist	Direct Goal	6m
14	SANTOS Francisco										
86	CASTRO Ricardo	10	32	31			9 / 26	0 / 1	0 / 3		1 / 2
Totals		10	32	31			9 / 26	0 / 1	0 / 3		1 / 2

TUN - Tunisia

Headcoach: MOHAMED Tabboubi

Team Timeout 2nd Period: 4:57

No.	Name	Total				Goals / Shots							Punishments		
		Points	Goals	Shots	%	1-Pt All	1-Pt Spin	Spin	In-flight	Specialist	Direct Goal	6m	S	S+D	DR
1	ZARIAT Wassim														1
7	MECHERGUI Seif Eddine		0	1	0			0 / 1					1		
11	SFAR Ahmed														1
16	KHEZAMI Oussema														
21	NESSIM Ouji	4	2	3	67			1 / 1				1 / 2			
39	HAFFAR Mohamed Aziz	10	5	7	71			4 / 6	1 / 1						
45	RHIMI Bachar	8	4	5	80			1 / 1		3 / 4					
71	MAKHLOUF Yahia	10	5	12	42			5 / 12							
97	FALLAH Hamza	12	6	9	67			6 / 9					1		
99	YASSINE Msaad												1		
Bench/Team															
Totals		44	22	37	59			17 / 30	1 / 1	3 / 4		1 / 2	3		2

No.	Goalkeeper	Total			Saves / Shots						
		Saves	Shots	%	1-Pt All	1-Pt Spin	Spin	In-flight	Specialist	Direct Goal	6m
1	ZARIAT Wassim	6	25	24			2 / 20	1 / 1	1 / 1	0 / 1	2 / 2
16	KHEZAMI Oussema	1	7	14	0 / 1		1 / 5				0 / 1
Totals		7	33	21	0 / 1		3 / 26	1 / 1	1 / 1	0 / 1	2 / 3

Team Comparison

	1st Period				2nd Period			
	Portugal		Tunisia		Portugal		Tunisia	
	Goals/Shots	%	Goals/Shots	%	Goals/Shots	%	Goals/Shots	%
In-flight Shots	0 / 1	0	1 / 1	100				
Spin Shots	10 / 13	77	8 / 13	62	10 / 11	91	6 / 13	46
Specialist Shots	0 / 2	0	2 / 2	100			1 / 2	50
1-Point Shots					1 / 1	100		
Direct Goal Shots					1 / 1	100		
6-meter Shots	0 / 2	0	0 / 1	0	0 / 1	0	1 / 1	100
1-Point Spin Shots								



SUN 10 AUG 2025
Start Time: 14:40

Results

Match No.: 14
Court 1

Portugal 2 vs 1 Tunisia

Referees:
BARTKOWIAK Sylwia (POL)
LAKOMY Weronika Monika (POL)

1st Period: 20 - 22
2nd Period: 23 - 16
Shoot-out: 8 - 6

Running Score POR - TUN

POR - Portugal

No.	Name	Technical skills					
		Assists	Steals	Blocked Shots	Received 6m Fouls	Penalty Fouls	Turnovers
3	GOMES Rodrigo						4
10	RODRIGUES Rui					1	
13	COSTA Tiago				2		2
14	SANTOS Francisco			2		1	
18	SILVA Jose						1
19	REBELO Jose						
24	RIBEIRO Miguel		1	1			
33	FERREIRA Diogo		1				
86	CASTRO Ricardo						
Team							
Totals			2	3	2	2	7

TUN - Tunisia

No.	Name	Technical skills					
		Assists	Steals	Blocked Shots	Received 6m Fouls	Penalty Fouls	Turnovers
1	ZARIAT Wassim						
7	MECHERGUI Seif Eddine		2			1	
11	SFAR Ahmed						
16	KHEZAMI Oussema						
21	NESSIM Ouji						
39	HAFFAR Mohamed Aziz		1				2
45	RHIMI Bachar	1			1		2
71	MAKHLOUF Yahia	1					1
97	FALLAH Hamza				1	1	2
99	YASSINE Msaad			1			
Team							
Totals		2	3	1	2	2	7

1st Period
RODRIGUES R 2 : 0
2 : 2 RHIMI B
2 : 4 HAFFAR MA
GOMES R 4 : 4
4 : 6 HAFFAR MA
4 : 8 MAKHLOUF Y
COSTA T 6 : 8
6 : 10 HAFFAR MA
GOMES R 8 : 10
8 : 12 FALLAH H
GOMES R 10 : 12
COSTA T 12 : 12
12 : 14 RHIMI B
COSTA T 14 : 14
14 : 16 FALLAH H
14 : 18 FALLAH H
COSTA T 16 : 18
16 : 20 HAFFAR MA
COSTA T 18 : 20
18 : 22 MAKHLOUF Y
COSTA T 20 : 22

2nd Period
COSTA T 2 : 0
2 : 2 MAKHLOUF Y
2 : 4 HAFFAR MA
GOMES R 4 : 4
4 : 6 NESSIM O
COSTA T 6 : 6
COSTA T 8 : 6
CASTRO R 10 : 6
COSTA T 12 : 6
COSTA T 14 : 6
14 : 8 RHIMI B
GOMES R 16 : 8
16 : 10 FALLAH H
16 : 12 MAKHLOUF Y
COSTA T 17 : 12
17 : 14 FALLAH H
COSTA T 19 : 14
19 : 16 FALLAH H
COSTA T 21 : 16
COSTA T 23 : 16

Shoot-out
0 : 2 NESSIM O
COSTA T 2 : 2
2 : 4 RHIMI B
GOMES R 4 : 4
SANTOS F 6 : 4
6 : 6 MAKHLOUF Y
COSTA T 8 : 6

Legend:							
%	Efficiency	1-Pt	1-Point-Shots	1-Pt Spin	1-Point-Spin Shots	DR	Disqualification with Report
GG	Golden Goal	No.	Number	P6m	6m Penalty Shots	Spin	Spin Shots
S	Suspension	S+D	Suspension+Disqualification				



SUN 10 AUG 2025
Start Time: 16:20

Start List

Match No.: 15
Court 1

BRA - CHN

Referees: PAYDA Soleiman (IRI) / KIANI Mohammadjavad (IRI)

Technical Delegate A: GONZALEZ CASALES Paola (ESP)

Technical Delegate B: OPAVA Jiri (CZE)

BRA - Brazil

No.	Name	Date of Birth	Competition Statistics					
			MP	Points	1-Pt	2-Pt	S	S+D
1	ROSSA Cristiano	21 FEB 1986	3					
2	da SILVA Pedro	11 DEC 1997	3	35	1/1	17/24		
3	CARVALHO Renan	3 NOV 1992	3	37	1/1	18/29		
4	de OLIVEIRA Andre	31 MAY 1999	3	4		2/2	2	1
5	AMARAL Nailson	3 JUL 1990	3	29	1/1	14/18		
6	OLIVEIRA Bruno	29 DEC 1985	3	20	2/2	9/12	1	
7	GONCALVES Rai	20 MAR 2005	3	2		1/2		
8	FERNANDES Hugo	31 OCT 1995	3				1	
11	TULLER Marcelo	18 APR 1995	3	2		1/2	3	
12	MORAIS Gustavo	18 NOV 2004	3					
Head Coach GUERRA Antonio			Total	129	5/5	62/89	7	1

BRA Played		
PR	POR	2-1
PR	CRO	2-0
PR	GER	2-1

CHN - People's Republic of China

No.	Name	Date of Birth	Competition Statistics					
			MP	Points	1-Pt	2-Pt	S	S+D
1	RUIHENG Suo	10 NOV 2004	3					
4	HUIFENG Ma	16 DEC 2003	3	22		11/20		
6	BEISHI Zhou	21 OCT 2000	3	2		1/2	2	
7	JIANHAO Ren	15 OCT 1999	3	2		1/4		
8	TINGQING Yang	13 FEB 1997	3	28	0/1	14/23		
10	KAIQIANG Wang	8 FEB 2001	3	4		2/5		
16	YUSHENG Li	20 JAN 2003	3	4		2/2		
25	RAOXIANG Mao	9 SEP 2003	3	2		1/4		
27	YUNHE Bi	19 FEB 2005	3	16		8/13	1	
77	TIANZHAO Liu	10 JUL 2004	3	6		3/7	1	
Head Coach WENXIN Zhu			Total	86	0/1	43/80	4	

CHN Played		
PR	TUN	0-2
PR	ESP	0-2
PR	DEN	0-2

Note:
Players below the bold line are not playing in this match

Legend:							
1-Pt	1-Point Shots	2-Pt	2-Point Shots	DR	Disqualification+Report	MP	Matches played
No.	Uniform Number	PR	Preliminary Round	S	Suspensions	S+D	Suspensions+Disqualifications



	Women
	Women's J
	Women's Y

M15

Final Result

2 : 0

2nd Period					
A	P	B	A	P	B
	1			26	
5	2	8		27	
	3			28	
2	4	10		29	
	5			30	
3	6	8		31	
	7			32	
5	8	10		33	
	9			34	
3	10	10		35	
	11			36	
2	12	8		37	
	13			38	
2	14	10		39	
	15			40	
5	16	27		41	
	17			42	
3	18	27		43	
	19			44	
3	20			45	
5	21			46	
	22			47	
	23			48	
	24			49	
	25			50	

1st Period	24 - 12		2nd Period	21 - 18
Result	1 - 0		Result	1 - 0
Shoot-out			Shoot-out	
			Result	

Brazil											
No.											
DG											
6m											
P											
People's Republic of China											
No.											
DG											
6m											
P											

Legend:							
6m	6-metre-shot	DG	Direct Goal	DR	Disqualification with Report	GG	Golden Goal
No.	Number	Off.	Official	P	Points	S	Suspension
S+D	Suspension and Disqualification	Sig.	Signature	TTO	Team Timeout		



SUN 10 AUG 2025
Start Time: 16:20

Results

Match No.: 15
Court 1

Brazil 2 vs 0 People's Republic of China

Referees:
PAYDA Soleiman (IRI)
KIANI Mohammadjavad (IRI)

1st Period: 24 - 12
2nd Period: 21 - 18

BRA - Brazil

Headcoach: GUERRA Antonio

Team Timeout 2nd Period: 9:27

No.	Name	Total				Goals / Shots							Punishments		
		Points	Goals	Shots	%	1-Pt All	1-Pt Spin	Spin	In-flight	Specialist	Direct Goal	6m	S	S+D	DR
1	ROSSA Cristiano														
2	da SILVA Pedro	10	5	5	100			1 / 1	4 / 4						
3	CARVALHO Renan	10	5	7	71			3 / 3	2 / 4						
4	de OLIVEIRA Andre														
5	AMARAL Nailson	19	10	12	83	1 / 1		7 / 7	2 / 3	0 / 1					
6	OLIVEIRA Bruno	2	1	3	33			0 / 1		1 / 2			1		
7	GONCALVES Rai	2	1	1	100					1 / 1					
8	FERNANDES Hugo														
11	TULLER Marcelo	2	1	1	100			1 / 1							
12	MORAIS Gustavo														
Bench/Team															
Totals		45	23	29	79	1 / 1		12 / 13	8 / 11	2 / 4			1		

No.	Goalkeeper	Total			Saves / Shots						
		Saves	Shots	%	1-Pt All	1-Pt Spin	Spin	In-flight	Specialist	Direct Goal	6m
1	ROSSA Cristiano	7	22	32	1 / 1		5 / 12	0 / 3	1 / 5		0 / 1
Totals		7	22	32	1 / 1		5 / 12	0 / 3	1 / 5		0 / 1

CHN - People's Republic of China

Headcoach: WENXIN Zhu

Team Timeout 1st Period: 9:45

No.	Name	Total				Goals / Shots							Punishments		
		Points	Goals	Shots	%	1-Pt All	1-Pt Spin	Spin	In-flight	Specialist	Direct Goal	6m	S	S+D	DR
1	RUIHENG Suo														
4	HUIFENG Ma	4	2	4	50	0 / 1		2 / 3							
6	BEISHI Zhou														
7	JIANHAO Ren		0	1	0					0 / 1					
8	TINGQING Yang	6	3	7	43			2 / 6	1 / 1						
10	KAIQIANG Wang	10	5	5	100					4 / 4		1 / 1			
16	YUSHENG Li														
25	RAOXIANG Mao														
27	YUNHE Bi	6	3	3	100			2 / 2	1 / 1						
77	TIANZHAO Liu	4	2	3	67			1 / 2	1 / 1						
Bench/Team															
Totals		30	15	23	65	0 / 1		7 / 13	3 / 3	4 / 5		1 / 1			

No.	Goalkeeper	Total			Saves / Shots						
		Saves	Shots	%	1-Pt All	1-Pt Spin	Spin	In-flight	Specialist	Direct Goal	6m
1	RUIHENG Suo	1	1	100					1 / 1		
16	YUSHENG Li	2	25	8	0 / 1		0 / 12	1 / 9	1 / 3		
Totals		3	26	12	0 / 1		0 / 12	1 / 9	2 / 4		

Team Comparison

	1st Period				2nd Period			
	Brazil		People's Republic of China		Brazil		People's Republic of China	
	Goals/Shots	%	Goals/Shots	%	Goals/Shots	%	Goals/Shots	%
In-flight Shots	5 / 5	100	1 / 1	100	3 / 6	50	2 / 2	100
Spin Shots	5 / 5	100	4 / 6	67	7 / 8	88	3 / 7	43
Specialist Shots	2 / 4	50	0 / 1	0			4 / 4	100
1-Point Shots			0 / 1	0	1 / 1	100		
Direct Goal Shots								
6-meter Shots			1 / 1	100				
1-Point Spin Shots								



SUN 10 AUG 2025
Start Time: 16:20

Results

Match No.: 15
Court 1

Brazil 2 vs 0 People's Republic of China

Referees:
PAYDA Soleiman (IRI)
KIANI Mohammadjavad (IRI)

1st Period: 24 - 12
2nd Period: 21 - 18

BRA - Brazil

No.	Name	Technical skills					
		Assists	Steals	Blocked Shots	Received 6m Fouls	Penalty Fouls	Turnovers
1	ROSSA Cristiano						
2	da SILVA Pedro						
3	CARVALHO Renan						
4	de OLIVEIRA Andre	1					
5	AMARAL Nailson	1					2
6	OLIVEIRA Bruno						2
7	GONCALVES Rai						1
8	FERNANDES Hugo						
11	TULLER Marcelo		2				
12	MORAIS Gustavo		1			1	
Team							
Totals		2	3			1	5

Running Score

BRA - CHN

1st Period

0	:	2	HUIFENG M
AMARAL N	:	2	
2	:	4	HUIFENG M
AMARAL N	:	4	
AMARAL N	:	6	
AMARAL N	:	8	
TULLER M	:	10	
CARVALHO R	:	12	
12	:	6	TIANZHAO L
AMARAL N	:	14	
AMARAL N	:	16	
OLIVEIRA B	:	18	
18	:	8	YUNHE B
da SILVA P	:	20	
20	:	10	KAIQIANG W
GONCALVES R	:	22	
da SILVA P	:	24	
24	:	12	TIANZHAO L

CHN - People's Republic of China

No.	Name	Technical skills					
		Assists	Steals	Blocked Shots	Received 6m Fouls	Penalty Fouls	Turnovers
1	RUIHENG Suo						
4	HUIFENG Ma	1					1
6	BEISHI Zhou		1				1
7	JIANHAO Ren						2
8	TINGQING Yang	1					2
10	KAIQIANG Wang						2
16	YUSHENG Li						
25	RAOXIANG Mao						1
27	YUNHE Bi						4
77	TIANZHAO Liu	1			1		
Team							
Totals		3	1		1		13

2nd Period

AMARAL N	:	2	:	0	
2	:	2	:	2	TINGQING Y
2	:	4	:	4	KAIQIANG W
da SILVA P	:	4	:	4	
4	:	6	:	6	TINGQING Y
CARVALHO R	:	6	:	6	
AMARAL N	:	8	:	6	
8	:	8	:	8	KAIQIANG W
CARVALHO R	:	10	:	8	
10	:	10	:	10	KAIQIANG W
da SILVA P	:	12	:	10	
12	:	12	:	12	TINGQING Y
da SILVA P	:	14	:	12	
14	:	14	:	14	KAIQIANG W
AMARAL N	:	16	:	14	
CARVALHO R	:	18	:	14	
CARVALHO R	:	20	:	14	
20	:	16	:	18	YUNHE B
20	:	18	:	18	YUNHE B
AMARAL N	:	21	:	18	

Legend:

%	Efficiency	1-Pt	1-Point-Shots	1-Pt Spin	1-Point-Spin Shots	DR	Disqualification with Report
GG	Golden Goal	No.	Number	P6m	6m Penalty Shots	Spin	Spin Shots
S	Suspension	S+D	Suspension+Disqualification				

Timing and Results provided by Tissot

HBBMTEAM4-----QFN000300--_73 v2.0

Report Created SUN 10 AUG 2025 16:52

Page 2 / 2



SUN 10 AUG 2025
Start Time: 18:00

Start List

Match No.: 16
Court 1

DEN - GER

Referees: RADUT Corina-Floriana (ROU) / ENACHE Daniela-Andreea (ROU)

Technical Delegate A: OPAVA Jiri (CZE)

Technical Delegate B: KRAJCAR Nevena (CRO)

DEN - Denmark

No.	Name	Date of Birth	Competition Statistics					
			MP	Points	1-Pt	2-Pt	S	S+D
1	HOGH Andreas	5 JAN 2003	3					
3	THOMSEN Mathias	15 MAY 1994	3	2		1/1	1	
4	VILLUMSEN Jeppe	25 SEP 1995	3	2		1/1		
5	LIND Mathies	9 MAY 2001	3			0/2		
7	ANDERSEN Martin	5 JUN 1989	3	58		29/40		
8	NIELSEN Christian	22 SEP 2003	3	46		23/28		
11	JENSEN Frederik	25 JUL 2000	3	20	2/2	9/11		
19	ULRICHSEN Laurids	16 MAR 2003	3				1	
20	MORTENSEN Casper	23 OCT 2002	3					
23	ELBROND Simon	9 FEB 2006	3	30		15/18		
Head Coach ANDERSEN Gorm			Total	158	2/2	78/101	2	

DEN Played		
PR	ESP	1-2
PR	TUN	2-0
PR	CHN	2-0

GER - Germany

No.	Name	Date of Birth	Competition Statistics					
			MP	Points	1-Pt	2-Pt	S	S+D
2	WORMANN Lennart	4 DEC 2004	3	14		7/11		
3	LIEBECK Lennart	23 DEC 2004	3	18		9/9		
6	ZELSER Lars Thomas	17 FEB 2004	3	26		13/19		
7	GUNTHER Timo Felix	24 MAR 1999	3	8		4/10		
10	HERR Jannis Michel	10 OCT 2006	3	40		20/30		
12	ZEYEN Tobias	3 FEB 1999	3				2	
13	HENRICH Severin Henner	1 JAN 2002	3	4		2/3	1	
14	PRAHST Hendrik	25 APR 2000	3				1	
18	JOHN Robin	27 JUL 1991	3	28		14/18		
26	EBERT Moritz Nikolaus	26 OCT 2000	3	4		2/3		
Head Coach FRANKE Marten Alexander			Total	142		71/103	4	

GER Played		
PR	CRO	2-1
PR	POR	1-2
PR	BRA	1-2

Note:
Players below the bold line are not playing in this match

Legend:							
1-Pt	1-Point Shots	2-Pt	2-Point Shots	DR	Disqualification+Report	MP	Matches played
No.	Uniform Number	PR	Preliminary Round	S	Suspensions	S+D	Suspensions+Disqualifications



MATCH AND REFEREES REPORT

BEACH HANDBALL

<input type="checkbox"/>	WCh
<input type="checkbox"/>	Continental
<input type="checkbox"/>	Youth Olympics

<input type="checkbox"/>	World Cup
<input type="checkbox"/>	International Match
<input checked="" type="checkbox"/>	World Games

<input checked="" type="checkbox"/>	Men
<input type="checkbox"/>	Men's J
<input type="checkbox"/>	Men's Y

<input type="checkbox"/>	Women
<input type="checkbox"/>	Women's J
<input type="checkbox"/>	Women's Y

Matchnumber

M16

A / Home Team

B / Away Team

Final Result

Denmark			Germany			
Place	Court No.	Date	Time	Spectators	Report follows	
Chengdu (CHN)	1	10/08/2025	18:00	250	NO	

1 : 2

No.	Team A	P	S	S+D	DR
1	HOGH Andreas				
3	THOMSEN Mathias				
4	VILLUMSEN Jeppe	2	4:34		
5	LIND Mathies		12:39		
7	ANDERSEN Martin	18			
8	NIELSEN Christian	12			
11	JENSEN Frederik	4	3:02		
19	ULRICHSEN Laurids		2:44		
20	MORTENSEN Casper				
23	ELBROND Simon	8			
A	ANDERSEN Gorm				
B	HJORTSHOJ Martin Vedel Bennedsen	6:37			
C	LUNDGAARD Frederik				
D	THOMSEN Anders				
Sign. Off. A		TTO	9:48	9:48	

No.	Team B	P	S	S+D	DR
2	WORMANN Lennart	12			
3	LIEBECK Lennart	2			
6	ZELSER Lars Thomas	12			
7	GUNTHER Timo Felix				
10	HERR Jannis Michel	15			
12	ZEYEN Tobias		6:37		
13	HENRICH Severin Henner	2	9:00		
14	PRAHST Hendrik		4:10		
18	JOHN Robin	4			
26	EBERT Moritz Nikolaus				
A	FRANKE Marten Alexander				
B	BANSA Konrad				
C	STRACKE Christina				
D	DR. DREYER Florian Joseph Heiner				
Sign. Off. A		TTO	9:58	-	

Referees	Nat.	Signature
1	RADUT Corina-Floriana	ROU
2	ENACHE Daniela-Andreea	ROU

Technical Delegates	Nat.	Signature
A	OPAVA Jiri	CZE
B	KRAJCAR Nevena	CRO

1st Period					
A	P	B	A	P	B
	1			26	
8	2	18		27	
	3			28	
7	4	10		29	
	5			30	
23	6	10		31	
	7			32	
7	8	2		33	
	9			34	
7	10	18		35	
	11			36	
8	12	10		37	
	13			38	
8	14	6		39	
	15			40	
7	16	2		41	
	17			42	
8	18	10		43	
	19			44	
7	20	2		45	
	21			46	
8	22	2		47	
	23	10		48	
11	24			49	
	25			50	

2nd Period					
A	P	B	A	P	B
	1			26	
7	2	6		27	
	3			28	
23	4	2		29	
	5			30	
7	6	6		31	
	7			32	
7	8	10		33	
	9			34	
8	10	6		35	
	11			36	
23	12	3		37	
	13			38	
	14	10		39	
	15			40	
	16			41	
	17			42	
	18			43	
	19			44	
	20			45	
	21			46	
	22			47	
	23			48	
	24			49	
	25			50	

1st Period	24 - 23	2nd Period	12 - 14
Result	1 - 0	Result	0 - 1
Shoot-out		Shoot-out	8 - 10
		Result	0 - 1

Denmark

No.	8	11	23	4	7	8				
DG										
6m										
P		2	2	2	2					
Germany										
No.	13	10	3	6	2	6				
DG										
6m										
P	2	2		2	2	2				

Legend:	6m	DG	DR	GG
No.	6-metre-shot	Direct Goal	Disqualification with Report	Golden Goal
S+D	Number	Official	Points	Suspension
	Suspension and Disqualification	Sign.	Team Timeout	



SUN 10 AUG 2025
Start Time: 18:00

Results

Match No.: 16
Court 1

Denmark 1 vs 2 Germany

Referees:
RADUT Corina-Floriana (ROU)
ENACHE Daniela-Andreea (ROU)

1st Period: 24 - 23
2nd Period: 12 - 14
Shoot-out: 8 - 10

DEN - Denmark

Headcoach: ANDERSEN Gorm

Team Timeouts: 9:48 9:48

No.	Name	Total				Goals / Shots							Punishments		
		Points	Goals	Shots	%	1-Pt All	1-Pt Spin	Spin	In-flight	Specialist	Direct Goal	6m	S	S+D	DR
1	HOGH Andreas														
3	THOMSEN Mathias														
4	VILLUMSEN Jeppe	2	1	1	100			1 / 1					1		
5	LIND Mathies												1		
7	ANDERSEN Martin	18	9	13	69			3 / 4	2 / 4	0 / 1		4 / 4			
8	NIELSEN Christian	12	6	11	55			1 / 4	5 / 7						
11	JENSEN Frederik	4	2	4	50			2 / 4					1		
19	ULRICHSEN Laurids												1		
20	MORTENSEN Casper														
23	ELBROND Simon	8	4	5	80			1 / 1		3 / 4					
Bench/Team													1		
Totals		44	22	34	65			8 / 14	7 / 11	3 / 5		4 / 4	5		

No.	Goalkeeper	Total			Saves / Shots						
		Saves	Shots	%	1-Pt All	1-Pt Spin	Spin	In-flight	Specialist	Direct Goal	6m
1	HOGH Andreas	4	20	20	0 / 1		1 / 11	3 / 8			
8	NIELSEN Christian	1	4	25			1 / 4				
11	JENSEN Frederik										
20	MORTENSEN Casper	0	5	0			0 / 2	0 / 1	0 / 1		0 / 1
Totals		5	29	17	0 / 1		2 / 17	3 / 9	0 / 1		0 / 1

GER - Germany

Headcoach: FRANKE Marten Alexander

Team Timeout 1st Period: 9:58

No.	Name	Total				Goals / Shots							Punishments		
		Points	Goals	Shots	%	1-Pt All	1-Pt Spin	Spin	In-flight	Specialist	Direct Goal	6m	S	S+D	DR
2	WORMANN Lennart	12	6	8	75			4 / 6	2 / 2						
3	LIEBECK Lennart	2	1	3	33			0 / 1	1 / 2						
6	ZELSER Lars Thomas	12	6	7	86			6 / 7							
7	GUNTHER Timo Felix														
10	HERR Jannis Michel	15	8	11	73	1 / 1		4 / 5	3 / 5						
12	ZEYEN Tobias												1		
13	HENRICH Severin Henner	2	1	1	100			1 / 1					1		
14	PRAHST Hendrik												1		
18	JOHN Robin	4	2	2	100					1 / 1		1 / 1			
26	EBERT Moritz Nikolaus														
Bench/Team															
Totals		47	24	32	75	1 / 1		15 / 20	6 / 9	1 / 1		1 / 1	3		

No.	Goalkeeper	Total			Saves / Shots						
		Saves	Shots	%	1-Pt All	1-Pt Spin	Spin	In-flight	Specialist	Direct Goal	6m
13	HENRICH Severin Henner	0	2	0			0 / 2				
26	EBERT Moritz Nikolaus	10	30	33			5 / 11	4 / 11	1 / 4		0 / 4
Totals		10	32	31			5 / 13	4 / 11	1 / 4		0 / 4

Team Comparison

	1st Period				2nd Period			
	Denmark		Germany		Denmark		Germany	
	Goals/Shots	%	Goals/Shots	%	Goals/Shots	%	Goals/Shots	%
In-flight Shots	4 / 5	80	3 / 4	75	3 / 6	50	3 / 5	60
Spin Shots	4 / 4	100	6 / 7	86	0 / 4	0	4 / 7	57
Specialist Shots	1 / 3	33	1 / 1	100	2 / 2	100		
1-Point Shots			1 / 1	100				
Direct Goal Shots								
6-meter Shots	3 / 3	100	1 / 1	100	1 / 1	100		
1-Point Spin Shots								

Timing and Results provided by Tissot



SUN 10 AUG 2025

Start Time: 18:00

Results

Match No.: 16

Court 1

Denmark 1 vs 2 Germany

Referees:

RADUT Corina-Floriana (ROU)

ENACHE Daniela-Andreea (ROU)

1st Period: 24 - 23

2nd Period: 12 - 14

Shoot-out: 8 - 10

DEN - Denmark

No.	Name	Technical skills					
		Assists	Steals	Blocked Shots	Received 6m Fouls	Penalty Fouls	Turnovers
1	HOGH Andreas						
3	THOMSEN Mathias		3				
4	VILLUMSEN Jeppe			1		1	
5	LIND Mathies						
7	ANDERSEN Martin	2			2		
8	NIELSEN Christian						
11	JENSEN Frederik	6			1		5
19	ULRICHSEN Laurids						
20	MORTENSEN Casper		1				
23	ELBROND Simon	1			1		2
Team							
Totals		9	4	1	4	1	7

GER - Germany

No.	Name	Technical skills					
		Assists	Steals	Blocked Shots	Received 6m Fouls	Penalty Fouls	Turnovers
2	WORMANN Lennart	1			1		3
3	LIEBECK Lennart						
6	ZELSER Lars Thomas	5					1
7	GUNTHER Timo Felix						
10	HERR Jannis Michel						1
12	ZEYEN Tobias					1	
13	HENRICH Severin Henner		1			1	
14	PRAHST Hendrik		1			2	
18	JOHN Robin						2
26	EBERT Moritz Nikolaus						
Team							
Totals		6	2		1	4	7

Running Score

DEN - GER

1st Period

0	:	2	JOHN R
0	:	4	HERR JM
2	:	4	NIELSEN C
2	:	6	HERR JM
4	:	6	ANDERSEN M
4	:	8	WORMANN L
6	:	8	ELBROND S
6	:	10	JOHN R
6	:	12	HERR JM
8	:	12	ANDERSEN M
8	:	14	ZELSER LT
10	:	14	ANDERSEN M
10	:	16	WORMANN L
12	:	16	NIELSEN C
12	:	18	HERR JM
14	:	18	NIELSEN C
16	:	18	ANDERSEN M
16	:	20	WORMANN L
16	:	22	WORMANN L
18	:	22	NIELSEN C
18	:	23	HERR JM
20	:	23	ANDERSEN M
22	:	23	NIELSEN C
24	:	23	JENSEN F

2nd Period

2	:	0	ANDERSEN M
4	:	0	ELBROND S
4	:	2	ZELSER LT
4	:	4	WORMANN L
6	:	4	ANDERSEN M
8	:	4	ANDERSEN M
8	:	6	ZELSER LT
8	:	8	HERR JM
8	:	10	ZELSER LT
10	:	10	NIELSEN C
12	:	10	ELBROND S
12	:	12	LIEBECK L
12	:	14	HERR JM

Shoot-out

0	:	2	HENRICH SH
2	:	2	JENSEN F
2	:	4	HERR JM
4	:	4	ELBROND S
4	:	4	VILLUMSEN J
6	:	6	ZELSER LT
8	:	6	ANDERSEN M
8	:	8	WORMANN L
8 (GG)	:	10	ZELSER LT

Legend:

%	Efficiency	1-Pt	1-Point-Shots	1-Pt Spin	1-Point-Spin Shots	DR	Disqualification with Report
GG	Golden Goal	No.	Number	P6m	6m Penalty Shots	Spin	Spin Shots
S	Suspension	S+D	Suspension+Disqualification				

Timing and Results provided by Tissot

HBBMTEAM4-----QFNL000400--_73 v2.0

Report Created SUN 10 AUG 2025 18:54

Page 2 / 2



Start List

Match No.: 3
Court 1

CHN - TUN

Referees: BRASIL Lucas (BRA) / SANTOS Wictor (BRA)

Technical Delegate A: KRAJCAR Nevena (CRO)

Technical Delegate B: OPAVA Jiri (CZE)

CHN - People's Republic of China

No.	Name	Date of Birth	Competition Statistics						
			MP	Points	1-Pt	2-Pt	S	S+D	DR
1	RUIHENG Suo	10 NOV 2004							
4	HUIFENG Ma	16 DEC 2003							
6	BEISHI Zhou	21 OCT 2000							
7	JIANHAO Ren	15 OCT 1999							
8	TINGQING Yang	13 FEB 1997							
10	KAIQIANG Wang	8 FEB 2001							
16	YUSHENG Li	20 JAN 2003							
25	RAOXIANG Mao	9 SEP 2003							
27	YUNHE Bi	19 FEB 2005							
77	TIANZHAO Liu	10 JUL 2004							
Head Coach WENXIN Zhu			Total						

CHN Played		
PR	TUN	7 AUG
PR	ESP	8 AUG
PR	DEN	9 AUG

TUN - Tunisia

No.	Name	Date of Birth	Competition Statistics						
			MP	Points	1-Pt	2-Pt	S	S+D	DR
1	ZARIAT Wassim	2 FEB 1986							
7	MECHERGUI Seif Eddine	26 JUN 2008							
11	SFAR Ahmed	23 MAR 1991							
16	KHEZAMI Oussema	1 DEC 1988							
21	NESSIM Ouji	11 DEC 1995							
39	HAFFAR Mohamed Aziz	30 MAR 2008							
45	RHIMI Bachar	24 JUL 2006							
71	MAKHLOUF Yahia	25 MAR 2009							
97	FALLAH Hamza	9 JUL 1998							
99	YASSINE Msaad	20 MAY 2008							
Head Coach MOHAMED Tabboubi			Total						

TUN Played		
PR	CHN	7 AUG
PR	DEN	8 AUG
PR	ESP	9 AUG

Note:
Players below the bold line are not playing in this match

Legend:
1-Pt 1-Point Shots **2-Pt** 2-Point Shots **DR** Disqualification+Report **MP** Matches played
No. Uniform Number **PR** Preliminary Round **S** Suspensions **S+D** Suspensions+Disqualifications

Final Result

0 : 2

2nd Period					
A	P	B	A	P	B
	1			26	
4	2	21		27	
	3			28	
8	4	97		29	
	5			30	
4	6	7		31	
	7			32	
8	8	7		33	
	9			34	
4	10	21		35	
	11			36	
8	12	21		37	
	13	39		38	
	14			39	
	15			40	
	16			41	
	17			42	
	18			43	
	19			44	
	20			45	
	21			46	
	22			47	
	23			48	
	24			49	
	25			50	

1st Period	14 - 16		2nd Period	12 - 13
Result	0 - 1		Result	0 - 1
Shoot-out			Shoot-out	
			Result	

People's Republic of China											
No.											
DG											
6m											
P											

Tunisia											
No.											
DG											
6m											
P											

Legend:							
6m	6-metre-shot	DG	Direct Goal	DR	Disqualification with Report	GG	Golden Goal
No.	Number	Off.	Official	P	Points	S	Suspension
S+D	Suspension and Disqualification	Sign.	Signature	TTO	Team Timeout		



THU 7 AUG 2025
Start Time: 12:30

Preliminary Round - Group B

Results

Match No.: 3
Court 1

People's Republic of China 0 vs 2 Tunisia

Referees:
BRASIL Lucas (BRA)
SANTOS Wictor (BRA)

1st Period: 14 - 16
2nd Period: 12 - 13

CHN - People's Republic of China

Headcoach: WENXIN Zhu

Team Timeouts: 9:57 9:58

No.	Name	Total				Goals / Shots							Punishments		
		Points	Goals	Shots	%	1-Pt All	1-Pt Spin	Spin	In-flight	Specialist	Direct Goal	6m	S	S+D	DR
1	RUIHENG Suo														
4	HUIFENG Ma	12	6	10	60			6 / 10							
6	BEISHI Zhou		0	1	0				0 / 1						
7	JIANHAO Ren														
8	TINGQING Yang	8	4	6	67			4 / 6							
10	KAIQIANG Wang		0	1	0					0 / 1					
16	YUSHENG Li														
25	RAOXIANG Mao														
27	YUNHE Bi	2	1	1	100							1 / 1	1		
77	TIANZHAO Liu	4	2	3	67			1 / 2	1 / 1						
Bench/Team															
Totals		26	13	22	59			11 / 18	1 / 2	0 / 1		1 / 1	1		

No.	Goalkeeper	Total			Saves / Shots						
		Saves	Shots	%	1-Pt All	1-Pt Spin	Spin	In-flight	Specialist	Direct Goal	6m
1	RUIHENG Suo	2	3	67			1 / 1		0 / 1		1 / 1
16	YUSHENG Li	3	17	18	0 / 1		2 / 12	0 / 2	1 / 1		0 / 1
Totals		5	20	25	0 / 1		3 / 13	0 / 2	1 / 2		1 / 2

TUN - Tunisia

Headcoach: MOHAMED Tabboubi

Team Timeouts: 9:51 9:51

No.	Name	Total				Goals / Shots							Punishments		
		Points	Goals	Shots	%	1-Pt All	1-Pt Spin	Spin	In-flight	Specialist	Direct Goal	6m	S	S+D	DR
1	ZARIAT Wassim														
7	MECHERGUI Seif Eddine	8	4	7	57			3 / 5	1 / 2						
11	SFAR Ahmed	4	2	5	40	0 / 1		1 / 2				1 / 2			
16	KHEZAMI Oussema														
21	NESSIM Ouji	6	3	3	100			3 / 3							
39	HAFFAR Mohamed Aziz	1	1	1	100	1 / 1									
45	RHIMI Bachar	2	1	2	50					1 / 2					
71	MAKHLOUF Yahia														
97	FALLAH Hamza	8	4	5	80			3 / 4	1 / 1						
99	YASSINE Msaad														
Bench/Team															
Totals		29	15	23	65	1 / 2		10 / 14	2 / 3	1 / 2		1 / 2			

No.	Goalkeeper	Total			Saves / Shots						
		Saves	Shots	%	1-Pt All	1-Pt Spin	Spin	In-flight	Specialist	Direct Goal	6m
1	ZARIAT Wassim	5	18	28			4 / 15	1 / 2			0 / 1
Totals		5	18	28			4 / 15	1 / 2			0 / 1

Team Comparison

	1st Period				2nd Period			
	People's Republic of China		Tunisia		People's Republic of China		Tunisia	
	Goals/Shots	%	Goals/Shots	%	Goals/Shots	%	Goals/Shots	%
In-flight Shots	1 / 1	100			0 / 1	0	2 / 3	67
Spin Shots	5 / 11	45	6 / 9	67	6 / 7	86	4 / 5	80
Specialist Shots	0 / 1	0	1 / 1	100			0 / 1	0
1-Point Shots			0 / 1	0			1 / 1	100
Direct Goal Shots								
6-meter Shots	1 / 1	100	1 / 1	100			0 / 1	0
1-Point Spin Shots								



Results

Match No.: 3
Court 1

People's Republic of China 0 vs 2 Tunisia

Referees:
BRASIL Lucas (BRA)
SANTOS Wictor (BRA)

1st Period: 14 - 16
2nd Period: 12 - 13

CHN - People's Republic of China

No.	Name	Technical skills					
		Assists	Steals	Blocked Shots	Received 6m Fouls	Penalty Fouls	Turnovers
1	RUIHENG Suo						
4	HUIFENG Ma	1			1		
6	BEISHI Zhou						1
7	JIANHAO Ren	1					2
8	TINGQING Yang						1
10	KAIQIANG Wang					1	
16	YUSHENG Li						
25	RAOXIANG Mao						
27	YUNHE Bi					1	
77	TIANZHAO Liu						
Team							1
Totals		2			1	2	5

Running Score

CHN - TUN

1st Period

0	:	2	RHIMI B
HUIFENG M	:	2	
2	:	4	FALLAH H
HUIFENG M	:	4	
4	:	6	FALLAH H
HUIFENG M	:	6	
TIANZHAO L	:	6	
8	:	8	SFAR A
YUNHE B	:	8	
10	:	10	MECHERGUI SE
10	:	12	MECHERGUI SE
TIANZHAO L	:	12	
12	:	14	SFAR A
TINGQING Y	:	14	
14	:	16	FALLAH H

TUN - Tunisia

No.	Name	Technical skills					
		Assists	Steals	Blocked Shots	Received 6m Fouls	Penalty Fouls	Turnovers
1	ZARIAT Wassim						1
7	MECHERGUI Seif Eddine	1			1		
11	SFAR Ahmed						1
16	KHEZAMI Oussema						
21	NESSIM Ouji	1					
39	HAFFAR Mohamed Aziz			2			
45	RHIMI Bachar	1					
71	MAKHLOUF Yahia						
97	FALLAH Hamza				1		
99	YASSINE Msaad					1	
Team							
Totals		3		2	2	1	2

2nd Period

HUIFENG M	:	0	
2	:	2	NESSIM O
TINGQING Y	:	4	
HUIFENG M	:	6	
6	:	4	FALLAH H
TINGQING Y	:	8	
HUIFENG M	:	10	
10	:	6	MECHERGUI SE
TINGQING Y	:	12	
12	:	8	MECHERGUI SE
12	:	10	NESSIM O
12	:	12	NESSIM O
12	:	13	HAFFAR MA

Legend:

%	Efficiency	1-Pt	1-Point-Shots	1-Pt Spin	1-Point-Spin Shots	DR	Disqualification with Report
GG	Golden Goal	No.	Number	P6m	6m Penalty Shots	Spin	Spin Shots
S	Suspension	S+D	Suspension+Disqualification				



Start List

Match No.: 4
Court 2

DEN - ESP

Referees: DEITERS Bjarne (GER) / STUMPFE Jesper (GER)

Technical Delegate A: ROLLAND Jerome (FRA)
Technical Delegate B: CALDAS Luiz Filipe (BRA)

DEN - Denmark

No.	Name	Date of Birth	Competition Statistics						
			MP	Points	1-Pt	2-Pt	S	S+D	DR
1	HOGH Andreas	5 JAN 2003							
3	THOMSEN Mathias	15 MAY 1994							
4	VILLUMSEN Jeppe	25 SEP 1995							
5	LIND Mathies	9 MAY 2001							
7	ANDERSEN Martin	5 JUN 1989							
8	NIELSEN Christian	22 SEP 2003							
11	JENSEN Frederik	25 JUL 2000							
19	ULRICHSEN Laurids	16 MAR 2003							
20	MORTENSEN Casper	23 OCT 2002							
23	ELBROND Simon	9 FEB 2006							
Head Coach ANDERSEN Gorm			Total						

DEN Played		
PR	ESP	7 AUG
PR	TUN	8 AUG
PR	CHN	9 AUG

ESP - Spain

No.	Name	Date of Birth	Competition Statistics						
			MP	Points	1-Pt	2-Pt	S	S+D	DR
1	CALLEJA CABORNERO Victor	8 NOV 2003							
2	RAMIREZ DOMINGUEZ Manuel	25 JUL 2001							
3	ARANGUEZ CABRERA Ivan	28 DEC 1999							
4	PEREZ DOMINGUEZ Marcos Antonio	12 OCT 2006							
5	CASTRO DUARTE Alberto	13 JUL 1994							
6	MARTIN RUIZ Pablo	5 JAN 2001							
7	CERVERA PEREZ DE VARGAS Gonzalo Man	29 APR 1992							
10	ORTOLA LOPEZ Adria	14 JUL 1995							
16	MIRANDA SIRVENT Mario	31 MAR 2006							
77	PELAEZ VALLEJO Rodrigo	16 MAR 2004							
Head Coach RUEDA ROMAN Miguel Cristobal			Total						

ESP Played		
PR	DEN	7 AUG
PR	CHN	8 AUG
PR	TUN	9 AUG

Note:
Players below the bold line are not playing in this match

Legend:							
1-Pt	1-Point Shots	2-Pt	2-Point Shots	DR	Disqualification+Report	MP	Matches played
No.	Uniform Number	PR	Preliminary Round	S	Suspensions	S+D	Suspensions+Disqualifications



MATCH AND REFEREES REPORT

BEACH HANDBALL

<input type="checkbox"/>	WCh
<input type="checkbox"/>	Continental
<input type="checkbox"/>	Youth Olympics

<input type="checkbox"/>	World Cup
<input type="checkbox"/>	International Match
<input checked="" type="checkbox"/>	World Games

<input checked="" type="checkbox"/>	Men
<input type="checkbox"/>	Men's J
<input type="checkbox"/>	Men's Y

<input type="checkbox"/>	Women
<input type="checkbox"/>	Women's J
<input type="checkbox"/>	Women's Y

Matchnumber

M04

A / Home Team

B / Away Team

Final Result

Denmark			Spain			
Place	Court No.	Date	Time	Spectators	Report follows	
Chengdu (CHN)	2	07/08/2025	12:30	120	NO	

1 : 2

No.	Team A	P	S	S+D	DR
1	HOGH Andreas				
3	THOMSEN Mathias		5:33		
4	VILLUMSEN Jeppe	2			
5	LIND Mathies				
7	ANDERSEN Martin	20			
8	NIELSEN Christian	20			
11	JENSEN Frederik	2			
19	ULRICHSEN Laurids				
20	MORTENSEN Casper				
23	ELBROND Simon	6			
A	ANDERSEN Gorm				
B	HJORTSHOJ Martin Vedel Bennedsen				
C	LUNDGAARD Frederik				
D	THOMSEN Anders				
Sign. Off. A		TTO	8:08	6:28	

No.	Team B	P	S	S+D	DR
1	CALLEJA CABORNERO Victor				
2	RAMIREZ DOMINGUEZ Manuel	8			
3	ARANGUEZ CABRERA Ivan				
4	PEREZ DOMINGUEZ Marcos Antonio		7:45	17:19	
5	CASTRO DUARTE Alberto	4	16:44		
6	MARTIN RUIZ Pablo	7			
7	CERVERA PEREZ DE VARGAS Gonzalo Man	5			
10	ORTOLA LOPEZ Adria	2	8:48		
16	MIRANDA SIRVENT Mario	14			
77	PELAEZ VALLEJO Rodrigo				
A	RUEDA ROMAN Miguel Cristobal				
B	NAVARRO GUIJO Jose Antonio				
C	VERAS SILVA Rafael Laert				
D	CALVILLO RODA Jose Maria				
Sign. Off. A		TTO	-	6:11	

Referees	Nat.	Signature
1	DEITERS Bjarne	GER
2	STUMPFE Jesper	GER

Technical Delegates	Nat.	Signature
A	ROLLAND Jerome	FRA
B	CALDAS Luiz Filipe	BRA

1st Period					
A	P	B	A	P	B
	1			26	
8	2	2		27	
	3			28	
7	4	5		29	
	5			30	
7	6	2		31	
	7			32	
7	8	2		33	
	9			34	
8	10	6		35	
	11			36	
8	12	16		37	
	13			38	
8	14	7		39	
	15			40	
	16	16		41	
	17	7		42	
	18			43	
	19			44	
	20			45	
	21			46	
	22			47	
	23			48	
	24			49	
	25			50	

2nd Period					
A	P	B	A	P	B
	1		8	26	
7	2	16		27	
	3		8	28	
7	4	16		29	
	5			30	
7	6	6		31	
	7			32	
23	8	16		33	
	9			34	
7	10	6		35	
	11			36	
23	12	16		37	
	13			38	
7	14	2		39	
	15			40	
8	16			41	
	17			42	
8	18			43	
	19			44	
8	20			45	
	21			46	
7	22			47	
	23			48	
8	24			49	
	25			50	

1st Period	14 - 17	2nd Period	28 - 14
Result	0 - 1	Result	1 - 0
Shoot-out		Shoot-out	8 - 9
		Result	0 - 1

Denmark

No.	8	11	23	4	7					
DG										
6m					7					
P		2	2	2	2					
Spain										
No.	5	10	7	16	6					
DG										
6m										
P	2	2	2	2	1					

Legend:	6m	DG	DR	GG
No.	6-metre-shot	Direct Goal	Disqualification with Report	Golden Goal
S+D	Number	Official	Points	Suspension
	Suspension and Disqualification	Sign.	Team Timeout	



THU 7 AUG 2025
Start Time: 12:30

Preliminary Round - Group B

Results

Match No.: 4
Court 2

Denmark 1 vs 2 Spain

Referees:
DEITERS Bjarne (GER)
STUMPFJE Jesper (GER)

1st Period: 14 - 17
2nd Period: 28 - 14
Shoot-out: 8 - 9

DEN - Denmark

Headcoach: ANDERSEN Gorm

Team Timeouts: 8:08 6:28

No.	Name	Total				Goals / Shots							Punishments		
		Points	Goals	Shots	%	1-Pt All	1-Pt Spin	Spin	In-flight	Specialist	Direct Goal	6m	S	S+D	DR
1	HOGH Andreas														
3	THOMSEN Mathias												1		
4	VILLUMSEN Jeppe	2	1	1	100			1 / 1							
5	LIND Mathies		0	2	0			0 / 2							
7	ANDERSEN Martin	20	10	13	77			3 / 5	4 / 5	1 / 1		2 / 2			
8	NIELSEN Christian	20	10	12	83			6 / 8	4 / 4						
11	JENSEN Frederik	2	1	2	50			1 / 1				0 / 1			
19	ULRICHSEN Laurids														
20	MORTENSEN Casper														
23	ELBROND Simon	6	3	3	100			1 / 1		2 / 2					
Bench/Team															
Totals		50	25	33	76			12 / 18	8 / 9	3 / 3		2 / 3	1		

No.	Goalkeeper	Total			Saves / Shots						
		Saves	Shots	%	1-Pt All	1-Pt Spin	Spin	In-flight	Specialist	Direct Goal	6m
1	HOGH Andreas	6	20	30	0 / 2		6 / 16		0 / 2		
7	ANDERSEN Martin										
8	NIELSEN Christian	0	3	0			0 / 2	0 / 1			
11	JENSEN Frederik										
20	MORTENSEN Casper	5	9	56			4 / 6		0 / 2		1 / 1
23	ELBROND Simon	1	1	100			1 / 1				
Totals		12	33	36	0 / 2		11 / 25	0 / 1	0 / 4		1 / 1

ESP - Spain

Headcoach: RUEDA ROMAN Miguel Cristobal

Team Timeout 2nd Period: 6:11

No.	Name	Total				Goals / Shots							Punishments		
		Points	Goals	Shots	%	1-Pt All	1-Pt Spin	Spin	In-flight	Specialist	Direct Goal	6m	S	S+D	DR
1	CALLEJA CABORNERO Victor														
2	RAMIREZ DOMINGUEZ Manuel	8	4	5	80			3 / 4		1 / 1					
3	ARANGUEZ CABRERA Ivan														
4	PEREZ DOMINGUEZ Marcos Antonio												1	1	
5	CASTRO DUARTE Alberto	4	2	2	100			1 / 1	1 / 1				1		
6	MARTIN RUIZ Pablo	7	4	5	80	1 / 1				3 / 3		0 / 1			
7	CERVERA PEREZ DE VARGAS Gonzalo Man	5	3	10	30	1 / 1		2 / 8				0 / 1			
10	ORTOLA LOPEZ Adria	2	1	2	50			1 / 2					1		
16	MIRANDA SIRVENT Mario	14	7	12	58			7 / 12							
77	PELAEZ VALLEJO Rodrigo														
Bench/Team															
Totals		40	21	36	58	2 / 2		14 / 27	1 / 1	4 / 4		0 / 2	3	1	

No.	Goalkeeper	Total			Saves / Shots						
		Saves	Shots	%	1-Pt All	1-Pt Spin	Spin	In-flight	Specialist	Direct Goal	6m
1	CALLEJA CABORNERO Victor	5	18	28			4 / 13	1 / 4			0 / 1
2	RAMIREZ DOMINGUEZ Manuel	0	1	0			0 / 1				
3	ARANGUEZ CABRERA Ivan	0	8	0			0 / 1	0 / 5	0 / 2		
5	CASTRO DUARTE Alberto										
6	MARTIN RUIZ Pablo	0	1	0					0 / 1		
10	ORTOLA LOPEZ Adria	0	2	0			0 / 1				0 / 1
Totals		5	30	17			4 / 16	1 / 9	0 / 3		0 / 2



Results

Match No.: 4
Court 2

Team Comparison	1st Period				2nd Period			
	Denmark		Spain		Denmark		Spain	
	Goals/Shots	%	Goals/Shots	%	Goals/Shots	%	Goals/Shots	%
In-flight Shots	1 / 1	100			7 / 8	88		
Spin Shots	5 / 9	56	7 / 13	54	4 / 5	80	4 / 11	36
Specialist Shots			1 / 1	100	3 / 3	100	3 / 3	100
1-Point Shots			1 / 1	100				
Direct Goal Shots								
6-meter Shots	1 / 1	100	0 / 1	0	0 / 1	0	0 / 1	0
1-Point Spin Shots								



Results

Match No.: 4
Court 2

Denmark 1 vs 2 Spain

Referees:
DEITERS Bjarne (GER)
STUMPFE Jesper (GER)

1st Period: 14 - 17
2nd Period: 28 - 14
Shoot-out: 8 - 9

DEN - Denmark

No.	Name	Technical skills					
		Assists	Steals	Blocked Shots	Received 6m Fouls	Penalty Fouls	Turnovers
1	HOGH Andreas						
3	THOMSEN Mathias						
4	VILLUMSEN Jeppe						
5	LIND Mathies	1			1		
7	ANDERSEN Martin						2
8	NIELSEN Christian						
11	JENSEN Frederik	7			1	1	1
19	ULRICHSEN Laurids					1	
20	MORTENSEN Casper						
23	ELBROND Simon	1					
Team							
Totals		9			2	2	3

ESP - Spain

No.	Name	Technical skills					
		Assists	Steals	Blocked Shots	Received 6m Fouls	Penalty Fouls	Turnovers
1	CALLEJA CABORNERO Victor						
2	RAMIREZ DOMINGUEZ Manuel						1
3	ARANGUEZ CABRERA Ivan						
4	PEREZ DOMINGUEZ Marcos Antonio					2	
5	CASTRO DUARTE Alberto						
6	MARTIN RUIZ Pablo	1					
7	CERVERA PEREZ DE VARGAS Gonzalo Man				1	1	1
10	ORTOLA LOPEZ Adria					1	
16	MIRANDA SIRVENT Mario				1		
77	PELAEZ VALLEJO Rodrigo						
Team							
Totals		1			2	4	2

Running Score

DEN - ESP

1st Period

NIELSEN C	2 : 0		
	2 : 2	RAMIREZ DOMINGUEZ	
	2 : 4	CASTRO DUARTE A	
ANDERSEN M	4 : 4		
	4 : 6	RAMIREZ DOMINGUEZ	
	4 : 8	RAMIREZ DOMINGUEZ	
	4 : 10	MARTIN RUIZ P	
ANDERSEN M	6 : 10		
	6 : 12	MIRANDA SIRVENT M	
	6 : 14	CERVERA PEREZ de V	
ANDERSEN M	8 : 14		
NIELSEN C	10 : 14		
	10 : 16	MIRANDA SIRVENT M	
NIELSEN C	12 : 16		
	12 : 17	CERVERA PEREZ de V	
NIELSEN C	14 : 17		

2nd Period

ANDERSEN M	2 : 0		
ANDERSEN M	4 : 0		
	4 : 2	MIRANDA SIRVENT M	
ANDERSEN M	6 : 2		
	6 : 4	MIRANDA SIRVENT M	
ELBROND S	8 : 4		
ANDERSEN M	10 : 4		
	10 : 6	MARTIN RUIZ P	
ELBROND S	12 : 6		
	12 : 8	MIRANDA SIRVENT M	
ANDERSEN M	14 : 8		
	14 : 10	MARTIN RUIZ P	
NIELSEN C	16 : 10		
NIELSEN C	18 : 10		
	18 : 12	MIRANDA SIRVENT M	
NIELSEN C	20 : 12		
ANDERSEN M	22 : 12		
NIELSEN C	24 : 12		
	24 : 14	RAMIREZ DOMINGUEZ	
NIELSEN C	26 : 14		
NIELSEN C	28 : 14		

Shoot-out

	0 : 2	CASTRO DUARTE A	
JENSEN F	2 : 2		
	2 : 4	ORTOLA LOPEZ A	
ELBROND S	4 : 4		
	4 : 6	CERVERA PEREZ de V	
VILLUMSEN J	6 : 6		
	6 : 8	MIRANDA SIRVENT M	
ANDERSEN M	8 : 8		
	8 : 9	MARTIN RUIZ P	

Legend:

%	Efficiency	1-Pt	1-Point-Shots	1-Pt Spin	1-Point-Spin Shots	DR	Disqualification with Report
GG	Golden Goal	No.	Number	P6m	6m Penalty Shots	Spin	Spin Shots
S	Suspension	S+D	Suspension+Disqualification				



Start List

Match No.: 5
Court 2

TUN - DEN

Referees: JOHANSSON GOMER Johan Olof (SWE) / GOMER Martin (SWE)

Technical Delegate A: CALDAS Luiz Filipe (BRA)

Technical Delegate B: OPAVA Jiri (CZE)

TUN - Tunisia

No.	Name	Date of Birth	Competition Statistics						
			MP	Points	1-Pt	2-Pt	S	S+D	DR
1	ZARIAT Wassim	2 FEB 1986	1						
7	MECHERGUI Seif Eddine	26 JUN 2008	1	8		4/7			
11	SFAR Ahmed	23 MAR 1991	1	4	0/1	2/4			
16	KHEZAMI Oussema	1 DEC 1988	1						
21	NESSIM Ouji	11 DEC 1995	1	6		3/3			
39	HAFFAR Mohamed Aziz	30 MAR 2008	1	1	1/1				
45	RHIMI Bachar	24 JUL 2006	1	2		1/2			
71	MAKHLOUF Yahia	25 MAR 2009	1						
97	FALLAH Hamza	9 JUL 1998	1	8		4/5			
99	YASSINE Msaad	20 MAY 2008	1						
Head Coach MOHAMED Tabboubi			Total	29	1/2	14/21			

TUN Played		
PR	CHN	2-0
PR	DEN	8 AUG
PR	ESP	9 AUG

DEN - Denmark

No.	Name	Date of Birth	Competition Statistics						
			MP	Points	1-Pt	2-Pt	S	S+D	DR
1	HOGH Andreas	5 JAN 2003	1						
3	THOMSEN Mathias	15 MAY 1994	1				1		
4	VILLUMSEN Jeppe	25 SEP 1995	1	2		1/1			
5	LIND Mathies	9 MAY 2001	1			0/2			
7	ANDERSEN Martin	5 JUN 1989	1	20		10/13			
8	NIELSEN Christian	22 SEP 2003	1	20		10/12			
11	JENSEN Frederik	25 JUL 2000	1	2		1/2			
19	ULRICHSEN Laurids	16 MAR 2003	1						
20	MORTENSEN Casper	23 OCT 2002	1						
23	ELBROND Simon	9 FEB 2006	1	6		3/3			
Head Coach ANDERSEN Gorm			Total	50		25/33	1		

DEN Played		
PR	ESP	1-2
PR	TUN	8 AUG
PR	CHN	9 AUG

Note:
Players below the bold line are not playing in this match

Legend:
1-Pt 1-Point Shots **2-Pt** 2-Point Shots **DR** Disqualification+Report **MP** Matches played
No. Uniform Number **PR** Preliminary Round **S** Suspensions **S+D** Suspensions+Disqualifications



MATCH AND REFEREES REPORT BEACH HANDBALL

<input type="checkbox"/>	WCh
<input type="checkbox"/>	Continental
<input type="checkbox"/>	Youth Olympics

<input type="checkbox"/>	World Cup
<input type="checkbox"/>	International Match
<input checked="" type="checkbox"/>	World Games

<input checked="" type="checkbox"/>	Men
<input type="checkbox"/>	Men's J
<input type="checkbox"/>	Men's Y

<input type="checkbox"/>	Women
<input type="checkbox"/>	Women's J
<input type="checkbox"/>	Women's Y

Matchnumber

M05

A / Home Team

B / Away Team

Final Result

Tunisia			Denmark			
Place	Court No.	Date	Time	Spectators	Report follows	
Chengdu (CHN)	2	08/08/2025	16:20		YES	

0 : 2

No.	Team A	P	S	S+D	DR
1	ZARIAT Wassim		5:09		
7	MECHERGUI Seif Eddine	2		18:49	
11	SFAR Ahmed	4			
16	KHEZAMI Oussema				
21	NESSIM Ouji	2			
39	HAFFAR Mohamed Aziz		0:20		
45	RHIMI Bachar	8			
71	MAKHLOUF Yahia	10			
97	FALLAH Hamza	8			12:16
99	YASSINE Msaad		5:06		
A	TOUZI Aimen				
B	MOHAMED Tabboubi				
C	GUENAOUI EP MEHANI Hana				
D	HMEM Marwen				
Sign. Off. A		TTO	3:25	-	

No.	Team B	P	S	S+D	DR
1	HOGH Andreas				
3	THOMSEN Mathias	2			
4	VILLUMSEN Jeppe				
5	LIND Mathies				
7	ANDERSEN Martin	14			
8	NIELSEN Christian	16			
11	JENSEN Frederik	9			
19	ULRICHSEN Laurids				
20	MORTENSEN Casper				
23	ELBROND Simon	8			
A	ANDERSEN Gorm				
B	HJORTSHOJ Martin Vedel Bennedsen				
C	LUNDGAARD Frederik				
D	THOMSEN Anders				
Sign. Off. A		TTO	-	9:51	

Referees	Nat.	Signature
1	JOHANSSON GOMER Johan Olof	SWE
2	GOMER Martin	SWE

Technical Delegates	Nat.	Signature
A	CALDAS Luiz Filipe	BRA
B	OPAVA Jiri	CZE

1st Period					
A	P	B	A	P	B
	1			26	23
71	2	8		27	
	3			28	7
45	4	8		29	
	5			30	23
97	6	7		31	
	7			32	
11	8	7		33	
	9			34	
97	10	11		35	
	11			36	
45	12	8		37	
	13			38	
97	14	7		39	
	15			40	
97	16	23		41	
	17			42	
21	18	7		43	
	19			44	
	20	3		45	
	21			46	
	22	8		47	
	23			48	
	24	8		49	
	25			50	

2nd Period					
A	P	B	A	P	B
	1			26	
71	2	11		27	
	3			28	
45	4	8		29	
	5			30	
45	6	7		31	
	7			32	
71	8	8		33	
	9			34	
71	10	8		35	
	11			36	
71	12	11		37	
	13			38	
11	14	11		39	
	15			40	
7	16	7		41	
	17			42	
	18	23		43	
	19	11		44	
	20			45	
	21			46	
	22			47	
	23			48	
	24			49	
	25			50	

1st Period	18 - 30		2nd Period	16 - 19
Result	0 - 1		Result	0 - 1
Shoot-out		Shoot-out		
		Result		

Tunisia

No.																			
DG																			
6m																			
P																			
Denmark																			
No.																			
DG																			
6m																			
P																			

Legend:							
6m	6-metre-shot	DG	Direct Goal	DR	Disqualification with Report	GG	Golden Goal
No.	Number	Off.	Official	P	Points	S	Suspension
S+D	Suspension and Disqualification	Sign.	Signature	TTO	Team Timeout		



Results

Match No.: 5
Court 2

Tunisia 0 vs 2 Denmark

Referees:
JOHANSSON GOMER Johan Olof (SWE)
GOMER Martin (SWE)

1st Period: 18 - 30
2nd Period: 16 - 19

TUN - Tunisia

Headcoach: MOHAMED Tabboubi

Team Timeout 1st Period: 3:25

No.	Name	Total				Goals / Shots							Punishments		
		Points	Goals	Shots	%	1-Pt All	1-Pt Spin	Spin	In-flight	Specialist	Direct Goal	6m	S	S+D	DR
1	ZARIAT Wassim												1		
7	MECHERGUI Seif Eddine	2	1	3	33			1 / 2	0 / 1					1	
11	SFAR Ahmed	4	2	3	67			0 / 1		2 / 2					
16	KHEZAMI Oussema														
21	NESSIM Ouji	2	1	1	100							1 / 1			
39	HAFFAR Mohamed Aziz												1		
45	RHIMI Bachar	8	4	4	100			4 / 4							
71	MAKHLOUF Yahia	10	5	6	83			5 / 6							
97	FALLAH Hamza	8	4	5	80			4 / 5							1
99	YASSINE Msaad												2		
Bench/Team															
Totals		34	17	22	77			14 / 18	0 / 1	2 / 2		1 / 1	4	1	1

No.	Goalkeeper	Total			Saves / Shots						
		Saves	Shots	%	1-Pt All	1-Pt Spin	Spin	In-flight	Specialist	Direct Goal	6m
1	ZARIAT Wassim	5	27	19	0 / 1		1 / 6	3 / 13	0 / 3		1 / 4
7	MECHERGUI Seif Eddine										
11	SFAR Ahmed	2	3	67			1 / 2	1 / 1			
21	NESSIM Ouji	0	1	0				0 / 1			
45	RHIMI Bachar										
71	MAKHLOUF Yahia	0	1	0			0 / 1				
Totals		7	32	22	0 / 1		2 / 9	4 / 15	0 / 3		1 / 4

DEN - Denmark

Headcoach: ANDERSEN Gorm

Team Timeout 2nd Period: 9:51

No.	Name	Total				Goals / Shots							Punishments		
		Points	Goals	Shots	%	1-Pt All	1-Pt Spin	Spin	In-flight	Specialist	Direct Goal	6m	S	S+D	DR
1	HOGH Andreas														
3	THOMSEN Mathias	2	1	1	100			1 / 1							
4	VILLUMSEN Jeppe														
5	LIND Mathies														
7	ANDERSEN Martin	14	7	12	58			1 / 3	3 / 6			3 / 3			
8	NIELSEN Christian	16	8	9	89				8 / 9						
11	JENSEN Frederik	9	5	6	83	1 / 1		4 / 4				0 / 1			
19	ULRICHSEN Laurids														
20	MORTENSEN Casper														
23	ELBROND Simon	8	4	5	80			1 / 1		3 / 4					
Bench/Team															
Totals		49	25	33	76	1 / 1		7 / 9	11 / 15	3 / 4		3 / 4			

No.	Goalkeeper	Total			Saves / Shots						
		Saves	Shots	%	1-Pt All	1-Pt Spin	Spin	In-flight	Specialist	Direct Goal	6m
1	HOGH Andreas	2	10	20			1 / 8	1 / 1	0 / 1		
7	ANDERSEN Martin										
11	JENSEN Frederik	1	1	100			1 / 1				
20	MORTENSEN Casper	0	9	0			0 / 7		0 / 1		0 / 1
23	ELBROND Simon										
Totals		3	20	15			2 / 16	1 / 1	0 / 2		0 / 1



Results

Match No.: 5
Court 2

Team Comparison	1st Period				2nd Period			
	Tunisia		Denmark		Tunisia		Denmark	
	Goals/Shots	%	Goals/Shots	%	Goals/Shots	%	Goals/Shots	%
In-flight Shots			7 / 8	88	0 / 1	0	4 / 7	57
Spin Shots	7 / 8	88	4 / 5	80	7 / 10	70	3 / 4	75
Specialist Shots	1 / 1	100	2 / 3	67	1 / 1	100	1 / 1	100
1-Point Shots							1 / 1	100
Direct Goal Shots								
6-meter Shots	1 / 1	100	2 / 2	100			1 / 2	50
1-Point Spin Shots								



Results

Match No.: 5
Court 2

Tunisia 0 vs 2 Denmark

Referees:
JOHANSSON GOMER Johan Olof (SWE)
GOMER Martin (SWE)

1st Period: 18 - 30
2nd Period: 16 - 19

TUN - Tunisia

No.	Name	Technical skills					
		Assists	Steals	Blocked Shots	Received 6m Fouls	Penalty Fouls	Turnovers
1	ZARIAT Wassim						
7	MECHERGUI Seif Eddine					2	2
11	SFAR Ahmed						2
16	KHEZAMI Oussema						
21	NESSIM Oujj						
39	HAFFAR Mohamed Aziz						
45	RHIMI Bachar	2			1		3
71	MAKHLOUF Yahia						1
97	FALLAH Hamza					2	2
99	YASSINE Msaad					1	
Team							
Totals		2			1	5	10

DEN - Denmark

No.	Name	Technical skills					
		Assists	Steals	Blocked Shots	Received 6m Fouls	Penalty Fouls	Turnovers
1	HOGH Andreas						
3	THOMSEN Mathias		4				
4	VILLUMSEN Jeppe						
5	LIND Mathies	1			1		1
7	ANDERSEN Martin						
8	NIELSEN Christian	1			2		
11	JENSEN Frederik	12					1
19	ULRICHSEN Laurids					1	
20	MORTENSEN Casper						
23	ELBROND Simon				1		
Team							
Totals		14	4		4	1	2

Running Score

TUN - DEN

1st Period	
0 : 2	NIELSEN C
MAKHLOUF Y 2 : 2	
2 : 4	NIELSEN C
2 : 6	ANDERSEN M
2 : 8	ANDERSEN M
RHIMI B 4 : 8	
4 : 10	JENSEN F
4 : 12	NIELSEN C
FALLAH H 6 : 12	
6 : 14	ANDERSEN M
SFAR A 8 : 14	
8 : 16	ELBROND S
FALLAH H 10 : 16	
10 : 18	ANDERSEN M
10 : 20	THOMSEN M
RHIMI B 12 : 20	
12 : 22	NIELSEN C
FALLAH H 14 : 22	
14 : 24	NIELSEN C
FALLAH H 16 : 24	
16 : 26	ELBROND S
NESSIM O 18 : 26	
18 : 28	ANDERSEN M
18 : 30	ELBROND S

2nd Period	
MAKHLOUF Y 2 : 0	
2 : 2	JENSEN F
2 : 4	NIELSEN C
RHIMI B 4 : 4	
4 : 6	ANDERSEN M
4 : 8	NIELSEN C
RHIMI B 6 : 8	
6 : 10	NIELSEN C
MAKHLOUF Y 8 : 10	
MAKHLOUF Y 10 : 10	
MAKHLOUF Y 12 : 10	
12 : 12	JENSEN F
12 : 14	JENSEN F
SFAR A 14 : 14	
14 : 16	ANDERSEN M
MECHERGUI SE 16 : 16	
16 : 18	ELBROND S
16 : 19	JENSEN F

Legend:		1-Pt	1-Point-Shots	1-Pt Spin	1-Point-Spin Shots	DR	Disqualification with Report
%	Efficiency	No.	Number	P6m	6m Penalty Shots	Spin	Spin Shots
GG	Golden Goal	S+D	Suspension+Disqualification				
S	Suspension						



Start List

Match No.: 6
Court 1

ESP - CHN

Referees: PAYDA Soleiman (IRI) / KIANI Mohammadjavad (IRI)

Technical Delegate A: KRAJCAR Nevena (CRO)

Technical Delegate B: ROLLAND Jerome (FRA)

ESP - Spain

No.	Name	Date of Birth	Competition Statistics						
			MP	Points	1-Pt	2-Pt	S	S+D	DR
1	CALLEJA CABORNERO Victor	8 NOV 2003	1						
2	RAMIREZ DOMINGUEZ Manuel	25 JUL 2001	1	8		4/5			
3	ARANGUEZ CABRERA Ivan	28 DEC 1999	1						
4	PEREZ DOMINGUEZ Marcos Antonio	12 OCT 2006	1				1	1	
5	CASTRO DUARTE Alberto	13 JUL 1994	1	4		2/2	1		
6	MARTIN RUIZ Pablo	5 JAN 2001	1	7	1/1	3/4			
7	CERVERA PEREZ DE VARGAS Gonzalo Man	29 APR 1992	1	5	1/1	2/9			
10	ORTOLA LOPEZ Adria	14 JUL 1995	1	2		1/2	1		
16	MIRANDA SIRVENT Mario	31 MAR 2006	1	14		7/12			
77	PELAEZ VALLEJO Rodrigo	16 MAR 2004	1						
Head Coach RUEDA ROMAN Miguel Cristobal			Total	40	2/2	19/34	3	1	

ESP Played		
PR	DEN	2-1
PR	CHN	8 AUG
PR	TUN	9 AUG

CHN - People's Republic of China

No.	Name	Date of Birth	Competition Statistics						
			MP	Points	1-Pt	2-Pt	S	S+D	DR
1	RUIHENG Suo	10 NOV 2004	1						
4	HUIFENG Ma	16 DEC 2003	1	12		6/10			
6	BEISHI Zhou	21 OCT 2000	1			0/1			
7	JIANHAO Ren	15 OCT 1999	1						
8	TINGQING Yang	13 FEB 1997	1	8		4/6			
10	KAIQIANG Wang	8 FEB 2001	1			0/1			
16	YUSHENG Li	20 JAN 2003	1						
25	RAOXIANG Mao	9 SEP 2003	1						
27	YUNHE Bi	19 FEB 2005	1	2		1/1	1		
77	TIANZHAO Liu	10 JUL 2004	1	4		2/3			
Head Coach WENXIN Zhu			Total	26		13/22	1		

CHN Played		
PR	TUN	0-2
PR	ESP	8 AUG
PR	DEN	9 AUG

Note:
Players below the bold line are not playing in this match

Legend:		2-Pt		DR		MP	
1-Pt	1-Point Shots	2-Pt	2-Point Shots	DR	Disqualification+Report	MP	Matches played
No.	Uniform Number	PR	Preliminary Round	S	Suspensions	S+D	Suspensions+Disqualifications



MATCH AND REFEREES REPORT

BEACH HANDBALL

<input type="checkbox"/>	WCh
<input type="checkbox"/>	Continental
<input type="checkbox"/>	Youth Olympics

<input type="checkbox"/>	World Cup
<input type="checkbox"/>	International Match
<input checked="" type="checkbox"/>	World Games

<input checked="" type="checkbox"/>	Men
<input type="checkbox"/>	Men's J
<input type="checkbox"/>	Men's Y

<input type="checkbox"/>	Women
<input type="checkbox"/>	Women's J
<input type="checkbox"/>	Women's Y

Matchnumber

M06

A / Home Team

B / Away Team

Final Result

Spain			People's Republic of China		
Place	Court No.	Date	Time	Spectators	Report follows
Chengdu (CHN)	1	08/08/2025	16:20		NO

2 : 0

No.	Team A	P	S	S+D	DR
1	CALLEJA CABORNERO Victor				
2	RAMIREZ DOMINGUEZ Manuel	6			
3	ARANGUEZ CABRERA Ivan				
4	PEREZ DOMINGUEZ Marcos Antonio	2			
5	CASTRO DUARTE Alberto	4			
6	MARTIN RUIZ Pablo	10			
7	CERVERA PEREZ DE VARGAS Gonzalo Man	12			
10	ORTOLA LOPEZ Adria	2	11:17		
16	MIRANDA SIRVENT Mario	14			
77	PELAEZ VALLEJO Rodrigo				
A	RUEDA ROMAN Miguel Cristobal				
B	NAVARRO GUIJO Jose Antonio				
C	VERAS SILVA Rafael Laert				
D	CALVILLO RODA Jose Maria				
Sign. Off. A		TTO	-	-	

No.	Team B	P	S	S+D	DR
1	RUIHENG Suo				
4	HUIFENG Ma	4			
6	BEISHI Zhou	2	15:10		
7	JIANHAO Ren				
8	TINGQING Yang	10			
10	KAIQIANG Wang				
16	YUSHENG Li				
25	RAOXIANG Mao				
27	YUNHE Bi	8			
77	TIANZHAO Liu				
A	WENXIN Zhu				
B	FANGZHOU Qian				
C	HUI Meng				
D					
Sign. Off. A		TTO	9:53	9:46	

Referees	Nat.	Signature
1	PAYDA Soleiman	IRI
2	KIANI Mohammadjavad	IRI

Technical Delegates	Nat.	Signature
A	KRAJCAR Nevena	CRO
B	ROLLAND Jerome	FRA

1st Period					
A	P	B	A	P	B
	1		10	26	
16	2	8		27	
	3		16	28	
6	4	4		29	
	5			30	
7	6	4		31	
	7			32	
2	8	27		33	
	9			34	
7	10	8		35	
	11			36	
5	12	8		37	
	13			38	
6	14			39	
	15			40	
2	16			41	
	17			42	
6	18			43	
	19			44	
6	20			45	
	21			46	
7	22			47	
	23			48	
16	24			49	
	25			50	

2nd Period					
A	P	B	A	P	B
	1			26	
16	2	27		27	
	3			28	
2	4	27		29	
	5			30	
7	6	8		31	
	7			32	
7	8	27		33	
	9			34	
7	10	8		35	
	11			36	
5	12	6		37	
	13			38	
16	14			39	
	15			40	
6	16			41	
	17			42	
16	18			43	
	19			44	
16	20			45	
	21			46	
4	22			47	
	23			48	
	24			49	
	25			50	

1st Period	28 - 12		2nd Period	22 - 12
Result	1 - 0		Result	1 - 0
Shoot-out			Shoot-out	
			Result	

Spain

No.										
DG										
6m										
P										
People's Republic of China										
No.										
DG										
6m										
P										

Legend:							
6m	6-metre-shot	DG	Direct Goal	DR	Disqualification with Report	GG	Golden Goal
No.	Number	Off.	Official	P	Points	S	Suspension
S+D	Suspension and Disqualification	Sign.	Signature	TTO	Team Timeout		



Results

Match No.: 6
Court 1

Spain 2 vs 0 People's Republic of China

Referees:
PAYDA Soleiman (IRI)
KIANI Mohammadjavad (IRI)

1st Period: 28 - 12
2nd Period: 22 - 12

ESP - Spain

Headcoach: RUEDA ROMAN Miguel Cristobal

No.	Name	Total				Goals / Shots							Punishments		
		Points	Goals	Shots	%	1-Pt All	1-Pt Spin	Spin	In-flight	Specialist	Direct Goal	6m	S	S+D	DR
1	CALLEJA CABORNERO Victor														
2	RAMIREZ DOMINGUEZ Manuel	6	3	4	75			3 / 4							
3	ARANGUEZ CABRERA Ivan														
4	PEREZ DOMINGUEZ Marcos Antonio	2	1	1	100			1 / 1							
5	CASTRO DUARTE Alberto	4	2	2	100			1 / 1	1 / 1						
6	MARTIN RUIZ Pablo	10	5	9	56					4 / 8		1 / 1			
7	CERVERA PEREZ DE VARGAS Gonzalo Man	12	6	7	86			6 / 7							
10	ORTOLA LOPEZ Adria	2	1	1	100				1 / 1				1		
16	MIRANDA SIRVENT Mario	14	7	7	100			6 / 6	1 / 1						
77	PELAEZ VALLEJO Rodrigo														
Bench/Team															
Totals		50	25	31	81			17 / 19	3 / 3	4 / 8		1 / 1	1		

No.	Goalkeeper	Total			Saves / Shots						
		Saves	Shots	%	1-Pt All	1-Pt Spin	Spin	In-flight	Specialist	Direct Goal	6m
1	CALLEJA CABORNERO Victor	3	7	43	1 / 1		0 / 4	1 / 1	1 / 1		
3	ARANGUEZ CABRERA Ivan	6	14	43			3 / 9		2 / 3		1 / 2
Totals		9	21	43	1 / 1		3 / 13	1 / 1	3 / 4		1 / 2

CHN - People's Republic of China

Headcoach: WENXIN Zhu

Team Timeouts: 9:53 9:46

No.	Name	Total				Goals / Shots							Punishments		
		Points	Goals	Shots	%	1-Pt All	1-Pt Spin	Spin	In-flight	Specialist	Direct Goal	6m	S	S+D	DR
1	RUIHENG Suo														
4	HUIFENG Ma	4	2	2	100			1 / 1		1 / 1					
6	BEISHI Zhou	2	1	1	100			1 / 1					1		
7	JIANHAO Ren		0	2	0					0 / 2					
8	TINGQING Yang	10	5	9	56	0 / 1		5 / 8							
10	KAIQIANG Wang		0	1	0					0 / 1					
16	YUSHENG Li														
25	RAOXIANG Mao		0	2	0					0 / 2					
27	YUNHE Bi	8	4	8	50			3 / 3	0 / 2			1 / 3			
77	TIANZHAO Liu		0	1	0			0 / 1							
Bench/Team															
Totals		24	12	26	46	0 / 1		10 / 14	0 / 2	1 / 6		1 / 3	1		

No.	Goalkeeper	Total			Saves / Shots						
		Saves	Shots	%	1-Pt All	1-Pt Spin	Spin	In-flight	Specialist	Direct Goal	6m
16	YUSHENG Li	2	26	8			0 / 16	0 / 3	2 / 6		0 / 1
77	TIANZHAO Liu	0	1	0			0 / 1				
Totals		2	27	7			0 / 17	0 / 3	2 / 6		0 / 1

Team Comparison

	1st Period				2nd Period			
	Spain		People's Republic of China		Spain		People's Republic of China	
	Goals/Shots	%	Goals/Shots	%	Goals/Shots	%	Goals/Shots	%
In-flight Shots	2 / 2	100	0 / 1	0	1 / 1	100	0 / 1	0
Spin Shots	8 / 9	89	4 / 8	50	9 / 10	90	6 / 6	100
Specialist Shots	3 / 4	75	1 / 5	20	1 / 4	25	0 / 1	0
1-Point Shots							0 / 1	0
Direct Goal Shots								
6-meter Shots	1 / 1	100	1 / 2	50			0 / 1	0
1-Point Spin Shots								



Results

Match No.: 6
Court 1

Spain 2 vs 0 People's Republic of China

Referees:
PAYDA Soleiman (IRI)
KIANI Mohammadjavad (IRI)

1st Period: 28 - 12
2nd Period: 22 - 12

ESP - Spain

No.	Name	Technical skills					
		Assists	Steals	Blocked Shots	Received 6m Fouls	Penalty Fouls	Turnovers
1	CALLEJA CABORNERO Victor						
2	RAMIREZ DOMINGUEZ Manuel	2					1
3	ARANGUEZ CABRERA Ivan						
4	PEREZ DOMINGUEZ Marcos Antonio		2	2		1	
5	CASTRO DUARTE Alberto						
6	MARTIN RUIZ Pablo	1					1
7	CERVERA PEREZ DE VARGAS Gonzalo Man	1			1		
10	ORTOLA LOPEZ Adria					1	
16	MIRANDA SIRVENT Mario						
77	PELAEZ VALLEJO Rodrigo		1			1	
Team							
Totals		4	3	2	1	3	2

Running Score ESP - CHN

1st Period	
MIRANDA SIRVENT M	2 : 0
MARTIN RUIZ P	2 : 2 TINGQING Y
CERVERA PEREZ de V	4 : 2
RAMIREZ DOMINGUEZ	6 : 2
RAMIREZ DOMINGUEZ	8 : 2
CERVERA PEREZ de V	8 : 4 HUIFENG M
CASTRO DUARTE A	10 : 4
MARTIN RUIZ P	12 : 4
RAMIREZ DOMINGUEZ	14 : 4
RAMIREZ DOMINGUEZ	14 : 6 HUIFENG M
MARTIN RUIZ P	16 : 6
MARTIN RUIZ P	16 : 8 YUNHE B
MARTIN RUIZ P	18 : 8
MARTIN RUIZ P	18 : 10 TINGQING Y
MARTIN RUIZ P	20 : 10
CERVERA PEREZ de V	22 : 10
CERVERA PEREZ de V	22 : 12 TINGQING Y
MIRANDA SIRVENT M	24 : 12
ORTOLA LOPEZ A	26 : 12
MIRANDA SIRVENT M	28 : 12

CHN - People's Republic of China

No.	Name	Technical skills					
		Assists	Steals	Blocked Shots	Received 6m Fouls	Penalty Fouls	Turnovers
1	RUIHENG Suo						
4	HUIFENG Ma						1
6	BEISHI Zhou						
7	JIANHAO Ren						1
8	TINGQING Yang	1			1		4
10	KAIQIANG Wang			1		1	
16	YUSHENG Li						
25	RAOXIANG Mao						
27	YUNHE Bi				2		
77	TIANZHAO Liu						1
Team							
Totals		1		1	3	1	7

2nd Period	
MIRANDA SIRVENT M	2 : 0
RAMIREZ DOMINGUEZ	4 : 0
RAMIREZ DOMINGUEZ	4 : 2 YUNHE B
CERVERA PEREZ de V	6 : 2
CERVERA PEREZ de V	6 : 4 YUNHE B
CERVERA PEREZ de V	8 : 4
CERVERA PEREZ de V	8 : 6 TINGQING Y
CASTRO DUARTE A	10 : 6
MIRANDA SIRVENT M	12 : 6
MIRANDA SIRVENT M	14 : 6
MIRANDA SIRVENT M	14 : 8 YUNHE B
MARTIN RUIZ P	16 : 8
MARTIN RUIZ P	16 : 10 TINGQING Y
MIRANDA SIRVENT M	18 : 10
MIRANDA SIRVENT M	20 : 10
MIRANDA SIRVENT M	20 : 12 BEISHI Z
PEREZ DOMINGUEZ MA	22 : 12

Legend:		1-Pt	1-Point-Shots	1-Pt Spin	1-Point-Spin Shots	DR	Disqualification with Report
%	Efficiency	No.	Number	P6m	6m Penalty Shots	Spin	Spin Shots
GG	Golden Goal	S+D	Suspension+Disqualification				
S	Suspension						



Start List

Match No.: 11
Court 1

DEN - CHN

Referees: BRASIL Lucas (BRA) / SANTOS Wictor (BRA)

Technical Delegate A: OPAVA Jiri (CZE)

Technical Delegate B: GONZALEZ CASALES Paola (ESP)

DEN - Denmark

No.	Name	Date of Birth	Competition Statistics					
			MP	Points	1-Pt	2-Pt	S	S+D
1	HOGH Andreas	5 JAN 2003	2					
3	THOMSEN Mathias	15 MAY 1994	2	2		1/1	1	
4	VILLUMSEN Jeppe	25 SEP 1995	2	2		1/1		
5	LIND Mathies	9 MAY 2001	2			0/2		
7	ANDERSEN Martin	5 JUN 1989	2	34		17/25		
8	NIELSEN Christian	22 SEP 2003	2	36		18/21		
11	JENSEN Frederik	25 JUL 2000	2	11	1/1	5/7		
19	ULRICHSEN Laurids	16 MAR 2003	2					
20	MORTENSEN Casper	23 OCT 2002	2					
23	ELBROND Simon	9 FEB 2006	2	14		7/8		
Head Coach ANDERSEN Gorm			Total	99	1/1	49/65	1	

DEN Played		
PR	ESP	1-2
PR	TUN	2-0
PR	CHN	9 AUG

CHN - People's Republic of China

No.	Name	Date of Birth	Competition Statistics					
			MP	Points	1-Pt	2-Pt	S	S+D
1	RUIHENG Suo	10 NOV 2004	2					
4	HUIFENG Ma	16 DEC 2003	2	16		8/12		
6	BEISHI Zhou	21 OCT 2000	2	2		1/2	1	
7	JIANHAO Ren	15 OCT 1999	2			0/2		
8	TINGQING Yang	13 FEB 1997	2	18	0/1	9/14		
10	KAIQIANG Wang	8 FEB 2001	2			0/2		
16	YUSHENG Li	20 JAN 2003	2					
25	RAOXIANG Mao	9 SEP 2003	2			0/2		
27	YUNHE Bi	19 FEB 2005	2	10		5/9	1	
77	TIANZHAO Liu	10 JUL 2004	2	4		2/4		
Head Coach WENXIN Zhu			Total	50	0/1	25/47	2	

CHN Played		
PR	TUN	0-2
PR	ESP	0-2
PR	DEN	9 AUG

Note:
Players below the bold line are not playing in this match

Legend:							
1-Pt	1-Point Shots	2-Pt	2-Point Shots	DR	Disqualification+Report	MP	Matches played
No.	Uniform Number	PR	Preliminary Round	S	Suspensions	S+D	Suspensions+Disqualifications



MATCH AND REFEREES REPORT

BEACH HANDBALL

<input type="checkbox"/>	WCh
<input type="checkbox"/>	Continental
<input type="checkbox"/>	Youth Olympics

<input type="checkbox"/>	World Cup
<input type="checkbox"/>	International Match
<input checked="" type="checkbox"/>	World Games

<input checked="" type="checkbox"/>	Men
<input type="checkbox"/>	Men's J
<input type="checkbox"/>	Men's Y

<input type="checkbox"/>	Women
<input type="checkbox"/>	Women's J
<input type="checkbox"/>	Women's Y

Matchnumber

M11

A / Home Team

B / Away Team

Final Result

Denmark			People's Republic of China			
Place	Court No.	Date	Time	Spectators	Report follows	
Chengdu (CHN)	1	09/08/2025	18:00	280	NO	

2 : 0

No.	Team A	P	S	S+D	DR
1	HOGH Andreas				
3	THOMSEN Mathias				
4	VILLUMSEN Jeppe				
5	LIND Mathies				
7	ANDERSEN Martin	24			
8	NIELSEN Christian	10			
11	JENSEN Frederik	9			
19	ULRICHSEN Laurids		16:49		
20	MORTENSEN Casper				
23	ELBROND Simon	16			
A	ANDERSEN Gorm				
B	HJORTSHOJ Martin Vedel Bennedsen				
C	LUNDGAARD Frederik				
D	THOMSEN Anders				
Sign. Off. A		TTO	9:15	7:08	

No.	Team B	P	S	S+D	DR
1	RUIHENG Suo				
4	HUIFENG Ma	6			
6	BEISHI Zhou		19:57		
7	JIANHAO Ren	2			
8	TINGQING Yang	10			
10	KAIQIANG Wang	4			
16	YUSHENG Li	4			
25	RAOXIANG Mao	2			
27	YUNHE Bi	6			
77	TIANZHAO Liu	2	13:17		
A	WENXIN Zhu				
B	FANGZHOU Qian				
C	HUI Meng				
D					
Sign. Off. A		TTO	9:54	9:57	

Referees	Nat.	Signature
1	BRASIL Lucas	BRA
2	SANTOS Wictor	BRA

Technical Delegates	Nat.	Signature
A	OPAVA Jiri	CZE
B	GONZALEZ CASALES Paola	ESP

1st Period					
A	P	B	A	P	B
	1		7	26	
11	2	4	11	27	
	3			28	
7	4	4		29	
	5			30	
7	6	10		31	
	7			32	
8	8	8		33	
	9			34	
7	10	77		35	
	11			36	
23	12	7		37	
	13			38	
7	14	8		39	
	15			40	
23	16	16		41	
	17			42	
7	18	27		43	
	19			44	
23	20	27		45	
	21			46	
8	22			47	
	23			48	
23	24			49	
	25			50	

2nd Period					
A	P	B	A	P	B
	1		23	26	
7	2	27		27	
	3		8	28	
8	4	8		29	
	5		23	30	
8	6	25		31	
	7		7	32	
7	8	4		33	
	9			34	
11	10	16		35	
	11			36	
7	12	10		37	
	13			38	
23	14	8		39	
	15			40	
23	16	8		41	
	17			42	
11	18			43	
	19			44	
7	20			45	
	21			46	
11	22			47	
	23			48	
7	24			49	
	25			50	

1st Period	27 - 20	2nd Period	32 - 16
Result	1 - 0	Result	1 - 0
Shoot-out		Shoot-out	
		Result	

Denmark

No.										
DG										
6m										
P										

People's Republic of China

No.										
DG										
6m										
P										

Legend:		DG	Direct Goal	DR	Disqualification with Report	GG	Golden Goal
6m	6-metre-shot	Off.	Official	P	Points	S	Suspension
No.	Number	Sign.	Signature	TTO	Team Timeout		
S+D	Suspension and Disqualification						



Results

Match No.: 11
Court 1

Denmark 2 vs 0 People's Republic of China

Referees:
BRASIL Lucas (BRA)
SANTOS Wictor (BRA)

1st Period: 27 - 20
2nd Period: 32 - 16

DEN - Denmark

Headcoach: ANDERSEN Gorm

Team Timeouts: 9:15 7:08

No.	Name	Total				Goals / Shots							Punishments		
		Points	Goals	Shots	%	1-Pt All	1-Pt Spin	Spin	In-flight	Specialist	Direct Goal	6m	S	S+D	DR
1	HOGH Andreas														
3	THOMSEN Mathias														
4	VILLUMSEN Jeppe														
5	LIND Mathies														
7	ANDERSEN Martin	24	12	15	80			4 / 4	3 / 5	2 / 3		3 / 3			
8	NIELSEN Christian	10	5	7	71				5 / 7						
11	JENSEN Frederik	9	5	5	100	1 / 1		4 / 4							
19	ULRICHSEN Laurids												1		
20	MORTENSEN Casper														
23	ELBROND Simon	16	8	10	80					8 / 10					
Bench/Team															
Totals		59	30	37	81	1 / 1		8 / 8	8 / 12	10 / 13		3 / 3	1		

No.	Goalkeeper	Total			Saves / Shots						
		Saves	Shots	%	1-Pt All	1-Pt Spin	Spin	In-flight	Specialist	Direct Goal	6m
1	HOGH Andreas	5	16	31			4 / 11	1 / 1	0 / 2	0 / 1	0 / 1
20	MORTENSEN Casper	6	13	46			5 / 11	1 / 1		0 / 1	
Totals		11	29	38			9 / 22	2 / 2	0 / 2	0 / 2	0 / 1

CHN - People's Republic of China

Headcoach: WENXIN Zhu

Team Timeouts: 9:54 9:57

No.	Name	Total				Goals / Shots							Punishments		
		Points	Goals	Shots	%	1-Pt All	1-Pt Spin	Spin	In-flight	Specialist	Direct Goal	6m	S	S+D	DR
1	RUIHENG Suo														
4	HUIFENG Ma	6	3	8	38			3 / 8							
6	BEISHI Zhou												1		
7	JIANHAO Ren	2	1	2	50					1 / 2					
8	TINGQING Yang	10	5	9	56			5 / 8	0 / 1						
10	KAIQIANG Wang	4	2	3	67			0 / 1		1 / 1		1 / 1			
16	YUSHENG Li	4	2	2	100						2 / 2				
25	RAOXIANG Mao	2	1	2	50			1 / 2							
27	YUNHE Bi	6	3	4	75			3 / 4							
77	TIANZHAO Liu	2	1	3	33			1 / 2	0 / 1				1		
Bench/Team															
Totals		36	18	33	55			13 / 25	0 / 2	2 / 3	2 / 2	1 / 1	2		

No.	Goalkeeper	Total			Saves / Shots						
		Saves	Shots	%	1-Pt All	1-Pt Spin	Spin	In-flight	Specialist	Direct Goal	6m
1	RUIHENG Suo	0	1	0							0 / 1
16	YUSHENG Li	5	32	16	0 / 1		0 / 7	2 / 10	3 / 12		0 / 2
77	TIANZHAO Liu	0	2	0			0 / 1		0 / 1		
Totals		5	35	14	0 / 1		0 / 8	2 / 10	3 / 13		0 / 3

Team Comparison

	1st Period				2nd Period			
	Denmark		People's Republic of China		Denmark		People's Republic of China	
	Goals/Shots	%	Goals/Shots	%	Goals/Shots	%	Goals/Shots	%
In-flight Shots	3 / 4	75	0 / 1	0	5 / 8	63	0 / 1	0
Spin Shots	4 / 4	100	7 / 12	58	4 / 4	100	6 / 13	46
Specialist Shots	4 / 6	67	1 / 1	100	6 / 7	86	1 / 2	50
1-Point Shots	1 / 1	100						
Direct Goal Shots			1 / 1	100			1 / 1	100
6-meter Shots	2 / 2	100	1 / 1	100	1 / 1	100		
1-Point Spin Shots								



Results

Match No.: 11
Court 1

Denmark 2 vs 0 People's Republic of China

Referees:
BRASIL Lucas (BRA)
SANTOS Wictor (BRA)

1st Period: 27 - 20
2nd Period: 32 - 16

DEN - Denmark

No.	Name	Technical skills					
		Assists	Steals	Blocked Shots	Received 6m Fouls	Penalty Fouls	Turnovers
1	HOGH Andreas						
3	THOMSEN Mathias		2			1	1
4	VILLUMSEN Jeppe		2	1			
5	LIND Mathies						
7	ANDERSEN Martin	1					2
8	NIELSEN Christian						
11	JENSEN Frederik	9			2		
19	ULRICHSEN Laurids						
20	MORTENSEN Casper						
23	ELBROND Simon						
Team							
Totals		10	4	1	2	1	3

CHN - People's Republic of China

No.	Name	Technical skills					
		Assists	Steals	Blocked Shots	Received 6m Fouls	Penalty Fouls	Turnovers
1	RUIHENG Suo						
4	HUIFENG Ma		1				3
6	BEISHI Zhou						
7	JIANHAO Ren						
8	TINGQING Yang	1			1		3
10	KAIQIANG Wang					2	
16	YUSHENG Li						
25	RAOXIANG Mao						
27	YUNHE Bi						1
77	TIANZHAO Liu						
Team							
Totals		1	1		1	2	7

Running Score

DEN - CHN

1st Period

JENSEN F	2	: 0
	2	: 2
ANDERSEN M	4	: 2
ANDERSEN M	6	: 2
	6	: 4
NIELSEN C	8	: 4
ANDERSEN M	10	: 4
	10	: 6
ELBROND S	12	: 6
	12	: 8
ANDERSEN M	14	: 8
	14	: 10
ELBROND S	16	: 10
ANDERSEN M	18	: 10
	18	: 12
ELBROND S	20	: 12
NIELSEN C	22	: 12
	22	: 14
	22	: 16
ELBROND S	24	: 16
	24	: 18
ANDERSEN M	26	: 18
JENSEN F	27	: 18
	27	: 20

2nd Period

ANDERSEN M	2	: 0
NIELSEN C	4	: 0
	4	: 2
NIELSEN C	6	: 2
ANDERSEN M	8	: 2
JENSEN F	10	: 2
ANDERSEN M	12	: 2
	12	: 4
ELBROND S	14	: 4
	14	: 6
ELBROND S	16	: 6
JENSEN F	18	: 6
	18	: 8
ANDERSEN M	20	: 8
	20	: 10
JENSEN F	22	: 10
	22	: 12
ANDERSEN M	24	: 12
	24	: 14
ELBROND S	26	: 14
	26	: 16
NIELSEN C	28	: 16
ELBROND S	30	: 16
ANDERSEN M	32	: 16

Legend:

%	Efficiency	1-Pt	1-Point-Shots	1-Pt Spin	1-Point-Spin Shots	DR	Disqualification with Report
GG	Golden Goal	No.	Number	P6m	6m Penalty Shots	Spin	Spin Shots
S	Suspension	S+D	Suspension+Disqualification				



Start List

Match No.: 12
Court 2

ESP - TUN

Referees: DEITERS Bjarne (GER) / STUMPFE Jesper (GER)

Technical Delegate A: CALDAS Luiz Filipe (BRA)

Technical Delegate B: KRAJCAR Nevena (CRO)

ESP - Spain

No.	Name	Date of Birth	Competition Statistics						
			MP	Points	1-Pt	2-Pt	S	S+D	DR
1	CALLEJA CABORNERO Victor	8 NOV 2003	2						
2	RAMIREZ DOMINGUEZ Manuel	25 JUL 2001	2	14		7/9			
3	ARANGUEZ CABRERA Ivan	28 DEC 1999	2						
4	PEREZ DOMINGUEZ Marcos Antonio	12 OCT 2006	2	2		1/1	1	1	
5	CASTRO DUARTE Alberto	13 JUL 1994	2	8		4/4	1		
6	MARTIN RUIZ Pablo	5 JAN 2001	2	17	1/1	8/13			
7	CERVERA PEREZ DE VARGAS Gonzalo Man	29 APR 1992	2	17	1/1	8/16			
10	ORTOLA LOPEZ Adria	14 JUL 1995	2	4		2/3	2		
16	MIRANDA SIRVENT Mario	31 MAR 2006	2	28		14/19			
77	PELAEZ VALLEJO Rodrigo	16 MAR 2004	2						
Head Coach RUEDA ROMAN Miguel Cristobal			Total	90	2/2	44/65	4	1	

ESP Played		
PR	DEN	2-1
PR	CHN	2-0
PR	TUN	9 AUG

TUN - Tunisia

No.	Name	Date of Birth	Competition Statistics						
			MP	Points	1-Pt	2-Pt	S	S+D	DR
1	ZARIAT Wassim	2 FEB 1986	2				1		
7	MECHERGUI Seif Eddine	26 JUN 2008	2	10		5/10		1	
11	SFAR Ahmed	23 MAR 1991	2	8	0/1	4/7			
16	KHEZAMI Oussema	1 DEC 1988	2						
21	NESSIM Ouji	11 DEC 1995	2	8		4/4			
39	HAFFAR Mohamed Aziz	30 MAR 2008	2	1	1/1		1		
45	RHIMI Bachar	24 JUL 2006	2	10		5/6			
71	MAKHLOUF Yahia	25 MAR 2009	2	10		5/6			
99	YASSINE Msaad	20 MAY 2008	2				2		
Head Coach MOHAMED Tabboubi			Total	63	1/2	31/43	4	1	1

TUN Played		
PR	CHN	2-0
PR	DEN	0-2
PR	ESP	9 AUG

Note:
Players below the bold line are not playing in this match

Legend:							
1-Pt	1-Point Shots	2-Pt	2-Point Shots	DR	Disqualification+Report	MP	Matches played
No.	Uniform Number	PR	Preliminary Round	S	Suspensions	S+D	Suspensions+Disqualifications



MATCH AND REFEREES REPORT BEACH HANDBALL

<input type="checkbox"/>	WCh
<input type="checkbox"/>	Continental
<input type="checkbox"/>	Youth Olympics

<input type="checkbox"/>	World Cup
<input type="checkbox"/>	International Match
<input checked="" type="checkbox"/>	World Games

<input checked="" type="checkbox"/>	Men
<input type="checkbox"/>	Men's J
<input type="checkbox"/>	Men's Y

<input type="checkbox"/>	Women
<input type="checkbox"/>	Women's J
<input type="checkbox"/>	Women's Y

Matchnumber

M12

A / Home Team

B / Away Team

Final Result

Spain			Tunisia			
Place	Court No.	Date	Time	Spectators	Report follows	
Chengdu (CHN)	2	09/08/2025	18:00	100	NO	

2 : 0

No.	Team A	P	S	S+D	DR
1	CALLEJA CABORNERO Victor				
2	RAMIREZ DOMINGUEZ Manuel				
3	ARANGUEZ CABRERA Ivan				
4	PEREZ DOMINGUEZ Marcos Antonio				
5	CASTRO DUARTE Alberto	2	9:36		
6	MARTIN RUIZ Pablo	8			
7	CERVERA PEREZ DE VARGAS Gonzalo Man	18			
10	ORTOLA LOPEZ Adria		8:59	16:39	
16	MIRANDA SIRVENT Mario	16			
77	PELAEZ VALLEJO Rodrigo		6:32		
A	RUEDA ROMAN Miguel Cristobal				
B	NAVARRO GUIJO Jose Antonio				
C	VERAS SILVA Rafael Laert				
D	CALVILLO RODA Jose Maria				
Sign. Off. A		TTO	9:52	-	

No.	Team B	P	S	S+D	DR
1	ZARIAT Wassim				
7	MECHERGUI Seif Eddine		14:53		
11	SFAR Ahmed	4			
16	KHEZAMI Oussema				
21	NESSIM Ouji	8			
39	HAFFAR Mohamed Aziz		15:25		
45	RHIMI Bachar	11			
71	MAKHLOUF Yahia	6			
99	YASSINE Msaad				
A	TOUZI Aimen				
B	MOHAMED Tabboubi				
C	GUENAOU EP MEHANI Hana				
D	HMEM Marwen				
Sign. Off. A		TTO	-	-	

Referees	Nat.	Signature
1	DEITERS Bjarne	GER
2	STUMPFE Jesper	GER

Technical Delegates	Nat.	Signature
A	CALDAS Luiz Filipe	BRA
B	KRAJCAR Nevena	CRO

1st Period					
A	P	B	A	P	B
	1			26	
16	2	21		27	
	3			28	
7	4	11		29	
	5			30	
16	6	45		31	
	7			32	
7	8	45		33	
	9			34	
5	10	71		35	
	11			36	
16	12	11		37	
	13			38	
6	14	21		39	
	15			40	
16	16	21		41	
	17			42	
16	18	21		43	
	19			44	
7	20			45	
	21			46	
	22			47	
	23			48	
	24			49	
	25			50	

2nd Period					
A	P	B	A	P	B
	1			26	
16	2	71		27	
	3			28	
16	4	71		29	
	5			30	
7	6	45		31	
	7			32	
7	8	45		33	
	9			34	
7	10	45		35	
	11	45		36	
6	12			37	
	13			38	
6	14			39	
	15			40	
7	16			41	
	17			42	
6	18			43	
	19			44	
7	20			45	
	21			46	
16	22			47	
	23			48	
7	24			49	
	25			50	

1st Period	20 - 18	2nd Period	24 - 11
Result	1 - 0	Result	1 - 0
Shoot-out		Shoot-out	
		Result	

Spain

No.										
DG										
6m										
P										
Tunisia										
No.										
DG										
6m										
P										

Legend:							
6m	6-metre-shot	DG	Direct Goal	DR	Disqualification with Report	GG	Golden Goal
No.	Number	Off.	Official	P	Points	S	Suspension
S+D	Suspension and Disqualification	Sign.	Signature	TTO	Team Timeout		



Results

Match No.: 12
Court 2

Spain 2 vs 0 Tunisia

Referees:
DEITERS Bjarne (GER)
STUMPFJE Jesper (GER)

1st Period: 20 - 18
2nd Period: 24 - 11

ESP - Spain

Headcoach: RUEDA ROMAN Miguel Cristobal

Team Timeout 1st Period: 9:52

No.	Name	Total				Goals / Shots							Punishments		
		Points	Goals	Shots	%	1-Pt All	1-Pt Spin	Spin	In-flight	Specialist	Direct Goal	6m	S	S+D	DR
1	CALLEJA CABORNERO Victor														
2	RAMIREZ DOMINGUEZ Manuel		0	1	0					0 / 1					
3	ARANGUEZ CABRERA Ivan														
4	PEREZ DOMINGUEZ Marcos Antonio														
5	CASTRO DUARTE Alberto	2	1	1	100			1 / 1					1		
6	MARTIN RUIZ Pablo	8	4	4	100					2 / 2		2 / 2			
7	CERVERA PEREZ DE VARGAS Gonzalo Man	18	9	13	69	0 / 1		8 / 11	1 / 1						
10	ORTOLA LOPEZ Adria												1	1	
16	MIRANDA SIRVENT Mario	16	8	11	73			7 / 10	1 / 1						
77	PELAEZ VALLEJO Rodrigo												1		
Bench/Team															
Totals		44	22	30	73	0 / 1		16 / 22	2 / 2	2 / 3		2 / 2	3	1	

No.	Goalkeeper	Total			Saves / Shots						
		Saves	Shots	%	1-Pt All	1-Pt Spin	Spin	In-flight	Specialist	Direct Goal	6m
1	CALLEJA CABORNERO Victor	5	18	28			4 / 14		1 / 2		0 / 2
2	RAMIREZ DOMINGUEZ Manuel										
3	ARANGUEZ CABRERA Ivan	2	4	50	0 / 1		1 / 2		1 / 1		
6	MARTIN RUIZ Pablo	1	1	100	1 / 1						
Totals		8	23	35	1 / 2		5 / 16		2 / 3		0 / 2

TUN - Tunisia

Headcoach: MOHAMED Tabboubi

No.	Name	Total				Goals / Shots							Punishments		
		Points	Goals	Shots	%	1-Pt All	1-Pt Spin	Spin	In-flight	Specialist	Direct Goal	6m	S	S+D	DR
1	ZARIAT Wassim														
7	MECHERGUI Seif Eddine												1		
11	SFAR Ahmed	4	2	7	29	0 / 1		2 / 6							
16	KHEZAMI Oussema														
21	NESSIM Oujj	8	4	5	80			2 / 3				2 / 2			
39	HAFFAR Mohamed Aziz												1		
45	RHIMI Bachar	11	6	7	86	1 / 1		5 / 6							
71	MAKHLOUF Yahia	6	3	6	50			2 / 3		1 / 3					
99	YASSINE Msaad		0	1	0				0 / 1						
Bench/Team															
Totals		29	15	26	58	1 / 2		11 / 18	0 / 1	1 / 3		2 / 2	2		

No.	Goalkeeper	Total			Saves / Shots						
		Saves	Shots	%	1-Pt All	1-Pt Spin	Spin	In-flight	Specialist	Direct Goal	6m
11	SFAR Ahmed										
16	KHEZAMI Oussema	7	28	25	1 / 1		5 / 20	0 / 2	1 / 3		0 / 2
71	MAKHLOUF Yahia	0	1	0			0 / 1				
Totals		7	29	24	1 / 1		5 / 21	0 / 2	1 / 3		0 / 2

Team Comparison

	1st Period				2nd Period			
	Spain		Tunisia		Spain		Tunisia	
	Goals/Shots	%	Goals/Shots	%	Goals/Shots	%	Goals/Shots	%
In-flight Shots	1 / 1	100			1 / 1	100	0 / 1	0
Spin Shots	8 / 12	67	6 / 11	55	8 / 10	80	5 / 7	71
Specialist Shots	1 / 1	100	1 / 2	50	1 / 2	50	0 / 1	0
1-Point Shots	0 / 1	0					1 / 2	50
Direct Goal Shots								
6-meter Shots			2 / 2	100	2 / 2	100		
1-Point Spin Shots								



Results

Match No.: 12
Court 2

Spain 2 vs 0 Tunisia

Referees:
DEITERS Bjarne (GER)
STUMPFJE Jesper (GER)

1st Period: 20 - 18
2nd Period: 24 - 11

ESP - Spain

No.	Name	Technical skills					
		Assists	Steals	Blocked Shots	Received 6m Fouls	Penalty Fouls	Turnovers
1	CALLEJA CABORNERO Victor	1					
2	RAMIREZ DOMINGUEZ Manuel	1	1		1		2
3	ARANGUEZ CABRERA Ivan						
4	PEREZ DOMINGUEZ Marcos Antonio			1			
5	CASTRO DUARTE Alberto						
6	MARTIN RUIZ Pablo	1					
7	CERVERA PEREZ DE VARGAS Gonzalo Man	1			1		2
10	ORTOLA LOPEZ Adria		1			1	
16	MIRANDA SIRVENT Mario	1					1
77	PELAEZ VALLEJO Rodrigo		2			1	
Team							
Totals		5	4	1	2	2	5

Running Score ESP - TUN

1st Period	
MIRANDA SIRVENT M	2 : 0
CERVERA PEREZ de V	4 : 0
MIRANDA SIRVENT M	6 : 0
	6 : 2 NESSIM O
CERVERA PEREZ de V	8 : 2
	8 : 4 SFAR A
CASTRO DUARTE A	10 : 4
MIRANDA SIRVENT M	12 : 4
	12 : 6 RHIMI B
MARTIN RUIZ P	14 : 6
	14 : 8 RHIMI B
MIRANDA SIRVENT M	16 : 8
	16 : 10 MAKHLOUF Y
MIRANDA SIRVENT M	18 : 10
	18 : 12 SFAR A
CERVERA PEREZ de V	20 : 12
	20 : 14 NESSIM O
	20 : 16 NESSIM O
	20 : 18 NESSIM O

TUN - Tunisia

No.	Name	Technical skills					
		Assists	Steals	Blocked Shots	Received 6m Fouls	Penalty Fouls	Turnovers
1	ZARIAT Wassim						
7	MECHERGUI Seif Eddine					1	
11	SFAR Ahmed						
16	KHEZAMI Oussema						
21	NESSIM Ouji	1					1
39	HAFFAR Mohamed Aziz					1	
45	RHIMI Bachar	1			1		6
71	MAKHLOUF Yahia	2			1		1
99	YASSINE Msaad						
Team							1
Totals		4			2	2	9

2nd Period	
MIRANDA SIRVENT M	2 : 0
	2 : 2 MAKHLOUF Y
	2 : 4 MAKHLOUF Y
MIRANDA SIRVENT M	4 : 4
CERVERA PEREZ de V	6 : 4
CERVERA PEREZ de V	8 : 4
CERVERA PEREZ de V	10 : 4
MARTIN RUIZ P	12 : 4
	12 : 6 RHIMI B
MARTIN RUIZ P	14 : 6
CERVERA PEREZ de V	16 : 6
	16 : 8 RHIMI B
	16 : 10 RHIMI B
MARTIN RUIZ P	18 : 10
CERVERA PEREZ de V	20 : 10
MIRANDA SIRVENT M	22 : 10
CERVERA PEREZ de V	24 : 10
	24 : 11 RHIMI B

Legend:							
%	Efficiency	1-Pt	1-Point-Shots	1-Pt Spin	1-Point-Spin Shots	DR	Disqualification with Report
GG	Golden Goal	No.	Number	P6m	6m Penalty Shots	Spin	Spin Shots
S	Suspension	S+D	Suspension+Disqualification				



Start List

Match No.: 1
Court 1

CRO - GER

Referees: JOHANSSON GOMER Johan Olof (SWE) / GOMER Martin (SWE)

Technical Delegate A: OPAVA Jiri (CZE)

Technical Delegate B: GONZALEZ CASALES Paola (ESP)

CRO - Croatia

No.	Name	Date of Birth	Competition Statistics						
			MP	Points	1-Pt	2-Pt	S	S+D	DR
4	BOTIC Gabriel	27 AUG 2005							
5	JURIC Ivan	16 DEC 1986							
10	BALIC Ante	6 MAY 2005							
12	MALENICIC Stipe	14 DEC 1999							
14	KLARIC Noa	11 NOV 2006							
18	BURA Lucian	14 AUG 1997							
19	CVJETICANIN Fran	12 JUN 2005							
27	KULIS Domagoj	18 APR 2006							
44	RUKLJAC Ivan	20 OCT 2002							
55	VALENTAKOVIC Valentino	24 JAN 1993							
Head Coach PARADZIK Mladen			Total						

CRO Played		
PR	GER	7 AUG
PR	BRA	8 AUG
PR	POR	9 AUG

GER - Germany

No.	Name	Date of Birth	Competition Statistics						
			MP	Points	1-Pt	2-Pt	S	S+D	DR
2	WORMANN Lennart	4 DEC 2004							
3	LIEBECK Lennart	23 DEC 2004							
6	ZELSER Lars Thomas	17 FEB 2004							
7	GUNTHER Timo Felix	24 MAR 1999							
10	HERR Jannis Michel	10 OCT 2006							
12	ZEYEN Tobias	3 FEB 1999							
13	HENRICH Severin Henner	1 JAN 2002							
14	PRAHST Hendrik	25 APR 2000							
18	JOHN Robin	27 JUL 1991							
26	EBERT Moritz Nikolaus	26 OCT 2000							
Head Coach FRANKE Marten Alexander			Total						

GER Played		
PR	CRO	7 AUG
PR	POR	8 AUG
PR	BRA	9 AUG

Note:
Players below the bold line are not playing in this match

Legend:							
1-Pt	1-Point Shots	2-Pt	2-Point Shots	DR	Disqualification+Report	MP	Matches played
No.	Uniform Number	PR	Preliminary Round	S	Suspensions	S+D	Suspensions+Disqualifications



MATCH AND REFEREES REPORT

BEACH HANDBALL

<input type="checkbox"/>	WCh
<input type="checkbox"/>	Continental
<input type="checkbox"/>	Youth Olympics

<input type="checkbox"/>	World Cup
<input type="checkbox"/>	International Match
<input checked="" type="checkbox"/>	World Games

<input checked="" type="checkbox"/>	Men
<input type="checkbox"/>	Men's J
<input type="checkbox"/>	Men's Y

<input type="checkbox"/>	Women
<input type="checkbox"/>	Women's J
<input type="checkbox"/>	Women's Y

Matchnumber

M01

A / Home Team

B / Away Team

Final Result

Croatia			Germany			
Place	Court No.	Date	Time	Spectators	Report follows	
Chengdu (CHN)	1	07/08/2025	10:50		NO	

1 : 2

No.	Team A	P	S	S+D	DR
4	BOTIC Gabriel	10			
5	JURIC Ivan	7			
10	BALIC Anteo	2			
12	MALENICIC Stipe				
14	KLARIC Noa				
18	BURA Lucian	10	13:34		
19	CVJETICANIN Fran	2	11:40		
27	KULIS Domagoj	2	11:07		
44	RUKLJAC Ivan	2			
55	VALENTAKOVIC Valentino	8			
A	PARADZIK Mladen				
B	MOCILAC Mario				
C	CUREK Lukrecija				
D	TARAS Ante				
Sign. Off. A		TTO	8:12	-	

No.	Team B	P	S	S+D	DR
2	WORMANN Lennart	6			
3	LIEBECK Lennart	8			
6	ZELSER Lars Thomas	10			
7	GUNTHER Timo Felix	4			
10	HERR Jannis Michel	12			
12	ZEYEN Tobias				
13	HENRICH Severin Henner	2	15:50		
14	PRAHST Hendrik				
18	JOHN Robin	8			
26	EBERT Moritz Nikolaus	2			
A	FRANKE Marten Alexander				
B	BANSA Konrad				
C	STRACKE Christina				
D	DR. DREYER Florian Joseph Heiner				
Sign. Off. A		TTO	-	-	

Referees	Nat.	Signature
1 JOHANSSON GOMER Johan Olof	SWE	
2 GOMER Martin	SWE	

Technical Delegates	Nat.	Signature
A OPAVA Jiri	CZE	
B GONZALEZ CASALES Paola	ESP	

1st Period					
A	P	B	A	P	B
	1			26	
18	2	10		27	
	3			28	
27	4	18		29	
	5			30	
18	6	10		31	
	7			32	
19	8	6		33	
	9			34	
44	10	6		35	
	11			36	
	12	7		37	
	13			38	
	14	7		39	
	15			40	
	16	26		41	
	17			42	
	18	3		43	
	19			44	
	20	3		45	
	21			46	
	22	3		47	
	23			48	
	24			49	
	25			50	

2nd Period					
A	P	B	A	P	B
	1			26	
10	2	18	4	27	
	3			28	
4	4	18		29	
	5			30	
55	6	10		31	
	7			32	
5	8	10		33	
	9			34	
18	10	18		35	
	11			36	
4	12	2		37	
	13			38	
4	14	6		39	
	15			40	
55	16	6		41	
	17			42	
5	18	10		43	
	19			44	
55	20	2		45	
	21			46	
5	22			47	
	23			48	
18	24			49	
5	25			50	

1st Period	10 - 22	2nd Period	27 - 20
Result	0 - 1	Result	1 - 0
Shoot-out		Shoot-out	6 - 10
		Result	0 - 1

Croatia

No.	18	5	4	55	44						
DG											
6m											
P	2		2	2							
Germany											
No.	13	10	3	6	2						
DG											
6m											
P	2	2	2	2	2						

Legend:							
6m	6-metre-shot	DG	Direct Goal	DR	Disqualification with Report	GG	Golden Goal
No.	Number	Off.	Official	P	Points	S	Suspension
S+D	Suspension and Disqualification	Sign.	Signature	TTO	Team Timeout		



Results

Match No.: 1
Court 1

Croatia 1 vs 2 Germany

Referees:
JOHANSSON GOMER Johan Olof (SWE)
GOMER Martin (SWE)

1st Period: 10 - 22
2nd Period: 27 - 20
Shoot-out: 6 - 10

CRO - Croatia

Headcoach: PARADZIK Mladen

Team Timeout 1st Period: 8:12

No.	Name	Total				Goals / Shots							Punishments		
		Points	Goals	Shots	%	1-Pt All	1-Pt Spin	Spin	In-flight	Specialist	Direct Goal	6m	S	S+D	DR
4	BOTIC Gabriel	10	5	5	100			1 / 1		4 / 4					
5	JURIC Ivan	7	4	5	80	1 / 1		3 / 4							
10	BALIC Anteo	2	1	2	50				1 / 2						
12	MALENICIC Stipe														
14	KLARIC Noa														
18	BURA Lucian	10	5	6	83			3 / 4				2 / 2	1		
19	CVJETICANIN Fran	2	1	1	100			1 / 1					1		
27	KULIS Domagoj	2	1	3	33			1 / 2	0 / 1				1		
44	RUKLJAC Ivan	2	1	2	50			0 / 1		1 / 1					
55	VALENTAKOVIC Valentino	8	4	6	67			3 / 3	1 / 3						
Bench/Team															
Totals		43	22	30	73	1 / 1		12 / 16	2 / 6	5 / 5		2 / 2	3		

No.	Goalkeeper	Total			Saves / Shots						
		Saves	Shots	%	1-Pt All	1-Pt Spin	Spin	In-flight	Specialist	Direct Goal	6m
12	MALENICIC Stipe	7	27	26			4 / 14	2 / 7	1 / 4	0 / 1	0 / 1
14	KLARIC Noa	0	5	0			0 / 3	0 / 2			
27	KULIS Domagoj	0	1	0			0 / 1				
Totals		8	34	24			4 / 18	3 / 10	1 / 4	0 / 1	0 / 1

GER - Germany

Headcoach: FRANKE Marten Alexander

No.	Name	Total				Goals / Shots							Punishments		
		Points	Goals	Shots	%	1-Pt All	1-Pt Spin	Spin	In-flight	Specialist	Direct Goal	6m	S	S+D	DR
2	WORMANN Lennart	6	3	5	60			3 / 4	0 / 1						
3	LIEBECK Lennart	8	4	4	100			2 / 2	2 / 2						
6	ZELSER Lars Thomas	10	5	6	83			5 / 6							
7	GUNTHER Timo Felix	4	2	6	33			1 / 2	1 / 4						
10	HERR Jannis Michel	12	6	8	75			2 / 3	4 / 5						
12	ZEYEN Tobias														
13	HENRICH Severin Henner	2	1	1	100			1 / 1					1		
14	PRAHST Hendrik														
18	JOHN Robin	8	4	6	67					3 / 4		1 / 2			
26	EBERT Moritz Nikolaus	2	1	1	100						1 / 1				
Bench/Team															
Totals		52	26	37	70			14 / 18	7 / 12	3 / 4	1 / 1	1 / 2	1		

No.	Goalkeeper	Total			Saves / Shots						
		Saves	Shots	%	1-Pt All	1-Pt Spin	Spin	In-flight	Specialist	Direct Goal	6m
26	EBERT Moritz Nikolaus	4	26	15	0 / 1		1 / 13	3 / 5	0 / 5		0 / 2
Totals		4	26	15	0 / 1		1 / 13	3 / 5	0 / 5		0 / 2

Team Comparison

	1st Period				2nd Period			
	Croatia		Germany		Croatia		Germany	
	Goals/Shots	%	Goals/Shots	%	Goals/Shots	%	Goals/Shots	%
In-flight Shots	0 / 2	0	4 / 6	67	2 / 4	50	3 / 6	50
Spin Shots	3 / 5	60	5 / 7	71	6 / 7	86	4 / 6	67
Specialist Shots	1 / 1	100	1 / 1	100	4 / 4	100	2 / 3	67
1-Point Shots					1 / 1	100		
Direct Goal Shots			1 / 1	100				
6-meter Shots	1 / 1	100			1 / 1	100	1 / 2	50
1-Point Spin Shots								



THU 7 AUG 2025
Start Time: 10:50

Preliminary Round - Group A

Results

Match No.: 1
Court 1

Croatia 1 vs 2 Germany

Referees:
JOHANSSON GOMER Johan Olof (SWE)
GOMER Martin (SWE)

1st Period: 10 - 22
2nd Period: 27 - 20
Shoot-out: 6 - 10

CRO - Croatia

No.	Name	Technical skills					
		Assists	Steals	Blocked Shots	Received 6m Fouls	Penalty Fouls	Turnovers
4	BOTIC Gabriel	1					
5	JURIC Ivan						1
10	BALIC Anteo						2
12	MALENICIC Stipe						
14	KLARIC Noa						
18	BURA Lucian	1			1		2
19	CVJETICANIN Fran					1	2
27	KULIS Domagoj	1			1	1	3
44	RUKLJAC Ivan						2
55	VALENTAKOVIC Valentino						
Team							
Totals		3			2	2	12

Running Score

CRO - GER

1st Period

BURA L	2	:	0	
	2	:	2	HERR JM
KULIS D	4	:	2	
	4	:	4	JOHN R
	4	:	6	HERR JM
	4	:	8	ZELSER LT
	4	:	10	ZELSER LT
BURA L	6	:	10	
	6	:	12	GUNTHER TF
	6	:	14	GUNTHER TF
	6	:	16	EBERT MN
	6	:	18	LIEBECK L
CVJETICANIN F	8	:	18	
	8	:	20	LIEBECK L
	8	:	22	LIEBECK L
RUKLJAC I	10	:	22	

GER - Germany

No.	Name	Technical skills					
		Assists	Steals	Blocked Shots	Received 6m Fouls	Penalty Fouls	Turnovers
2	WORMANN Lennart	1					
3	LIEBECK Lennart	1					1
6	ZELSER Lars Thomas	7					1
7	GUNTHER Timo Felix	2			2		
10	HERR Jannis Michel						1
12	ZEYEN Tobias		1			1	
13	HENRICH Severin Henner	1	1	1		1	
14	PRAHST Hendrik						
18	JOHN Robin						
26	EBERT Moritz Nikolaus						1
Team							
Totals		12	2	1	2	2	4

2nd Period

	0	:	2	JOHN R
BALIC A	2	:	2	
	2	:	4	JOHN R
BOTIC G	4	:	4	
	4	:	6	HERR JM
VALENTAKOVIC V	6	:	6	
	6	:	8	HERR JM
JURIC I	8	:	8	
	8	:	10	JOHN R
BURA L	10	:	10	
BOTIC G	12	:	10	
	12	:	12	WORMANN L
BOTIC G	14	:	12	
VALENTAKOVIC V	16	:	12	
	16	:	14	ZELSER LT
JURIC I	18	:	14	
VALENTAKOVIC V	20	:	14	
	20	:	16	ZELSER LT
JURIC I	22	:	16	
	22	:	18	HERR JM
BURA L	24	:	18	
	24	:	20	WORMANN L
JURIC I	25	:	20	
BOTIC G	27	:	20	

Shoot-out

BURA L	2	:	0	
	2	:	2	HENRICH SH
	2	:	4	HERR JM
BOTIC G	4	:	4	
	4	:	6	LIEBECK L
VALENTAKOVIC V	6	:	6	
	6	:	8	ZELSER LT
	6	:	10	WORMANN L

Legend:

%	Efficiency	1-Pt	1-Point-Shots	1-Pt Spin	1-Point-Spin Shots	DR	Disqualification with Report
GG	Golden Goal	No.	Number	P6m	6m Penalty Shots	Spin	Spin Shots
S	Suspension	S+D	Suspension+Disqualification				

Timing and Results provided by Tissot



Start List

Match No.: 2
Court 2

POR - BRA

Referees: PAYDA Soleiman (IRI) / KIANI Mohammadjavad (IRI)

Technical Delegate A: LI Dian (CHN)

Technical Delegate B: ROLLAND Jerome (FRA)

POR - Portugal

No.	Name	Date of Birth	Competition Statistics						
			MP	Points	1-Pt	2-Pt	S	S+D	DR
3	GOMES Rodrigo	3 APR 2004							
10	RODRIGUES Rui	26 FEB 1994							
11	SANTOS Simao	13 FEB 1998							
13	COSTA Tiago	13 AUG 1996							
14	SANTOS Francisco	24 FEB 1996							
18	SILVA Jose	9 FEB 1993							
19	REBELO Jose	15 MAY 1996							
24	RIBEIRO Miguel	9 APR 2003							
33	FERREIRA Diogo	17 JUN 2001							
86	CASTRO Ricardo	12 AUG 1986							
Head Coach SERRANO Pedro (ESP)			Total						

POR Played		
PR	BRA	7 AUG
PR	GER	8 AUG
PR	CRO	9 AUG

BRA - Brazil

No.	Name	Date of Birth	Competition Statistics						
			MP	Points	1-Pt	2-Pt	S	S+D	DR
1	ROSSA Cristiano	21 FEB 1986							
2	da SILVA Pedro	11 DEC 1997							
3	CARVALHO Renan	3 NOV 1992							
4	de OLIVEIRA Andre	31 MAY 1999							
5	AMARAL Nailson	3 JUL 1990							
6	OLIVEIRA Bruno	29 DEC 1985							
7	GONCALVES Rai	20 MAR 2005							
8	FERNANDES Hugo	31 OCT 1995							
11	TULLER Marcelo	18 APR 1995							
12	MORAIS Gustavo	18 NOV 2004							
Head Coach GUERRA Antonio			Total						

BRA Played		
PR	POR	7 AUG
PR	CRO	8 AUG
PR	GER	9 AUG

Note:
Players below the bold line are not playing in this match

Legend:							
1-Pt	1-Point Shots	2-Pt	2-Point Shots	DR	Disqualification+Report	MP	Matches played
No.	Uniform Number	PR	Preliminary Round	S	Suspensions	S+D	Suspensions+Disqualifications



MATCH AND REFEREES REPORT

BEACH HANDBALL

<input type="checkbox"/>	WCh
<input type="checkbox"/>	Continental
<input type="checkbox"/>	Youth Olympics

<input type="checkbox"/>	World Cup
<input type="checkbox"/>	International Match
<input checked="" type="checkbox"/>	World Games

<input checked="" type="checkbox"/>	Men
<input type="checkbox"/>	Men's J
<input type="checkbox"/>	Men's Y

<input type="checkbox"/>	Women
<input type="checkbox"/>	Women's J
<input type="checkbox"/>	Women's Y

Matchnumber

M02

A / Home Team

B / Away Team

Final Result

Portugal			Brazil			
Place	Court No.	Date	Time	Spectators	Report follows	
Chengdu (CHN)	2	07/08/2025	10:50	280	NO	

1 : 2

No.	Team A	P	S	S+D	DR
3	GOMES Rodrigo	4			
10	RODRIGUES Rui				
11	SANTOS Simao	6			
13	COSTA Tiago	8			
14	SANTOS Francisco				
18	SILVA Jose	10			
19	REBELO Jose		6:21		
24	RIBEIRO Miguel				
33	FERREIRA Diogo	14			
86	CASTRO Ricardo				
A	SERRANO Pedro				
B	ALBUQUERQUE Tiago				
C	BALSEIRO Erica				
D					
Sign. Off. A		TTO	9:35	9:51	

No.	Team B	P	S	S+D	DR
1	ROSSA Cristiano				
2	da SILVA Pedro	4			
3	CARVALHO Renan	20			
4	de OLIVEIRA Andre	4			
5	AMARAL Nailson	10			
6	OLIVEIRA Bruno	5			
7	GONCALVES Rai				
8	FERNANDES Hugo				
11	TULLER Marcelo		17:17		
12	MORAIS Gustavo				
A	GUERRA Antonio				
B	NUNES de ALMEIDA Thiago				
C	LOPES EUFRAZIO Marbsam Natanael				
D	da SILVA Erick Marques				
Sign. Off. A		TTO	9:53	-	

Referees	Nat.	Signature
1	PAYDA Soleiman	IRI
2	KIANI Mohammadjavad	IRI

Technical Delegates	Nat.	Signature
A	LI Dian	CHN
B	ROLLAND Jerome	FRA

1st Period					
A	P	B	A	P	B
	1			26	
18	2	2		27	
	3			28	
33	4	3		29	
	5			30	
33	6	3		31	
	7			32	
33	8	3		33	
	9			34	
3	10	6		35	
	11			36	
13	12	2		37	
	13			38	
33	14	5		39	
	15			40	
18	16	3		41	
	17			42	
	18	5		43	
	19			44	
	20			45	
	21			46	
	22			47	
	23			48	
	24			49	
	25			50	

2nd Period					
A	P	B	A	P	B
	1			26	
11	2	5		27	
	3			28	
13	4	3		29	
	5			30	
18	6	3		31	
	7			32	
18	8	4		33	
	9			34	
33	10	3		35	
	11			36	
33	12	3		37	
	13			38	
33	14			39	
	15			40	
	16			41	
	17			42	
	18			43	
	19			44	
	20			45	
	21			46	
	22			47	
	23			48	
	24			49	
	25			50	

1st Period	16 - 18	2nd Period	14 - 12
Result	0 - 1	Result	1 - 0
Shoot-out		Shoot-out	12 - 13
		Result	0 - 1

Portugal

No.	11	33	13	3	18	11	13	33			
DG											
6m											
P	2	/	2	2	2	2	2	/			
Brazil											
No.	11	4	5	3	6	5	3	6			
DG											
6m											
P	/	2	2	2	2	2	2	1			

12

13

Legend:							
6m	6-metre-shot	DG	Direct Goal	DR	Disqualification with Report	GG	Golden Goal
No.	Number	Off.	Official	P	Points	S	Suspension
S+D	Suspension and Disqualification	Sign.	Signature	TTO	Team Timeout		



Results

Match No.: 2
Court 2

Portugal 1 vs 2 Brazil

Referees:
PAYDA Soleiman (IRI)
KIANI Mohammadjavad (IRI)

1st Period: 16 - 18
2nd Period: 14 - 12
Shoot-out: 12 - 13

POR - Portugal

Headcoach: SERRANO Pedro

Team Timeouts: 9:35 9:51

No.	Name	Total				Goals / Shots							Punishments		
		Points	Goals	Shots	%	1-Pt All	1-Pt Spin	Spin	In-flight	Specialist	Direct Goal	6m	S	S+D	DR
3	GOMES Rodrigo	4	2	3	67			2 / 3							
10	RODRIGUES Rui														
11	SANTOS Simao	6	3	4	75			2 / 2	1 / 2						
13	COSTA Tiago	8	4	6	67	0 / 1		4 / 5							
14	SANTOS Francisco														
18	SILVA Jose	10	5	7	71			1 / 1		4 / 5		0 / 1			
19	REBELO Jose												1		
24	RIBEIRO Miguel														
33	FERREIRA Diogo	14	7	11	64			5 / 7	0 / 2			2 / 2			
86	CASTRO Ricardo														
Bench/Team															
Totals		42	21	31	68	0 / 1		14 / 18	1 / 4	4 / 5		2 / 3	1		

No.	Goalkeeper	Total			Saves / Shots						
		Saves	Shots	%	1-Pt All	1-Pt Spin	Spin	In-flight	Specialist	Direct Goal	6m
3	GOMES Rodrigo										
13	COSTA Tiago										
18	SILVA Jose										
33	FERREIRA Diogo	0	1	0				0 / 1			
86	CASTRO Ricardo	5	26	19	0 / 1		3 / 12	2 / 10	0 / 1		0 / 2
Totals		5	27	19	0 / 1		3 / 12	2 / 11	0 / 1		0 / 2

BRA - Brazil

Headcoach: GUERRA Antonio

Team Timeout 1st Period: 9:53

No.	Name	Total				Goals / Shots							Punishments		
		Points	Goals	Shots	%	1-Pt All	1-Pt Spin	Spin	In-flight	Specialist	Direct Goal	6m	S	S+D	DR
1	ROSSA Cristiano														
2	da SILVA Pedro	4	2	4	50			0 / 1	2 / 3						
3	CARVALHO Renan	20	10	11	91			1 / 1	7 / 8			2 / 2			
4	de OLIVEIRA Andre	4	2	2	100			2 / 2							
5	AMARAL Nailson	10	5	8	63			5 / 8							
6	OLIVEIRA Bruno	5	3	4	75	1 / 1		1 / 1		1 / 2					
7	GONCALVES Rai														
8	FERNANDES Hugo														
11	TULLER Marcelo		0	1	0			0 / 1					1		
12	MORAIS Gustavo														
Bench/Team															
Totals		43	22	30	73	1 / 1		9 / 14	9 / 11	1 / 2		2 / 2	1		

No.	Goalkeeper	Total			Saves / Shots						
		Saves	Shots	%	1-Pt All	1-Pt Spin	Spin	In-flight	Specialist	Direct Goal	6m
2	da SILVA Pedro	0	1	0			0 / 1				
3	CARVALHO Renan										
5	AMARAL Nailson										
6	OLIVEIRA Bruno										
7	GONCALVES Rai	6	23	26	1 / 1		2 / 12	1 / 2	1 / 5		1 / 3
11	TULLER Marcelo	0	3	0			0 / 3				
Totals		6	27	22	1 / 1		2 / 16	1 / 2	1 / 5		1 / 3



Results

Match No.: 2
Court 2

Team Comparison	1st Period				2nd Period			
	Portugal		Brazil		Portugal		Brazil	
	Goals/Shots	%	Goals/Shots	%	Goals/Shots	%	Goals/Shots	%
In-flight Shots	0 / 1	0	5 / 7	71	1 / 2	50	3 / 3	100
Spin Shots	5 / 6	83	2 / 3	67	3 / 5	60	2 / 5	40
Specialist Shots	2 / 2	100	1 / 1	100	2 / 3	67	0 / 1	0
1-Point Shots					0 / 1	0		
Direct Goal Shots								
6-meter Shots	1 / 2	50	1 / 1	100	1 / 1	100	1 / 1	100
1-Point Spin Shots								



Results

Match No.: 2
Court 2

Portugal 1 vs 2 Brazil

Referees:
PAYDA Soleiman (IRI)
KIANI Mohammadjavad (IRI)

1st Period: 16 - 18
2nd Period: 14 - 12
Shoot-out: 12 - 13

POR - Portugal

No.	Name	Technical skills					
		Assists	Steals	Blocked Shots	Received 6m Fouls	Penalty Fouls	Turnovers
3	GOMES Rodrigo	2			1		1
10	RODRIGUES Rui		1			1	
11	SANTOS Simao						
13	COSTA Tiago	1			1		1
14	SANTOS Francisco		1				
18	SILVA Jose	1			1		1
19	REBELO Jose					1	
24	RIBEIRO Miguel						
33	FERREIRA Diogo						1
86	CASTRO Ricardo						
Team							
Totals		4	2		3	2	4

BRA - Brazil

No.	Name	Technical skills					
		Assists	Steals	Blocked Shots	Received 6m Fouls	Penalty Fouls	Turnovers
1	ROSSA Cristiano						
2	da SILVA Pedro						1
3	CARVALHO Renan						1
4	de OLIVEIRA Andre	1			1		1
5	AMARAL Nailson						2
6	OLIVEIRA Bruno	9			1		
7	GONCALVES Rai						
8	FERNANDES Hugo					2	
11	TULLER Marcelo					2	1
12	MORAIS Gustavo						
Team							
Totals		10			2	4	6

Running Score

POR - BRA

1st Period
0 : 2 da SILVA P
SILVA J 2 : 2
2 : 4 CARVALHO R
FERREIRA D 4 : 4
4 : 6 CARVALHO R
FERREIRA D 6 : 6
6 : 8 CARVALHO R
6 : 10 OLIVEIRA B
FERREIRA D 8 : 10
GOMES R 10 : 10
10 : 12 da SILVA P
COSTA T 12 : 12
12 : 14 AMARAL N
FERREIRA D 14 : 14
14 : 16 CARVALHO R
SILVA J 16 : 16
16 : 18 AMARAL N

2nd Period
SANTOS S 2 : 0
2 : 2 AMARAL N
COSTA T 4 : 2
4 : 4 CARVALHO R
SILVA J 6 : 4
SILVA J 8 : 4
8 : 6 CARVALHO R
FERREIRA D 10 : 6
10 : 8 de OLIVEIRA A
10 : 10 CARVALHO R
10 : 12 CARVALHO R
FERREIRA D 12 : 12
FERREIRA D 14 : 12

Shoot-out
SANTOS S 2 : 0
2 : 2 de OLIVEIRA A
2 : 4 AMARAL N
COSTA T 4 : 4
4 : 6 CARVALHO R
GOMES R 6 : 6
6 : 8 OLIVEIRA B
SILVA J 8 : 8
SANTOS S 10 : 8
10 : 10 AMARAL N
COSTA T 12 : 10
12 : 12 CARVALHO R
12 : 13 OLIVEIRA B

Legend:							
%	Efficiency	1-Pt	1-Point-Shots	1-Pt Spin	1-Point-Spin Shots	DR	Disqualification with Report
GG	Golden Goal	No.	Number	P6m	6m Penalty Shots	Spin	Spin Shots
S	Suspension	S+D	Suspension+Disqualification				



Start List

Match No.: 7
Court 2

GER - POR

Referees: CAO Hongjun (CHN) / XU Jian (CHN)

Technical Delegate A: ROLLAND Jerome (FRA)

Technical Delegate B: KRAJCAR Nevena (CRO)

GER - Germany

No.	Name	Date of Birth	Competition Statistics					
			MP	Points	1-Pt	2-Pt	S	S+D
2	WORMANN Lennart	4 DEC 2004	1	6		3/5		
3	LIEBECK Lennart	23 DEC 2004	1	8		4/4		
6	ZELSER Lars Thomas	17 FEB 2004	1	10		5/6		
7	GUNTHER Timo Felix	24 MAR 1999	1	4		2/6		
10	HERR Jannis Michel	10 OCT 2006	1	12		6/8		
12	ZEYEN Tobias	3 FEB 1999	1					
13	HENRICH Severin Henner	1 JAN 2002	1	2		1/1	1	
14	PRAHST Hendrik	25 APR 2000	1					
18	JOHN Robin	27 JUL 1991	1	8		4/6		
26	EBERT Moritz Nikolaus	26 OCT 2000	1	2		1/1		
Head Coach FRANKE Marten Alexander			Total	52		26/37	1	

GER Played		
PR	CRO	2-1
PR	POR	8 AUG
PR	BRA	9 AUG

POR - Portugal

No.	Name	Date of Birth	Competition Statistics					
			MP	Points	1-Pt	2-Pt	S	S+D
3	GOMES Rodrigo	3 APR 2004	1	4		2/3		
10	RODRIGUES Rui	26 FEB 1994	1					
11	SANTOS Simao	13 FEB 1998	1	6		3/4		
13	COSTA Tiago	13 AUG 1996	1	8	0/1	4/5		
14	SANTOS Francisco	24 FEB 1996	1					
18	SILVA Jose	9 FEB 1993	1	10		5/7		
19	REBELO Jose	15 MAY 1996	1				1	
24	RIBEIRO Miguel	9 APR 2003	1					
33	FERREIRA Diogo	17 JUN 2001	1	14		7/11		
86	CASTRO Ricardo	12 AUG 1986	1					
Head Coach SERRANO Pedro (ESP)			Total	42	0/1	21/30	1	

POR Played		
PR	BRA	1-2
PR	GER	8 AUG
PR	CRO	9 AUG

Note:
Players below the bold line are not playing in this match

Legend:							
1-Pt	1-Point Shots	2-Pt	2-Point Shots	DR	Disqualification+Report	MP	Matches played
No.	Uniform Number	PR	Preliminary Round	S	Suspensions	S+D	Suspensions+Disqualifications



MATCH AND REFEREES REPORT

BEACH HANDBALL

<input type="checkbox"/>	WCh
<input type="checkbox"/>	Continental
<input type="checkbox"/>	Youth Olympics

<input type="checkbox"/>	World Cup
<input type="checkbox"/>	International Match
<input checked="" type="checkbox"/>	World Games

<input checked="" type="checkbox"/>	Men
<input type="checkbox"/>	Men's J
<input type="checkbox"/>	Men's Y

<input type="checkbox"/>	Women
<input type="checkbox"/>	Women's J
<input type="checkbox"/>	Women's Y

Matchnumber

M07

A / Home Team

B / Away Team

Final Result

Germany			Portugal			
Place	Court No.	Date	Time	Spectators	Report follows	
Chengdu (CHN)	2	08/08/2025	18:00	220	NO	

1 : 2

No.	Team A	P	S	S+D	DR
2	WORMANN Lennart				
3	LIEBECK Lennart	4			
6	ZELSER Lars Thomas	6			
7	GUNTHER Timo Felix	4			
10	HERR Jannis Michel	10			
12	ZEYEN Tobias		5:37		
13	HENRICH Severin Henner				
14	PRAHST Hendrik				
18	JOHN Robin	10			
26	EBERT Moritz Nikolaus				
A	FRANKE Marten Alexander				
B	BANSA Konrad				
C	STRACKE Christina				
D	DR. DREYER Florian Joseph Heiner				
Sign. Off. A		TTO	-	-	

No.	Team B	P	S	S+D	DR
3	GOMES Rodrigo	4			
10	RODRIGUES Rui		18:01		
11	SANTOS Simao	6			
13	COSTA Tiago	7			
14	SANTOS Francisco	1			
18	SILVA Jose	6			
19	REBELO Jose				
24	RIBEIRO Miguel		8:46		
33	FERREIRA Diogo	14			
86	CASTRO Ricardo				
A	SERRANO Pedro				
B	ALBUQUERQUE Tiago				
C	BALSEIRO Erica				
D					
Sign. Off. A		TTO	9:31	-	

Referees	Nat.	Signature
1	CAO Hongjun	CHN
2	XU Jian	CHN

Technical Delegates	Nat.	Signature
A	ROLLAND Jerome	FRA
B	KRAJCAR Nevena	CRO

1st Period					
A	P	B	A	P	B
	1			26	
6	2	33		27	
	3			28	
7	4	33		29	
	5			30	
18	6	13		31	
	7			32	
10	8	3		33	
	9			34	
10	10	33		35	
	11			36	
18	12	11		37	
	13			38	
7	14	33		39	
	15			40	
6	16	11		41	
	17			42	
18	18	3		43	
	19			44	
18	20			45	
	21			46	
	22			47	
	23			48	
	24			49	
	25			50	

2nd Period					
A	P	B	A	P	B
	1			26	
10	2	33		27	
	3			28	
10	4	18		29	
	5			30	
6	6	33		31	
	7			32	
3	8	18		33	
	9			34	
18	10	13		35	
	11			36	
10	12	18		37	
	13	13		38	
	14	14		39	
	15			40	
	16			41	
	17			42	
	18			43	
	19			44	
	20			45	
	21			46	
	22			47	
	23			48	
	24			49	
	25			50	

1st Period	20 - 18	2nd Period	12 - 14
Result	1 - 0	Result	0 - 1
Shoot-out		Shoot-out	2 - 6
		Result	0 - 1

Germany

No.	13	10	3	2	6						
DG											
6m											
P			2								
Portugal											
No.	11	13	33	18	3						
DG											
6m											
P	2	2	2								

Legend:	6m	6-metre-shot	DG	Direct Goal	DR	Disqualification with Report	GG	Golden Goal
No.	No.	Number	Off.	Official	P	Points	S	Suspension
S+D	Suspension and Disqualification	Sign.	Signature	TTO	Team Timeout			



Results

Match No.: 7
Court 2

Germany 1 vs 2 Portugal

Referees:
CAO Hongjun (CHN)
XU Jian (CHN)

1st Period: 20 - 18
2nd Period: 12 - 14
Shoot-out: 2 - 6

GER - Germany

Headcoach: FRANKE Marten Alexander

No.	Name	Total				Goals / Shots							Punishments		
		Points	Goals	Shots	%	1-Pt All	1-Pt Spin	Spin	In-flight	Specialist	Direct Goal	6m	S	S+D	DR
2	WORMANN Lennart		0	1	0			0 / 1							
3	LIEBECK Lennart	4	2	2	100			1 / 1	1 / 1						
6	ZELSER Lars Thomas	6	3	6	50			3 / 6							
7	GUNTHER Timo Felix	4	2	4	50			1 / 2	1 / 2						
10	HERR Jannis Michel	10	5	7	71			3 / 4	2 / 3						
12	ZEYEN Tobias												1		
13	HENRICH Severin Henner		0	1	0			0 / 1							
14	PRAHST Hendrik														
18	JOHN Robin	10	5	6	83					4 / 4		1 / 2			
26	EBERT Moritz Nikolaus		0	1	0						0 / 1				
Bench/Team															
Totals		34	17	28	61			8 / 15	4 / 6	4 / 4	0 / 1	1 / 2	1		

No.	Goalkeeper	Total			Saves / Shots						
		Saves	Shots	%	1-Pt All	1-Pt Spin	Spin	In-flight	Specialist	Direct Goal	6m
2	WORMANN Lennart										
6	ZELSER Lars Thomas										
18	JOHN Robin	0	2	0	0 / 1		0 / 1				
26	EBERT Moritz Nikolaus	6	24	25	1 / 2		5 / 13	0 / 3	0 / 5		0 / 1
Totals		6	26	23	1 / 3		5 / 14	0 / 3	0 / 5		0 / 1

POR - Portugal

Headcoach: SERRANO Pedro

Team Timeout 1st Period: 9:31

No.	Name	Total				Goals / Shots							Punishments		
		Points	Goals	Shots	%	1-Pt All	1-Pt Spin	Spin	In-flight	Specialist	Direct Goal	6m	S	S+D	DR
3	GOMES Rodrigo	4	2	3	67			0 / 1		2 / 2					
10	RODRIGUES Rui												1		
11	SANTOS Simao	6	3	4	75	0 / 1		1 / 1	2 / 2						
13	COSTA Tiago	7	4	7	57	1 / 2		3 / 5							
14	SANTOS Francisco	1	1	1	100	1 / 1									
18	SILVA Jose	6	3	5	60	0 / 1		0 / 1		3 / 3					
19	REBELO Jose														
24	RIBEIRO Miguel												1		
33	FERREIRA Diogo	14	7	13	54			5 / 10	1 / 2			1 / 1			
86	CASTRO Ricardo														
Bench/Team															
Totals		38	20	33	61	2 / 5		9 / 18	3 / 4	5 / 5		1 / 1	2		

No.	Goalkeeper	Total			Saves / Shots						
		Saves	Shots	%	1-Pt All	1-Pt Spin	Spin	In-flight	Specialist	Direct Goal	6m
3	GOMES Rodrigo	1	2	50			0 / 1			1 / 1	
13	COSTA Tiago										
18	SILVA Jose										
86	CASTRO Ricardo	6	22	27			6 / 13	0 / 4	0 / 4		0 / 1
Totals		7	24	29			6 / 14	0 / 4	0 / 4	1 / 1	0 / 1



Results

Match No.: 7
Court 2

Team Comparison	1st Period				2nd Period			
	Germany		Portugal		Germany		Portugal	
	Goals/Shots	%	Goals/Shots	%	Goals/Shots	%	Goals/Shots	%
In-flight Shots	2 / 4	50	2 / 2	100	2 / 2	100	1 / 2	50
Spin Shots	4 / 6	67	4 / 8	50	3 / 4	75	2 / 6	33
Specialist Shots	4 / 4	100	2 / 2	100			3 / 3	100
1-Point Shots							2 / 4	50
Direct Goal Shots	0 / 1	0						
6-meter Shots			1 / 1	100	1 / 2	50		
1-Point Spin Shots								



Results

Match No.: 7
Court 2

Germany 1 vs 2 Portugal

Referees:
CAO Hongjun (CHN)
XU Jian (CHN)

1st Period: 20 - 18
2nd Period: 12 - 14
Shoot-out: 2 - 6

GER - Germany

No.	Name	Technical skills					
		Assists	Steals	Blocked Shots	Received 6m Fouls	Penalty Fouls	Turnovers
2	WORMANN Lennart	1			1		2
3	LIEBECK Lennart				1		2
6	ZELSER Lars Thomas	4					1
7	GUNTHER Timo Felix	1					2
10	HERR Jannis Michel	1					1
12	ZEYEN Tobias					1	
13	HENRICH Severin Henner			1			
14	PRAHST Hendrik		2	2			
18	JOHN Robin						
26	EBERT Moritz Nikolaus						1
Team							
Totals		7	2	3	2	1	9

POR - Portugal

No.	Name	Technical skills					
		Assists	Steals	Blocked Shots	Received 6m Fouls	Penalty Fouls	Turnovers
3	GOMES Rodrigo	2					2
10	RODRIGUES Rui					1	
11	SANTOS Simao						
13	COSTA Tiago	3			1		1
14	SANTOS Francisco					1	
18	SILVA Jose	1					2
19	REBELO Jose						
24	RIBEIRO Miguel		1				
33	FERREIRA Diogo						1
86	CASTRO Ricardo						
Team							
Totals		6	1		1	2	6

Running Score GER - POR

1st Period	
ZELSER LT	2 : 0
2 : 2	FERREIRA D
GUNTHER TF	4 : 2
JOHN R	6 : 2
6 : 4	FERREIRA D
HERR JM	8 : 4
8 : 6	COSTA T
HERR JM	10 : 6
10 : 8	GOMES R
JOHN R	12 : 8
12 : 10	FERREIRA D
12 : 12	SANTOS S
GUNTHER TF	14 : 12
ZELSER LT	16 : 12
16 : 14	FERREIRA D
16 : 16	SANTOS S
JOHN R	18 : 16
JOHN R	20 : 16
20 : 18	GOMES R

2nd Period	
HERR JM	2 : 0
2 : 2	FERREIRA D
2 : 4	SILVA J
HERR JM	4 : 4
4 : 6	FERREIRA D
ZELSER LT	6 : 6
6 : 8	SILVA J
6 : 10	COSTA T
LIEBECK L	8 : 10
8 : 12	SILVA J
JOHN R	10 : 12
10 : 13	COSTA T
10 : 14	SANTOS F
HERR JM	12 : 14

Shoot-out	
0 : 2	SANTOS S
0 : 4	COSTA T
0 : 6	FERREIRA D
LIEBECK L	2 : 6

Legend:							
%	Efficiency	1-Pt	1-Point-Shots	1-Pt Spin	1-Point-Spin Shots	DR	Disqualification with Report
GG	Golden Goal	No.	Number	P6m	6m Penalty Shots	Spin	Spin Shots
S	Suspension	S+D	Suspension+Disqualification				



Start List

Match No.: 8
Court 1

BRA - CRO

Referees: RADUT Corina-Floriana (ROU) / ENACHE Daniela-Andreea (ROU)

Technical Delegate A: GONZALEZ CASALES Paola (ESP)

Technical Delegate B: LI Dian (CHN)

BRA - Brazil

No.	Name	Date of Birth	Competition Statistics						
			MP	Points	1-Pt	2-Pt	S	S+D	DR
1	ROSSA Cristiano	21 FEB 1986	1						
2	da SILVA Pedro	11 DEC 1997	1	4		2/4			
3	CARVALHO Renan	3 NOV 1992	1	20		10/11			
4	de OLIVEIRA Andre	31 MAY 1999	1	4		2/2			
5	AMARAL Nailson	3 JUL 1990	1	10		5/8			
6	OLIVEIRA Bruno	29 DEC 1985	1	5	1/1	2/3			
7	GONCALVES Rai	20 MAR 2005	1						
8	FERNANDES Hugo	31 OCT 1995	1						
11	TULLER Marcelo	18 APR 1995	1			0/1	1		
12	MORAIS Gustavo	18 NOV 2004	1						
Head Coach GUERRA Antonio			Total	43	1/1	21/29	1		

BRA Played		
PR	POR	2-1
PR	CRO	8 AUG
PR	GER	9 AUG

CRO - Croatia

No.	Name	Date of Birth	Competition Statistics						
			MP	Points	1-Pt	2-Pt	S	S+D	DR
4	BOTIC Gabriel	27 AUG 2005	1	10		5/5			
5	JURIC Ivan	16 DEC 1986	1	7	1/1	3/4			
10	BALIC Ante	6 MAY 2005	1	2		1/2			
12	MALENICIC Stipe	14 DEC 1999	1						
14	KLARIC Noa	11 NOV 2006	1						
18	BURA Lucian	14 AUG 1997	1	10		5/6	1		
19	CVJETICANIN Fran	12 JUN 2005	1	2		1/1	1		
27	KULIS Domagoj	18 APR 2006	1	2		1/3	1		
44	RUKLJAC Ivan	20 OCT 2002	1	2		1/2			
55	VALENTAKOVIC Valentino	24 JAN 1993	1	8		4/6			
Head Coach PARADZIK Mladen			Total	43	1/1	21/29	3		

CRO Played		
PR	GER	1-2
PR	BRA	8 AUG
PR	POR	9 AUG

Note:
Players below the bold line are not playing in this match

Legend:							
1-Pt	1-Point Shots	2-Pt	2-Point Shots	DR	Disqualification+Report	MP	Matches played
No.	Uniform Number	PR	Preliminary Round	S	Suspensions	S+D	Suspensions+Disqualifications



	Women
	Women's J
	Women's Y

M08

Final Result

2 : 0

2nd Period					
A	P	B	A	P	B
	1			26	
3	2	18		27	
	3			28	
6	4	44		29	
	5			30	
6	6	5		31	
	7			32	
6	8	18		33	
	9			34	
2	10	5		35	
	11			36	
2	12	44		37	
	13			38	
2	14	18		39	
	15			40	
2	16	4		41	
	17			42	
2	18			43	
	19			44	
	20			45	
	21			46	
	22			47	
	23			48	
	24			49	
	25			50	

1st Period	20 - 14		2nd Period	18 - 16
Result	1 - 0		Result	1 - 0
Shoot-out			Shoot-out	
			Result	

Brazil											
No.											
DG											
6m											
P											

Croatia											
No.											
DG											
6m											
P											

Legend:							
6m	6-metre-shot	DG	Direct Goal	DR	Disqualification with Report	GG	Golden Goal
No.	Number	Off.	Official	P	Points	S	Suspension
S+D	Suspension and Disqualification	Sign.	Signature	TTO	Team Timeout		



Results

Match No.: 8
Court 1

Brazil 2 vs 0 Croatia

Referees:
RADUT Corina-Floriana (ROU)
ENACHE Daniela-Andreea (ROU)

1st Period: 20 - 14
2nd Period: 18 - 16

BRA - Brazil

Headcoach: GUERRA Antonio

Team Timeout 2nd Period: 9:47

No.	Name	Total				Goals / Shots							Punishments		
		Points	Goals	Shots	%	1-Pt All	1-Pt Spin	Spin	In-flight	Specialist	Direct Goal	6m	S	S+D	DR
1	ROSSA Cristiano														
2	da SILVA Pedro	15	8	10	80	1 / 1			7 / 9						
3	CARVALHO Renan	9	5	13	38	1 / 1		1 / 2	3 / 9			0 / 1			
4	de OLIVEIRA Andre												1		
5	AMARAL Nailson	6	3	4	75			2 / 2	0 / 1	1 / 1					
6	OLIVEIRA Bruno	8	4	4	100			1 / 1		3 / 3			1		
7	GONCALVES Rai														
8	FERNANDES Hugo												1		
11	TULLER Marcelo												1		
12	MORAIS Gustavo														
Bench/Team															
Totals		38	20	31	65	2 / 2		4 / 5	10 / 19	4 / 4		0 / 1	4		

No.	Goalkeeper	Total			Saves / Shots						
		Saves	Shots	%	1-Pt All	1-Pt Spin	Spin	In-flight	Specialist	Direct Goal	6m
1	ROSSA Cristiano	6	21	29			3 / 9	2 / 5	0 / 5		1 / 2
Totals		6	21	29			3 / 9	2 / 5	0 / 5		1 / 2

CRO - Croatia

Headcoach: PARADZIK Mladen

Team Timeout 2nd Period: 9:55

No.	Name	Total				Goals / Shots							Punishments		
		Points	Goals	Shots	%	1-Pt All	1-Pt Spin	Spin	In-flight	Specialist	Direct Goal	6m	S	S+D	DR
4	BOTIC Gabriel	2	1	4	25			0 / 2		1 / 2					
5	JURIC Ivan	4	2	2	100			2 / 2							
10	BALIC Anteo														
12	MALENICIC Stipe														
14	KLARIC Noa														
18	BURA Lucian	10	5	10	50			3 / 6	1 / 1			1 / 3			
19	CVJETICANIN Fran												1		
27	KULIS Domagoj	6	3	5	60			1 / 1	2 / 4						
44	RUKLJAC Ivan	8	4	4	100					4 / 4					
55	VALENTAKOVIC Valentino												1		
Bench/Team															
Totals		30	15	25	60			6 / 11	3 / 5	5 / 6		1 / 3	2		

No.	Goalkeeper	Total			Saves / Shots						
		Saves	Shots	%	1-Pt All	1-Pt Spin	Spin	In-flight	Specialist	Direct Goal	6m
12	MALENICIC Stipe	2	16	13	0 / 2		0 / 2	2 / 10	0 / 2		
14	KLARIC Noa	3	9	33			1 / 3	2 / 4	0 / 2		
Totals		5	25	20	0 / 2		1 / 5	4 / 14	0 / 4		

Team Comparison

	1st Period				2nd Period			
	Brazil		Croatia		Brazil		Croatia	
	Goals/Shots	%	Goals/Shots	%	Goals/Shots	%	Goals/Shots	%
In-flight Shots	5 / 10	50	2 / 4	50	5 / 9	56	1 / 1	100
Spin Shots	2 / 2	100	3 / 7	43	2 / 3	67	3 / 4	75
Specialist Shots	2 / 2	100	2 / 2	100	2 / 2	100	3 / 4	75
1-Point Shots	2 / 2	100						
Direct Goal Shots								
6-meter Shots					0 / 1	0	1 / 3	33
1-Point Spin Shots								



Results

Match No.: 8
Court 1

Brazil 2 vs 0 Croatia

Referees:
RADUT Corina-Floriana (ROU)
ENACHE Daniela-Andreea (ROU)

1st Period: 20 - 14
2nd Period: 18 - 16

BRA - Brazil

No.	Name	Technical skills					
		Assists	Steals	Blocked Shots	Received 6m Fouls	Penalty Fouls	Turnovers
1	ROSSA Cristiano						
2	da SILVA Pedro						
3	CARVALHO Renan						
4	de OLIVEIRA Andre		1			1	
5	AMARAL Nailson	1					
6	OLIVEIRA Bruno	4			1		2
7	GONCALVES Rai						
8	FERNANDES Hugo			1		1	
11	TULLER Marcelo					1	
12	MORAIS Gustavo						
Team							
Totals		5	1	1	1	3	2

CRO - Croatia

No.	Name	Technical skills					
		Assists	Steals	Blocked Shots	Received 6m Fouls	Penalty Fouls	Turnovers
4	BOTIC Gabriel	2				1	1
5	JURIC Ivan						
10	BALIC Ante						
12	MALENICIC Stipe						
14	KLARIC Noa						
18	BURA Lucian						1
19	CVJETICANIN Fran						
27	KULIS Domagoj						1
44	RUKLJAC Ivan	1			3		4
55	VALENTAKOVIC Valentino			2			
Team							
Totals		3		2	3	1	7

Running Score

BRA - CRO

1st Period
 AMARAL N 2 : 0
 AMARAL N 4 : 0
 4 : 2 KULIS D
 AMARAL N 6 : 2
 6 : 4 KULIS D
 da SILVA P 8 : 4
 8 : 6 KULIS D
 8 : 8 BURA L
 CARVALHO R 10 : 8
 10 : 10 RUKLJAC I
 CARVALHO R 12 : 10
 da SILVA P 14 : 10
 CARVALHO R 16 : 10
 16 : 12 BURA L
 CARVALHO R 17 : 12
 17 : 14 RUKLJAC I
 da SILVA P 18 : 14
 OLIVEIRA B 20 : 14

2nd Period
 0 : 2 BURA L
 0 : 4 RUKLJAC I
 0 : 6 JURIC I
 CARVALHO R 2 : 6
 OLIVEIRA B 4 : 6
 4 : 8 BURA L
 OLIVEIRA B 6 : 8
 6 : 10 JURIC I
 OLIVEIRA B 8 : 10
 8 : 12 RUKLJAC I
 da SILVA P 10 : 12
 10 : 14 BURA L
 da SILVA P 12 : 14
 da SILVA P 14 : 14
 da SILVA P 16 : 14
 16 : 16 BOTIC G
 da SILVA P 18 : 16

Legend:							
%	Efficiency	1-Pt	1-Point-Shots	1-Pt Spin	1-Point-Spin Shots	DR	Disqualification with Report
GG	Golden Goal	No.	Number	P6m	6m Penalty Shots	Spin	Spin Shots
S	Suspension	S+D	Suspension+Disqualification				



Start List

Match No.: 9
Court 1

CRO - POR

Referees: RADUT Corina-Floriana (ROU) / ENACHE Daniela-Andreea (ROU)

Technical Delegate A: LI Dian (CHN)

Technical Delegate B: OPAVA Jiri (CZE)

CRO - Croatia

No.	Name	Date of Birth	Competition Statistics						
			MP	Points	1-Pt	2-Pt	S	S+D	DR
4	BOTIC Gabriel	27 AUG 2005	2	12		6/9			
5	JURIC Ivan	16 DEC 1986	2	11	1/1	5/6			
10	BALIC Anteo	6 MAY 2005	2	2		1/2			
12	MALENICIC Stipe	14 DEC 1999	2						
14	KLARIC Noa	11 NOV 2006	2						
18	BURA Lucian	14 AUG 1997	2	20		10/16	1		
19	CVJETICANIN Fran	12 JUN 2005	2	2		1/1	2		
27	KULIS Domagoj	18 APR 2006	2	8		4/8	1		
44	RUKLJAC Ivan	20 OCT 2002	2	10		5/6			
55	VALENTAKOVIC Valentino	24 JAN 1993	2	8		4/6	1		
Head Coach PARADZIK Mladen			Total	73	1/1	36/54	5		

CRO Played		
PR	GER	1-2
PR	BRA	0-2
PR	POR	9 AUG

POR - Portugal

No.	Name	Date of Birth	Competition Statistics						
			MP	Points	1-Pt	2-Pt	S	S+D	DR
3	GOMES Rodrigo	3 APR 2004	2	8		4/6			
10	RODRIGUES Rui	26 FEB 1994	2				1		
11	SANTOS Simao	13 FEB 1998	2	12	0/1	6/7			
13	COSTA Tiago	13 AUG 1996	2	15	1/3	7/10			
14	SANTOS Francisco	24 FEB 1996	2	1	1/1				
18	SILVA Jose	9 FEB 1993	2	16	0/1	8/11			
19	REBELO Jose	15 MAY 1996	2				1		
24	RIBEIRO Miguel	9 APR 2003	2				1		
33	FERREIRA Diogo	17 JUN 2001	2	28		14/24			
86	CASTRO Ricardo	12 AUG 1986	2						
Head Coach SERRANO Pedro (ESP)			Total	80	2/6	39/58	3		

POR Played		
PR	BRA	1-2
PR	GER	2-1
PR	CRO	9 AUG

Note:
Players below the bold line are not playing in this match

Legend:		2-Pt		DR		MP	
1-Pt	1-Point Shots	2-Pt	2-Point Shots	DR	Disqualification+Report	MP	Matches played
No.	Uniform Number	PR	Preliminary Round	S	Suspensions	S+D	Suspensions+Disqualifications



MATCH AND REFEREES REPORT

BEACH HANDBALL

<input type="checkbox"/>	WCh
<input type="checkbox"/>	Continental
<input type="checkbox"/>	Youth Olympics

<input type="checkbox"/>	World Cup
<input type="checkbox"/>	International Match
<input checked="" type="checkbox"/>	World Games

<input checked="" type="checkbox"/>	Men
<input type="checkbox"/>	Men's J
<input type="checkbox"/>	Men's Y

<input type="checkbox"/>	Women
<input type="checkbox"/>	Women's J
<input type="checkbox"/>	Women's Y

Matchnumber

M09

A / Home Team

B / Away Team

Final Result

Croatia			Portugal			
Place	Court No.	Date	Time	Spectators	Report follows	
Chengdu (CHN)	1	09/08/2025	16:20	300	YES	

0 : 2

No.	Team A	P	S	S+D	DR
4	BOTIC Gabriel	2			
5	JURIC Ivan	6			
10	BALIC Anteo	4			
12	MALENICIC Stipe				
14	KLARIC Noa				
18	BURA Lucian	18			
19	CVJETICANIN Fran				
27	KULIS Domagoj				
44	RUKLJAC Ivan	2			
55	VALENTAKOVIC Valentino	10	3:35		
A	PARADZIK Mladen				
B	MOCILAC Mario				
C	CUREK Lukrecija				
D	TARAS Ante				
Sign. Off. A		TTO	3:49	-	

No.	Team B	P	S	S+D	DR
3	GOMES Rodrigo	10			
10	RODRIGUES Rui				
11	SANTOS Simao	4			7:26
13	COSTA Tiago	13			
14	SANTOS Francisco		5:52		
18	SILVA Jose	8			
19	REBELO Jose				
24	RIBEIRO Miguel				
33	FERREIRA Diogo	14			
86	CASTRO Ricardo				
A	SERRANO Pedro				
B	ALBUQUERQUE Tiago				
C	BALSEIRO Erica				
D					
Sign. Off. A		TTO	-	-	

Referees	Nat.	Signature
1	RADUT Corina-Floriana	ROU
2	ENACHE Daniela-Andreea	ROU

Technical Delegates	Nat.	Signature
A	LI Dian	CHN
B	OPAVA Jiri	CZE

1st Period					
A	P	B	A	P	B
	1			26	
18	2	18		27	
	3			28	
44	4	3		29	
	5			30	
55	6	11		31	
	7			32	
55	8	33		33	
	9			34	
10	10	3		35	
	11			36	
18	12	33		37	
	13			38	
18	14	33		39	
	15			40	
55	16	18		41	
	17			42	
55	18	18		43	
	19			44	
18	20	3		45	
	21			46	
55	22	11		47	
	23			48	
	24	18		49	
	25			50	

2nd Period					
A	P	B	A	P	B
	1			26	
4	2	3		27	
	3			28	
10	4	13		29	
	5			30	
18	6	13		31	
	7			32	
18	8	33		33	
	9			34	
5	10	13		35	
	11			36	
18	12	3		37	
	13			38	
18	14	13		39	
	15			40	
5	16	13		41	
	17			42	
18	18	33		43	
	19			44	
5	20	13		45	
	21			46	
	22	33		47	
	23			48	
	24	33		49	
	25	13		50	

1st Period	22 - 24	2nd Period	20 - 25
Result	0 - 1	Result	0 - 1
Shoot-out		Shoot-out	
		Result	

Croatia

No.																			
DG																			
6m																			
P																			
Portugal																			
No.																			
DG																			
6m																			
P																			

Legend:							
6m	6-metre-shot	DG	Direct Goal	DR	Disqualification with Report	GG	Golden Goal
No.	Number	Off.	Official	P	Points	S	Suspension
S+D	Suspension and Disqualification	Sign.	Signature	TTO	Team Timeout		



Results

Match No.: 9
Court 1

Croatia 0 vs 2 Portugal

Referees:
RADUT Corina-Floriana (ROU)
ENACHE Daniela-Andreea (ROU)

1st Period: 22 - 24
2nd Period: 20 - 25

CRO - Croatia

Headcoach: PARADZIK Mladen

Team Timeout 1st Period: 3:49

No.	Name	Total				Goals / Shots							Punishments		
		Points	Goals	Shots	%	1-Pt All	1-Pt Spin	Spin	In-flight	Specialist	Direct Goal	6m	S	S+D	DR
4	BOTIC Gabriel	2	1	2	50					1 / 2					
5	JURIC Ivan	6	3	6	50			0 / 2	3 / 4						
10	BALIC Anteo	4	2	2	100				2 / 2						
12	MALENICIC Stipe														
14	KLARIC Noa														
18	BURA Lucian	18	9	11	82			5 / 7	1 / 1			3 / 3			
19	CVJETICANIN Fran														
27	KULIS Domagoj														
44	RUKLJAC Ivan	2	1	1	100					1 / 1					
55	VALENTAKOVIC Valentino	10	5	7	71			3 / 4	2 / 3				1		
Bench/Team															
Totals		42	21	29	72			8 / 13	8 / 10	2 / 3		3 / 3	1		

No.	Goalkeeper	Total			Saves / Shots						
		Saves	Shots	%	1-Pt All	1-Pt Spin	Spin	In-flight	Specialist	Direct Goal	6m
12	MALENICIC Stipe	6	26	23	0 / 1		3 / 17	2 / 5	0 / 2		1 / 1
14	KLARIC Noa	0	5	0			0 / 3		0 / 2		
Totals		6	31	19	0 / 1		3 / 20	2 / 5	0 / 4		1 / 1

POR - Portugal

Headcoach: SERRANO Pedro

No.	Name	Total				Goals / Shots							Punishments		
		Points	Goals	Shots	%	1-Pt All	1-Pt Spin	Spin	In-flight	Specialist	Direct Goal	6m	S	S+D	DR
3	GOMES Rodrigo	10	5	6	83			5 / 6							
10	RODRIGUES Rui														
11	SANTOS Simao	4	2	3	67			1 / 1	1 / 2						1
13	COSTA Tiago	13	7	8	88	1 / 1		6 / 7							
14	SANTOS Francisco												1		
18	SILVA Jose	8	4	4	100					4 / 4					
19	REBELO Jose		0	2	0			0 / 1	0 / 1						
24	RIBEIRO Miguel														
33	FERREIRA Diogo	14	7	10	70			5 / 6	2 / 3			0 / 1			
86	CASTRO Ricardo		0	1	0						0 / 1				
Bench/Team															
Totals		49	25	34	74	1 / 1		17 / 21	3 / 6	4 / 4	0 / 1	0 / 1	1		1

No.	Goalkeeper	Total			Saves / Shots						
		Saves	Shots	%	1-Pt All	1-Pt Spin	Spin	In-flight	Specialist	Direct Goal	6m
86	CASTRO Ricardo	5	26	19			4 / 12	1 / 9	0 / 2		0 / 3
Totals		5	26	19			4 / 12	1 / 9	0 / 2		0 / 3

Team Comparison

	1st Period				2nd Period			
	Croatia		Portugal		Croatia		Portugal	
	Goals/Shots	%	Goals/Shots	%	Goals/Shots	%	Goals/Shots	%
In-flight Shots	4 / 4	100	1 / 3	33	4 / 6	67	2 / 3	67
Spin Shots	4 / 9	44	7 / 9	78	4 / 4	100	10 / 12	83
Specialist Shots	1 / 1	100	4 / 4	100	1 / 2	50		
1-Point Shots							1 / 1	100
Direct Goal Shots							0 / 1	0
6-meter Shots	2 / 2	100			1 / 1	100	0 / 1	0
1-Point Spin Shots								



Results

Match No.: 9
Court 1

Croatia 0 vs 2 Portugal

Referees:
RADUT Corina-Floriana (ROU)
ENACHE Daniela-Andreea (ROU)

1st Period: 22 - 24
2nd Period: 20 - 25

CRO - Croatia

No.	Name	Technical skills					
		Assists	Steals	Blocked Shots	Received 6m Fouls	Penalty Fouls	Turnovers
4	BOTIC Gabriel	2			2		1
5	JURIC Ivan						1
10	BALIC Ante						1
12	MALENICIC Stipe						
14	KLARIC Noa						
18	BURA Lucian	1					1
19	CVJETICANIN Fran						
27	KULIS Domagoj	1			1	1	1
44	RUKLJAC Ivan						
55	VALENTAKOVIC Valentino						1
Team							
Totals		4			3	1	6

POR - Portugal

No.	Name	Technical skills					
		Assists	Steals	Blocked Shots	Received 6m Fouls	Penalty Fouls	Turnovers
3	GOMES Rodrigo	2					
10	RODRIGUES Rui						
11	SANTOS Simao						
13	COSTA Tiago				1		
14	SANTOS Francisco		1			2	
18	SILVA Jose						
19	REBELO Jose						
24	RIBEIRO Miguel		2			1	
33	FERREIRA Diogo						
86	CASTRO Ricardo						
Team							
Totals		2	3		1	3	

Running Score

CRO - POR

1st Period	
0 : 2	SILVA J
BURA L 2 : 2	
2 : 4	GOMES R
2 : 6	SANTOS S
2 : 8	FERREIRA D
RUKLJAC I 4 : 8	
4 : 10	GOMES R
4 : 12	FERREIRA D
4 : 14	FERREIRA D
VALENTAKOVIC V 6 : 14	
6 : 16	SILVA J
VALENTAKOVIC V 8 : 16	
8 : 18	SILVA J
BALIC A 10 : 18	
10 : 20	GOMES R
BURA L 12 : 20	
12 : 22	SANTOS S
BURA L 14 : 22	
VALENTAKOVIC V 16 : 22	
VALENTAKOVIC V 18 : 22	
BURA L 20 : 22	
VALENTAKOVIC V 22 : 22	
22 : 24	SILVA J

2nd Period

BOTIC G 2 : 0	
2 : 2	GOMES R
BALIC A 4 : 2	
4 : 4	COSTA T
4 : 6	COSTA T
4 : 8	FERREIRA D
BURA L 6 : 8	
6 : 10	COSTA T
BURA L 8 : 10	
8 : 12	GOMES R
JURIC I 10 : 12	
10 : 14	COSTA T
BURA L 12 : 14	
12 : 16	COSTA T
BURA L 14 : 16	
14 : 18	FERREIRA D
JURIC I 16 : 18	
16 : 20	COSTA T
BURA L 18 : 20	
18 : 22	FERREIRA D
18 : 24	FERREIRA D
JURIC I 20 : 24	
20 : 25	COSTA T

Legend:

%	Efficiency	1-Pt	1-Point-Shots	1-Pt Spin	1-Point-Spin Shots	DR	Disqualification with Report
GG	Golden Goal	No.	Number	P6m	6m Penalty Shots	Spin	Spin Shots
S	Suspension	S+D	Suspension+Disqualification				



Start List

Match No.: 10
Court 2

GER - BRA

Referees: BARTKOWIAK Sylwia (POL) / LAKOMY Weronika Monika (POL)

Technical Delegate A: ROLLAND Jerome (FRA)

Technical Delegate B: GONZALEZ CASALES Paola (ESP)

GER - Germany

No.	Name	Date of Birth	Competition Statistics					
			MP	Points	1-Pt	2-Pt	S	S+D
2	WORMANN Lennart	4 DEC 2004	2	6		3/6		
3	LIEBECK Lennart	23 DEC 2004	2	12		6/6		
6	ZELSER Lars Thomas	17 FEB 2004	2	16		8/12		
7	GUNTHER Timo Felix	24 MAR 1999	2	8		4/10		
10	HERR Jannis Michel	10 OCT 2006	2	22		11/15		
12	ZEYEN Tobias	3 FEB 1999	2				1	
13	HENRICH Severin Henner	1 JAN 2002	2	2		1/2	1	
14	PRAHST Hendrik	25 APR 2000	2					
18	JOHN Robin	27 JUL 1991	2	18		9/12		
26	EBERT Moritz Nikolaus	26 OCT 2000	2	2		1/2		
Head Coach FRANKE Marten Alexander			Total	86		43/65	2	

GER Played		
PR	CRO	2-1
PR	POR	1-2
PR	BRA	9 AUG

BRA - Brazil

No.	Name	Date of Birth	Competition Statistics					
			MP	Points	1-Pt	2-Pt	S	S+D
1	ROSSA Cristiano	21 FEB 1986	2					
2	da SILVA Pedro	11 DEC 1997	2	19	1/1	9/13		
3	CARVALHO Renan	3 NOV 1992	2	29	1/1	14/23		
4	de OLIVEIRA Andre	31 MAY 1999	2	4		2/2	1	
5	AMARAL Nailson	3 JUL 1990	2	16		8/12		
6	OLIVEIRA Bruno	29 DEC 1985	2	13	1/1	6/7	1	
7	GONCALVES Rai	20 MAR 2005	2					
8	FERNANDES Hugo	31 OCT 1995	2				1	
11	TULLER Marcelo	18 APR 1995	2			0/1	2	
12	MORAIS Gustavo	18 NOV 2004	2					
Head Coach GUERRA Antonio			Total	81	3/3	39/58	5	

BRA Played		
PR	POR	2-1
PR	CRO	2-0
PR	GER	9 AUG

Note:
Players below the bold line are not playing in this match

Legend:		2-Pt		DR		MP	
1-Pt	1-Point Shots	2-Pt	2-Point Shots	DR	Disqualification+Report	MP	Matches played
No.	Uniform Number	PR	Preliminary Round	S	Suspensions	S+D	Suspensions+Disqualifications



MATCH AND REFEREES REPORT

BEACH HANDBALL

<input type="checkbox"/>	WCh
<input type="checkbox"/>	Continental
<input type="checkbox"/>	Youth Olympics

<input type="checkbox"/>	World Cup
<input type="checkbox"/>	International Match
<input checked="" type="checkbox"/>	World Games

<input checked="" type="checkbox"/>	Men
<input type="checkbox"/>	Men's J
<input type="checkbox"/>	Men's Y

<input type="checkbox"/>	Women
<input type="checkbox"/>	Women's J
<input type="checkbox"/>	Women's Y

Matchnumber

M10

A / Home Team

B / Away Team

Final Result

Germany			Brazil			
Place	Court No.	Date	Time	Spectators	Report follows	
Chengdu (CHN)	2	09/08/2025	16:20	460	NO	

1 : 2

No.	Team A	P	S	S+D	DR
2	WORMANN Lennart	8			
3	LIEBECK Lennart	6			
6	ZELSER Lars Thomas	10			
7	GUNTHER Timo Felix				
10	HERR Jannis Michel	18			
12	ZEYEN Tobias		20:00		
13	HENRICH Severin Henner	2			
14	PRAHST Hendrik		8:28		
18	JOHN Robin	10			
26	EBERT Moritz Nikolaus	2			
A	FRANKE Marten Alexander				
B	BANSA Konrad				
C	STRACKE Christina				
D	DR. DREYER Florian Joseph Heiner				
Sign. Off. A			TTO	9:51	9:16

No.	Team B	P	S	S+D	DR
1	ROSSA Cristiano				
2	da SILVA Pedro	16			
3	CARVALHO Renan	8			
4	de OLIVEIRA Andre		3:23	19:43	
5	AMARAL Nailson	13			
6	OLIVEIRA Bruno	7			
7	GONCALVES Rai	2			
8	FERNANDES Hugo				
11	TULLER Marcelo	2	12:19		
12	MORAIS Gustavo				
A	GUERRA Antonio				
B	NUNES de ALMEIDA Thiago				
C	LOPES EUFRAZIO Marbsam Natanael				
D	da SILVA Erick Marques				
Sign. Off. A			TTO	-	9:59

Referees	Nat.	Signature
1	BARTKOWIAK Sylwia	POL
2	LAKOMY Weronika Monika	POL

Technical Delegates	Nat.	Signature
A	ROLLAND Jerome	FRA
B	GONZALEZ CASALES Paola	ESP

1st Period					
A	P	B	A	P	B
	1		2	26	
10	2	5		27	
	3		6	28	
10	4	6		29	
	5		10	30	
18	6	2		31	
	7			32	
2	8	2		33	
	9			34	
2	10	2		35	
	11			36	
26	12	5		37	
	13			38	
10	14	5		39	
	15			40	
10	16	2		41	
	17			42	
10	18	2		43	
	19			44	
10	20			45	
	21			46	
6	22			47	
	23			48	
3	24			49	
	25			50	

2nd Period					
A	P	B	A	P	B
	1			26	
6	2	5		27	
	3			28	
10	4	2		29	
	5			30	
6	6	6		31	
	7			32	
18	8	2		33	
	9			34	
18	10	5		35	
	11			36	
3	12	3		37	
	13			38	
18	14	2		39	
	15			40	
18	16	3		41	
	17			42	
10	18	6		43	
	19			44	
2	20	3		45	
	21	5		46	
	22			47	
	23			48	
	24			49	
	25			50	

1st Period	30 - 18	2nd Period	20 - 21 (GG)
Result	1 - 0	Result	0 - 1
Shoot-out		Shoot-out	6 - 9
		Result	0 - 1

Germany

No.	13	10	3	2	6						
DG											
6m											
P	2	2	2	2	2						
Brazil											
No.	11	7	5	3	6						
DG											
6m											
P	2	2	2	2	1						

Legend:	6m	DG	DR	GG
No.	6-metre-shot	Direct Goal	Disqualification with Report	Golden Goal
S+D	Number	Official	Points	Suspension
	Suspension and Disqualification	Sign.	Team Timeout	



SAT 9 AUG 2025
Start Time: 16:20

Preliminary Round - Group A

Results

Match No.: 10
Court 2

Germany 1 vs 2 Brazil

Referees:
BARTKOWIAK Sylwia (POL)
LAKOMY Weronika Monika (POL)

1st Period: 30 - 18
2nd Period: 20 - 21 (GG)
Shoot-out: 6 - 9

GER - Germany

Headcoach: FRANKE Marten Alexander

Team Timeouts: 9:51 9:16

No.	Name	Total				Goals / Shots							Punishments		
		Points	Goals	Shots	%	1-Pt All	1-Pt Spin	Spin	In-flight	Specialist	Direct Goal	6m	S	S+D	DR
2	WORMANN Lennart	8	4	5	80			3 / 4		1 / 1					
3	LIEBECK Lennart	6	3	3	100			2 / 2	1 / 1						
6	ZELSER Lars Thomas	10	5	7	71			5 / 6				0 / 1			
7	GUNTHER Timo Felix														
10	HERR Jannis Michel	18	9	15	60			4 / 5	5 / 10						
12	ZEYEN Tobias												1		
13	HENRICH Severin Henner	2	1	1	100			1 / 1							
14	PRAHST Hendrik												1		
18	JOHN Robin	10	5	6	83					4 / 4		1 / 2			
26	EBERT Moritz Nikolaus	2	1	1	100						1 / 1				
Bench/Team															
Totals		56	28	38	74			15 / 18	6 / 11	5 / 5	1 / 1	1 / 3	2		

No.	Goalkeeper	Total			Saves / Shots						
		Saves	Shots	%	1-Pt All	1-Pt Spin	Spin	In-flight	Specialist	Direct Goal	6m
2	WORMANN Lennart										
13	HENRICH Severin Henner	0	1	0			0 / 1				
18	JOHN Robin										
26	EBERT Moritz Nikolaus	3	27	11	0 / 2		1 / 9	1 / 12	1 / 4		
Totals		3	28	11	0 / 2		1 / 10	1 / 12	1 / 4		

BRA - Brazil

Headcoach: GUERRA Antonio

Team Timeout 2nd Period: 9:59

No.	Name	Total				Goals / Shots							Punishments		
		Points	Goals	Shots	%	1-Pt All	1-Pt Spin	Spin	In-flight	Specialist	Direct Goal	6m	S	S+D	DR
1	ROSSA Cristiano														
2	da SILVA Pedro	16	8	11	73			1 / 3	7 / 8						
3	CARVALHO Renan	8	4	6	67			1 / 2	3 / 4						
4	de OLIVEIRA Andre												1	1	
5	AMARAL Nailson	13	7	7	100	1 / 1		5 / 5	1 / 1						
6	OLIVEIRA Bruno	7	4	6	67	1 / 1		0 / 1		3 / 4					
7	GONCALVES Rai	2	1	2	50			1 / 2							
8	FERNANDES Hugo														
11	TULLER Marcelo	2	1	1	100			1 / 1					1		
12	MORAIS Gustavo														
Bench/Team															
Totals		48	25	33	76	2 / 2		9 / 14	11 / 13	3 / 4			2	1	

No.	Goalkeeper	Total			Saves / Shots						
		Saves	Shots	%	1-Pt All	1-Pt Spin	Spin	In-flight	Specialist	Direct Goal	6m
1	ROSSA Cristiano	4	16	25			1 / 8	3 / 4	0 / 4		
3	CARVALHO Renan										
5	AMARAL Nailson										
6	OLIVEIRA Bruno	0	1	0						0 / 1	
7	GONCALVES Rai	1	15	7			0 / 7	0 / 5	0 / 1		1 / 2
11	TULLER Marcelo	0	1	0			0 / 1				
Totals		5	33	15			1 / 16	3 / 9	0 / 5	0 / 1	1 / 2



Results

Match No.: 10
Court 2

Team Comparison	1st Period				2nd Period			
	Germany		Brazil		Germany		Brazil	
	Goals/Shots	%	Goals/Shots	%	Goals/Shots	%	Goals/Shots	%
In-flight Shots	5 / 6	83	5 / 6	83	1 / 4	25	6 / 7	86
Spin Shots	7 / 8	88	3 / 8	38	5 / 6	83	2 / 2	100
Specialist Shots	1 / 1	100	1 / 1	100	4 / 4	100	2 / 3	67
1-Point Shots							1 / 1	100
Direct Goal Shots	1 / 1	100						
6-meter Shots	1 / 2	50			0 / 1	0		
1-Point Spin Shots								



Results

Match No.: 10
Court 2

Germany 1 vs 2 Brazil

Referees:
BARTKOWIAK Sylwia (POL)
LAKOMY Weronika Monika (POL)

1st Period: 30 - 18
2nd Period: 20 - 21 (GG)
Shoot-out: 6 - 9

Running Score GER - BRA

GER - Germany

No.	Name	Technical skills					
		Assists	Steals	Blocked Shots	Received 6m Fouls	Penalty Fouls	Turnovers
2	WORMANN Lennart	2					4
3	LIEBECK Lennart						
6	ZELSER Lars Thomas	6					2
7	GUNTHER Timo Felix						
10	HERR Jannis Michel	1			2		
12	ZEYEN Tobias			1			
13	HENRICH Severin Henner		1	1			
14	PRAHST Hendrik		1				
18	JOHN Robin	1			1		
26	EBERT Moritz Nikolaus	1					
Team							
Totals		11	2	2	3		6

BRA - Brazil

No.	Name	Technical skills					
		Assists	Steals	Blocked Shots	Received 6m Fouls	Penalty Fouls	Turnovers
1	ROSSA Cristiano						
2	da SILVA Pedro						1
3	CARVALHO Renan	1					
4	de OLIVEIRA Andre			1		1	
5	AMARAL Nailson	1					2
6	OLIVEIRA Bruno	10	1				3
7	GONCALVES Rai						
8	FERNANDES Hugo						
11	TULLER Marcelo			1		2	
12	MORAIS Gustavo						
Team							
Totals		12	1	2		3	6

1st Period
HERR JM 2 : 0
HERR JM 4 : 0
JOHN R 6 : 0
WORMANN L 6 : 2 AMARAL N
WORMANN L 8 : 2
WORMANN L 8 : 4 OLIVEIRA B
WORMANN L 10 : 4
EBERT MN 12 : 4
EBERT MN 12 : 6 da SILVA P
HERR JM 14 : 6
HERR JM 14 : 8 da SILVA P
HERR JM 16 : 8
HERR JM 16 : 10 da SILVA P
HERR JM 18 : 10
HERR JM 18 : 12 AMARAL N
HERR JM 20 : 12
ZELSER LT 22 : 12
ZELSER LT 22 : 14 AMARAL N
LIEBECK L 24 : 14
LIEBECK L 24 : 16 da SILVA P
WORMANN L 26 : 16
ZELSER LT 28 : 16
ZELSER LT 28 : 18 da SILVA P
HERR JM 30 : 18

2nd Period
ZELSER LT 2 : 0
ZELSER LT 2 : 2 AMARAL N
HERR JM 4 : 2
HERR JM 4 : 4 da SILVA P
ZELSER LT 6 : 4
JOHN R 8 : 4
JOHN R 8 : 6 OLIVEIRA B
JOHN R 10 : 6
JOHN R 10 : 8 da SILVA P
JOHN R 10 : 10 AMARAL N
JOHN R 10 : 12 CARVALHO R
JOHN R 10 : 14 da SILVA P
LIEBECK L 12 : 14
LIEBECK L 12 : 16 CARVALHO R
JOHN R 14 : 16
JOHN R 14 : 18 OLIVEIRA B
JOHN R 16 : 18
HERR JM 18 : 18
HERR JM 18 : 20 CARVALHO R
WORMANN L 20 : 20
WORMANN L 20 (GG) 21 AMARAL N

Shoot-out
HENRICH SH 0 : 2 TULLER M
HENRICH SH 2 : 2
HENRICH SH 2 : 4 GONCALVES R
HENRICH SH 2 : 6 AMARAL N
LIEBECK L 4 : 6
LIEBECK L 4 : 8 CARVALHO R
LIEBECK L 4 : 9 OLIVEIRA B
ZELSER LT 6 : 9

Legend:							
%	Efficiency	1-Pt	1-Point-Shots	1-Pt Spin	1-Point-Spin Shots	DR	Disqualification with Report
GG	Golden Goal	No.	Number	P6m	6m Penalty Shots	Spin	Spin Shots
S	Suspension	S+D	Suspension+Disqualification				



TWG
2025
CHENGDU



BEACH HANDBALL

Women



Team Roster

As of THU 7 AUG 2025

ARG - Argentina

No.	Name	Shirt Name	Position	Date of Birth	Age	Height m/ft in
2	GAMBA Giuliana	Gamba	FP	22 MAR 2001	24	1.72 /5'8"
4	BALSAS Lucila	Balsas	FP	3 JUN 2000	25	1.62 /5'4"
5	CORIMBERTO Fiorella	Corimberto	FP	29 AUG 2001	23	1.75 /5'9"
6	MOLINA Alma	Molina	FP	7 APR 2004	21	1.82 /6'0"
10	TURNES Zoe	Turnes	FP	26 JUL 2000	25	1.78 /5'10"
11	ARCAJO Agostina	Arcajo	FP	23 JUL 2004	21	1.66 /5'5"
12	SUAREZ Constanza	Suarez	GK	10 FEB 2005	20	1.75 /5'9"
13	BONOMI Gisella	Bonomi	FP	19 MAR 2000	25	1.81 /5'11"
15	GALLO Florencia	Gallo	FP	9 MAR 2005	20	1.71 /5'7"
20	SCORDAMAGLIA Luciana	Scordamaglia	FP	17 JUL 1994	31	1.79 /5'10"
Team average					23.5	1.74 /5'9"

Team Uniform Colours

Tank Tops	Shorts
light blue-white	black
blue	black
green	black

Officials:

A	BRUNATI Leticia (ARG)	(Coach)
B	MECCIA Celeste (ARG)	(Assistant Coach)
C	SANZ Gustavo Andres (ARG)	(Assistant Coach)
D	ETIENNE Andres (ARG)	(Physiotherapist)

Goalkeeper/Specialist Uniform Colours

Tank Tops

light blue-white
blue
green

Legend:							
FP	Field Player	GK	Goalkeeper	L	Left Handed	No.	Uniform Number
R	Right Handed						



Team Roster

As of WED 6 AUG 2025

CHN - People's Republic of China

No.	Name	Shirt Name	Position	Date of Birth	Age	Height m/ft in
3	YI Pan	Yi	FP	9 JAN 2008	17	1.65 / 5'5"
5	WEIYU Li	Weiyu	FP	10 SEP 2008	16	1.72 / 5'8"
11	JIAYE Pang	Jiaye	FP	10 JAN 2008	17	1.70 / 5'7"
12	WENNA Fan	Wenna	GK	26 JAN 2007	18	1.80 / 5'11"
18	PING Shen	Ping	FP	4 JUL 1983	42	1.82 / 6'0"
23	TIANJIE Zhang	Tianjie	FP	30 NOV 1991	33	1.84 / 6'0"
24	XIANGYAN Rong	Xiangyan	FP	13 JUN 2009	16	1.72 / 5'8"
26	XIAOYU Dong	Xiaoyu	FP	30 JUL 2009	16	1.65 / 5'5"
29	YUHAN Liu	Yuhan	GK	12 OCT 2000	24	1.76 / 5'9"
71	HUI Zan	Hui	FP	21 DEC 2008	16	1.75 / 5'9"
Team average					21.5	1.74 / 5'9"

Team Uniform Colours

Tank Tops

black
red
white

Shorts

black
red
white

Officials:

A XI Shang (CHN)
B LIJUN Wu (CHN)
C XIANXIN Lang (CHN)

(Coach)
(Assistant Coach)
(Assistant Coach)

Goalkeeper/Specialist Uniform Colours

Tank Tops

red
black
black

Legend:							
FP	Field Player	GK	Goalkeeper	L	Left Handed	No.	Uniform Number
R	Right Handed						



Team Roster

As of THU 7 AUG 2025

CRO - Croatia

No.	Name	Shirt Name	Position	Date of Birth	Age	Height m/ft in
1	LOPAC-SKRINJAR Kristijana	Lopac-Skrinjar	GK	18 JAN 1998	27	1.71 / 5'7"
2	SMILJANIC Kristina	Smiljanic	FP	25 DEC 1991	33	1.62 / 5'4"
4	LESAC Lucia	Lesac	FP	30 NOV 1999	25	1.65 / 5'5"
6	VUCKOVIC Mirna	Vuckovic	FP	10 JUL 1992	33	1.79 / 5'10"
7	MIHOLIC Lara	Miholic	FP	8 APR 2000	25	1.69 / 5'7"
12	BUDAN Bruna	Budan	GK	24 JUL 2001	24	1.68 / 5'6"
14	HARAMINA Anja	Haramina	FP	29 NOV 2000	24	1.65 / 5'5"
20	GUDELJ Petra	Gudelj	FP	1 DEC 2008	16	1.65 / 5'5"
21	HUNJADI Katja	Hunjadi	FP	13 AUG 2004	20	1.81 / 5'11"
22	GVARDIOL Franka	Gvardiol	FP	11 NOV 1999	25	1.65 / 5'5"
Team average					25.2	1.69 / 5'7"

Team Uniform Colours

Tank Tops

red
white
sky blue

Shorts

red
white
red

Officials:

A	FANTIC Drago (CRO)	(Coach)
B	GREBENAR Josipa (CRO)	(Assistant Coach)
C	CUREK Lukrecija (CRO)	(Physiotherapist)
D	TARAS Ante (CRO)	(Team Official)

Goalkeeper/Specialist Uniform Colours

Tank Tops

sky blue
sky blue
red

Legend:							
FP	Field Player	GK	Goalkeeper	L	Left Handed	No.	Uniform Number
R	Right Handed						



Team Roster

As of THU 7 AUG 2025

DEN - Denmark

No.	Name	Shirt Name	Position	Date of Birth	Age	Height m/ft in
2	MADSEN Dina	Madsen	FP	30 AUG 2003	21	1.82 /6'0"
3	GANDRUP ERNST Freja	Gandrup Ernst	FP	5 AUG 2004	21	1.89 /6'2"
6	TOPPEL Alberte	Toppel	FP	7 MAY 2003	22	1.80 /5'11"
8	HANSEN Freja	Hansen	FP	11 MAR 2003	22	1.64 /5'5"
9	ULRICHSEN Frida	Ulrichsen	FP	11 SEP 2000	24	1.73 /5'8"
16	VIND Ditte	Vind	GK	2 JAN 1994	31	1.87 /6'2"
17	JORGENSEN Sofie	Jorgensen	FP	24 FEB 2002	23	1.70 /5'7"
22	LAERKE Frederikke	Laerke	FP	7 JAN 1995	30	1.85 /6'1"
28	WINDING Ida	Winding	FP	2 DEC 2001	23	1.73 /5'8"
35	FAGER Freja	Fager	GK	23 AUG 2006	18	1.79 /5'10"
Team average					23.5	1.78 /5'10"

Team Uniform Colours

Tank Tops

red
white
black

Shorts

black
black
black

Officials:

A HOLMEN Morten (DEN) (Coach)
B NIELSEN Mikkel (DEN) (Assistant Coach)
C LUNDGAARD Frederik (DEN) (Physiotherapist)
D THOMSEN Anders (DEN) (Team Official)

Goalkeeper/Specialist Uniform Colours

Tank Tops

Legend:							
FP	Field Player	GK	Goalkeeper	L	Left Handed	No.	Uniform Number
R	Right Handed						



Team Roster

As of WED 6 AUG 2025

ESP - Spain

No.	Name	Shirt Name	Position	Date of Birth	Age	Height m/ft in
3	BATISTA PORTERO Maria Asuncion	Batista Portero	FP	26 SEP 1993	31	1.76 /5'9"
8	TORRAS PARERA Mireia	Torras Parera	FP	2 MAY 1996	29	1.65 /5'5"
10	TRUJILLO ARTEAGA Maria	Trujillo Arteaga	FP	1 MAY 2004	21	1.72 /5'8"
16	ENCINAS GUARDADO Patricia	Encinas Guardado	GK	14 SEP 1992	32	1.69 /5'7"
17	DIAZ GONZALEZ Alba	Diaz Gonzalez	FP	16 JAN 2000	25	1.71 /5'7"
19	SEMPERE AGULLO Miriam	Sempere Agullo	GK	19 NOV 1995	29	1.68 /5'6"
25	GONZALEZ POUDEREUX Violeta	Gonzalez Poudereux	FP	26 JUN 1993	32	1.80 /5'11"
37	LAGUNA CONTRERAS Jimena	Laguna Contreras	FP	8 DEC 2000	24	1.72 /5'8"
41	GONZALEZ LLAMBRICH Mariam	Gonzalez Llambrich	FP	14 OCT 2005	19	1.71 /5'7"
77	SANCHEZ FLORENTINO Gemma del Pilar	Sanchez Florentino	FP	19 APR 2000	25	1.73 /5'8"
Team average					26.7	1.72 /5'8"

Team Uniform Colours

Tank Tops

red
pink
dark navy

Shorts

dark navy
sea blue
dark navy

Officials:

A MORILLO BARO Juan Pablo (ESP) (Coach)
B NAVARRO GUIJO Jose Antonio (ESP) (Assistant Coach)
C CALVILLO RODA Jose Maria (ESP) (Team Doctor)
D RODRIGUEZ GARCIA Estefania (ESP) (Physiotherapist)

Goalkeeper/Specialist Uniform Colours

Tank Tops

Legend:							
FP	Field Player	GK	Goalkeeper	L	Left Handed	No.	Uniform Number
R	Right Handed						



Team Roster

As of WED 6 AUG 2025

GER - Germany

No.	Name	Shirt Name	Position	Date of Birth	Age	Height m/ft in
5	WALTER Kirsten Sophie	Walter	FP	21 FEB 1996	29	1.69 /5'7"
8	GETTWART Belen Enja	Gettwart	FP	15 MAR 2002	23	1.73 /5'8"
9	PILZ Emma	Pilz	FP	9 JUL 2009	16	1.70 /5'7"
10	KATTNER Isabel Fabienne	Kattner	FP	17 OCT 2000	24	1.90 /6'3"
15	DRACHSLER Julia Constanze Chiara	Drachsler	FP	22 AUG 1998	26	1.93 /6'4"
17	KLINGLER Lena Franziska	Klingler	FP	3 OCT 2000	24	1.76 /5'9"
18	BORRMANN Pauline	Borrmann	FP	29 JUL 2007	18	1.80 /5'11"
27	KURZKE Nele	Kurzke	GK	16 JUN 1990	35	1.87 /6'2"
33	KRETZSCHMAR Lucie Marie	Kretzschmar	FP	7 AUG 2000	24	1.80 /5'11"
66	MOLLMANN Amelie Johanna	Mollmann	FP	22 MAY 2001	24	1.70 /5'7"
Team average					24.3	1.79 /5'10"

Team Uniform Colours

Tank Tops

black
white
red

Shorts

black
black
black

Officials:

- | | | |
|---|--|-------------------|
| A | NOVAKOVIC Alexander Daniel (GER) | (Coach) |
| B | VOSSHANS Ruben (GER) | (Assistant Coach) |
| C | STROBEL-WIRTH Wibke (GER) | (Physiotherapist) |
| D | DR. DREYER Florian Joseph Heiner (GER) | (Team Doctor) |

Goalkeeper/Specialist Uniform Colours

Tank Tops

Legend:							
FP	Field Player	GK	Goalkeeper	L	Left Handed	No.	Uniform Number
R	Right Handed						



Team Roster

As of WED 6 AUG 2025

POR - Portugal

No.	Name	Shirt Name	Position	Date of Birth	Age	Height m/ft in
2	GONCALVES Sofia	Goncalves	FP	21 OCT 2001	23	1.81 / 5'11"
4	PINHO Sara	Pinho	FP	10 JUN 2000	25	1.68 / 5'6"
7	MENDES Daniela	Mendes	FP	15 JAN 1995	30	1.68 / 5'6"
10	OLIVEIRA Catarina	Oliveira	FP	14 JUL 1991	34	1.71 / 5'7"
11	GONCALVES Leonor	Goncalves	FP	19 SEP 2000	24	1.68 / 5'6"
13	SANTOS Maria	Santos	FP	11 MAY 2001	24	1.65 / 5'5"
14	TEIXEIRA Catarina	Teixeira	FP	7 MAY 1998	27	1.70 / 5'7"
22	PAULO Carolina	Paulo	FP	20 MAY 2003	22	1.72 / 5'8"
86	CORRO Helena	Corro	FP	30 NOV 1990	34	1.78 / 5'10"
99	ROQUE Diana	Roque	GK	26 FEB 1987	38	1.70 / 5'7"
Team average					28.1	1.71 / 5'7"

Team Uniform Colours

Tank Tops

Shorts

Officials:

A	RODRIGUEZ Agustin (ESP)	(Coach)
B	MEDEIROS Rui (POR)	(Assistant Coach)
C	DIPP Andrea (BRA)	(Physiotherapist)

Goalkeeper/Specialist Uniform Colours

Tank Tops

Legend:						
FP	Field Player	GK	Goalkeeper	L	Left Handed	No. Uniform Number
R	Right Handed					



Team Roster

As of WED 6 AUG 2025

VIE - Vietnam

No.	Name	Shirt Name	Position	Date of Birth	Age	Height m/ft in
1	NGUYEN Thi Nhung	Nguyen	GK	16 MAY 1999	26	1.70 /5'7"
3	LU Ngoc Trinh	Lu	FP	25 MAY 1996	29	1.67 /5'6"
5	NGUYEN THI PHUNG Linh	Nguyen Thi Phung	FP	24 MAY 1996	29	1.72 /5'8"
6	PHAM Thi My Hang	Pham	FP	16 OCT 1996	28	1.66 /5'5"
7	HA Thi Hanh	Ha	FP	30 JUL 1995	30	1.63 /5'4"
8	DAM Thi Thanh Huyen	Dam	FP	27 MAY 1997	28	1.71 /5'7"
10	NGUYEN THI ANH Tuyet	Nguyen Thi Anh	FP	12 FEB 2000	25	1.65 /5'5"
17	TRAN HAI Yen	Tran Hai	GK	30 MAR 2005	20	1.65 /5'5"
18	NGUYEN Thi Tra My	Nguyen	FP	13 OCT 1993	31	1.66 /5'5"
26	DO THI NHU Quynh	Do Thi Nhu	FP	26 JAN 2003	22	1.70 /5'7"
Team average					26.8	1.68 /5'6"

Team Uniform Colours

Tank Tops

Shorts

Officials:

A HUYNH Minh Ngon (VIE)

(Coach)

Goalkeeper/Specialist Uniform Colours

Tank Tops

Legend:							
FP	Field Player	GK	Goalkeeper	L	Left Handed	No.	Uniform Number
R	Right Handed						



Tournament Summary

As of TUE 12 AUG 2025 at 17:19

Preliminary Round

Group A		Matches			Periods			Goal Points			Points
Rank	Team	Played	Won	Lost	Won	Lost	Diff.	For	Against	Diff.	
1	GER - Germany	3	3	0	6	0	6	131	96	35	6
2	ESP - Spain	3	2	1	4	3	1	121	119	2	4
3	DEN - Denmark	3	1	2	2	4	-2	102	108	-6	2
4	VIE - Vietnam	3	0	3	1	6	-5	112	143	-31	0

Group B		Matches			Periods			Goal Points			Points
Rank	Team	Played	Won	Lost	Won	Lost	Diff.	For	Against	Diff.	
1	ARG - Argentina	3	3	0	6	0	6	120	88	32	6
2	CRO - Croatia	3	1	2	3	4	-1	108	107	1	2
3	POR - Portugal	3	1	2	2	4	-2	97	84	13	2
4	CHN - People's Republic of China	3	1	2	2	5	-3	87	133	-46	2

Match Results

Date	Start Time	Court	Teams	Phase	Match No.	1st Period	2nd Period	Shoot-out	Result
THU 7 AUG	10:00	1	CHN - CRO	Preliminary Round - Group B	W01	13 - 20	16 - 14	8 - 6	2 - 1
	10:00	2	ARG - POR	Preliminary Round - Group B	W02	16 - 15	13 - 10		2 - 0
	11:40	1	GER - ESP	Preliminary Round - Group A	W03	19 - 14	19 - 18		2 - 0
	11:40	2	DEN - VIE	Preliminary Round - Group A	W04	18 - 16	18 - 17		2 - 0
FRI 8 AUG	15:30	1	VIE - GER	Preliminary Round - Group A	W05	16 - 26	12 - 24		0 - 2
	15:30	2	ESP - DEN	Preliminary Round - Group A	W06	13 - 12	19 - 18		2 - 0
	17:10	1	POR - CHN	Preliminary Round - Group B	W07	22 - 8	22 - 14		2 - 0
	17:10	2	CRO - ARG	Preliminary Round - Group B	W08	16 - 18	19 - 24		0 - 2
SAT 9 AUG	15:30	1	ARG - CHN	Preliminary Round - Group B	W09	21 - 20	28 - 8		2 - 0
	15:30	2	POR - CRO	Preliminary Round - Group B	W10	14 - 15	14 - 18		0 - 2
	17:10	1	GER - DEN	Preliminary Round - Group A	W11	20 - 14	23 - 22		2 - 0
	17:10	2	ESP - VIE	Preliminary Round - Group A	W12	24 - 17	24 - 26	9 - 8	2 - 1
SUN 10 AUG	10:00	1	ARG - VIE	Quarterfinal	W13	18 - 10	15 - 14		2 - 0
	11:40	1	ESP - POR	Quarterfinal	W14	20 - 6	18 - 14		2 - 0
	15:30	1	GER - CHN	Quarterfinal	W15	28 - 11	22 - 5		2 - 0
	17:10	1	CRO - DEN	Quarterfinal	W16	8 - 19	12 - 14		0 - 2
MON 11 AUG	10:50	1	VIE - POR	Consolation Semifinal 5-8	W17	18 - 26	21 - 14	10 - 12	1 - 2
	10:50	2	CHN - CRO	Consolation Semifinal 5-8	W18	22 - 20	17 - 16		2 - 0
	15:30	1	ARG - ESP	Semifinal	W19	20 - 15	14 - 15	6 - 4	2 - 1
	17:10	1	GER - DEN	Semifinal	W20	21 - 14	16 - 14		2 - 0
TUE 12 AUG	10:50	1	POR - CHN	5th Place Match	W21	15 - 12	22 - 16		2 - 0
	10:50	2	VIE - CRO	7th Place Match	W22	20 - 14	19 - 24	6 - 9	1 - 2
	14:30	1	ESP - DEN	Bronze Medal Match	W23	20 - 16	18 - 10		2 - 0
	16:30	1	ARG - GER	Gold Medal Match	W24	14 - 20	22 - 12	7 - 2	2 - 1



Tournament Summary

As of TUE 12 AUG 2025 at 17:19

Quarterfinals

ARG - 2

Match W13
10 AUG

VIE - 0

ESP - 2

Match W14
10 AUG

POR - 0

GER - 2

Match W15
10 AUG

CHN - 0

CRO - 0

Match W16
10 AUG

DEN - 2

Semifinals

ARG - 2

Match W19
11 AUG

ESP - 1

GER - 2

Match W20
11 AUG

DEN - 0

Gold Medal Match

ARG - 2

Match W24
12 AUG

GER - 1

ARG - Gold

GER - Silver

Bronze Medal Match

ESP - 2

Match W23
12 AUG

DEN - 0

ESP - Bronze

DEN - 4th

Final Standings

Medal	Rank	Team
Gold	1	ARG - Argentina
Silver	2	GER - Germany
Bronze	3	ESP - Spain
	4	DEN - Denmark
	5	POR - Portugal
	6	CHN - People's Republic of China
	7	CRO - Croatia
	8	VIE - Vietnam

Consolation Round 5-8

VIE - 1

Match W17
11 AUG

POR - 2

CHN - 2

Match W18
11 AUG

CRO - 0

POR - 2

Match W21
12 AUG

CHN - 0

POR - 5th

CHN - 6th

VIE - 1

Match W22
12 AUG

CRO - 2

CRO - 7th

VIE - 8th

Legend:
Diff. Difference No. Number



Cumulative Statistics

ARG - Argentina

After 6 Matches

Headcoach: BRUNATI Leticia

No.	Name	MP	Total				Goals / Shots							Punishments		
			Points	Goals	Shots	%	1-Pt All	1-Pt Spin	Spin	Inflight	Specialist	Goalkeeper	P6m	S	S+D	DR
2	GAMBA Giuliana	6		0	1	0	0 / 1							2	1	
4	BALSAS Lucila	6	17	9	13	69	1 / 1		2 / 4		6 / 8					
5	CORIMBERTO Fiorella	6	61	31	46	67	1 / 3		12 / 18	16 / 20			2 / 5			
6	MOLINA Alma	6														
10	TURNES Zoe	6	7	4	5	80	1 / 1		1 / 2				2 / 2	1		
11	ARCAJO Agostina	6	37	19	30	63	1 / 1		11 / 17	2 / 5	5 / 7					
12	SUAREZ Constanza	6	2	1	1	100						1 / 1				
13	BONOMI Gisella	6	78	40	57	70	2 / 2		10 / 14	28 / 41						
15	GALLO Florencia	6	34	18	29	62	2 / 5		9 / 16		6 / 7		1 / 1			
20	SCORDAMAGLIA Luciana	6												4		
Totals			236	122	182	67	8 / 14		45 / 71	46 / 66	17 / 22	1 / 1	5 / 8	7	1	
Opponent			180	93	157	59	6 / 9		48 / 89	14 / 27	13 / 17	0 / 1	12 / 14	8	1	

No.	Goalkeeper	MP	Total			Saves / Shots						
			Saves	Shots	%	1-Pt All	1-Pt Spin	Spin	Inflight	Specialist	Goalkeeper	P6m
4	BALSAS Lucila	6	0	1	0			0 / 1				
5	CORIMBERTO Fiorella	6										
6	MOLINA Alma	6	3	4	75			3 / 4				
10	TURNES Zoe	6	1	2	50			1 / 2				
12	SUAREZ Constanza	6	31	121	26	2 / 8		20 / 65	6 / 20	0 / 13	1 / 1	2 / 14
13	BONOMI Gisella	6										
15	GALLO Florencia	6										
20	SCORDAMAGLIA Luciana	6	0	1	0			0 / 1				
Totals			35	128	27	2 / 8		24 / 72	6 / 20	0 / 13	1 / 1	2 / 14

No.	Name	MP	Technical skills						
			Assists	Assists by Specialist	Steals	Blocked Shots	Received 6m-Fouls	6m Fouls	Turnover
2	GAMBA Giuliana	6			3	2		4	
4	BALSAS Lucila	6	20	6			1		10
5	CORIMBERTO Fiorella	6	1				1		6
6	MOLINA Alma	6			3	2		2	
10	TURNES Zoe	6			3	1	1	6	3
11	ARCAJO Agostina	6	3				1		7
12	SUAREZ Constanza	6							1
13	BONOMI Gisella	6	2				2		2
15	GALLO Florencia	6	15	4			2		6
20	SCORDAMAGLIA Luciana	6			3	6		4	
Team									1
Totals			41	10	12	11	8	16	36

ARG played		
PR	POR	2-0
PR	CRO	2-0
PR	CHN	2-0
QF	VIE	2-0
SF	ESP	2-1
Gold	GER	2-1

Legend:

1-Pt	1-Point-Shots	%	Efficiency	CL	Consolation Round	DR	Disqualification with Report
F	Final	MR	Main Round	No.	Shirt Number	P6m	6-meter Penalty Shots
PR	Preliminary Round	QF	Quarter Final	S	Suspensions	S+D	Suspensions+Disqualifications
SF	Semi Final	Spin	Spinshots				

Timing and Results provided by Tissot

HBBWTEAM4-----_84A_HBBWTEAM4---ARG01 v6.0

Report Created TUE 12 AUG 2025 17:20

Page 1 / 1



Cumulative Statistics

CHN - People's Republic of China

After 6 Matches

Headcoach: XI Shang

No.	Name	MP	Total				Goals / Shots								Punishments		
			Points	Goals	Shots	%	1-Pt All	1-Pt Spin	Spin	Inflight	Specialist	Goalkeeper	P6m	S	S+D	DR	
3	YI Pan	6	44	23	32	72	2 / 2		21 / 29	0 / 1				1			
5	WEIYU Li	6	20	10	27	37			8 / 20	2 / 7							
11	JIAYE Pang	6	31	17	35	49	3 / 4	1 / 1	8 / 17	6 / 12			0 / 2				
12	WENNA Fan	6		0	1	0						0 / 1					
18	PING Shen	6	51	26	41	63	1 / 1				18 / 32		7 / 8				
23	TIANJIE Zhang	6	6	3	6	50			1 / 1	2 / 4			0 / 1	4	1		
24	XIANGYAN Rong	6	4	2	2	100			2 / 2					3	2		
26	XIAOYU Dong	6	12	6	12	50					6 / 12						
29	YUHAN Liu	6															
71	HUI Zan	6	2	1	3	33	0 / 1		0 / 1	1 / 1				3	1		
Totals			170	88	159	55	6 / 8	1 / 1	40 / 70	11 / 25	24 / 44	0 / 1	7 / 11	11	4		
Opponent			256	131	204	64	6 / 18		54 / 89	37 / 51	22 / 30	2 / 3	10 / 13	7	1		

No.	Goalkeeper	MP	Total			Saves / Shots						
			Saves	Shots	%	1-Pt All	1-Pt Spin	Spin	Inflight	Specialist	Goalkeeper	P6m
12	WENNA Fan	6	26	97	27	4 / 6		11 / 39	9 / 29	1 / 14	0 / 2	1 / 7
23	TIANJIE Zhang	6										
29	YUHAN Liu	6	20	79	25	1 / 5		10 / 36	2 / 19	5 / 13	1 / 1	1 / 5
Totals			46	177	26	5 / 11		21 / 75	11 / 48	6 / 28	1 / 3	2 / 12

No.	Name	MP	Technical skills						
			Assists	Assists by Specialist	Steals	Blocked Shots	Received 6m-Fouls	6m Fouls	Turnover
3	YI Pan	6	6		4		2		15
5	WEIYU Li	6	3				2		13
11	JIAYE Pang	6	4			1	4		11
12	WENNA Fan	6	1						2
18	PING Shen	6	2	2					8
23	TIANJIE Zhang	6			3		1	3	3
24	XIANGYAN Rong	6						7	1
26	XIAOYU Dong	6		3			2		6
29	YUHAN Liu	6							1
71	HUI Zan	6			2	2		3	
Team									2
Totals			16	5	9	3	11	13	62

CHN played		
PR	CRO	2-1
PR	POR	0-2
PR	ARG	0-2
QF	GER	0-2
CL5-8	CRO	2-0
CL5-6	POR	0-2

Legend:							
1-Pt	1-Point-Shots	%	Efficiency	CL	Consolation Round	DR	Disqualification with Report
F	Final	MR	Main Round	No.	Shirt Number	P6m	6-meter Penalty Shots
PL	Placement Match	PR	Preliminary Round	QF	Quarter Final	S	Suspensions
S+D	Suspensions+Disqualifications	SF	Semi Final	Spin	Spinshots		



Cumulative Statistics

CRO - Croatia

After 6 Matches

Headcoach: FANTIC Drago

No.	Name	MP	Total				Goals / Shots							Punishments		
			Points	Goals	Shots	%	1-Pt All	1-Pt Spin	Spin	Inflight	Specialist	Goalkeeper	P6m	S	S+D	DR
1	LOPAC-SKRINJAR Kristijana	6														
2	SMILJANIC Kristina	6	15	8	17	47	1 / 4		7 / 13							
4	LESAC Lucia	6	4	3	5	60	2 / 3		1 / 2					2		
6	VUCKOVIC Mirna	6	58	29	44	66	0 / 1		12 / 21	8 / 13			9 / 9			
7	MIHOLIC Lara	6	62	31	48	65	0 / 2		22 / 31	0 / 2	9 / 12		0 / 1	1		
12	BUDAN Bruna	6														
14	HARAMINA Anja	6	29	15	36	42	1 / 4		12 / 25	1 / 6	1 / 1					
20	GUDELJ Petra	6												1		
21	HUNJADI Katja	6	43	22	34	65	1 / 3		8 / 13	8 / 10	5 / 7		0 / 1			
22	GVARDIOL Franka	6														
Totals			211	108	184	59	5 / 17		62 / 105	17 / 31	15 / 20		9 / 11	4		
Opponent			224	115	181	64	6 / 9	1 / 1	57 / 97	22 / 37	24 / 30	0 / 1	6 / 7	7	2	

No.	Goalkeeper	MP	Total			Saves / Shots						
			Saves	Shots	%	1-Pt All	1-Pt Spin	Spin	Inflight	Specialist	Goalkeeper	P6m
1	LOPAC-SKRINJAR Kristijana	6	21	92	23			13 / 51	5 / 18	3 / 18		0 / 5
2	SMILJANIC Kristina	6										
6	VUCKOVIC Mirna	6	0	2	0			0 / 1	0 / 1			
7	MIHOLIC Lara	6	0	1	0			0 / 1				
12	BUDAN Bruna	6	16	57	28	0 / 6	0 / 1	10 / 27	4 / 12	1 / 10	1 / 1	0 / 1
21	HUNJADI Katja	6										
Totals			37	152	24	0 / 6	0 / 1	23 / 80	9 / 31	4 / 28	1 / 1	0 / 6

No.	Name	MP	Technical skills						
			Assists	Assists by Specialist	Steals	Blocked Shots	Received 6m-Fouls	6m Fouls	Turnover
1	LOPAC-SKRINJAR Kristijana	6							
2	SMILJANIC Kristina	6	26						7
4	LESAC Lucia	6	1		1	3		4	
6	VUCKOVIC Mirna	6	1			1	2		3
7	MIHOLIC Lara	6	3				2		6
12	BUDAN Bruna	6							
14	HARAMINA Anja	6	6				3		5
20	GUDELJ Petra	6			2			2	1
21	HUNJADI Katja	6	4				4		6
22	GVARDIOL Franka	6	1					1	1
Team									1
Totals			42		3	4	11	7	30

CRO played		
PR	CHN	1-2
PR	ARG	0-2
PR	POR	2-0
QF	DEN	0-2
CL5-8	CHN	0-2
CL7-8	VIE	2-1

Legend:							
1-Pt	1-Point-Shots	%	Efficiency	CL	Consolation Round	DR	Disqualification with Report
F	Final	MR	Main Round	No.	Shirt Number	P6m	6-meter Penalty Shots
PL	Placement Match	PR	Preliminary Round	QF	Quarter Final	S	Suspensions
S+D	Suspensions+Disqualifications	SF	Semi Final	Spin	Spinshots		



Cumulative Statistics

DEN - Denmark

After 6 Matches

Headcoach: HOLMEN Morten

No.	Name	MP	Total				Goals / Shots							Punishments		
			Points	Goals	Shots	%	1-Pt All	1-Pt Spin	Spin	Inflight	Specialist	Goalkeeper	P6m	S	S+D	DR
2	MADSEN Dina	6												1		
3	GANDRUP ERNST Freja	6												2	1	
6	TOPPEL Alberte	6	2	1	2	50			0 / 1	1 / 1				2		
8	HANSEN Freja	6	16	8	13	62			5 / 9		3 / 4					
9	ULRICHSEN Frida	6	53	28	36	78	3 / 4		16 / 23				9 / 9			
16	VIND Ditte	6														
17	JORGENSEN Sofie	6	36	18	32	56			17 / 31	1 / 1						
22	LAERKE Frederikke	6	36	18	32	56	0 / 1				18 / 31			1		
28	WINDING Ida	6	46	23	43	53	0 / 1		23 / 42							
35	FAGER Freja	6		0	1	0						0 / 1				
Totals			189	96	160	60	3 / 6		61 / 107	2 / 2	21 / 35	0 / 1	9 / 9	6	1	
Opponent			203	107	175	61	11 / 15		63 / 111	16 / 23	8 / 16	4 / 4	5 / 6	3		

No.	Goalkeeper	MP	Total			Saves / Shots						
			Saves	Shots	%	1-Pt All	1-Pt Spin	Spin	Inflight	Specialist	Goalkeeper	P6m
8	HANSEN Freja	6	1	3	33			1 / 1	0 / 1		0 / 1	
16	VIND Ditte	6	30	93	32	1 / 7		22 / 60	3 / 11	3 / 8	0 / 2	1 / 5
22	LAERKE Frederikke	6	0	1	0			0 / 1				
35	FAGER Freja	6	14	55	25	0 / 5		9 / 33	2 / 9	3 / 6	0 / 1	0 / 1
Totals			45	152	30	1 / 12		32 / 95	5 / 21	6 / 14	0 / 4	1 / 6

No.	Name	MP	Technical skills						
			Assists	Assists by Specialist	Steals	Blocked Shots	Received 6m-Fouls	6m Fouls	Turnover
2	MADSEN Dina	6				2		1	
3	GANDRUP ERNST Freja	6				2		2	
6	TOPPEL Alberte	6			1			2	1
8	HANSEN Freja	6	1						7
9	ULRICHSEN Frida	6	3				2		7
16	VIND Ditte	6							
17	JORGENSEN Sofie	6	4				4	1	8
22	LAERKE Frederikke	6	3		1		1		5
28	WINDING Ida	6	2				2		6
35	FAGER Freja	6							
Team									
Totals			13		2	4	9	6	34

DEN played		
PR	VIE	2-0
PR	ESP	0-2
PR	GER	0-2
QF	CRO	2-0
SF	GER	0-2
Bronze	ESP	0-2

Legend:							
1-Pt	1-Point-Shots	%	Efficiency	CL	Consolation Round	DR	Disqualification with Report
F	Final	MR	Main Round	No.	Shirt Number	P6m	6-meter Penalty Shots
PR	Preliminary Round	QF	Quarter Final	S	Suspensions	S+D	Suspensions+Disqualifications
SF	Semi Final	Spin	Spinshots				



Cumulative Statistics

ESP - Spain

After 6 Matches

Headcoach: MORILLO BARO Juan Pablo

No.	Name	MP	Total				Goals / Shots							Punishments		
			Points	Goals	Shots	%	1-Pt All	1-Pt Spin	Spin	Inflight	Specialist	Goalkeeper	P6m	S	S+D	DR
3	BATISTA PORTERO Maria Asuncion	6	52	27	35	77	2 / 2		16 / 20	8 / 12			1 / 1	1		
8	TORRAS PARERA Mireia	6	33	17	23	74	1 / 1		1 / 2		15 / 20					
10	TRUJILLO ARTEAGA Maria	6												2		
16	ENCINAS GUARDADO Patricia	6	6	3	5	60						3 / 5				
17	DIAZ GONZALEZ Alba	6	7	4	8	50	1 / 1		3 / 6		0 / 1			3		
19	SEMPERE AGULLO Miriam	6														
25	GONZALEZ POUDEREUX Violeta	6														
37	LAGUNA CONTRERAS Jimena	6	71	38	50	76	5 / 7		23 / 32	2 / 2			8 / 9	1		
41	GONZALEZ LLAMBRICH Mariam	6	62	33	52	63	4 / 5		23 / 39	5 / 7	1 / 1			2		
77	SANCHEZ FLORENTINO Gemma del Pilar	6														
Totals			231	122	173	71	13 / 16		66 / 99	15 / 21	16 / 22	3 / 5	9 / 10	9		
Opponent			205	104	173	60	3 / 8		54 / 93	21 / 28	22 / 36		4 / 8	6	1	

No.	Goalkeeper	MP	Total			Saves / Shots						
			Saves	Shots	%	1-Pt All	1-Pt Spin	Spin	Inflight	Specialist	Goalkeeper	P6m
3	BATISTA PORTERO Maria Asuncion	6	0	5	0			0 / 5				
8	TORRAS PARERA Mireia	6	0	1	0				0 / 1			
16	ENCINAS GUARDADO Patricia	6	45	124	36	2 / 4		24 / 62	5 / 21	10 / 29		4 / 8
19	SEMPERE AGULLO Miriam	6	7	26	27	0 / 1		6 / 17	1 / 5	0 / 3		
Totals			52	156	33	2 / 5		30 / 84	6 / 27	10 / 32		4 / 8

No.	Name	MP	Technical skills						
			Assists	Assists by Specialist	Steals	Blocked Shots	Received 6m-Fouls	6m Fouls	Turnover
3	BATISTA PORTERO Maria Asuncion	6	2				3	2	2
8	TORRAS PARERA Mireia	6	2						5
10	TRUJILLO ARTEAGA Maria	6			5			3	
16	ENCINAS GUARDADO Patricia	6							3
17	DIAZ GONZALEZ Alba	6			5			1	
19	SEMPERE AGULLO Miriam	6							
25	GONZALEZ POUDEREUX Violeta	6							
37	LAGUNA CONTRERAS Jimena	6	15		1		5		21
41	GONZALEZ LLAMBRICH Mariam	6	4				2	2	3
77	SANCHEZ FLORENTINO Gemma del Pilar	6			4	1		1	1
Team									
Totals			23		15	1	10	9	35

ESP played		
PR	GER	0-2
PR	DEN	2-0
PR	VIE	2-1
QF	POR	2-0
SF	ARG	1-2
Bronze	DEN	2-0

Legend:							
1-Pt	1-Point-Shots	%	Efficiency	CL	Consolation Round	DR	Disqualification with Report
F	Final	MR	Main Round	No.	Shirt Number	P6m	6-meter Penalty Shots
PR	Preliminary Round	QF	Quarter Final	S	Suspensions	S+D	Suspensions+Disqualifications
SF	Semi Final	Spin	Spinshots				



Cumulative Statistics

GER - Germany

After 6 Matches

Headcoach: NOVAKOVIC Alexander Daniel

No.	Name	MP	Total				Goals / Shots							Punishments		
			Points	Goals	Shots	%	1-Pt All	1-Pt Spin	Spin	Inflight	Specialist	Goalkeeper	P6m	S	S+D	DR
5	WALTER Kirsten Sophie	6														
8	GETTWART Belen Enja	6	36	18	24	75			18 / 23				0 / 1			
9	PILZ Emma	6	18	9	18	50					9 / 18					
10	KATTNER Isabel Fabienne	6	68	34	48	71			8 / 12	26 / 36						
15	DRACHSLER Julia Constanze Chiara	6												2		
17	KLINGLER Lena Franziska	6	64	33	47	70	2 / 2		23 / 36	1 / 1	7 / 8					
18	BORRMANN Pauline	6	51	27	34	79	3 / 4		12 / 15		1 / 1		11 / 14			
27	KURZKE Nele	6	6	3	6	50						3 / 6				
33	KRETZSCHMAR Lucie Marie	6	1	1	2	50	1 / 1		0 / 1					1		
66	MOLLMANN Amelie Johanna	6	8	4	8	50			4 / 8							
Totals			252	129	187	69	6 / 7		65 / 95	27 / 37	17 / 27	3 / 6	11 / 15	3		
Opponent			183	93	161	58	3 / 4		56 / 96	8 / 14	19 / 38	0 / 2	7 / 7	10	1	1

No.	Goalkeeper	MP	Total			Saves / Shots						
			Saves	Shots	%	1-Pt All	1-Pt Spin	Spin	Inflight	Specialist	Goalkeeper	P6m
10	KATTNER Isabel Fabienne	6	0	3	0			0 / 3				
27	KURZKE Nele	6	40	130	31	1 / 4		26 / 79	4 / 12	9 / 28		0 / 7
Totals			40	133	30	1 / 4		26 / 82	4 / 12	9 / 28		0 / 7

No.	Name	MP	Technical skills					
			Assists	Assists by Specialist	Steals	Blocked Shots	Received 6m-Fouls	6m Fouls
5	WALTER Kirsten Sophie	6			1			
8	GETTWART Belen Enja	6	26				1	9
9	PILZ Emma	6						2
10	KATTNER Isabel Fabienne	6	7				10	1
15	DRACHSLER Julia Constanze Chiara	6	1		5	10	1	5
17	KLINGLER Lena Franziska	6	3				2	2
18	BORRMANN Pauline	6					1	4
27	KURZKE Nele	6						
33	KRETZSCHMAR Lucie Marie	6			17	2		2
66	MOLLMANN Amelie Johanna	6	2					1
Team								
Totals			39		23	12	15	20

GER played		
PR	ESP	2-0
PR	VIE	2-0
PR	DEN	2-0
QF	CHN	2-0
SF	DEN	2-0
Gold	ARG	1-2

Legend:							
1-Pt	1-Point-Shots	%	Efficiency	CL	Consolation Round	DR	Disqualification with Report
F	Final	MR	Main Round	No.	Shirt Number	P6m	6-meter Penalty Shots
PR	Preliminary Round	QF	Quarter Final	S	Suspensions	S+D	Suspensions+Disqualifications
SF	Semi Final	Spin	Spinshots				

Timing and Results provided by Tissot

HBBWTEAM4-----_84A_HBBWTEAM4---GER01 v7.0

Report Created TUE 12 AUG 2025 17:20

Page 1 / 1



Cumulative Statistics

POR - Portugal

After 6 Matches

Headcoach: RODRIGUEZ Agustin

No.	Name	MP	Total				Goals / Shots							Punishments		
			Points	Goals	Shots	%	1-Pt All	1-Pt Spin	Spin	Inflight	Specialist	Goalkeeper	P6m	S	S+D	DR
2	GONCALVES Sofia	6	46	24	40	60	2 / 4		14 / 25	5 / 8	2 / 2		1 / 1			
4	PINHO Sara	6	62	32	50	64	2 / 3		24 / 39				6 / 8			
7	MENDES Daniela	6	22	11	16	69					11 / 16					
10	OLIVEIRA Catarina	6	2	1	1	100			1 / 1					2		
11	GONCALVES Leonor	6	47	24	44	55	1 / 3		9 / 15	13 / 24	1 / 2					
13	SANTOS Maria	6	3	2	2	100	1 / 1		1 / 1					3		
14	TEIXEIRA Catarina	6												2		
22	PAULO Carolina	6	24	12	21	57			4 / 9	8 / 12						
86	CORRO Helena	6												3		
99	ROQUE Diana	6		0	1	0				0 / 1						
Totals			206	106	175	61	6 / 11		53 / 90	26 / 45	14 / 20		7 / 9	10		
Opponent			199	104	162	64	9 / 13		57 / 82	16 / 31	13 / 23	1 / 1	8 / 12	9	2	1

No.	Goalkeeper	MP	Total			Saves / Shots						
			Saves	Shots	%	1-Pt All	1-Pt Spin	Spin	Inflight	Specialist	Goalkeeper	P6m
2	GONCALVES Sofia	6	0	1	0			0 / 1				
7	MENDES Daniela	6	2	5	40			2 / 3	0 / 1			0 / 1
10	OLIVEIRA Catarina	6	0	3	0			0 / 2			0 / 1	
11	GONCALVES Leonor	6	0	1	0	0 / 1						
13	SANTOS Maria	6										
14	TEIXEIRA Catarina	6	0	1	0			0 / 1				
99	ROQUE Diana	6	29	124	23	0 / 8		13 / 65	9 / 24	5 / 18		2 / 9
Totals			31	135	23	0 / 9		15 / 72	9 / 25	5 / 18	0 / 1	2 / 10

No.	Name	MP	Technical skills						
			Assists	Assists by Specialist	Steals	Blocked Shots	Received 6m-Fouls	6m Fouls	Turnover
2	GONCALVES Sofia	6						1	5
4	PINHO Sara	6	17				5		14
7	MENDES Daniela	6	2	3			2		10
10	OLIVEIRA Catarina	6				2		4	1
11	GONCALVES Leonor	6		1		1	2		5
13	SANTOS Maria	6			3	1			2
14	TEIXEIRA Catarina	6			1	2		5	
22	PAULO Carolina	6	5				2		3
86	CORRO Helena	6				6		2	1
99	ROQUE Diana	6	1						1
Team									
Totals			25	4	4	12	11	12	42

POR played		
PR	ARG	0-2
PR	CHN	2-0
PR	CRO	0-2
QF	ESP	0-2
CL5-8	VIE	2-1
CL5-6	CHN	2-0

Legend:							
1-Pt	1-Point-Shots	%	Efficiency	CL	Consolation Round	DR	Disqualification with Report
F	Final	MR	Main Round	No.	Shirt Number	P6m	6-meter Penalty Shots
PL	Placement Match	PR	Preliminary Round	QF	Quarter Final	S	Suspensions
S+D	Suspensions+Disqualifications	SF	Semi Final	Spin	Spinshots		



Cumulative Statistics

VIE - Vietnam

After 6 Matches

Headcoach: HUYNH Minh Ngon

No.	Name	MP	Total				Goals / Shots							Punishments		
			Points	Goals	Shots	%	1-Pt All	1-Pt Spin	Spin	Inflight	Specialist	Goalkeeper	P6m	S	S+D	DR
1	NGUYEN Thi Nhung	6														
3	LU Ngoc Trinh	6	52	27	44	61	2 / 2		25 / 42					2	1	
5	NGUYEN THI PHUNG Linh	6	40	20	35	57			20 / 33	0 / 2						
6	PHAM Thi My Hang	6	57	29	45	64	1 / 1		26 / 41	2 / 3				1		
7	HA Thi Hanh	5	24	12	18	67			1 / 1		11 / 17					1
8	DAM Thi Thanh Huyen	6	39	20	31	65	1 / 2		3 / 7	8 / 11		1 / 1	7 / 10	1		
10	NGUYEN THI ANH Tuyet	6	16	8	12	67	0 / 1				6 / 9		2 / 2			
17	TRAN HAI Yen	6		0	1	0			0 / 1							
18	NGUYEN Thi Tra My	6												3	1	
26	DO THI NHU Quynh	5	2	1	1	100			1 / 1							1
Totals			230	117	187	63	4 / 6		76 / 126	10 / 16	17 / 26	1 / 1	9 / 12	7	2	2
Opponent			275	141	194	73	7 / 9		79 / 106	20 / 32	20 / 26	1 / 3	14 / 18	7		

No.	Goalkeeper	MP	Total			Saves / Shots						
			Saves	Shots	%	1-Pt All	1-Pt Spin	Spin	Inflight	Specialist	Goalkeeper	P6m
1	NGUYEN Thi Nhung	6	21	107	20	0 / 3		11 / 56	4 / 18	2 / 15	2 / 2	2 / 13
6	PHAM Thi My Hang	6	1	10	10	0 / 1		1 / 9				
7	HA Thi Hanh	5	1	3	33			1 / 1		0 / 1	0 / 1	
8	DAM Thi Thanh Huyen	6										
17	TRAN HAI Yen	6	12	54	22	0 / 3		5 / 30	5 / 11	2 / 7		0 / 3
Totals			35	176	20	0 / 7		18 / 97	9 / 29	4 / 24	2 / 3	2 / 16

No.	Name	MP	Technical skills						
			Assists	Assists by Specialist	Steals	Blocked Shots	Received 6m-Fouls	6m Fouls	Turnover
1	NGUYEN Thi Nhung	6							2
3	LU Ngoc Trinh	6	6				3	4	7
5	NGUYEN THI PHUNG Linh	6	4				4		6
6	PHAM Thi My Hang	6	5		1		2	2	4
7	HA Thi Hanh	5	12				1		14
8	DAM Thi Thanh Huyen	6				1	3		1
10	NGUYEN THI ANH Tuyet	6			1			2	1
17	TRAN HAI Yen	6				1			
18	NGUYEN Thi Tra My	6			2	4		6	1
26	DO THI NHU Quynh	5						4	
Team									2
Totals			27		4	6	13	18	38

VIE played		
PR	DEN	0-2
PR	GER	0-2
PR	ESP	1-2
QF	ARG	0-2
CL5-8	POR	1-2
CL7-8	CRO	1-2

Legend:							
1-Pt	1-Point-Shots	%	Efficiency	CL	Consolation Round	DR	Disqualification with Report
F	Final	MR	Main Round	No.	Shirt Number	P6m	6-meter Penalty Shots
PL	Placement Match	PR	Preliminary Round	QF	Quarter Final	S	Suspensions
S+D	Suspensions+Disqualifications	SF	Semi Final	Spin	Spinshots		



Overall Team Statistics

As of TUE 12 AUG 2025 at 17:19

Team	MP	1-Pt All		Spin		Inflight		Specialist		Goalkeeper		P6m		Total		AS / ASS	TO	ST	BS	Punishments		
		G/S	%	G/S	%	G/S	%	G/S	%	G/S	%	G/S	%	G/S	%					S	S+D	DR
ARG	6	8/14	57	45/71	63	46/66	70	17/22	77	1/1	100	5/8	63	122/182	67	41/10	36	12	11	7	1	
CHN	6	6/8	75	40/70	57	11/25	44	24/44	55	0/1	0	7/11	64	88/159	55	16/5	62	9	3	11	4	
CRO	6	5/17	29	62/105	59	17/31	55	15/20	75			9/11	82	108/184	59	42/	30	3	4	4		
DEN	6	3/6	50	61/107	57	2/2	100	21/35	60	0/1	0	9/9	100	96/160	60	13/	34	2	4	6	1	
ESP	6	13/16	81	66/99	67	15/21	71	16/22	73	3/5	60	9/10	90	122/173	71	23/	35	15	1	9		
GER	6	6/7	86	65/95	68	27/37	73	17/27	63	3/6	50	11/15	73	129/187	69	39/	20	23	12	3		
POR	6	6/11	55	53/90	59	26/45	58	14/20	70			7/9	78	106/175	61	25/4	42	4	12	10		
VIE	6	4/6	67	76/126	60	10/16	63	17/26	65	1/1	100	9/12	75	117/187	63	27/	38	4	6	7	2	2
TOTAL	24	51/85	60	468/763	61	154/243	63	141/216	65	8/15	53	66/85	78	888/1407	63	226/19	297	72	53	57	8	2

Legend:

1-Pt 1-Point Shots
DR Disqualification+Report
P6m 6m Penalty Shots
ST Steals

% Efficiency
G/S Goals / Shots
S Suspensions
TO Turnover

AS / ASS Assists / Assists Specialist
GK Goalkeeper
S+D Suspensions+Disqualifications

BS Blocked Shots
MP Matches Played
Spin Spinshots

Timing and Results provided by Tissot

HBBWTEAM4-----_84B v17.0

Report Created TUE 12 AUG 2025 17:21

Page 1 / 1



Team Fair Play

As of TUE 12 AUG 2025 at 17:19

Team	MP	S	S+D	DR	Points	
					Total	Avg.
Germany	6	3	0	0	3	0.5
Croatia	6	4	0	0	4	0.7
Denmark	6	6	1	0	7	1.2
Argentina	6	7	1	0	8	1.3
Spain	6	9	0	0	9	1.5
Portugal	6	10	0	0	10	1.7
People's Republic of China	6	11	4	0	15	2.5
Vietnam	6	7	2	2	15	2.5

NOTE

Points = (S) x 1 + (S+D) x 1 + (DR) x 3

Legend:							
Avg.	Average per Match	DR	Disqualification+Report	MP	Matches Played	S	Suspensions
S+D	Suspensions+Disqualifications						



Individual Statistics

As of TUE 12 AUG 2025 at 17:19

Goalscorer (Top 40)

Rank	No.	Name	Team	MP	Points
1	13	BONOMI Gisella	ARG	6	78
2	37	LAGUNA CONTRERAS Jimena	ESP	6	71
3	10	KATTNER Isabel Fabienne	GER	6	68
4	17	KLINGLER Lena Franziska	GER	6	64
5	41	GONZALEZ LLAMBRICH Mariam	ESP	6	62
5	7	MIHOLIC Lara	CRO	6	62
5	4	PINHO Sara	POR	6	62
8	5	CORIMBERTO Fiorella	ARG	6	61
9	6	VUCKOVIC Mirna	CRO	6	58
10	6	PHAM Thi My Hang	VIE	6	57
11	9	ULRICHSEN Frida	DEN	6	53
12	3	BATISTA PORTERO Maria Asuncion	ESP	6	52
12	3	LU Ngoc Trinh	VIE	6	52
14	18	BORRMANN Pauline	GER	6	51
14	18	PING Shen	CHN	6	51
16	11	GONCALVES Leonor	POR	6	47
17	2	GONCALVES Sofia	POR	6	46
17	28	WINDING Ida	DEN	6	46
19	3	YI Pan	CHN	6	44
20	21	HUNJADI Katja	CRO	6	43
21	5	NGUYEN THI PHUNG Linh	VIE	6	40
22	8	DAM Thi Thanh Huyen	VIE	6	39
23	11	ARCAJO Agostina	ARG	6	37
24	8	GETTWART Belen Enja	GER	6	36
24	17	JORGENSEN Sofie	DEN	6	36
24	22	LAERKE Frederikke	DEN	6	36
27	15	GALLO Florencia	ARG	6	34
28	8	TORRAS PARERA Mireia	ESP	6	33
29	11	JIAYE Pang	CHN	6	31
30	14	HARAMINA Anja	CRO	6	29
31	7	HA Thi Hanh	VIE	5	24
31	22	PAULO Carolina	POR	6	24
33	7	MENDES Daniela	POR	6	22
34	5	WEIYU Li	CHN	6	20
35	9	PILZ Emma	GER	6	18
36	4	BALSAS Lucila	ARG	6	17
37	8	HANSEN Freja	DEN	6	16
37	10	NGUYEN THI ANH Tuyet	VIE	6	16
39	2	SMILJANIC Kristina	CRO	6	15
40	26	XIAOYU Dong	CHN	6	12

Assists (Top 40)

Rank	No.	Name	Team	MP	Assists	Avg.
1	4	BALSAS Lucila	ARG	6	26	4.3
1	8	GETTWART Belen Enja	GER	6	26	4.3
1	2	SMILJANIC Kristina	CRO	6	26	4.3
4	15	GALLO Florencia	ARG	6	19	3.2
5	4	PINHO Sara	POR	6	17	2.8
6	37	LAGUNA CONTRERAS Jimena	ESP	6	15	2.5
7	7	HA Thi Hanh	VIE	5	12	2.4
8	10	KATTNER Isabel Fabienne	GER	6	7	1.2
9	14	HARAMINA Anja	CRO	6	6	1.0
9	3	LU Ngoc Trinh	VIE	6	6	1.0
9	3	YI Pan	CHN	6	6	1.0
12	7	MENDES Daniela	POR	6	5	0.8
12	22	PAULO Carolina	POR	6	5	0.8
12	6	PHAM Thi My Hang	VIE	6	5	0.8
15	41	GONZALEZ LLAMBRICH Mariam	ESP	6	4	0.7
15	21	HUNJADI Katja	CRO	6	4	0.7
15	11	JIAYE Pang	CHN	6	4	0.7
15	17	JORGENSEN Sofie	DEN	6	4	0.7
15	5	NGUYEN THI PHUNG Linh	VIE	6	4	0.7
15	18	PING Shen	CHN	6	4	0.7
21	11	ARCAJO Agostina	ARG	6	3	0.5
21	17	KLINGLER Lena Franziska	GER	6	3	0.5
21	22	LAERKE Frederikke	DEN	6	3	0.5
21	7	MIHOLIC Lara	CRO	6	3	0.5
21	9	ULRICHSEN Frida	DEN	6	3	0.5
21	5	WEIYU Li	CHN	6	3	0.5
21	26	XIAOYU Dong	CHN	6	3	0.5
28	3	BATISTA PORTERO Maria Asuncion	ESP	6	2	0.3
28	13	BONOMI Gisella	ARG	6	2	0.3
28	66	MOLLMANN Amelie Johanna	GER	6	2	0.3
28	8	TORRAS PARERA Mireia	ESP	6	2	0.3
28	28	WINDING Ida	DEN	6	2	0.3



Individual Statistics

As of TUE 12 AUG 2025 at 17:19

Points and Assists (Top 40)

Rank	No.	Name	Team	MP	Points	Assists	Points & Assists
1	37	LAGUNA CONTRERAS Jimena	ESP	6	71	15	86
2	13	BONOMI Gisella	ARG	6	78	2	80
3	4	PINHO Sara	POR	6	62	17	79
4	10	KATTNER Isabel Fabienne	GER	6	68	7	75
5	17	KLINGLER Lena Franziska	GER	6	64	3	67
6	41	GONZALEZ LLAMBRICH Mariam	ESP	6	62	4	66
7	7	MIHOLIC Lara	CRO	6	62	3	65
8	5	CORIMBERTO Fiorella	ARG	6	61	1	62
8	8	GETTWART Belen Enja	GER	6	36	26	62
8	6	PHAM Thi My Hang	VIE	6	57	5	62
11	6	VUCKOVIC Mirna	CRO	6	58	1	59
12	3	LU Ngoc Trinh	VIE	6	52	6	58
13	9	ULRICHSEN Frida	DEN	6	53	3	56
14	18	PING Shen	CHN	6	51	4	55
15	3	BATISTA PORTERO Maria Asuncion	ESP	6	52	2	54
16	15	GALLO Florencia	ARG	6	34	19	53
17	18	BORMANN Pauline	GER	6	51		51
18	3	YI Pan	CHN	6	44	6	50
19	11	GONCALVES Leonor	POR	6	47	1	48
19	28	WINDING Ida	DEN	6	46	2	48
21	21	HUNJADI Katja	CRO	6	43	4	47
22	2	GONCALVES Sofia	POR	6	46		46
23	5	NGUYEN THI PHUNG Linh	VIE	6	40	4	44
24	4	BALSAS Lucila	ARG	6	17	26	43
25	2	SMILJANIC Kristina	CRO	6	15	26	41
26	11	ARCAJO Agostina	ARG	6	37	3	40
26	17	JORGENSEN Sofie	DEN	6	36	4	40
28	8	DAM Thi Thanh Huyen	VIE	6	39		39
28	22	LAERKE Frederikke	DEN	6	36	3	39
30	7	HA Thi Hanh	VIE	5	24	12	36
31	14	HARAMINA Anja	CRO	6	29	6	35
31	11	JIAYE Pang	CHN	6	31	4	35
31	8	TORRAS PARERA Mireia	ESP	6	33	2	35
34	22	PAULO Carolina	POR	6	24	5	29
35	7	MENDES Daniela	POR	6	22	5	27
36	5	WEIYU Li	CHN	6	20	3	23
37	9	PILZ Emma	GER	6	18		18
38	8	HANSEN Freja	DEN	6	16	1	17
39	10	NGUYEN THI ANH Tuyet	VIE	6	16		16
40	26	XIAOYU Dong	CHN	6	12	3	15



Individual Statistics

As of TUE 12 AUG 2025 at 17:19

Punishments (Top 30)

Rank	No.	Name	Team	MP	S	S+D	DR	Points	
								Total	Avg.
1	23	TIANJIE Zhang	CHN	6	4	1	0	5	0.8
1	24	XIANGYAN Rong	CHN	6	3	2	0	5	0.8
3	18	NGUYEN Thi Tra My	VIE	6	3	1	0	4	0.7
3	20	SCORDAMAGLIA Luciana	ARG	6	4	0	0	4	0.7
3	71	HUI Zan	CHN	6	3	1	0	4	0.7
6	26	DO THI NHU Quynh	VIE	5	0	0	1	3	0.6
6	7	HA Thi Hanh	VIE	5	0	0	1	3	0.6
8	86	CORRO Helena	POR	6	3	0	0	3	0.5
8	17	DIAZ GONZALEZ Alba	ESP	6	3	0	0	3	0.5
8	2	GAMBA Giuliana	ARG	6	2	1	0	3	0.5
8	3	GANDRUP ERNST Freja	DEN	6	2	1	0	3	0.5
8	3	LU Ngoc Trinh	VIE	6	2	1	0	3	0.5
8	13	SANTOS Maria	POR	6	3	0	0	3	0.5
14	15	DRACHSLER Julia Constanze Chiara	GER	6	2	0	0	2	0.3
14	41	GONZALEZ LLAMBRICH Mariam	ESP	6	2	0	0	2	0.3
14	4	LESAC Lucia	CRO	6	2	0	0	2	0.3
14	10	OLIVEIRA Catarina	POR	6	2	0	0	2	0.3
14	14	TEIXEIRA Catarina	POR	6	2	0	0	2	0.3
14	6	TOPPEL Alberte	DEN	6	2	0	0	2	0.3
14	10	TRUJILLO ARTEAGA Maria	ESP	6	2	0	0	2	0.3
21	3	BATISTA PORTERO Maria Asuncion	ESP	6	1	0	0	1	0.2
21	8	DAM Thi Thanh Huyen	VIE	6	1	0	0	1	0.2
21	20	GUDELJ Petra	CRO	6	1	0	0	1	0.2
21	33	KRETZSCHMAR Lucie Marie	GER	6	1	0	0	1	0.2
21	22	LAERKE Frederikke	DEN	6	1	0	0	1	0.2
21	37	LAGUNA CONTRERAS Jimena	ESP	6	1	0	0	1	0.2
21	2	MADSEN Dina	DEN	6	1	0	0	1	0.2
21	7	MIHOLIC Lara	CRO	6	1	0	0	1	0.2
21	6	PHAM Thi My Hang	VIE	6	1	0	0	1	0.2
21	10	TURNES Zoe	ARG	6	1	0	0	1	0.2
21	3	YI Pan	CHN	6	1	0	0	1	0.2

NOTE
Points = (S) x 1 + (S+D) x 1 + (DR) x 3

Legend:
Avg. Average per Match
No. Players Number
DR Disqualification with report
S Suspensions
Ind S+D Individual Suspensions+Disqualifications
MP Matches Played



Goalkeeper Statistics

As of TUE 12 AUG 2025 at 17:19

SHOTS

Rank	No.	Name	Team	MP	Saves	Shots	%
1	6	MOLINA Alma	ARG	6	3	4	75
2	10	TURNES Zoe	ARG	6	1	2	50
3	7	MENDES Daniela	POR	6	2	5	40
4	16	ENCINAS GUARDADO Patricia	ESP	6	45	124	36
5	7	HA Thi Hanh	VIE	5	1	3	33
5	8	HANSEN Freja	DEN	6	1	3	33
7	16	VIND Ditte	DEN	6	30	93	32
8	27	KURZKE Nele	GER	6	40	130	31
9	12	BUDAN Bruna	CRO	6	16	57	28
10	19	SEMPERE AGULLO Miriam	ESP	6	7	26	27
10	12	WENNA Fan	CHN	6	26	97	27
12	12	SUAREZ Constanza	ARG	6	31	121	26
13	35	FAGER Freja	DEN	6	14	55	25
13	29	YUHAN Liu	CHN	6	20	79	25
15	1	LOPAC-SKRINJAR Kristijana	CRO	6	21	92	23
15	99	ROQUE Diana	POR	6	29	124	23
17	17	TRAN HAI Yen	VIE	6	12	54	22
18	1	NGUYEN Thi Nhung	VIE	6	21	107	20
19	6	PHAM Thi My Hang	VIE	6	1	10	10

6m PENALTY SHOTS

Rank	No.	Name	Team	MP	Saves	Shots	%
1	16	ENCINAS GUARDADO Patricia	ESP	6	4	8	50
2	99	ROQUE Diana	POR	6	2	9	22
3	16	VIND Ditte	DEN	6	1	5	20
3	29	YUHAN Liu	CHN	6	1	5	20
5	1	NGUYEN Thi Nhung	VIE	6	2	13	15
6	12	SUAREZ Constanza	ARG	6	2	14	14
6	12	WENNA Fan	CHN	6	1	7	14



Medallists

GOLD	SILVER	BRONZE
ARG - Argentina GAMBA Giuliana BALSAS Lucila CORIMBERTO Fiorella MOLINA Alma TURNES Zoe ARCAJO Agostina SUAREZ Constanza BONOMI Gisella GALLO Florencia SCORDAMAGLIA Luciana	GER - Germany WALTER Kirsten Sophie GETTWART Belen Enja PILZ Emma KATTNER Isabel Fabienne DRACHSLER Julia Constanze Chiara KLINGLER Lena Franziska BORRMANN Pauline KURZKE Nele KRETZSCHMAR Lucie Marie MOLLMANN Amelie Johanna	ESP - Spain BATISTA PORTERO Maria Asuncion TORRAS PARERA Mireia TRUJILLO ARTEAGA Maria ENCINAS GUARDADO Patricia DIAZ GONZALEZ Alba SEMPERE AGULLO Miriam GONZALEZ POUDEREUX Violeta LAGUNA CONTRERAS Jimena GONZALEZ LLAMBRICH Mariam SANCHEZ FLORENTINO Gemma del Pilar



TUE 12 AUG 2025
Start Time: 10:50

Start List

Match No.: 22
Court 2

VIE - CRO

Referees: CAO Hongjun (CHN) / XU Jian (CHN)

Technical Delegate A: ROLLAND Jerome (FRA)

Technical Delegate B: OPAVA Jiri (CZE)

VIE - Vietnam

No.	Name	Date of Birth	Competition Statistics						
			MP	Points	1-Pt	2-Pt	S	S+D	DR
1	NGUYEN Thi Nhung	16 MAY 1999	5						
3	LU Ngoc Trinh	25 MAY 1996	5	38	2/2	18/30	2	1	
5	NGUYEN THI PHUNG Linh	24 MAY 1996	5	34		17/30			
6	PHAM Thi My Hang	16 OCT 1996	5	44		22/35	1		
8	DAM Thi Thanh Huyen	27 MAY 1997	5	39	1/2	19/28	1		
10	NGUYEN THI ANH Tuyet	12 FEB 2000	5	4	0/1	2/3			
17	TRAN HAI Yen	30 MAR 2005	5			0/1			
18	NGUYEN Thi Tra My	13 OCT 1993	5				2		
26	DO THI NHU Quynh	26 JAN 2003	4	2		1/1			1
Head Coach HUYNH Minh Ngon			Total	185	3/5	91/146	6	1	2

VIE Played		
PR	DEN	0-2
PR	GER	0-2
PR	ESP	1-2
QF	ARG	0-2
CL5-8	POR	1-2

CRO - Croatia

No.	Name	Date of Birth	Competition Statistics						
			MP	Points	1-Pt	2-Pt	S	S+D	DR
1	LOPAC-SKRINJAR Kristijana	18 JAN 1998	5						
2	SMILJANIC Kristina	25 DEC 1991	5	9	1/4	4/9			
4	LESAC Lucia	30 NOV 1999	5	3	1/2	1/2	2		
6	VUCKOVIC Mirna	10 JUL 1992	5	52	0/1	26/40			
7	MIHOLIC Lara	8 APR 2000	5	48	0/2	24/37	1		
12	BUDAN Bruna	24 JUL 2001	5						
14	HARAMINA Anja	29 NOV 2000	5	21	1/4	10/26			
20	GUDELJ Petra	1 DEC 2008	5				1		
21	HUNJADI Katja	13 AUG 2004	5	31	1/3	15/23			
22	GVARDIOL Franka	11 NOV 1999	5						
Head Coach FANTIC Drago			Total	164	4/16	80/137	4		

CRO Played		
PR	CHN	1-2
PR	ARG	0-2
PR	POR	2-0
QF	DEN	0-2
CL5-8	CHN	0-2

Note:
Players below the bold line are not playing in this match

Legend:

1-Pt	1-Point Shots	2-Pt	2-Point Shots	DR	Disqualification+Report	MP	Matches played
No.	Uniform Number	PR	Preliminary Round	QF	Quarterfinal	S	Suspensions
S+D	Suspensions+Disqualifications						

A / Home Team
B / Away Team
Final Result

Vietnam			Croatia			
Place	Court No.	Date	Time	Spectators	Report follows	
Chengdu (CHN)	2	12/08/2025	10:50	250	NO	

1 : 2

No.	Team A	P	S	S+D	DR
1	NGUYEN Thi Nhung				
3	LU Ngoc Trinh	14			
5	NGUYEN THI PHUNG Linh	6			
6	PHAM Thi My Hang	13			
8	DAM Thi Thanh Huyen				
10	NGUYEN THI ANH Tuyet	12			
17	TRAN HAI Yen				
18	NGUYEN Thi Tra My		6:51	16:58	
26	DO THI NHU Quynh				
A	HUYNH Minh Ngon				
B					
C					
D					
Sign. Off. A		TTO	9:24	-	

No.	Team B	P	S	S+D	DR
1	LOPAC-SKRINJAR Kristijana				
2	SMILJANIC Kristina	6			
4	LESAC Lucia	1			
6	VUCKOVIC Mirna	6			
7	MIHOLIC Lara	14			
12	BUDAN Bruna				
14	HARAMINA Anja	8			
20	GUDELJ Petra				
21	HUNJADI Katja	12			
22	GVARDIOL Franka				
A	FANTIC Drago				
B	GREBENAR Josipa				
C	CUREK Lukrecija				
D	TARAS Ante				
Sign. Off. A		TTO	8:36	9:44	

Referees	Nat.	Signature
1 CAO Hongjun	CHN	
2 XU Jian	CHN	

Technical Delegates	Nat.	Signature
A ROLLAND Jerome	FRA	
B OPAVA Jiri	CZE	

1st Period					
A	P	B	A	P	B
	1			26	
10	2	7		27	
	3			28	
5	4	21		29	
	5			30	
10	6	14		31	
	7			32	
10	8	7		33	
	9			34	
3	10	2		35	
	11			36	
3	12	6		37	
	13			38	
10	14	21		39	
	15			40	
6	16			41	
	17			42	
10	18			43	
	19			44	
10	20			45	
	21			46	
	22			47	
	23			48	
	24			49	
	25			50	

2nd Period					
A	P	B	A	P	B
	1			26	
6	2	7		27	
	3			28	
5	4	21		29	
6	5			30	
	6	7		31	
3	7			32	
	8	21		33	
3	9			34	
	10	2		35	
6	11			36	
	12	6		37	
3	13			38	
	14	14		39	
6	15			40	
	16	21		41	
6	17			42	
	18	7		43	
3	19			44	
	20	21		45	
	21			46	
	22	14		47	
	23			48	
	24	7		49	
	25			50	

1st Period	20 - 14	2nd Period	19 - 24
Result	1 - 0	Result	0 - 1
Shoot-out		Shoot-out	6 - 9
		Result	0 - 1

Vietnam

No.	6	8	3	5						
DG										
6m										
P	2		2	2						

Croatia

No.	6	14	2	7	4					
DG										
6m										
P	2	2	2	2	1					

Legend:

6m 6-metre-shot
No. Number
S+D Suspension and Disqualification
DG Direct Goal
Off. Official
Sign. Signature

DR Disqualification with Report
P Points
TTO Team Timeout

GG Golden Goal
S Suspension



TUE 12 AUG 2025
Start Time: 10:50

Results

Match No.: 22
Court 2

Vietnam 1 vs 2 Croatia

Referees:
CAO Hongjun (CHN)
XU Jian (CHN)

1st Period: 20 - 14
2nd Period: 19 - 24
Shoot-out: 6 - 9

VIE - Vietnam

Headcoach: HUYNH Minh Ngon

Team Timeout 1st Period: 9:24

No.	Name	Total				Goals / Shots							Punishments		
		Points	Goals	Shots	%	1-Pt All	1-Pt Spin	Spin	In-flight	Specialist	Direct Goal	6m	S	S+D	DR
1	NGUYEN Thi Nhung														
3	LU Ngoc Trinh	14	7	12	58			7 / 12							
5	NGUYEN THI PHUNG Linh	6	3	5	60			3 / 4	0 / 1						
6	PHAM Thi My Hang	13	7	10	70	1 / 1		5 / 7	1 / 2						
8	DAM Thi Thanh Huyen		0	1	0			0 / 1							
10	NGUYEN THI ANH Tuyet	12	6	8	75					6 / 8					
17	TRAN HAI Yen														
18	NGUYEN Thi Tra My												1	1	
26	DO THI NHU Quynh														
	Bench/Team														
Totals		45	23	36	64	1 / 1		15 / 24	1 / 3	6 / 8			1	1	

No.	Goalkeeper	Total			Saves / Shots						
		Saves	Shots	%	1-Pt All	1-Pt Spin	Spin	In-flight	Specialist	Direct Goal	6m
1	NGUYEN Thi Nhung	1	10	10				1 / 5	0 / 1		0 / 2
6	PHAM Thi My Hang	0	3	0			0 / 3				
8	DAM Thi Thanh Huyen										
17	TRAN HAI Yen	3	14	21	0 / 1		2 / 9	1 / 3	0 / 1		
Totals		4	28	14	0 / 1		3 / 17	1 / 5	0 / 3		0 / 2

CRO - Croatia

Headcoach: FANTIC Drago

Team Timeouts: 8:36 9:44

No.	Name	Total				Goals / Shots							Punishments		
		Points	Goals	Shots	%	1-Pt All	1-Pt Spin	Spin	In-flight	Specialist	Direct Goal	6m	S	S+D	DR
1	LOPAC-SKRINJAR Kristijana														
2	SMILJANIC Kristina	6	3	4	75			3 / 4							
4	LESAC Lucia	1	1	1	100	1 / 1									
6	VUCKOVIC Mirna	6	3	3	100			1 / 1				2 / 2			
7	MIHOLIC Lara	14	7	9	78			5 / 6		2 / 3					
12	BUDAN Bruna														
14	HARAMINA Anja	8	4	6	67			3 / 5		1 / 1					
20	GUDELJ Petra														
21	HUNJADI Katja	12	6	8	75			2 / 3	4 / 5						
22	GVARDIOL Franka														
	Bench/Team														
Totals		47	24	31	77	1 / 1		14 / 19	4 / 5	3 / 4		2 / 2			

No.	Goalkeeper	Total			Saves / Shots						
		Saves	Shots	%	1-Pt All	1-Pt Spin	Spin	In-flight	Specialist	Direct Goal	6m
1	LOPAC-SKRINJAR Kristijana	3	10	30			2 / 8	1 / 2			
2	SMILJANIC Kristina										
6	VUCKOVIC Mirna										
12	BUDAN Bruna	2	18	11	0 / 1		2 / 11		0 / 6		
Totals		5	28	18	0 / 1		4 / 19	1 / 2	0 / 6		



TUE 12 AUG 2025
Start Time: 10:50

Results

Match No.: 22
Court 2

Team Comparison	1st Period				2nd Period			
	Vietnam		Croatia		Vietnam		Croatia	
	Goals/Shots	%	Goals/Shots	%	Goals/Shots	%	Goals/Shots	%
In-flight Shots	0 / 1	0	2 / 3	67	1 / 2	50	2 / 2	100
Spin Shots	4 / 8	50	2 / 5	40	8 / 12	67	8 / 10	80
Specialist Shots	6 / 6	100	2 / 3	67	0 / 2	0	1 / 1	100
1-Point Shots					1 / 1	100		
Direct Goal Shots								
6-meter Shots			1 / 1	100			1 / 1	100
1-Point Spin Shots								



TUE 12 AUG 2025
Start Time: 10:50

Results

Match No.: 22
Court 2

Vietnam 1 vs 2 Croatia

Referees:
CAO Hongjun (CHN)
XU Jian (CHN)

1st Period: 20 - 14
2nd Period: 19 - 24
Shoot-out: 6 - 9

VIE - Vietnam

No.	Name	Technical skills					
		Assists	Steals	Blocked Shots	Received 6m Fouls	Penalty Fouls	Turnovers
1	NGUYEN Thi Nhung						
3	LU Ngoc Trinh	2					
5	NGUYEN THI PHUNG Linh						2
6	PHAM Thi My Hang	1					1
8	DAM Thi Thanh Huyen						
10	NGUYEN THI ANH Tuyet						
17	TRAN HAI Yen						
18	NGUYEN Thi Tra My		1	1		1	1
26	DO THI NHU Quynh					1	
Team							
Totals		3	1	1		2	4

CRO - Croatia

No.	Name	Technical skills					
		Assists	Steals	Blocked Shots	Received 6m Fouls	Penalty Fouls	Turnovers
1	LOPAC-SKRINJAR Kristijana						
2	SMILJANIC Kristina	5					
4	LESAC Lucia						
6	VUCKOVIC Mirna			1			
7	MIHOLIC Lara						1
12	BUDAN Bruna						
14	HARAMINA Anja	3			1		3
20	GUDELJ Petra						
21	HUNJADI Katja	1			1		2
22	GVARDIOL Franka						
Team							
Totals		9		1	2		6

Running Score

VIE - CRO

1st Period	
0 : 2	MIHOLIC L
2 : 2	NGUYEN THI ANH T
4 : 2	NGUYEN THI PHUNG L
6 : 2	NGUYEN THI ANH T
6 : 4	HUNJADI K
6 : 6	HARAMINA A
8 : 6	NGUYEN THI ANH T
10 : 6	LU NT
10 : 8	MIHOLIC L
10 : 10	SMILJANIC K
12 : 10	LU NT
12 : 12	VUCKOVIC M
14 : 12	NGUYEN THI ANH T
16 : 12	PHAM TMH
18 : 12	NGUYEN THI ANH T
18 : 14	HUNJADI K
20 : 14	NGUYEN THI ANH T

2nd Period

2 : 0	PHAM TMH
2 : 2	MIHOLIC L
4 : 2	NGUYEN THI PHUNG L
4 : 4	HUNJADI K
4 : 6	MIHOLIC L
5 : 6	PHAM TMH
5 : 8	HUNJADI K
7 : 8	LU NT
9 : 8	LU NT
9 : 10	SMILJANIC K
11 : 10	PHAM TMH
11 : 12	VUCKOVIC M
13 : 12	LU NT
13 : 14	HARAMINA A
13 : 16	HUNJADI K
13 : 18	MIHOLIC L
15 : 18	PHAM TMH
17 : 18	PHAM TMH
17 : 20	HUNJADI K
19 : 20	LU NT
19 : 22	HARAMINA A
19 : 24	MIHOLIC L

Shoot-out

0 : 2	VUCKOVIC M
2 : 2	PHAM TMH
2 : 4	HARAMINA A
2 : 6	SMILJANIC K
4 : 6	LU NT
4 : 8	MIHOLIC L
6 : 8	NGUYEN THI PHUNG L
6 : 9	LESAC L

Legend:

%	Efficiency	1-Pt	1-Point-Shots	1-Pt Spin	1-Point-Spin Shots	DR	Disqualification with Report
GG	Golden Goal	No.	Number	P6m	6m Penalty Shots	Spin	Spin Shots
S	Suspension	S+D	Suspension+Disqualification				

Timing and Results provided by Tissot



TUE 12 AUG 2025
Start Time: 10:50

Start List

Match No.: 21
Court 1

POR - CHN

Referees: BARTKOWIAK Sylwia (POL) / LAKOMY Weronika Monika (POL)

Technical Delegate A: CALDAS Luiz Filipe (BRA)

Technical Delegate B: GONZALEZ CASALES Paola (ESP)

POR - Portugal

No.	Name	Date of Birth	Competition Statistics						
			MP	Points	1-Pt	2-Pt	S	S+D	DR
2	GONCALVES Sofia	21 OCT 2001	5	33	1/1	16/29			
4	PINHO Sara	10 JUN 2000	5	58	2/3	28/42			
7	MENDES Daniela	15 JAN 1995	5	16		8/11			
10	OLIVEIRA Catarina	14 JUL 1991	5	2		1/1	2		
11	GONCALVES Leonor	19 SEP 2000	5	43	1/2	21/35			
13	SANTOS Maria	11 MAY 2001	5	1	1/1		3		
14	TEIXEIRA Catarina	7 MAY 1998	5				2		
22	PAULO Carolina	20 MAY 2003	5	16		8/17			
86	CORRO Helena	30 NOV 1990	5				2		
99	ROQUE Diana	26 FEB 1987	5			0/1			
Head Coach RODRIGUEZ Agustin (ESP)			Total	169	5/7	82/136	9		

POR Played		
PR	ARG	0-2
PR	CHN	2-0
PR	CRO	0-2
QF	ESP	0-2
CL5-8	VIE	2-1

CHN - People's Republic of China

No.	Name	Date of Birth	Competition Statistics						
			MP	Points	1-Pt	2-Pt	S	S+D	DR
3	YI Pan	9 JAN 2008	5	40	2/2	19/27	1		
5	WEIYU Li	10 SEP 2008	5	14		7/20			
11	JIAYE Pang	10 JAN 2008	5	25	3/4	11/26			
12	WENNA Fan	26 JAN 2007	5			0/1			
18	PING Shen	4 JUL 1983	5	39	1/1	19/32			
23	TIANJIE Zhang	30 NOV 1991	5	6		3/6	3	1	
24	XIANGYAN Rong	13 JUN 2009	5	4		2/2	2	1	
26	XIAOYU Dong	30 JUL 2009	5	12		6/11			
29	YUHAN Liu	12 OCT 2000	5						
71	HUI Zan	21 DEC 2008	5	2	0/1	1/1	3	1	
Head Coach XI Shang			Total	142	6/8	68/126	9	3	

CHN Played		
PR	CRO	2-1
PR	POR	0-2
PR	ARG	0-2
QF	GER	0-2
CL5-8	CRO	2-0

Note:
Players below the bold line are not playing in this match

Legend:

1-Pt	1-Point Shots	2-Pt	2-Point Shots	DR	Disqualification+Report	MP	Matches played
No.	Uniform Number	PR	Preliminary Round	QF	Quarterfinal	S	Suspensions
S+D	Suspensions+Disqualifications						

Final Result

2 : 0

2nd Period					
A	P	B	A	P	B
	1			26	
7	2	11		27	
	3			28	
22	4	18		29	
	5			30	
11	6	18		31	
	7			32	
11	8	5		33	
	9			34	
4	10	18		35	
	11			36	
2	12	11		37	
	13			38	
13	14	18		39	
	15			40	
22	16	5		41	
	17			42	
2	18			43	
	19			44	
22	20			45	
	21			46	
22	22			47	
	23			48	
	24			49	
	25			50	

1st Period	15 - 12		2nd Period	22 - 16
Result	1 - 0		Result	1 - 0
Shoot-out			Shoot-out	
			Result	

Portugal											
No.											
DG											
6m											
P											

People's Republic of China											
No.											
DG											
6m											
P											

Legend:							
6m	6-metre-shot	DG	Direct Goal	DR	Disqualification with Report	GG	Golden Goal
No.	Number	Off.	Official	P	Points	S	Suspension
S+D	Suspension and Disqualification	Sian.	Signature	TTO	Team Timeout		



TUE 12 AUG 2025
Start Time: 10:50

Results

Match No.: 21
Court 1

Portugal 2 vs 0 People's Republic of China

Referees:
BARTKOWIAK Sylwia (POL)
LAKOMY Weronika Monika (POL)

1st Period: 15 - 12
2nd Period: 22 - 16

POR - Portugal

Headcoach: RODRIGUEZ Agustin

Team Timeout 1st Period: 9:53

No.	Name	Total				Goals / Shots							Punishments		
		Points	Goals	Shots	%	1-Pt All	1-Pt Spin	Spin	In-flight	Specialist	Direct Goal	6m	S	S+D	DR
2	GONCALVES Sofia	13	7	10	70	1 / 3		6 / 7							
4	PINHO Sara	4	2	5	40			0 / 2				2 / 3			
7	MENDES Daniela	6	3	5	60					3 / 5					
10	OLIVEIRA Catarina														
11	GONCALVES Leonor	4	2	7	29	0 / 1		1 / 3	1 / 3						
13	SANTOS Maria	2	1	1	100			1 / 1							
14	TEIXEIRA Catarina														
22	PAULO Carolina	8	4	4	100				4 / 4						
86	CORRO Helena												1		
99	ROQUE Diana														
Bench/Team															
Totals		37	19	32	59	1 / 4		8 / 13	5 / 7	3 / 5		2 / 3	1		

No.	Goalkeeper	Total			Saves / Shots						
		Saves	Shots	%	1-Pt All	1-Pt Spin	Spin	In-flight	Specialist	Direct Goal	6m
99	ROQUE Diana	6	20	30			3 / 9	1 / 3	2 / 7		0 / 1
Totals		6	20	30			3 / 9	1 / 3	2 / 7		0 / 1

CHN - People's Republic of China

Headcoach: XI Shang

Team Timeout 1st Period: 9:41

No.	Name	Total				Goals / Shots							Punishments		
		Points	Goals	Shots	%	1-Pt All	1-Pt Spin	Spin	In-flight	Specialist	Direct Goal	6m	S	S+D	DR
3	YI Pan	4	2	3	67			2 / 3							
5	WEIYU Li	6	3	7	43			3 / 5	0 / 2						
11	JIAYE Pang	6	3	5	60			1 / 1	2 / 4						
12	WENNA Fan														
18	PING Shen	12	6	8	75					5 / 7		1 / 1			
23	TIANJIE Zhang												1		
24	XIANGYAN Rong												1	1	
26	XIAOYU Dong		0	1	0					0 / 1					
29	YUHAN Liu														
71	HUI Zan		0	1	0			0 / 1							
Bench/Team															
Totals		28	14	25	56			6 / 10	2 / 6	5 / 8		1 / 1	2	1	

No.	Goalkeeper	Total			Saves / Shots						
		Saves	Shots	%	1-Pt All	1-Pt Spin	Spin	In-flight	Specialist	Direct Goal	6m
12	WENNA Fan	4	13	31			1 / 6	2 / 5	1 / 2		
29	YUHAN Liu	4	14	29	1 / 2		2 / 5	0 / 2	1 / 3		0 / 2
Totals		8	27	30	1 / 2		3 / 11	2 / 7	2 / 5		0 / 2

Team Comparison

	1st Period				2nd Period			
	Portugal		People's Republic of China		Portugal		People's Republic of China	
	Goals/Shots	%	Goals/Shots	%	Goals/Shots	%	Goals/Shots	%
In-flight Shots			1 / 3	33	5 / 7	71	1 / 3	33
Spin Shots	4 / 8	50	3 / 5	60	4 / 5	80	3 / 5	60
Specialist Shots	2 / 3	67	1 / 3	33	1 / 2	50	4 / 5	80
1-Point Shots	1 / 2	50			0 / 2	0		
Direct Goal Shots								
6-meter Shots	1 / 1	100	1 / 1	100	1 / 2	50		
1-Point Spin Shots								



TUE 12 AUG 2025
Start Time: 10:50

Results

Match No.: 21
Court 1

Portugal 2 vs 0 People's Republic of China

Referees:
BARTKOWIAK Sylwia (POL)
LAKOMY Weronika Monika (POL)

1st Period: 15 - 12
2nd Period: 22 - 16

POR - Portugal

No.	Name	Technical skills					
		Assists	Steals	Blocked Shots	Received 6m Fouls	Penalty Fouls	Turnovers
2	GONCALVES Sofia						1
4	PINHO Sara	2			1		2
7	MENDES Daniela				1		1
10	OLIVEIRA Catarina						
11	GONCALVES Leonor			1			1
13	SANTOS Maria		2				
14	TEIXEIRA Catarina						
22	PAULO Carolina	1			1		
86	CORRO Helena			2		1	
99	ROQUE Diana						
Team							
Totals		3	2	3	3	1	5

CHN - People's Republic of China

No.	Name	Technical skills					
		Assists	Steals	Blocked Shots	Received 6m Fouls	Penalty Fouls	Turnovers
3	YI Pan	2			1		2
5	WEIYU Li	1					2
11	JIAYE Pang						3
12	WENNA Fan						
18	PING Shen						2
23	TIANJIE Zhang		1			1	
24	XIANGYAN Rong					2	
26	XIAOYU Dong						1
29	YUHAN Liu						
71	HUI Zan		1				
Team							1
Totals		3	2		1	3	11

Running Score

POR - CHN

1st Period
0 : 2 YI P
GONCALVES S 2 : 2
GONCALVES S 4 : 2
4 : 4 PING S
GONCALVES S 6 : 4
6 : 6 YI P
6 : 8 PING S
GONCALVES S 8 : 8
8 : 10 JIAYE P
MENDES D 10 : 10
10 : 12 WEIYU L
PINHO S 12 : 12
MENDES D 14 : 12
GONCALVES S 15 : 12

2nd Period
MENDES D 2 : 0
2 : 2 JIAYE P
PAULO C 4 : 2
4 : 4 PING S
GONCALVES L 6 : 4
6 : 6 PING S
GONCALVES L 8 : 6
8 : 8 WEIYU L
PINHO S 10 : 8
10 : 10 PING S
GONCALVES S 12 : 10
SANTOS M 14 : 10
PAULO C 16 : 10
GONCALVES S 18 : 10
18 : 12 JIAYE P
18 : 14 PING S
PAULO C 20 : 14
PAULO C 22 : 14
22 : 16 WEIYU L

Legend:							
%	Efficiency	1-Pt	1-Point-Shots	1-Pt Spin	1-Point-Spin Shots	DR	Disqualification with Report
GG	Golden Goal	No.	Number	P6m	6m Penalty Shots	Spin	Spin Shots
S	Suspension	S+D	Suspension+Disqualification				



TUE 12 AUG 2025
Start Time: 14:30

Start List

Match No.: 23
Court 1

ESP - DEN

Referees: RADUT Corina-Floriana (ROU) / ENACHE Daniela-Andreea (ROU)

Technical Delegate A: CALDAS Luiz Filipe (BRA)

Technical Delegate B: KRAJCAR Nevena (CRO)

ESP - Spain

No.	Name	Date of Birth	Competition Statistics						
			MP	Points	1-Pt	2-Pt	S	S+D	DR
3	BATISTA PORTERO Maria Asuncion	26 SEP 1993	5	44	2/2	21/29	1		
8	TORRAS PARERA Mireia	2 MAY 1996	5	29	1/1	14/20			
10	TRUJILLO ARTEAGA Maria	1 MAY 2004	5				1		
16	ENCINAS GUARDADO Patricia	14 SEP 1992	5	6		3/5			
17	DIAZ GONZALEZ Alba	16 JAN 2000	5	7	1/1	3/7	2		
19	SEMPERE AGULLO Miriam	19 NOV 1995	5						
25	GONZALEZ POUDEREUX Violeta	26 JUN 1993	5						
37	LAGUNA CONTRERAS Jimena	8 DEC 2000	5	60	4/5	28/37	1		
41	GONZALEZ LLAMBRICH Mariam	14 OCT 2005	5	47	1/1	23/38	2		
77	SANCHEZ FLORENTINO Gemma del Pilar	19 APR 2000	5						
Head Coach MORILLO BARO Juan Pablo			Total	193	9/10	92/136	7		

ESP Played		
PR	GER	0-2
PR	DEN	2-0
PR	VIE	2-1
QF	POR	2-0
SF	ARG	1-2

DEN - Denmark

No.	Name	Date of Birth	Competition Statistics						
			MP	Points	1-Pt	2-Pt	S	S+D	DR
2	MADSEN Dina	30 AUG 2003	5				1		
3	GANDRUP ERNST Freja	5 AUG 2004	5				1		
6	TOPPEL Alberte	7 MAY 2003	5			0/1	2		
8	HANSEN Freja	11 MAR 2003	5	12		6/11			
9	ULRICHSEN Frida	11 SEP 2000	5	47	3/4	22/28			
16	VIND Ditte	2 JAN 1994	5						
17	JORGENSEN Sofie	24 FEB 2002	5	36		18/29			
22	LAERKE Frederikke	7 JAN 1995	5	30	0/1	15/24	1		
28	WINDING Ida	2 DEC 2001	5	38	0/1	19/36			
35	FAGER Freja	23 AUG 2006	5			0/1			
Head Coach HOLMEN Morten			Total	163	3/6	80/131	5		

DEN Played		
PR	VIE	2-0
PR	ESP	0-2
PR	GER	0-2
QF	CRO	2-0
SF	GER	0-2

Note:
Players below the bold line are not playing in this match

Legend:							
1-Pt	1-Point Shots	2-Pt	2-Point Shots	DR	Disqualification+Report	MP	Matches played
No.	Uniform Number	PR	Preliminary Round	QF	Quarterfinal	SF	Semifinal
S	Suspensions	S+D	Suspensions+Disqualifications				



MATCH AND REFEREES REPORT

BEACH HANDBALL

<input type="checkbox"/>	WCh
<input type="checkbox"/>	Continental
<input type="checkbox"/>	Youth Olympics

<input type="checkbox"/>	World Cup
<input type="checkbox"/>	International Match
<input checked="" type="checkbox"/>	World Games

<input type="checkbox"/>	Men
<input type="checkbox"/>	Men's J
<input type="checkbox"/>	Men's Y

<input checked="" type="checkbox"/>	Women
<input type="checkbox"/>	Women's J
<input type="checkbox"/>	Women's Y

Matchnumber

W23

A / Home Team

B / Away Team

Final Result

Spain			Denmark			
Place	Court No.	Date	Time	Spectators	Report follows	
Chengdu (CHN)	1	12/08/2025	14:30	400	NO	

2 : 0

No.	Team A	P	S	S+D	DR
3	BATISTA PORTERO Maria Asuncion	8			
8	TORRAS PARERA Mireia	4			
10	TRUJILLO ARTEAGA Maria		5:53		
16	ENCINAS GUARDADO Patricia				
17	DIAZ GONZALEZ Alba		15:07		
19	SEMPERE AGULLO Miriam				
25	GONZALEZ POUDEREUX Violeta				
37	LAGUNA CONTRERAS Jimena	11			
41	GONZALEZ LLAMBRICH Mariam	15			
77	SANCHEZ FLORENTINO Gemma del Pilar				
A	MORILLO BARO Juan Pablo				
B	NAVARRO GUIJO Jose Antonio				
C	CALVILLO RODA Jose Maria				
D	RODRIGUEZ GARCIA Estefania				
Sign. Off. A		TTO	-	-	

No.	Team B	P	S	S+D	DR
2	MADSEN Dina				
3	GANDRUP ERNST Freja		2:46	12:38	
6	TOPPEL Alberte	2			
8	HANSEN Freja	4			
9	ULRICHSEN Frida	6			
16	VIND Ditte				
17	JORGENSEN Sofie				
22	LAERKE Frederikke	6			
28	WINDING Ida	8			
35	FAGER Freja				
A	HOLMEN Morten				
B	NIELSEN Mikkel				
C	LUNDGAARD Frederik				
D	THOMSEN Anders				
Sign. Off. A		TTO	9:49	6:38	

Referees	Nat.	Signature
1	RADUT Corina-Floriana	ROU
2	ENACHE Daniela-Andreea	ROU

Technical Delegates	Nat.	Signature
A	CALDAS Luiz Filipe	BRA
B	KRAJCAR Nevena	CRO

1st Period					
A	P	B	A	P	B
	1			26	
8	2	28		27	
	3			28	
41	4	28		29	
	5			30	
3	6	28		31	
	7			32	
37	8	8		33	
	9			34	
41	10	9		35	
	11			36	
41	12	9		37	
	13			38	
41	14	8		39	
	15			40	
37	16	22		41	
	17			42	
41	18			43	
41	19			44	
37	20			45	
	21			46	
	22			47	
	23			48	
	24			49	
	25			50	

2nd Period					
A	P	B	A	P	B
	1			26	
41	2	22		27	
	3			28	
3	4	22		29	
	5			30	
3	6	6		31	
	7			32	
37	8	28		33	
	9			34	
37	10	9		35	
	11			36	
8	12			37	
	13			38	
3	14			39	
	15			40	
37	16			41	
41	17			42	
41	18			43	
	19			44	
	20			45	
	21			46	
	22			47	
	23			48	
	24			49	
	25			50	

1st Period	20 - 16	2nd Period	18 - 10
Result	1 - 0	Result	1 - 0
Shoot-out		Shoot-out	
		Result	

Spain

No.																			
DG																			
6m																			
P																			
Denmark																			
No.																			
DG																			
6m																			
P																			

Legend:							
6m	6-metre-shot	DG	Direct Goal	DR	Disqualification with Report	GG	Golden Goal
No.	Number	Off.	Official	P	Points	S	Suspension
S+D	Suspension and Disqualification	Sign.	Signature	TTO	Team Timeout		



TUE 12 AUG 2025
Start Time: 14:30

Results

Match No.: 23
Court 1

Spain 2 vs 0 Denmark

Referees:
RADUT Corina-Floriana (ROU)
ENACHE Daniela-Andreea (ROU)

1st Period: 20 - 16
2nd Period: 18 - 10

ESP - Spain

Headcoach: MORILLO BARO Juan Pablo

No.	Name	Total				Goals / Shots							Punishments		
		Points	Goals	Shots	%	1-Pt All	1-Pt Spin	Spin	In-flight	Specialist	Direct Goal	6m	S	S+D	DR
3	BATISTA PORTERO Maria Asuncion	8	4	4	100			3 / 3	1 / 1						
8	TORRAS PARERA Mireia	4	2	2	100					2 / 2					
10	TRUJILLO ARTEAGA Maria												1		
16	ENCINAS GUARDADO Patricia														
17	DIAZ GONZALEZ Alba												1		
19	SEMPERE AGULLO Miriam														
25	GONZALEZ POUDEREUX Violeta														
37	LAGUNA CONTRERAS Jimena	11	6	8	75	1 / 2		3 / 4				2 / 2			
41	GONZALEZ LLAMBRICH Mariam	15	9	13	69	3 / 4		4 / 6	2 / 3						
77	SANCHEZ FLORENTINO Gemma del Pilar														
Bench/Team															
Totals		38	21	27	78	4 / 6		10 / 13	3 / 4	2 / 2		2 / 2	2		

No.	Goalkeeper	Total			Saves / Shots						
		Saves	Shots	%	1-Pt All	1-Pt Spin	Spin	In-flight	Specialist	Direct Goal	6m
16	ENCINAS GUARDADO Patricia	6	19	32			4 / 11	0 / 1	2 / 5		0 / 2
Totals		6	19	32			4 / 11	0 / 1	2 / 5		0 / 2

DEN - Denmark

Headcoach: HOLMEN Morten

Team Timeouts: 9:49 6:38

No.	Name	Total				Goals / Shots							Punishments		
		Points	Goals	Shots	%	1-Pt All	1-Pt Spin	Spin	In-flight	Specialist	Direct Goal	6m	S	S+D	DR
2	MADSEN Dina														
3	GANDRUP ERNST Freja												1	1	
6	TOPPEL Alberte	2	1	1	100				1 / 1						
8	HANSEN Freja	4	2	2	100			2 / 2							
9	ULRICHSEN Frida	6	3	4	75			1 / 2				2 / 2			
16	VIND Ditte														
17	JORGENSEN Sofie		0	3	0			0 / 3							
22	LAERKE Frederikke	6	3	7	43					3 / 7					
28	WINDING Ida	8	4	6	67			4 / 6							
35	FAGER Freja														
Bench/Team															
Totals		26	13	23	57			7 / 13	1 / 1	3 / 7		2 / 2	1	1	

No.	Goalkeeper	Total			Saves / Shots						
		Saves	Shots	%	1-Pt All	1-Pt Spin	Spin	In-flight	Specialist	Direct Goal	6m
16	VIND Ditte	3	16	19	0 / 2		2 / 9	1 / 3	0 / 1		0 / 1
35	FAGER Freja	0	8	0	0 / 2		0 / 3	0 / 1	0 / 1		0 / 1
Totals		3	24	13	0 / 4		2 / 12	1 / 4	0 / 2		0 / 2

Team Comparison

	1st Period				2nd Period			
	Spain		Denmark		Spain		Denmark	
	Goals/Shots	%	Goals/Shots	%	Goals/Shots	%	Goals/Shots	%
In-flight Shots	3 / 4	75					1 / 1	100
Spin Shots	4 / 5	80	5 / 7	71	6 / 8	75	2 / 6	33
Specialist Shots	1 / 1	100	1 / 4	25	1 / 1	100	2 / 3	67
1-Point Shots	2 / 3	67			2 / 3	67		
Direct Goal Shots								
6-meter Shots	1 / 1	100	2 / 2	100	1 / 1	100		
1-Point Spin Shots								



TUE 12 AUG 2025
Start Time: 14:30

Results

Match No.: 23
Court 1

Spain 2 vs 0 Denmark

Referees:
RADUT Corina-Floriana (ROU)
ENACHE Daniela-Andreea (ROU)

1st Period: 20 - 16
2nd Period: 18 - 10

ESP - Spain

No.	Name	Technical skills					
		Assists	Steals	Blocked Shots	Received 6m Fouls	Penalty Fouls	Turnovers
3	BATISTA PORTERO Maria Asuncion						
8	TORRAS PARERA Mireia						2
10	TRUJILLO ARTEAGA Maria		2			2	
16	ENCINAS GUARDADO Patricia						1
17	DIAZ GONZALEZ Alba						
19	SEMPERE AGULLO Miriam						
25	GONZALEZ POUDEREUX Violeta						
37	LAGUNA CONTRERAS Jimena	3	1		2		1
41	GONZALEZ LLAMBRICH Mariam						
77	SANCHEZ FLORENTINO Gemma del Pilar						
Team							
Totals		3	3		2	2	4

Running Score

ESP - DEN

1st Period

0 : 2	WINDING I
2 : 2	TORRAS PARERA M
2 : 4	WINDING I
4 : 4	GONZALEZ LLAMBRICH
4 : 6	WINDING I
6 : 6	BATISTA PORTERO MA
8 : 6	LAGUNA CONTRERAS J
8 : 8	HANSEN F
10 : 8	GONZALEZ LLAMBRICH
12 : 8	GONZALEZ LLAMBRICH
12 : 10	ULRICHSEN F
14 : 10	GONZALEZ LLAMBRICH
14 : 12	ULRICHSEN F
16 : 12	LAGUNA CONTRERAS J
18 : 12	GONZALEZ LLAMBRICH
19 : 12	GONZALEZ LLAMBRICH
19 : 14	HANSEN F
20 : 14	LAGUNA CONTRERAS J
20 : 16	LAERKE F

DEN - Denmark

No.	Name	Technical skills					
		Assists	Steals	Blocked Shots	Received 6m Fouls	Penalty Fouls	Turnovers
2	MADSEN Dina						
3	GANDRUP ERNST Freja					1	
6	TOPPEL Alberte		1				
8	HANSEN Freja						2
9	ULRICHSEN Frida						1
16	VIND Ditte						
17	JORGENSEN Sofie					1	1
22	LAERKE Frederikke	3			1		1
28	WINDING Ida	1			1		3
35	FAGER Freja						
Team							
Totals		4	1		2	2	8

2nd Period

0 : 2	LAERKE F
2 : 2	GONZALEZ LLAMBRICH
4 : 2	BATISTA PORTERO MA
6 : 2	BATISTA PORTERO MA
8 : 2	LAGUNA CONTRERAS J
8 : 4	LAERKE F
10 : 4	LAGUNA CONTRERAS J
10 : 6	TOPPEL A
12 : 6	TORRAS PARERA M
14 : 6	BATISTA PORTERO MA
14 : 8	WINDING I
16 : 8	LAGUNA CONTRERAS J
16 : 10	ULRICHSEN F
17 : 10	GONZALEZ LLAMBRICH
18 : 10	GONZALEZ LLAMBRICH

Legend:

%	Efficiency	1-Pt	1-Point-Shots	1-Pt Spin	1-Point-Spin Shots	DR	Disqualification with Report
GG	Golden Goal	No.	Number	P6m	6m Penalty Shots	Spin	Spin Shots
S	Suspension	S+D	Suspension+Disqualification				



TUE 12 AUG 2025
Start Time: 16:30

Start List

Match No.: 24
Court 1

ARG - GER

Referees: JOHANSSON GOMER Johan Olof (SWE) / GOMER Martin (SWE)

Technical Delegate A: ROLLAND Jerome (FRA)

Technical Delegate B: GONZALEZ CASALES Paola (ESP)

ARG - Argentina

No.	Name	Date of Birth	Competition Statistics						
			MP	Points	1-Pt	2-Pt	S	S+D	DR
2	GAMBA Giuliana	22 MAR 2001	5		0/1		2	1	
4	BALSAS Lucila	3 JUN 2000	5	15	1/1	7/11			
5	CORIMBERTO Fiorella	29 AUG 2001	5	50	0/2	25/33			
6	MOLINA Alma	7 APR 2004	5						
10	TURNES Zoe	26 JUL 2000	5	5	1/1	2/3	1		
11	ARCAJO Agostina	23 JUL 2004	5	29	1/1	14/24			
12	SUAREZ Constanza	10 FEB 2005	5	2		1/1			
13	BONOMI Gisella	19 MAR 2000	5	62	2/2	30/47			
15	GALLO Florencia	9 MAR 2005	5	30	2/5	14/20			
20	SCORDAMAGLIA Luciana	17 JUL 1994	5				4		
Head Coach BRUNATI Leticia			Total	193	7/13	93/139	7	1	

ARG Played		
PR	POR	2-0
PR	CRO	2-0
PR	CHN	2-0
QF	VIE	2-0
SF	ESP	2-1

GER - Germany

No.	Name	Date of Birth	Competition Statistics						
			MP	Points	1-Pt	2-Pt	S	S+D	DR
5	WALTER Kirsten Sophie	21 FEB 1996	5						
8	GETTWART Belen Enja	15 MAR 2002	5	30		15/21			
9	PILZ Emma	9 JUL 2009	5	18		9/18			
10	KATTNER Isabel Fabienne	17 OCT 2000	5	56		28/39			
15	DRACHSLER Julia Constanze Chiara	22 AUG 1998	5				1		
17	KLINGLER Lena Franziska	3 OCT 2000	5	58	2/2	28/40			
18	BORRMANN Pauline	29 JUL 2007	5	41	3/3	19/23			
27	KURZKE Nele	16 JUN 1990	5	6		3/5			
33	KRETZSCHMAR Lucie Marie	7 AUG 2000	5	1	1/1	0/1	1		
66	MOLLMANN Amelie Johanna	22 MAY 2001	5	8		4/5			
Head Coach NOVAKOVIC Alexander Daniel			Total	218	6/6	106/152	2		

GER Played		
PR	ESP	2-0
PR	VIE	2-0
PR	DEN	2-0
QF	CHN	2-0
SF	DEN	2-0

Note:
Players below the bold line are not playing in this match

Legend:							
1-Pt	1-Point Shots	2-Pt	2-Point Shots	DR	Disqualification+Report	MP	Matches played
No.	Uniform Number	PR	Preliminary Round	QF	Quarterfinal	SF	Semifinal
S	Suspensions	S+D	Suspensions+Disqualifications				



MATCH AND REFEREES REPORT BEACH HANDBALL

<input type="checkbox"/>	WCh
<input type="checkbox"/>	Continental
<input type="checkbox"/>	Youth Olympics

<input type="checkbox"/>	World Cup
<input type="checkbox"/>	International Match
<input checked="" type="checkbox"/>	World Games

<input type="checkbox"/>	Men
<input type="checkbox"/>	Men's J
<input type="checkbox"/>	Men's Y

<input checked="" type="checkbox"/>	Women
<input type="checkbox"/>	Women's J
<input type="checkbox"/>	Women's Y

Matchnumber

W24

A / Home Team

B / Away Team

Final Result

Argentina			Germany			
Place	Court No.	Date	Time	Spectators	Report follows	
Chengdu (CHN)	1	12/08/2025	16:30	620	NO	

2 : 1

No.	Team A	P	S	S+D	DR
2	GAMBA Giuliana				
4	BALSAS Lucila	2			
5	CORIMBERTO Fiorella	11			
6	MOLINA Alma				
10	TURNES Zoe	2			
11	ARCAJO Agostina	8			
12	SUAREZ Constanza				
13	BONOMI Gisella	16			
15	GALLO Florencia	4			
20	SCORDAMAGLIA Luciana				
A	BRUNATI Leticia				
B	MECCIA Celeste				
C	SANZ Gustavo Andres				
D	ETIENNE Andres				
Sign. Off. A		TTO	6:40	9:24	

No.	Team B	P	S	S+D	DR
5	WALTER Kirsten Sophie				
8	GETTWART Belen Enja	6			
9	PILZ Emma				
10	KATTNER Isabel Fabienne	12			
15	DRACHSLER Julia Constanze Chiara		7:42		
17	KLINGLER Lena Franziska	6			
18	BORRMANN Pauline	10			
27	KURZKE Nele				
33	KRETZSCHMAR Lucie Marie				
66	MOLLMANN Amelie Johanna				
A	NOVAKOVIC Alexander Daniel				
B	VOSSHANS Ruben				
C	STROBEL-WIRTH Wibke				
D	DR. DREYER Florian Joseph Heiner				
Sign. Off. A		TTO	-	6:39	

Referees	Nat.	Signature
1	JOHANSSON GOMER Johan Olof	SWE
2	GOMER Martin	SWE

Technical Delegates	Nat.	Signature
A	ROLLAND Jerome	FRA
B	GONZALEZ CASALES Paola	ESP

1st Period					
A	P	B	A	P	B
	1			26	
5	2	10		27	
	3			28	
11	4	10		29	
	5			30	
13	6	10		31	
	7			32	
13	8	18		33	
	9			34	
5	10	18		35	
	11			36	
11	12	17		37	
	13			38	
5	14	8		39	
	15			40	
	16	18		41	
	17			42	
	18	18		43	
	19			44	
	20	17		45	
	21			46	
	22			47	
	23			48	
	24			49	
	25			50	

2nd Period					
A	P	B	A	P	B
	1			26	
13	2	10		27	
	3			28	
13	4	17		29	
	5			30	
11	6	8		31	
	7			32	
13	8	18		33	
	9			34	
13	10	10		35	
	11			36	
15	12	10		37	
	13			38	
11	14			39	
	15			40	
5	16			41	
	17			42	
4	18			43	
	19			44	
5	20			45	
	21			46	
13	22			47	
	23			48	
	24			49	
	25			50	

1st Period	14 - 20	2nd Period	22 - 12
Result	0 - 1	Result	1 - 0
Shoot-out		Shoot-out	7 - 2
		Result	1 - 0

Argentina

No.	13	10	15	5						
DG										
6m										
P	2	2	2	1						
Germany										
No.	10	8	17							
DG										
6m										
P		2								

Legend:		DG	Direct Goal	DR	Disqualification with Report	GG	Golden Goal
6m	6-metre-shot	Off.	Official	P	Points	S	Suspension
No.	Number	Sign.	Signature	TTO	Team Timeout		
S+D	Suspension and Disqualification						



TUE 12 AUG 2025
Start Time: 16:30

Results

Match No.: 24
Court 1

Argentina 2 vs 1 Germany

Referees:
JOHANSSON GOMER Johan Olof (SWE)
GOMER Martin (SWE)

1st Period: 14 - 20
2nd Period: 22 - 12
Shoot-out: 7 - 2

ARG - Argentina

Headcoach: BRUNATI Leticia

Team Timeouts: 6:40 9:24

No.	Name	Total				Goals / Shots							Punishments		
		Points	Goals	Shots	%	1-Pt All	1-Pt Spin	Spin	In-flight	Specialist	Direct Goal	6m	S	S+D	DR
2	GAMBA Giuliana														
4	BALSAS Lucila	2	1	1	100					1 / 1					
5	CORIMBERTO Fiorella	11	6	11	55	1 / 1		5 / 7	0 / 3						
6	MOLINA Alma														
10	TURNES Zoe	2	1	1	100			1 / 1							
11	ARCAJO Agostina	8	4	5	80			2 / 3		2 / 2					
12	SUAREZ Constanza														
13	BONOMI Gisella	16	8	8	100			3 / 3	5 / 5						
15	GALLO Florencia	4	2	4	50			1 / 3		1 / 1					
20	SCORDAMAGLIA Luciana														
Bench/Team															
Totals		43	22	30	73	1 / 1		12 / 17	5 / 8	4 / 4					

No.	Goalkeeper	Total			Saves / Shots						
		Saves	Shots	%	1-Pt All	1-Pt Spin	Spin	In-flight	Specialist	Direct Goal	6m
6	MOLINA Alma	1	1	100			1 / 1				
12	SUAREZ Constanza	7	23	30	1 / 1		3 / 12	1 / 6	0 / 1	1 / 1	1 / 2
20	SCORDAMAGLIA Luciana	0	1	0			0 / 1				
Totals		8	25	32	1 / 1		4 / 14	1 / 6	0 / 1	1 / 1	1 / 2

GER - Germany

Headcoach: NOVAKOVIC Alexander Daniel

Team Timeout 2nd Period: 6:39

No.	Name	Total				Goals / Shots							Punishments		
		Points	Goals	Shots	%	1-Pt All	1-Pt Spin	Spin	In-flight	Specialist	Direct Goal	6m	S	S+D	DR
5	WALTER Kirsten Sophie														
8	GETTWART Belen Enja	6	3	3	100			3 / 3							
9	PILZ Emma														
10	KATTNER Isabel Fabienne	12	6	9	67			1 / 1	5 / 8						
15	DRACHSLER Julia Constanze Chiara												1		
17	KLINGLER Lena Franziska	6	3	5	60			2 / 4		1 / 1					
18	BORRMANN Pauline	10	5	8	63	0 / 1		4 / 5				1 / 2			
27	KURZKE Nele		0	1	0						0 / 1				
33	KRETZSCHMAR Lucie Marie														
66	MOLLMANN Amelie Johanna		0	3	0			0 / 3							
Bench/Team															
Totals		34	17	29	59	0 / 1		10 / 16	5 / 8	1 / 1	0 / 1	1 / 2	1		

No.	Goalkeeper	Total			Saves / Shots						
		Saves	Shots	%	1-Pt All	1-Pt Spin	Spin	In-flight	Specialist	Direct Goal	6m
10	KATTNER Isabel Fabienne	0	3	0			0 / 3				
27	KURZKE Nele	7	26	27	0 / 1		4 / 13	3 / 8	0 / 4		
Totals		7	29	24	0 / 1		4 / 16	3 / 8	0 / 4		

Team Comparison

	1st Period				2nd Period			
	Argentina		Germany		Argentina		Germany	
	Goals/Shots	%	Goals/Shots	%	Goals/Shots	%	Goals/Shots	%
In-flight Shots	1 / 2	50	2 / 2	100	4 / 6	67	3 / 5	60
Spin Shots	5 / 9	56	6 / 8	75	4 / 5	80	3 / 6	50
Specialist Shots	1 / 1	100	1 / 1	100	3 / 3	100		
1-Point Shots			0 / 1	0				
Direct Goal Shots							0 / 1	0
6-meter Shots			1 / 1	100			0 / 1	0
1-Point Spin Shots								



Results

Match No.: 24
Court 1

Argentina 2 vs 1 Germany

Referees:
JOHANSSON GOMER Johan Olof (SWE)
GOMER Martin (SWE)

1st Period: 14 - 20
2nd Period: 22 - 12
Shoot-out: 7 - 2

ARG - Argentina

No.	Name	Technical skills					
		Assists	Steals	Blocked Shots	Received 6m Fouls	Penalty Fouls	Turnovers
2	GAMBA Giuliana			1			
4	BALSAS Lucila						3
5	CORIMBERTO Fiorella						
6	MOLINA Alma		1			1	
10	TURNES Zoe		3			1	1
11	ARCAJO Agostina	1					1
12	SUAREZ Constanza						
13	BONOMI Gisella						1
15	GALLO Florencia	3					1
20	SCORDAMAGLIA Luciana						
Team							
Totals		4	4	1		2	7

GER - Germany

No.	Name	Technical skills					
		Assists	Steals	Blocked Shots	Received 6m Fouls	Penalty Fouls	Turnovers
5	WALTER Kirsten Sophie						
8	GETTWART Belen Enja	4					5
9	PILZ Emma						
10	KATTNER Isabel Fabienne	1			1		
15	DRACHSLER Julia Constanze Chiara		1				
17	KLINGLER Lena Franziska						1
18	BORRMANN Pauline				1		2
27	KURZKE Nele						
33	KRETZSCHMAR Lucie Marie		3				
66	MOLLMANN Amelie Johanna	1					
Team							
Totals		6	4		2		8

Running Score

ARG - GER

1st Period	
0 : 2	KATTNER IF
0 : 4	KATTNER IF
2 : 4	CORIMBERTO F
2 : 6	KATTNER IF
4 : 6	ARCAJO A
6 : 6	BONOMI G
6 : 8	BORRMANN P
6 : 10	BORRMANN P
8 : 10	BONOMI G
8 : 12	KLINGLER LF
8 : 14	GETTWART BE
10 : 14	CORIMBERTO F
10 : 16	BORRMANN P
12 : 16	ARCAJO A
12 : 18	BORRMANN P
12 : 20	KLINGLER LF
14 : 20	CORIMBERTO F

2nd Period

2 : 0	BONOMI G
4 : 0	BONOMI G
6 : 0	ARCAJO A
6 : 2	KATTNER IF
8 : 2	BONOMI G
8 : 4	KLINGLER LF
10 : 4	BONOMI G
10 : 6	GETTWART BE
12 : 6	GALLO F
14 : 6	ARCAJO A
14 : 8	BORRMANN P
16 : 8	CORIMBERTO F
18 : 8	BALSAS L
20 : 8	CORIMBERTO F
20 : 10	KATTNER IF
22 : 10	BONOMI G
22 : 12	KATTNER IF

Shoot-out

2 : 0	BONOMI G
4 : 0	TURNES Z
4 : 2	GETTWART BE
6 : 2	GALLO F
7 : 2	CORIMBERTO F

Legend:

%	Efficiency	1-Pt	1-Point-Shots	1-Pt Spin	1-Point-Spin Shots	DR	Disqualification with Report
GG	Golden Goal	No.	Number	P6m	6m Penalty Shots	Spin	Spin Shots
S	Suspension	S+D	Suspension+Disqualification				



MON 11 AUG 2025
Start Time: 15:30

Start List

Match No.: 19
Court 1

ARG - ESP

Referees: PAYDA Soleiman (IRI) / KIANI Mohammadjavad (IRI)

Technical Delegate A: CALDAS Luiz Filipe (BRA)

Technical Delegate B: KRAJCAR Nevena (CRO)

ARG - Argentina

No.	Name	Date of Birth	Competition Statistics						
			MP	Points	1-Pt	2-Pt	S	S+D	DR
2	GAMBA Giuliana	22 MAR 2001	4				1	1	
4	BALSAS Lucila	3 JUN 2000	4	11	1/1	5/9			
5	CORIMBERTO Fiorella	29 AUG 2001	4	42	0/1	21/28			
6	MOLINA Alma	7 APR 2004	4						
10	TURNES Zoe	26 JUL 2000	4	5	1/1	2/2	1		
11	ARCAJO Agostina	23 JUL 2004	4	19	1/1	9/16			
12	SUAREZ Constanza	10 FEB 2005	4	2		1/1			
13	BONOMI Gisella	19 MAR 2000	4	52	2/2	25/40			
15	GALLO Florencia	9 MAR 2005	4	22	2/5	10/13			
20	SCORDAMAGLIA Luciana	17 JUL 1994	4				4		
Head Coach BRUNATI Leticia			Total	153	7/11	73/109	6	1	

ARG Played		
PR	POR	2-0
PR	CRO	2-0
PR	CHN	2-0
QF	VIE	2-0

ESP - Spain

No.	Name	Date of Birth	Competition Statistics						
			MP	Points	1-Pt	2-Pt	S	S+D	DR
3	BATISTA PORTERO Maria Asuncion	26 SEP 1993	4	39	1/1	19/25	1		
8	TORRAS PARERA Mireia	2 MAY 1996	4	25	1/1	12/17			
10	TRUJILLO ARTEAGA Maria	1 MAY 2004	4				1		
16	ENCINAS GUARDADO Patricia	14 SEP 1992	4	6		3/5			
17	DIAZ GONZALEZ Alba	16 JAN 2000	4	5	1/1	2/6	1		
19	SEMPERE AGULLO Miriam	19 NOV 1995	4						
25	GONZALEZ POUDEREUX Violeta	26 JUN 1993	4						
37	LAGUNA CONTRERAS Jimena	8 DEC 2000	4	45	3/3	21/27	1		
41	GONZALEZ LLAMBRICH Mariam	14 OCT 2005	4	39	1/1	19/30	2		
77	SANCHEZ FLORENTINO Gemma del Pilar	19 APR 2000	4						
Head Coach MORILLO BARO Juan Pablo			Total	159	7/7	76/110	6		

ESP Played		
PR	GER	0-2
PR	DEN	2-0
PR	VIE	2-1
QF	POR	2-0

Note:
Players below the bold line are not playing in this match

Legend:
1-Pt 1-Point Shots **2-Pt** 2-Point Shots **DR** Disqualification+Report **MP** Matches played
No. Uniform Number **PR** Preliminary Round **QF** Quarterfinal **S** Suspensions
S+D Suspensions+Disqualifications



MATCH AND REFEREES REPORT

BEACH HANDBALL

<input type="checkbox"/>	WCh
<input type="checkbox"/>	Continental
<input type="checkbox"/>	Youth Olympics

<input type="checkbox"/>	World Cup
<input type="checkbox"/>	International Match
<input checked="" type="checkbox"/>	World Games

<input type="checkbox"/>	Men
<input type="checkbox"/>	Men's J
<input type="checkbox"/>	Men's Y

<input checked="" type="checkbox"/>	Women
<input type="checkbox"/>	Women's J
<input type="checkbox"/>	Women's Y

Matchnumber

W19

A / Home Team

B / Away Team

Final Result

Argentina			Spain			
Place	Court No.	Date	Time	Spectators	Report follows	
Chengdu (CHN)	1	11/08/2025	15:30	560	NO	

2 : 1

No.	Team A	P	S	S+D	DR
2	GAMBA Giuliana		4:12		
4	BALSAS Lucila	4			
5	CORIMBERTO Fiorella	8			
6	MOLINA Alma				
10	TURNES Zoe				
11	ARCAJO Agostina	10			
12	SUAREZ Constanza				
13	BONOMI Gisella	10			
15	GALLO Florencia	8			
20	SCORDAMAGLIA Luciana				
A	BRUNATI Leticia				
B	MECCIA Celeste				
C	SANZ Gustavo Andres				
D	ETIENNE Andres				
Sign. Off. A		TTO	9:52	3:05	

No.	Team B	P	S	S+D	DR
3	BATISTA PORTERO Maria Asuncion	5			
8	TORRAS PARERA Mireia	4			
10	TRUJILLO ARTEAGA Maria				
16	ENCINAS GUARDADO Patricia				
17	DIAZ GONZALEZ Alba	2	19:50		
19	SEMPERE AGULLO Miriam				
25	GONZALEZ POUDEREUX Violeta				
37	LAGUNA CONTRERAS Jimena	15			
41	GONZALEZ LLAMBRICH Mariam	8			
77	SANCHEZ FLORENTINO Gemma del Pilar				
A	MORILLO BARO Juan Pablo				
B	NAVARRO GUIJO Jose Antonio				
C	CALVILLO RODA Jose Maria				
D	RODRIGUEZ GARCIA Estefania				
Sign. Off. A		TTO	9:05	8:41	

Referees	Nat.	Signature
1	PAYDA Soleiman	IRI
2	KIANI Mohammadjavad	IRI

Technical Delegates	Nat.	Signature
A	CALDAS Luiz Filipe	BRA
B	KRAJCAR Nevena	CRO

1st Period					
A	P	B	A	P	B
	1			26	
11	2	41		27	
	3			28	
11	4	8		29	
	5			30	
11	6	37		31	
	7			32	
13	8	8		33	
	9			34	
15	10	37		35	
	11			36	
5	12	37		37	
	13	3		38	
11	14			39	
	15	41		40	
5	16			41	
	17			42	
15	18			43	
	19			44	
15	20			45	
	21			46	
	22			47	
	23			48	
	24			49	
	25			50	

2nd Period					
A	P	B	A	P	B
	1			26	
13	2	37		27	
	3			28	
5	4	3		29	
	5			30	
11	6	3		31	
	7	37		32	
13	8			33	
	9	37		34	
4	10			35	
	11	37		36	
5	12			37	
	13	37		38	
13	14			39	
	15	41		40	
	16			41	
	17			42	
	18			43	
	19			44	
	20			45	
	21			46	
	22			47	
	23			48	
	24			49	
	25			50	

1st Period	20 - 15	2nd Period	14 - 15
Result	1 - 0	Result	0 - 1
Shoot-out		Shoot-out	6 - 4
		Result	1 - 0

Argentina

No.	13	10	15	4	5						
DG											
6m											
P	2	/	2	2	/						
Spain											
No.	3	37	41	17	8						
DG											
6m											
P	/	/	2	2	/						

Legend:	6m	DG	DR	GG
No.	6-metre-shot	Direct Goal	Disqualification with Report	Golden Goal
S+D	Number	Off.	P	S
	Suspension and Disqualification	Official	Points	Suspension
	Sign.	Signature	TTO	
			Team Timeout	



MON 11 AUG 2025
Start Time: 15:30

Results

Match No.: 19
Court 1

Argentina 2 vs 1 Spain

Referees:
PAYDA Soleiman (IRI)
KIANI Mohammadjavad (IRI)

1st Period: 20 - 15
2nd Period: 14 - 15
Shoot-out: 6 - 4

ARG - Argentina

Headcoach: BRUNATI Leticia

Team Timeouts: 9:52 3:05

No.	Name	Total				Goals / Shots							Punishments		
		Points	Goals	Shots	%	1-Pt All	1-Pt Spin	Spin	In-flight	Specialist	Direct Goal	6m	S	S+D	DR
2	GAMBA Giuliana		0	1	0	0 / 1							1		
4	BALSAS Lucila	4	2	2	100			1 / 1		1 / 1					
5	CORIMBERTO Fiorella	8	4	6	67	0 / 1		1 / 2	3 / 3						
6	MOLINA Alma														
10	TURNES Zoe		0	1	0			0 / 1							
11	ARCAJO Agostina	10	5	8	63			2 / 4		3 / 4					
12	SUAREZ Constanza														
13	BONOMI Gisella	10	5	7	71			2 / 2	3 / 5						
15	GALLO Florencia	8	4	7	57			4 / 6		0 / 1					
20	SCORDAMAGLIA Luciana														
Bench/Team															
Totals		40	20	32	63	0 / 2		10 / 16	6 / 8	4 / 6			1		

No.	Goalkeeper	Total			Saves / Shots						
		Saves	Shots	%	1-Pt All	1-Pt Spin	Spin	In-flight	Specialist	Direct Goal	6m
4	BALSAS Lucila										
6	MOLINA Alma	2	3	67			2 / 3				
10	TURNES Zoe	1	2	50			1 / 2				
12	SUAREZ Constanza	5	21	24	1 / 3		4 / 12		0 / 3		0 / 3
Totals		8	26	31	1 / 3		7 / 17		0 / 3		0 / 3

ESP - Spain

Headcoach: MORILLO BARO Juan Pablo

Team Timeouts: 9:05 8:41

No.	Name	Total				Goals / Shots							Punishments		
		Points	Goals	Shots	%	1-Pt All	1-Pt Spin	Spin	In-flight	Specialist	Direct Goal	6m	S	S+D	DR
3	BATISTA PORTERO Maria Asuncion	5	3	5	60	1 / 1		2 / 3	0 / 1						
8	TORRAS PARERA Mireia	4	2	3	67			0 / 1		2 / 2					
10	TRUJILLO ARTEAGA Maria														
16	ENCINAS GUARDADO Patricia														
17	DIAZ GONZALEZ Alba	2	1	1	100			1 / 1					1		
19	SEMPERE AGULLO Miriam														
25	GONZALEZ POUDEREUX Violeta														
37	LAGUNA CONTRERAS Jimena	15	8	12	67	1 / 2		4 / 7				3 / 3			
41	GONZALEZ LLAMBRICH Mariam	8	4	8	50			3 / 7		1 / 1					
77	SANCHEZ FLORENTINO Gemma del Pilar														
Bench/Team															
Totals		34	18	29	62	2 / 3		10 / 19	0 / 1	3 / 3		3 / 3	1		

No.	Goalkeeper	Total			Saves / Shots						
		Saves	Shots	%	1-Pt All	1-Pt Spin	Spin	In-flight	Specialist	Direct Goal	6m
3	BATISTA PORTERO Maria Asuncion	0	1	0			0 / 1				
16	ENCINAS GUARDADO Patricia	8	27	30			5 / 14	2 / 8	1 / 5		
Totals		8	28	29			5 / 15	2 / 8	1 / 5		

Team Comparison

	1st Period				2nd Period			
	Argentina		Spain		Argentina		Spain	
	Goals/Shots	%	Goals/Shots	%	Goals/Shots	%	Goals/Shots	%
In-flight Shots	2 / 3	67			4 / 5	80	0 / 1	0
Spin Shots	6 / 8	75	3 / 9	33	1 / 4	25	5 / 5	100
Specialist Shots	2 / 2	100	2 / 2	100	2 / 4	50	1 / 1	100
1-Point Shots	0 / 1	0	1 / 1	100			1 / 2	50
Direct Goal Shots								
6-meter Shots			2 / 2	100			1 / 1	100
1-Point Spin Shots								

Timing and Results provided by Tissot

HBBWTEAM4-----SFNL000100--_73 v2.0

Report Created MON 11 AUG 2025 16:19

Page 1 / 2



MON 11 AUG 2025
Start Time: 15:30

Results

Match No.: 19
Court 1

Argentina 2 vs 1 Spain

Referees:
PAYDA Soleiman (IRI)
KIANI Mohammadjavad (IRI)

1st Period: 20 - 15
2nd Period: 14 - 15
Shoot-out: 6 - 4

ARG - Argentina

No.	Name	Technical skills					
		Assists	Steals	Blocked Shots	Received 6m Fouls	Penalty Fouls	Turnovers
2	GAMBA Giuliana					1	
4	BALSAS Lucila	1					4
5	CORIMBERTO Fiorella						1
6	MOLINA Alma						
10	TURNES Zoe					1	
11	ARCAJO Agostina						1
12	SUAREZ Constanza						
13	BONOMI Gisella						1
15	GALLO Florencia	5					
20	SCORDAMAGLIA Luciana		2	1		1	
Team							
Totals		6	2	1		3	7

ESP - Spain

No.	Name	Technical skills					
		Assists	Steals	Blocked Shots	Received 6m Fouls	Penalty Fouls	Turnovers
3	BATISTA PORTERO Maria Asuncion	1			1		1
8	TORRAS PARERA Mireia						
10	TRUJILLO ARTEAGA Maria						
16	ENCINAS GUARDADO Patricia						
17	DIAZ GONZALEZ Alba						
19	SEMPERE AGULLO Miriam						
25	GONZALEZ POUDEREUX Violeta						
37	LAGUNA CONTRERAS Jimena				1		5
41	GONZALEZ LLAMBRICH Mariam	1			1		3
77	SANCHEZ FLORENTINO Gemma del Pilar		2	1			
Team							
Totals		2	2	1	3		9

Running Score ARG - ESP

1st Period		
ARCAJO A	2	0
ARCAJO A	4	0
	4	2
	4	4
	4	6
ARCAJO A	6	6
	6	8
BONOMI G	8	8
	8	10
GALLO F	10	10
	10	12
	10	13
CORIMBERTO F	12	13
ARCAJO A	14	13
CORIMBERTO F	16	13
	16	15
GALLO F	18	15
GALLO F	20	15

2nd Period		
	0	2
	0	4
	0	6
	0	7
	0	9
BONOMI G	2	9
CORIMBERTO F	4	9
ARCAJO A	6	9
	6	11
BONOMI G	8	11
	8	13
	8	15
BALSAS L	10	15
CORIMBERTO F	12	15
BONOMI G	14	15

Shoot-out		
BONOMI G	2	0
GALLO F	4	0
	4	2
BALSAS L	6	2
	6	4

Legend:		1-Pt	1-Point-Shots	1-Pt Spin	1-Point-Spin Shots	DR	Disqualification with Report
%	Efficiency	No.	Number	P6m	6m Penalty Shots	Spin	Spin Shots
GG	Golden Goal	S+D	Suspension+Disqualification				
S	Suspension						



MON 11 AUG 2025
Start Time: 17:10

Start List

Match No.: 20
Court 1

GER - DEN

Referees: CAO Hongjun (CHN) / XU Jian (CHN)

Technical Delegate A: GONZALEZ CASALES Paola (ESP)

Technical Delegate B: CALDAS Luiz Filipe (BRA)

GER - Germany

No.	Name	Date of Birth	Competition Statistics						
			MP	Points	1-Pt	2-Pt	S	S+D	DR
5	WALTER Kirsten Sophie	21 FEB 1996	4						
8	GETTWART Belen Enja	15 MAR 2002	4	26		13/18			
9	PILZ Emma	9 JUL 2009	4	14		7/13			
10	KATTNER Isabel Fabienne	17 OCT 2000	4	52		26/36			
15	DRACHSLER Julia Constanze Chiara	22 AUG 1998	4				1		
17	KLINGLER Lena Franziska	3 OCT 2000	4	39	1/1	19/27			
18	BORRMANN Pauline	29 JUL 2007	4	35	3/3	16/20			
27	KURZKE Nele	16 JUN 1990	4	6		3/5			
33	KRETZSCHMAR Lucie Marie	7 AUG 2000	4	1	1/1		1		
66	MOLLMANN Amelie Johanna	22 MAY 2001	4	8		4/5			
Head Coach NOVAKOVIC Alexander Daniel			Total	181	5/5	88/124	2		

GER Played		
PR	ESP	2-0
PR	VIE	2-0
PR	DEN	2-0
QF	CHN	2-0

DEN - Denmark

No.	Name	Date of Birth	Competition Statistics						
			MP	Points	1-Pt	2-Pt	S	S+D	DR
2	MADSEN Dina	30 AUG 2003	4						
3	GANDRUP ERNST Freja	5 AUG 2004	4				1		
6	TOPPEL Alberte	7 MAY 2003	4			0/1	2		
8	HANSEN Freja	11 MAR 2003	4	8		4/6			
9	ULRICHSEN Frida	11 SEP 2000	4	37	3/4	17/21			
16	VIND Ditte	2 JAN 1994	4						
17	JORGENSEN Sofie	24 FEB 2002	4	28		14/22			
22	LAERKE Frederikke	7 JAN 1995	4	26	0/1	13/19	1		
28	WINDING Ida	2 DEC 2001	4	36	0/1	18/33			
35	FAGER Freja	23 AUG 2006	4			0/1			
Head Coach HOLMEN Morten			Total	135	3/6	66/104	4		

DEN Played		
PR	VIE	2-0
PR	ESP	0-2
PR	GER	0-2
QF	CRO	2-0

Note:
Players below the bold line are not playing in this match

Legend:

1-Pt	1-Point Shots	2-Pt	2-Point Shots	DR	Disqualification+Report	MP	Matches played
No.	Uniform Number	PR	Preliminary Round	QF	Quarterfinal	S	Suspensions
S+D	Suspensions+Disqualifications						



MATCH AND REFEREES REPORT

BEACH HANDBALL

<input type="checkbox"/>	WCh
<input type="checkbox"/>	Continental
<input type="checkbox"/>	Youth Olympics

<input type="checkbox"/>	World Cup
<input type="checkbox"/>	International Match
<input checked="" type="checkbox"/>	World Games

<input type="checkbox"/>	Men
<input type="checkbox"/>	Men's J
<input type="checkbox"/>	Men's Y

<input checked="" type="checkbox"/>	Women
<input type="checkbox"/>	Women's J
<input type="checkbox"/>	Women's Y

Matchnumber

W20

A / Home Team

B / Away Team

Final Result

Germany			Denmark			
Place	Court No.	Date	Time	Spectators	Report follows	
Chengdu (CHN)	1	11/08/2025	17:10	435	NO	

2 : 0

No.	Team A	P	S	S+D	DR
5	WALTER Kirsten Sophie				
8	GETTWARD Belen Enja	4			
9	PILZ Emma	4			
10	KATTNER Isabel Fabienne	4			
15	DRACHSLER Julia Constanze Chiara				
17	KLINGLER Lena Franziska	19			
18	BORRMANN Pauline	6			
27	KURZKE Nele				
33	KRETZSCHMAR Lucie Marie				
66	MOLLMANN Amelie Johanna				
A	NOVAKOVIC Alexander Daniel				
B	VOSSHANS Ruben				
C	STROBEL-WIRTH Wibke				
D	DR. DREYER Florian Joseph Heiner				
Sign. Off. A		TTO	-	9:43	

No.	Team B	P	S	S+D	DR
2	MADSEN Dina		3:49		
3	GANDRUP ERNST Freja				
6	TOPPEL Alberte				
8	HANSEN Freja	4			
9	ULRICHSEN Frida	10			
16	VIND Ditte				
17	JORGENSEN Sofie	8			
22	LAERKE Frederikke	4			
28	WINDING Ida	2			
35	FAGER Freja				
A	HOLMEN Morten				
B	NIELSEN Mikkel				
C	LUNDGAARD Frederik				
D	THOMSEN Anders				
Sign. Off. A		TTO	-	9:51	

Referees	Nat.	Signature
1	CAO Hongjun	CHN
2	XU Jian	CHN

Technical Delegates	Nat.	Signature
A	GONZALEZ CASALES Paola	ESP
B	CALDAS Luiz Filipe	BRA

1st Period					
A	P	B	A	P	B
	1			26	
17	2	17		27	
	3			28	
17	4	9		29	
	5			30	
8	6	17		31	
	7			32	
17	8	9		33	
	9			34	
17	10	9		35	
	11			36	
17	12	17		37	
	13			38	
17	14	9		39	
	15			40	
9	16			41	
	17			42	
17	18			43	
	19			44	
10	20			45	
17	21			46	
	22			47	
	23			48	
	24			49	
	25			50	

2nd Period					
A	P	B	A	P	B
	1			26	
17	2	8		27	
	3			28	
10	4	22		29	
	5			30	
8	6	22		31	
	7			32	
9	8	8		33	
	9			34	
18	10	17		35	
	11			36	
17	12	28		37	
	13			38	
18	14	9		39	
	15			40	
18	16			41	
	17			42	
	18			43	
	19			44	
	20			45	
	21			46	
	22			47	
	23			48	
	24			49	
	25			50	

1st Period	21 - 14	2nd Period	16 - 14
Result	1 - 0	Result	1 - 0
Shoot-out		Shoot-out	
		Result	

Germany

No.																			
DG																			
6m																			
P																			
Denmark																			
No.																			
DG																			
6m																			
P																			

Legend:							
6m	6-metre-shot	DG	Direct Goal	DR	Disqualification with Report	GG	Golden Goal
No.	Number	Off.	Official	P	Points	S	Suspension
S+D	Suspension and Disqualification	Sign.	Signature	TTO	Team Timeout		



MON 11 AUG 2025
Start Time: 17:10

Results

Match No.: 20
Court 1

Germany 2 vs 0 Denmark

Referees:
CAO Hongjun (CHN)
XU Jian (CHN)

1st Period: 21 - 14
2nd Period: 16 - 14

GER - Germany

Headcoach: NOVAKOVIC Alexander Daniel

Team Timeout 2nd Period: 9:43

No.	Name	Total				Goals / Shots							Punishments		
		Points	Goals	Shots	%	1-Pt All	1-Pt Spin	Spin	In-flight	Specialist	Direct Goal	6m	S	S+D	DR
5	WALTER Kirsten Sophie														
8	GETTWARE Belen Enja	4	2	3	67			2 / 3							
9	PILZ Emma	4	2	5	40					2 / 5					
10	KATTNER Isabel Fabienne	4	2	3	67			1 / 1	1 / 2						
15	DRACHSLER Julia Constanze Chiara														
17	KLINGLER Lena Franziska	19	10	14	71	1 / 1		9 / 13							
18	BORRMANN Pauline	6	3	3	100			2 / 2		1 / 1					
27	KURZKE Nele														
33	KRETZSCHMAR Lucie Marie		0	1	0			0 / 1							
66	MOLLMANN Amelie Johanna														
Bench/Team															
Totals		37	19	29	66	1 / 1		14 / 20	1 / 2	3 / 6					

No.	Goalkeeper	Total			Saves / Shots						
		Saves	Shots	%	1-Pt All	1-Pt Spin	Spin	In-flight	Specialist	Direct Goal	6m
27	KURZKE Nele	9	23	39			8 / 20		1 / 3		
Totals		9	23	39			8 / 20		1 / 3		

DEN - Denmark

Headcoach: HOLMEN Morten

Team Timeout 2nd Period: 9:51

No.	Name	Total				Goals / Shots							Punishments		
		Points	Goals	Shots	%	1-Pt All	1-Pt Spin	Spin	In-flight	Specialist	Direct Goal	6m	S	S+D	DR
2	MADSEN Dina												1		
3	GANDRUP ERNST Freja														
6	TOPPEL Alberte														
8	HANSEN Freja	4	2	5	40			2 / 5							
9	ULRICHSEN Frida	10	5	7	71			5 / 7							
16	VIND Ditte														
17	JORGENSEN Sofie	8	4	7	57			4 / 7							
22	LAERKE Frederikke	4	2	5	40					2 / 5					
28	WINDING Ida	2	1	3	33			1 / 3							
35	FAGER Freja														
Bench/Team															
Totals		28	14	27	52			12 / 22		2 / 5			1		

No.	Goalkeeper	Total			Saves / Shots						
		Saves	Shots	%	1-Pt All	1-Pt Spin	Spin	In-flight	Specialist	Direct Goal	6m
16	VIND Ditte	5	16	31	0 / 1		4 / 12		1 / 3		
35	FAGER Freja	3	11	27			0 / 6	1 / 2	2 / 3		
Totals		8	27	30	0 / 1		4 / 18	1 / 2	3 / 6		

Team Comparison

	1st Period				2nd Period			
	Germany		Denmark		Germany		Denmark	
	Goals/Shots	%	Goals/Shots	%	Goals/Shots	%	Goals/Shots	%
In-flight Shots	0 / 1	0			1 / 1	100		
Spin Shots	9 / 10	90	7 / 12	58	5 / 10	50	5 / 10	50
Specialist Shots	1 / 2	50	0 / 1	0	2 / 4	50	2 / 4	50
1-Point Shots	1 / 1	100						
Direct Goal Shots								
6-meter Shots								
1-Point Spin Shots								



MON 11 AUG 2025
Start Time: 17:10

Results

Match No.: 20
Court 1

Germany 2 vs 0 Denmark

Referees:
CAO Hongjun (CHN)
XU Jian (CHN)

1st Period: 21 - 14
2nd Period: 16 - 14

GER - Germany

No.	Name	Technical skills					
		Assists	Steals	Blocked Shots	Received 6m Fouls	Penalty Fouls	Turnovers
5	WALTER Kirsten Sophie						
8	GETTWART Belen Enja	1					
9	PILZ Emma						1
10	KATTNER Isabel Fabienne						
15	DRACHSLER Julia Constanze Chiara			2			
17	KLINGLER Lena Franziska	1					
18	BORRMANN Pauline						
27	KURZKE Nele						
33	KRETZSCHMAR Lucie Marie		1				
66	MOLLMANN Amelie Johanna						
Team							
Totals		2	1	2			1

DEN - Denmark

No.	Name	Technical skills					
		Assists	Steals	Blocked Shots	Received 6m Fouls	Penalty Fouls	Turnovers
2	MADSEN Dina						
3	GANDRUP ERNST Freja						
6	TOPPEL Alberte						
8	HANSEN Freja						
9	ULRICHSEN Frida						1
16	VIND Ditte						
17	JORGENSEN Sofie						3
22	LAERKE Frederikke						
28	WINDING Ida						1
35	FAGER Freja						
Team							
Totals							5

Running Score

GER - DEN

1st Period

KLINGLER LF	2 : 0	
	2 : 2	JORGENSEN S
KLINGLER LF	4 : 2	
	4 : 4	ULRICHSEN F
GETTWART BE	6 : 4	
	6 : 6	JORGENSEN S
KLINGLER LF	8 : 6	
	8 : 8	ULRICHSEN F
KLINGLER LF	10 : 8	
KLINGLER LF	12 : 8	
	12 : 10	ULRICHSEN F
KLINGLER LF	14 : 10	
	14 : 12	JORGENSEN S
	14 : 14	ULRICHSEN F
PILZ E	16 : 14	
KLINGLER LF	18 : 14	
KATTNER IF	20 : 14	
KLINGLER LF	21 : 14	

2nd Period

	0 : 2	HANSEN F
KLINGLER LF	2 : 2	
KATTNER IF	4 : 2	
	4 : 4	LAERKE F
GETTWART BE	6 : 4	
	6 : 6	LAERKE F
PILZ E	8 : 6	
	8 : 8	HANSEN F
BORRMANN P	10 : 8	
	10 : 10	JORGENSEN S
KLINGLER LF	12 : 10	
	12 : 12	WINDING I
BORRMANN P	14 : 12	
	14 : 14	ULRICHSEN F
BORRMANN P	16 : 14	

Legend:

%	Efficiency	1-Pt	1-Point-Shots	1-Pt Spin	1-Point-Spin Shots	DR	Disqualification with Report
GG	Golden Goal	No.	Number	P6m	6m Penalty Shots	Spin	Spin Shots
S	Suspension	S+D	Suspension+Disqualification				

Timing and Results provided by Tissot

HBBWTEAM4-----SFNL000200--_73 v2.0

Report Created MON 11 AUG 2025 17:50

Page 2 / 2



Start List

Match No.: 17
Court 1

VIE - POR

Referees: DEITERS Bjarne (GER) / STUMPFE Jesper (GER)

Technical Delegate A: LI Dian (CHN)

Technical Delegate B: CALDAS Luiz Filipe (BRA)

VIE - Vietnam

No.	Name	Date of Birth	Competition Statistics					
			MP	Points	1-Pt	2-Pt	S	S+D
1	NGUYEN Thi Nhung	16 MAY 1999	4					
3	LU Ngoc Trinh	25 MAY 1996	4	19	1/1	9/20	2	1
5	NGUYEN THI PHUNG Linh	24 MAY 1996	4	28		14/23		
6	PHAM Thi My Hang	16 OCT 1996	4	32		16/29	1	
7	HA Thi Hanh	30 JUL 1995	4	20		10/15		
8	DAM Thi Thanh Huyen	27 MAY 1997	4	35	1/2	17/23	1	
10	NGUYEN THI ANH Tuyet	12 FEB 2000	4	2	0/1	1/2		
17	TRAN HAI Yen	30 MAR 2005	4			0/1		
18	NGUYEN Thi Tra My	13 OCT 1993	4				1	
26	DO THI NHU Quynh	26 JAN 2003	3					1
Head Coach HUYNH Minh Ngon			Total	136	2/4	67/113	5	1

VIE Played		
PR	DEN	0-2
PR	GER	0-2
PR	ESP	1-2
QF	ARG	0-2

POR - Portugal

No.	Name	Date of Birth	Competition Statistics					
			MP	Points	1-Pt	2-Pt	S	S+D
2	GONCALVES Sofia	21 OCT 2001	4	25	1/1	12/21		
4	PINHO Sara	10 JUN 2000	4	37	1/2	18/31		
7	MENDES Daniela	15 JAN 1995	4	12		6/7		
10	OLIVEIRA Catarina	14 JUL 1991	4				2	
11	GONCALVES Leonor	19 SEP 2000	4	34	0/1	17/29		
13	SANTOS Maria	11 MAY 2001	4	1	1/1		2	
14	TEIXEIRA Catarina	7 MAY 1998	4				1	
22	PAULO Carolina	20 MAY 2003	4	8		4/12		
86	CORRO Helena	30 NOV 1990	4				1	
99	ROQUE Diana	26 FEB 1987	4			0/1		
Head Coach RODRIGUEZ Agustin (ESP)			Total	117	3/5	57/101	6	

POR Played		
PR	ARG	0-2
PR	CHN	2-0
PR	CRO	0-2
QF	ESP	0-2

Note:
Players below the bold line are not playing in this match

Legend:
1-Pt 1-Point Shots **2-Pt** 2-Point Shots **DR** Disqualification+Report **MP** Matches played
No. Uniform Number **PR** Preliminary Round **QF** Quarterfinal **S** Suspensions
S+D Suspensions+Disqualifications



MATCH AND REFEREES REPORT BEACH HANDBALL

<input type="checkbox"/>	WCh
<input type="checkbox"/>	Continental
<input type="checkbox"/>	Youth Olympics

<input type="checkbox"/>	World Cup
<input type="checkbox"/>	International Match
<input checked="" type="checkbox"/>	World Games

<input type="checkbox"/>	Men
<input type="checkbox"/>	Men's J
<input type="checkbox"/>	Men's Y

<input checked="" type="checkbox"/>	Women
<input type="checkbox"/>	Women's J
<input type="checkbox"/>	Women's Y

Matchnumber

W17

A / Home Team

B / Away Team

Final Result

Vietnam			Portugal			
Place	Court No.	Date	Time	Spectators	Report follows	
Chengdu (CHN)	1	11/08/2025	10:50	260	YES	

1 : 2

No.	Team A	P	S	S+D	DR
1	NGUYEN Thi Nhung				
3	LU Ngoc Trinh	19			
5	NGUYEN THI PHUNG Linh	6			
6	PHAM Thi My Hang	12			
7	HA Thi Hanh	4			19:45
8	DAM Thi Thanh Huyen	4			
10	NGUYEN THI ANH Tuyet	2			
17	TRAN HAI Yen				
18	NGUYEN Thi Tra My		5:42		
26	DO THI NHU Quynh	2			
A	HUYNH Minh Ngon				
B					
C					
D					
Sign. Off. A		TTO	-		9:11

No.	Team B	P	S	S+D	DR
2	GONCALVES Sofia	8			
4	PINHO Sara	21			
7	MENDES Daniela	4			
10	OLIVEIRA Catarina	2			
11	GONCALVES Leonor	9			
13	SANTOS Maria		19:06		
14	TEIXEIRA Catarina		12:52		
22	PAULO Carolina	8			
86	CORRO Helena		3:28		
99	ROQUE Diana				
A	RODRIGUEZ Agustin				
B	MEDEIROS Rui				
C	DIPP Andrea				
D					
Sign. Off. A		TTO	-		-

Referees	Nat.	Signature
1	DEITERS Bjarne	GER
2	STUMPFE Jesper	GER

Technical Delegates	Nat.	Signature
A	LI Dian	CHN
B	CALDAS Luiz Filipe	BRA

1st Period					
A	P	B	A	P	B
	1			26	4
3	2	4		27	
	3			28	
3	4	4		29	
	5			30	
6	6	2		31	
	7			32	
3	8	2		33	
	9			34	
3	10	2		35	
	11			36	
3	12	2		37	
	13			38	
3	14	7		39	
	15			40	
3	16	11		41	
	17			42	
10	18	4		43	
	19			44	
	20	22		45	
	21			46	
	22	7		47	
	23			48	
	24	4		49	
	25	11		50	

2nd Period					
A	P	B	A	P	B
	1			26	
6	2	4		27	
	3			28	
5	4	11		29	
	5			30	
6	6	11		31	
	7			32	
5	8	4		33	
	9			34	
8	10	22		35	
	11			36	
3	12	4		37	
	13			38	
6	14	4		39	
	15			40	
6	16			41	
3	17			42	
	18			43	
7	19			44	
	20			45	
7	21			46	
	22			47	
	23			48	
	24			49	
	25			50	

1st Period	18 - 26	2nd Period	21 - 14
Result	0 - 1	Result	1 - 0
Shoot-out		Shoot-out	10 - 12
		Result	0 - 1

Vietnam

No.	8	6	3	5	26	6	3				
DG						8					
6m											
P		2	2	2	2	2					

Portugal

No.	10	2	4	22	11	4	22				
DG											
6m											
P	2		2	2	2	2	2				

Legend:							
6m	6-metre-shot	DG	Direct Goal	DR	Disqualification with Report	GG	Golden Goal
No.	Number	Off.	Official	P	Points	S	Suspension
S+D	Suspension and Disqualification	Sign.	Signature	TTO	Team Timeout		



MON 11 AUG 2025
Start Time: 10:50

Consolation Semifinal 5-8

Results

Match No.: 17
Court 1

Vietnam 1 vs 2 Portugal

Referees:
DEITERS Bjarne (GER)
STUMPFJE Jesper (GER)

1st Period: 18 - 26
2nd Period: 21 - 14
Shoot-out: 10 - 12

VIE - Vietnam

Headcoach: HUYNH Minh Ngon

Team Timeout 2nd Period: 9:11

No.	Name	Total				Goals / Shots							Punishments		
		Points	Goals	Shots	%	1-Pt All	1-Pt Spin	Spin	In-flight	Specialist	Direct Goal	6m	S	S+D	DR
1	NGUYEN Thi Nhung														
3	LU Ngoc Trinh	19	10	11	91	1 / 1		9 / 10							
5	NGUYEN THI PHUNG Linh	6	3	7	43			3 / 7							
6	PHAM Thi My Hang	12	6	6	100			5 / 5	1 / 1						
7	HA Thi Hanh	4	2	3	67					2 / 3					1
8	DAM Thi Thanh Huyen	4	2	5	40			0 / 2	0 / 1		1 / 1	1 / 1			
10	NGUYEN THI ANH Tuyet	2	1	1	100							1 / 1			
17	TRAN HAI Yen														
18	NGUYEN Thi Tra My												1		
26	DO THI NHU Quynh	2	1	1	100			1 / 1							
Bench/Team															
Totals		49	25	34	74	1 / 1		18 / 25	1 / 2	2 / 3	1 / 1	2 / 2	1		1

No.	Goalkeeper	Total			Saves / Shots						
		Saves	Shots	%	1-Pt All	1-Pt Spin	Spin	In-flight	Specialist	Direct Goal	6m
1	NGUYEN Thi Nhung	3	24	13	0 / 2		0 / 15	2 / 4	1 / 3		
6	PHAM Thi My Hang	1	4	25			1 / 4				
17	TRAN HAI Yen	2	5	40			0 / 2	1 / 1	1 / 1		0 / 1
Totals		6	33	18	0 / 2		1 / 21	3 / 5	2 / 4		0 / 1

POR - Portugal

Headcoach: RODRIGUEZ Agustin

No.	Name	Total				Goals / Shots							Punishments		
		Points	Goals	Shots	%	1-Pt All	1-Pt Spin	Spin	In-flight	Specialist	Direct Goal	6m	S	S+D	DR
2	GONCALVES Sofia	8	4	8	50			4 / 7	0 / 1						
4	PINHO Sara	21	11	12	92	1 / 1		9 / 10				1 / 1			
7	MENDES Daniela	4	2	4	50					2 / 4					
10	OLIVEIRA Catarina	2	1	1	100			1 / 1							
11	GONCALVES Leonor	9	5	7	71	1 / 1		4 / 4	0 / 2						
13	SANTOS Maria												1		
14	TEIXEIRA Catarina												1		
22	PAULO Carolina	8	4	5	80			2 / 2	2 / 3						
86	CORRO Helena												1		
99	ROQUE Diana														
Bench/Team															
Totals		52	27	37	73	2 / 2		20 / 24	2 / 6	2 / 4		1 / 1	3		

No.	Goalkeeper	Total			Saves / Shots						
		Saves	Shots	%	1-Pt All	1-Pt Spin	Spin	In-flight	Specialist	Direct Goal	6m
2	GONCALVES Sofia	0	1	0			0 / 1				
10	OLIVEIRA Catarina	0	3	0			0 / 2			0 / 1	
13	SANTOS Maria										
14	TEIXEIRA Catarina	0	1	0			0 / 1				
99	ROQUE Diana	4	24	17	0 / 1		3 / 17	1 / 2	0 / 2		0 / 2
Totals		4	29	14	0 / 1		3 / 21	1 / 2	0 / 2	0 / 1	0 / 2



Results

Match No.: 17
Court 1

Team Comparison	1st Period				2nd Period			
	Vietnam		Portugal		Vietnam		Portugal	
	Goals/Shots	%	Goals/Shots	%	Goals/Shots	%	Goals/Shots	%
In-flight Shots	0 / 1	0	1 / 3	33	1 / 1	100	1 / 3	33
Spin Shots	8 / 11	73	9 / 11	82	6 / 8	75	5 / 6	83
Specialist Shots			2 / 2	100	2 / 3	67	0 / 2	0
1-Point Shots					1 / 1	100		
Direct Goal Shots								
6-meter Shots	1 / 1	100			1 / 1	100	1 / 1	100
1-Point Spin Shots								



Results

Match No.: 17
Court 1

Vietnam 1 vs 2 Portugal

Referees:
DEITERS Bjarne (GER)
STUMPFJE Jesper (GER)

1st Period: 18 - 26
2nd Period: 21 - 14
Shoot-out: 10 - 12

VIE - Vietnam

No.	Name	Technical skills					
		Assists	Steals	Blocked Shots	Received 6m Fouls	Penalty Fouls	Turnovers
1	NGUYEN Thi Nhung						
3	LU Ngoc Trinh	2			1		3
5	NGUYEN THI PHUNG Linh	1			1		1
6	PHAM Thi My Hang						
7	HA Thi Hanh						1
8	DAM Thi Thanh Huyen						
10	NGUYEN THI ANH Tuyet						
17	TRAN HAI Yen						
18	NGUYEN Thi Tra My			2		1	
26	DO THI NHU Quynh						
Team							1
Totals		3		2	2	1	6

POR - Portugal

No.	Name	Technical skills					
		Assists	Steals	Blocked Shots	Received 6m Fouls	Penalty Fouls	Turnovers
2	GONCALVES Sofia						
4	PINHO Sara	2			1		1
7	MENDES Daniela						4
10	OLIVEIRA Catarina						
11	GONCALVES Leonor						
13	SANTOS Maria						
14	TEIXEIRA Catarina			1		2	
22	PAULO Carolina						
86	CORRO Helena			2			
99	ROQUE Diana						
Team							
Totals		2		3	1	2	5

Running Score

VIE - POR

1st Period

0 : 2	PINHO S
LU NT 2 : 2	
2 : 4	PINHO S
LU NT 4 : 4	
4 : 6	GONCALVES S
4 : 8	GONCALVES S
PHAM TMH 6 : 8	
6 : 10	GONCALVES S
LU NT 8 : 10	
8 : 12	GONCALVES S
LU NT 10 : 12	
10 : 14	MENDES D
LU NT 12 : 14	
12 : 16	GONCALVES L
LU NT 14 : 16	
14 : 18	PINHO S
LU NT 16 : 18	
16 : 20	PAULO C
NGUYEN THI ANH T 18 : 20	
18 : 22	MENDES D
18 : 24	PINHO S
18 : 25	GONCALVES L
18 : 26	PINHO S

2nd Period

PHAM TMH 2 : 0	
NGUYEN THI PHUNG L 4 : 0	
4 : 2	PINHO S
PHAM TMH 6 : 2	
6 : 4	GONCALVES L
NGUYEN THI PHUNG L 8 : 4	
DAM TTH 10 : 4	
10 : 6	GONCALVES L
10 : 8	PINHO S
LU NT 12 : 8	
12 : 10	PAULO C
PHAM TMH 14 : 10	
14 : 12	PINHO S
PHAM TMH 16 : 12	
LU NT 17 : 12	
17 : 14	PINHO S
HA TH 19 : 14	
HA TH 21 : 14	

Shoot-out

0 : 2	OLIVEIRA C
PHAM TMH 2 : 2	
LU NT 4 : 2	
4 : 4	PINHO S
NGUYEN THI PHUNG L 6 : 4	
6 : 6	PAULO C
DO THI NHU Q 8 : 6	
8 : 8	GONCALVES L
8 : 10	PINHO S
DAM TTH 10 : 10	
10 : 12	PAULO C

Legend:							
%	Efficiency	1-Pt	1-Point-Shots	1-Pt Spin	1-Point-Spin Shots	DR	Disqualification with Report
GG	Golden Goal	No.	Number	P6m	6m Penalty Shots	Spin	Spin Shots
S	Suspension	S+D	Suspension+Disqualification				



Start List

Match No.: 18
Court 2

CHN - CRO

Referees: BARTKOWIAK Sylwia (POL) / LAKOMY Weronika Monika (POL)

Technical Delegate A: ROLLAND Jerome (FRA)

Technical Delegate B: OPAVA Jiri (CZE)

CHN - People's Republic of China

No.	Name	Date of Birth	Competition Statistics					
			MP	Points	1-Pt	2-Pt	S	S+D
3	YI Pan	9 JAN 2008	4	30	2/2	14/19	1	
5	WEIYU Li	10 SEP 2008	4	12		6/16		
11	JIAYE Pang	10 JAN 2008	4	21	3/3	9/22		
12	WENNA Fan	26 JAN 2007	4			0/1		
18	PING Shen	4 JUL 1983	4	20		10/22		
23	TIANJIE Zhang	30 NOV 1991	4	6		3/6	2	
24	XIANGYAN Rong	13 JUN 2009	4	2		1/1	2	1
26	XIAOYU Dong	30 JUL 2009	4	10		5/10		
29	YUHAN Liu	12 OCT 2000	4					
71	HUI Zan	21 DEC 2008	4	2		1/1	2	1
Head Coach XI Shang			Total	103	5/5	49/98	7	2

CHN Played		
PR	CRO	2-1
PR	POR	0-2
PR	ARG	0-2
QF	GER	0-2

CRO - Croatia

No.	Name	Date of Birth	Competition Statistics					
			MP	Points	1-Pt	2-Pt	S	S+D
1	LOPAC-SKRINJAR Kristijana	18 JAN 1998	4					
2	SMILJANIC Kristina	25 DEC 1991	4	7	1/3	3/7		
4	LESAC Lucia	30 NOV 1999	4	3	1/1	1/2	1	
6	VUCKOVIC Mirna	10 JUL 1992	4	40	0/1	20/30		
7	MIHOLIC Lara	8 APR 2000	4	40	0/1	20/31	1	
12	BUDAN Bruna	24 JUL 2001	4					
14	HARAMINA Anja	29 NOV 2000	4	21	1/4	10/22		
20	GUDELJ Petra	1 DEC 2008	4				1	
21	HUNJADI Katja	13 AUG 2004	4	17	1/2	8/15		
22	GVARDIOL Franka	11 NOV 1999	4					
Head Coach FANTIC Drago			Total	128	4/12	62/107	3	

CRO Played		
PR	CHN	1-2
PR	ARG	0-2
PR	POR	2-0
QF	DEN	0-2

Note:
Players below the bold line are not playing in this match

Legend:

1-Pt	1-Point Shots	2-Pt	2-Point Shots	DR	Disqualification+Report	MP	Matches played
No.	Uniform Number	PR	Preliminary Round	QF	Quarterfinal	S	Suspensions
S+D	Suspensions+Disqualifications						

Final Result

2 : 0

2nd Period					
A	P	B	A	P	B
	1			26	
5	2	21		27	
	3			28	
18	4	7		29	
	5			30	
18	6	21		31	
	7			32	
18	8	6		33	
	9			34	
3	10	21		35	
	11			36	
3	12	6		37	
	13			38	
24	14	7		39	
	15			40	
18	16	6		41	
18	17			42	
	18			43	
	19			44	
	20			45	
	21			46	
	22			47	
	23			48	
	24			49	
	25			50	

1st Period	22 - 20 (GG)		2nd Period	17 - 16 (GG)
Result	1 - 0		Result	1 - 0
Shoot-out			Shoot-out	
			Result	

People's Republic of China											
No.											
DG											
6m											
P											

Croatia											
No.											
DG											
6m											
P											

Legend:							
6m	6-metre-shot	DG	Direct Goal	DR	Disqualification with Report	GG	Golden Goal
No.	Number	Off.	Official	P	Points	S	Suspension
S+D	Suspension and Disqualification	Sign.	Signature	TTO	Team Timeout		



MON 11 AUG 2025
Start Time: 10:50

Consolation Semifinal 5-8

Results

Match No.: 18
Court 2

People's Republic of China 2 vs 0 Croatia

Referees:
BARTKOWIAK Sylwia (POL)
LAKOMY Weronika Monika (POL)

1st Period: 22 - 20 (GG)
2nd Period: 17 - 16 (GG)

CHN - People's Republic of China

Headcoach: XI Shang

Team Timeout 1st Period: 9:41

No.	Name	Total				Goals / Shots							Punishments		
		Points	Goals	Shots	%	1-Pt All	1-Pt Spin	Spin	In-flight	Specialist	Direct Goal	6m	S	S+D	DR
3	YI Pan	10	5	8	63			5 / 8							
5	WEIYU Li	2	1	4	25			1 / 3	0 / 1						
11	JIAYE Pang	4	2	5	40	0 / 1		2 / 4							
12	WENNA Fan														
18	PING Shen	19	10	11	91	1 / 1				6 / 7		3 / 3			
23	TIANJIE Zhang												1	1	
24	XIANGYAN Rong	2	1	1	100			1 / 1							
26	XIAOYU Dong	2	1	1	100					1 / 1					
29	YUHAN Liu														
71	HUI Zan		0	1	0	0 / 1							1		
Bench/Team															
Totals		39	20	31	65	1 / 3		9 / 16	0 / 1	7 / 8		3 / 3	2	1	

No.	Goalkeeper	Total			Saves / Shots						
		Saves	Shots	%	1-Pt All	1-Pt Spin	Spin	In-flight	Specialist	Direct Goal	6m
12	WENNA Fan	4	14	29	1 / 1		1 / 6	2 / 3	0 / 2		0 / 2
29	YUHAN Liu	3	10	30			2 / 6	0 / 1	1 / 3		
Totals		7	25	28	1 / 1		3 / 12	2 / 4	1 / 6		0 / 2

CRO - Croatia

Headcoach: FANTIC Drago

Team Timeouts: 9:31 9:51

No.	Name	Total				Goals / Shots							Punishments		
		Points	Goals	Shots	%	1-Pt All	1-Pt Spin	Spin	In-flight	Specialist	Direct Goal	6m	S	S+D	DR
1	LOPAC-SKRINJAR Kristijana														
2	SMILJANIC Kristina	2	1	3	33	0 / 1		1 / 2							
4	LESAC Lucia		0	1	0	0 / 1							1		
6	VUCKOVIC Mirna	12	6	10	60			3 / 5	1 / 3			2 / 2			
7	MIHOLIC Lara	8	4	7	57	0 / 1		2 / 3	0 / 1	2 / 2					
12	BUDAN Bruna														
14	HARAMINA Anja		0	4	0			0 / 3	0 / 1						
20	GUDELJ Petra														
21	HUNJADI Katja	14	7	9	78	0 / 1		3 / 3	1 / 1	3 / 4					
22	GVARDIOL Franka														
Bench/Team															
Totals		36	18	34	53	0 / 4		9 / 16	2 / 6	5 / 6		2 / 2	1		

No.	Goalkeeper	Total			Saves / Shots						
		Saves	Shots	%	1-Pt All	1-Pt Spin	Spin	In-flight	Specialist	Direct Goal	6m
1	LOPAC-SKRINJAR Kristijana	5	22	23			3 / 11	1 / 1	1 / 7		0 / 3
12	BUDAN Bruna	0	3	0	0 / 1		0 / 1		0 / 1		
Totals		5	25	20	0 / 1		3 / 12	1 / 1	1 / 8		0 / 3

Team Comparison

	1st Period				2nd Period			
	People's Republic of China		Croatia		People's Republic of China		Croatia	
	Goals/Shots	%	Goals/Shots	%	Goals/Shots	%	Goals/Shots	%
In-flight Shots	0 / 1	0	1 / 3	33			1 / 3	33
Spin Shots	5 / 9	56	5 / 8	63	4 / 7	57	4 / 8	50
Specialist Shots	4 / 4	100	2 / 2	100	3 / 4	75	3 / 4	75
1-Point Shots			0 / 3	0	1 / 3	33	0 / 1	0
Direct Goal Shots								
6-meter Shots	2 / 2	100	2 / 2	100	1 / 1	100		
1-Point Spin Shots								

Timing and Results provided by Tissot

HBBWTEAM4-----SF5-000200--_73 v2.0

Report Created MON 11 AUG 2025 11:28

Page 1 / 2



Results

Match No.: 18
Court 2

People's Republic of China 2 vs 0 Croatia

Referees:
BARTKOWIAK Sylwia (POL)
LAKOMY Weronika Monika (POL)

1st Period: 22 - 20 (GG)
2nd Period: 17 - 16 (GG)

CHN - People's Republic of China

No.	Name	Technical skills					
		Assists	Steals	Blocked Shots	Received 6m Fouls	Penalty Fouls	Turnovers
3	YI Pan		2				3
5	WEIYU Li						
11	JIAYE Pang	3			3		3
12	WENNA Fan						
18	PING Shen						2
23	TIANJIE Zhang		1				
24	XIANGYAN Rong					1	1
26	XIAOYU Dong						
29	YUHAN Liu						
71	HUI Zan		1	2		1	
Team							
Totals		3	4	2	3	2	9

CRO - Croatia

No.	Name	Technical skills					
		Assists	Steals	Blocked Shots	Received 6m Fouls	Penalty Fouls	Turnovers
1	LOPAC-SKRINJAR Kristijana						
2	SMILJANIC Kristina	2					2
4	LESAC Lucia			3		2	
6	VUCKOVIC Mirna						
7	MIHOLIC Lara	1			1		1
12	BUDAN Bruna						
14	HARAMINA Anja						1
20	GUDELJ Petra		1			1	
21	HUNJADI Katja	1			1		1
22	GWARDIOL Franka						
Team							1
Totals		4	1	3	2	3	6

Running Score

CHN - CRO

1st Period

0	:	2	MIHOLIC L
0	:	4	MIHOLIC L
0	:	6	VUCKOVIC M
2	:	6	JIAYE P
4	:	6	PING S
6	:	6	XIAOYU D
6	:	8	VUCKOVIC M
8	:	8	YI P
8	:	10	VUCKOVIC M
8	:	12	HUNJADI K
10	:	12	PING S
10	:	14	SMILJANIC K
12	:	14	PING S
12	:	16	HUNJADI K
14	:	16	JIAYE P
14	:	18	HUNJADI K
16	:	18	YI P
16	:	20	HUNJADI K
18	:	20	YI P
20	:	20	PING S
22 (GG)	:	20	PING S

2nd Period

2	:	0	WEIYU L
2	:	2	HUNJADI K
4	:	2	PING S
4	:	4	MIHOLIC L
4	:	6	HUNJADI K
4	:	8	VUCKOVIC M
4	:	10	HUNJADI K
6	:	10	PING S
8	:	10	PING S
10	:	10	YI P
10	:	12	VUCKOVIC M
12	:	12	YI P
12	:	14	MIHOLIC L
14	:	14	XIANGYAN R
14	:	16	VUCKOVIC M
16	:	16	PING S
17 (GG)	:	16	PING S

Legend:							
%	Efficiency	1-Pt	1-Point-Shots	1-Pt Spin	1-Point-Spin Shots	DR	Disqualification with Report
GG	Golden Goal	No.	Number	P6m	6m Penalty Shots	Spin	Spin Shots
S	Suspension	S+D	Suspension+Disqualification				



SUN 10 AUG 2025
Start Time: 10:00

Start List

Match No.: 13
Court 1

ARG - VIE

Referees: JOHANSSON GOMER Johan Olof (SWE) / GOMER Martin (SWE)

Technical Delegate A: LI Dian (CHN)

Technical Delegate B: GONZALEZ CASALES Paola (ESP)

ARG - Argentina

No.	Name	Date of Birth	Competition Statistics						
			MP	Points	1-Pt	2-Pt	S	S+D	DR
2	GAMBA Giuliana	22 MAR 2001	3				1	1	
4	BALSAS Lucila	3 JUN 2000	3	10		5/8			
5	CORIMBERTO Fiorella	29 AUG 2001	3	30		15/20			
6	MOLINA Alma	7 APR 2004	3						
10	TURNES Zoe	26 JUL 2000	3				1		
11	ARCAJO Agostina	23 JUL 2004	3	15	1/1	7/13			
12	SUAREZ Constanza	10 FEB 2005	3	2		1/1			
13	BONOMI Gisella	19 MAR 2000	3	48	2/2	23/34			
15	GALLO Florencia	9 MAR 2005	3	15	1/3	7/9			
20	SCORDAMAGLIA Luciana	17 JUL 1994	3				3		
Head Coach BRUNATI Leticia			Total	120	4/6	58/85	5	1	

ARG Played		
PR	POR	2-0
PR	CRO	2-0
PR	CHN	2-0

VIE - Vietnam

No.	Name	Date of Birth	Competition Statistics						
			MP	Points	1-Pt	2-Pt	S	S+D	DR
1	NGUYEN Thi Nhung	16 MAY 1999	3						
3	LU Ngoc Trinh	25 MAY 1996	3	19	1/1	9/18	1		
5	NGUYEN THI PHUNG Linh	24 MAY 1996	3	20		10/15			
6	PHAM Thi My Hang	16 OCT 1996	3	24		12/23	1		
7	HA Thi Hanh	30 JUL 1995	3	18		9/14			
8	DAM Thi Thanh Huyen	27 MAY 1997	3	29	1/1	14/18	1		
10	NGUYEN THI ANH Tuyet	12 FEB 2000	3	2	0/1	1/2			
17	TRAN HAI Yen	30 MAR 2005	3			0/1			
18	NGUYEN Thi Tra My	13 OCT 1993	3				1		
26	DO THI NHU Quynh	26 JAN 2003	2						1
Head Coach HUYNH Minh Ngon			Total	112	2/3	55/91	4		1

VIE Played		
PR	DEN	0-2
PR	GER	0-2
PR	ESP	1-2

Note:
Players below the bold line are not playing in this match

Legend:							
1-Pt	1-Point Shots	2-Pt	2-Point Shots	DR	Disqualification+Report	MP	Matches played
No.	Uniform Number	PR	Preliminary Round	S	Suspensions	S+D	Suspensions+Disqualifications



MATCH AND REFEREES REPORT

BEACH HANDBALL

<input type="checkbox"/>	WCh
<input type="checkbox"/>	Continental
<input type="checkbox"/>	Youth Olympics

<input type="checkbox"/>	World Cup
<input type="checkbox"/>	International Match
<input checked="" type="checkbox"/>	World Games

<input type="checkbox"/>	Men
<input type="checkbox"/>	Men's J
<input type="checkbox"/>	Men's Y

<input checked="" type="checkbox"/>	Women
<input type="checkbox"/>	Women's J
<input type="checkbox"/>	Women's Y

Matchnumber

W13

A / Home Team

B / Away Team

Final Result

Argentina			Vietnam			
Place	Court No.	Date	Time	Spectators	Report follows	
Chengdu (CHN)	1	10/08/2025	10:00	206	NO	

2 : 0

No.	Team A	P	S	S+D	DR
2	GAMBA Giuliana				
4	BALSAS Lucila	1			
5	CORIMBERTO Fiorella	12			
6	MOLINA Alma				
10	TURNES Zoe	5			
11	ARCAJO Agostina	4			
12	SUAREZ Constanza				
13	BONOMI Gisella	4			
15	GALLO Florencia	7			
20	SCORDAMAGLIA Luciana		9:29		
A	BRUNATI Leticia				
B	MECCIA Celeste				
C	SANZ Gustavo Andres				
D	ETIENNE Andres				
Sign. Off. A		TTO	-	9:56	

No.	Team B	P	S	S+D	DR
1	NGUYEN Thi Nhung				
3	LU Ngoc Trinh		7:59	12:40	
5	NGUYEN THI PHUNG Linh	8			
6	PHAM Thi My Hang	8			
7	HA Thi Hanh	2			
8	DAM Thi Thanh Huyen	6			
10	NGUYEN THI ANH Tuyet				
17	TRAN HAI Yen				
18	NGUYEN Thi Tra My				
26	DO THI NHU Quynh				
A	HUYNH Minh Ngon				
B					
C					
D					
Sign. Off. A		TTO	-	9:51	

Referees	Nat.	Signature
1	JOHANSSON GOMER Johan Olof	SWE
2	GOMER Martin	SWE

Technical Delegates	Nat.	Signature
A	LI Dian	CHN
B	GONZALEZ CASALES Paola	ESP

1st Period					
A	P	B	A	P	B
	1			26	
5	2	8		27	
	3			28	
13	4	8		29	
	5			30	
5	6	6		31	
	7			32	
15	8	5		33	
4	9			34	
	10	8		35	
5	11			36	
15	12			37	
	13			38	
13	14			39	
	15			40	
5	16			41	
	17			42	
15	18			43	
	19			44	
	20			45	
	21			46	
	22			47	
	23			48	
	24			49	
	25			50	

2nd Period					
A	P	B	A	P	B
	1			26	
11	2	5		27	
	3			28	
5	4	5		29	
	5			30	
11	6	5		31	
	7			32	
15	8	6		33	
	9			34	
10	10	6		35	
	11			36	
10	12	6		37	
	13			38	
5	14	7		39	
10	15			40	
	16			41	
	17			42	
	18			43	
	19			44	
	20			45	
	21			46	
	22			47	
	23			48	
	24			49	
	25			50	

1st Period	18 - 10		2nd Period	15 - 14 (GG)
Result	1 - 0		Result	1 - 0
Shoot-out			Shoot-out	
			Result	

Argentina

No.																			
DG																			
6m																			
P																			
Vietnam																			
No.																			
DG																			
6m																			
P																			

Legend:							
6m	6-metre-shot	DG	Direct Goal	DR	Disqualification with Report	GG	Golden Goal
No.	Number	Off.	Official	P	Points	S	Suspension
S+D	Suspension and Disqualification	Sign.	Signature	TTO	Team Timeout		



SUN 10 AUG 2025
Start Time: 10:00

Results

Match No.: 13
Court 1

Argentina 2 vs 0 Vietnam

Referees:
JOHANSSON GOMER Johan Olof (SWE)
GOMER Martin (SWE)

1st Period: 18 - 10
2nd Period: 15 - 14 (GG)

ARG - Argentina

Headcoach: BRUNATI Leticia

Team Timeout 2nd Period: 9:56

No.	Name	Total				Goals / Shots							Punishments		
		Points	Goals	Shots	%	1-Pt All	1-Pt Spin	Spin	In-flight	Specialist	Direct Goal	6m	S	S+D	DR
2	GAMBA Giuliana														
4	BALSAS Lucila	1	1	2	50	1 / 1		0 / 1							
5	CORIMBERTO Fiorella	12	6	9	67	0 / 1		3 / 3	2 / 2			1 / 3			
6	MOLINA Alma														
10	TURNES Zoe	5	3	3	100	1 / 1						2 / 2			
11	ARCAJO Agostina	4	2	3	67			2 / 2		0 / 1					
12	SUAREZ Constanza														
13	BONOMI Gisella	4	2	6	33				2 / 6						
15	GALLO Florencia	7	4	6	67	1 / 2		1 / 2		2 / 2					
20	SCORDAMAGLIA Luciana												1		
Bench/Team															
Totals		33	18	29	62	3 / 5		6 / 8	4 / 8	2 / 3		3 / 5	1		

No.	Goalkeeper	Total			Saves / Shots						
		Saves	Shots	%	1-Pt All	1-Pt Spin	Spin	In-flight	Specialist	Direct Goal	6m
12	SUAREZ Constanza	6	18	33			4 / 12	1 / 1	0 / 1		1 / 4
15	GALLO Florencia										
Totals		6	18	33			4 / 12	1 / 1	0 / 1		1 / 4

VIE - Vietnam

Headcoach: HUYNH Minh Ngan

Team Timeout 2nd Period: 9:51

No.	Name	Total				Goals / Shots							Punishments		
		Points	Goals	Shots	%	1-Pt All	1-Pt Spin	Spin	In-flight	Specialist	Direct Goal	6m	S	S+D	DR
1	NGUYEN Thi Nhung														
3	LU Ngoc Trinh		0	2	0			0 / 2					1	1	
5	NGUYEN THI PHUNG Linh	8	4	8	50			4 / 7	0 / 1						
6	PHAM Thi My Hang	8	4	6	67			4 / 6							
7	HA Thi Hanh	2	1	1	100					1 / 1					
8	DAM Thi Thanh Huyen	6	3	6	50	0 / 1		0 / 1				3 / 4			
10	NGUYEN THI ANH Tuyet														
17	TRAN HAI Yen														
18	NGUYEN Thi Tra My														
26	DO THI NHU Quynh														
Bench/Team															
Totals		24	12	23	52	0 / 1		8 / 16	0 / 1	1 / 1		3 / 4	1	1	

No.	Goalkeeper	Total			Saves / Shots						
		Saves	Shots	%	1-Pt All	1-Pt Spin	Spin	In-flight	Specialist	Direct Goal	6m
1	NGUYEN Thi Nhung	2	10	20	0 / 1		0 / 3	1 / 4			1 / 2
7	HA Thi Hanh										
17	TRAN HAI Yen	3	13	23	0 / 2		2 / 5	1 / 2	0 / 2		0 / 2
Totals		5	23	22	0 / 3		2 / 8	2 / 6	0 / 2		1 / 4

Team Comparison

	1st Period				2nd Period			
	Argentina		Vietnam		Argentina		Vietnam	
	Goals/Shots	%	Goals/Shots	%	Goals/Shots	%	Goals/Shots	%
In-flight Shots	4 / 5	80			0 / 3	0	0 / 1	0
Spin Shots	3 / 4	75	2 / 8	25	3 / 4	75	6 / 8	75
Specialist Shots	1 / 2	50			1 / 1	100	1 / 1	100
1-Point Shots	2 / 2	100			1 / 3	33	0 / 1	0
Direct Goal Shots								
6-meter Shots	0 / 1	0	3 / 3	100	3 / 4	75	0 / 1	0
1-Point Spin Shots								

Timing and Results provided by Tissot



SUN 10 AUG 2025
Start Time: 10:00

Results

Match No.: 13
Court 1

Argentina 2 vs 0 Vietnam

Referees:
JOHANSSON GOMER Johan Olof (SWE)
GOMER Martin (SWE)

1st Period: 18 - 10
2nd Period: 15 - 14 (GG)

ARG - Argentina

No.	Name	Technical skills					
		Assists	Steals	Blocked Shots	Received 6m Fouls	Penalty Fouls	Turnovers
2	GAMBA Giuliana		1			1	
4	BALSAS Lucila	3			1		1
5	CORIMBERTO Fiorella				1		2
6	MOLINA Alma		1				
10	TURNES Zoe				1	1	1
11	ARCAJO Agostina						
12	SUAREZ Constanza						1
13	BONOMI Gisella	2			2		
15	GALLO Florencia	2					1
20	SCORDAMAGLIA Luciana		1	3		2	
Team							
Totals		7	3	3	5	4	6

Running Score

ARG - VIE

1st Period

CORIMBERTO F	2	:	0
BONOMI G	4	:	0
	4	:	2
CORIMBERTO F	6	:	2
GALLO F	8	:	2
	8	:	4
	8	:	6
BALSAS L	9	:	6
CORIMBERTO F	11	:	6
	11	:	8
GALLO F	12	:	8
BONOMI G	14	:	8
CORIMBERTO F	16	:	8
	16	:	10
GALLO F	18	:	10

2nd Period

ARCAJO A	2	:	0
CORIMBERTO F	4	:	0
	4	:	2
ARCAJO A	6	:	2
	6	:	4
GALLO F	8	:	4
	8	:	6
	8	:	8
TURNES Z	10	:	8
	10	:	10
TURNES Z	12	:	10
	12	:	12
CORIMBERTO F	14	:	12
	14	:	14
TURNES Z	15 (GG)	:	14

VIE - Vietnam

No.	Name	Technical skills					
		Assists	Steals	Blocked Shots	Received 6m Fouls	Penalty Fouls	Turnovers
1	NGUYEN Thi Nhung						
3	LU Ngoc Trinh					2	
5	NGUYEN THI PHUNG Linh	1			1		2
6	PHAM Thi My Hang	1	1		1	1	1
7	HA Thi Hanh						4
8	DAM Thi Thanh Huyen			1	2		1
10	NGUYEN THI ANH Tuyet		1				1
17	TRAN HAI Yen						
18	NGUYEN Thi Tra My		1	1		1	
26	DO THI NHU Quynh					1	
Team							
Totals		2	3	2	4	5	9

Legend:

%	Efficiency	1-Pt	1-Point-Shots	1-Pt Spin	1-Point-Spin Shots	DR	Disqualification with Report
GG	Golden Goal	No.	Number	P6m	6m Penalty Shots	Spin	Spin Shots
S	Suspension	S+D	Suspension+Disqualification				

Timing and Results provided by Tissot

HBBWTEAM4-----QFNL000100--_73 v4.0

Report Created SUN 10 AUG 2025 10:43

Page 2 / 2



SUN 10 AUG 2025
Start Time: 11:40

Start List

Match No.: 14
Court 1

ESP - POR

Referees: PAYDA Soleiman (IRI) / KIANI Mohammadjavad (IRI)

Technical Delegate A: ROLLAND Jerome (FRA)

Technical Delegate B: KRAJCAR Nevena (CRO)

ESP - Spain

No.	Name	Date of Birth	Competition Statistics						
			MP	Points	1-Pt	2-Pt	S	S+D	DR
3	BATISTA PORTERO Maria Asuncion	26 SEP 1993	3	32		16/20	1		
8	TORRAS PARERA Mireia	2 MAY 1996	3	17	1/1	8/12			
10	TRUJILLO ARTEAGA Maria	1 MAY 2004	3				1		
16	ENCINAS GUARDADO Patricia	14 SEP 1992	3	6		3/5			
17	DIAZ GONZALEZ Alba	16 JAN 2000	3	5	1/1	2/6	1		
19	SEMPERE AGULLO Miriam	19 NOV 1995	3						
25	GONZALEZ POUDEREUX Violeta	26 JUN 1993	3						
37	LAGUNA CONTRERAS Jimena	8 DEC 2000	3	37	1/1	18/23			
41	GONZALEZ LLAMBRICH Mariam	14 OCT 2005	3	24		12/23	1		
77	SANCHEZ FLORENTINO Gemma del Pilar	19 APR 2000	3						
Head Coach MORILLO BARO Juan Pablo			Total	121	3/3	59/89	4		

ESP Played		
PR	GER	0-2
PR	DEN	2-0
PR	VIE	2-1

POR - Portugal

No.	Name	Date of Birth	Competition Statistics						
			MP	Points	1-Pt	2-Pt	S	S+D	DR
2	GONCALVES Sofia	21 OCT 2001	3	23	1/1	11/18			
4	PINHO Sara	10 JUN 2000	3	29	1/2	14/22			
7	MENDES Daniela	15 JAN 1995	3	8		4/5			
10	OLIVEIRA Catarina	14 JUL 1991	3				1		
11	GONCALVES Leonor	19 SEP 2000	3	28	0/1	14/22			
13	SANTOS Maria	11 MAY 2001	3	1	1/1		2		
14	TEIXEIRA Catarina	7 MAY 1998	3				1		
22	PAULO Carolina	20 MAY 2003	3	8		4/11			
86	CORRO Helena	30 NOV 1990	3				1		
99	ROQUE Diana	26 FEB 1987	3						
Head Coach RODRIGUEZ Agustin (ESP)			Total	97	3/5	47/78	5		

POR Played		
PR	ARG	0-2
PR	CHN	2-0
PR	CRO	0-2

Note:
Players below the bold line are not playing in this match

Legend:							
1-Pt	1-Point Shots	2-Pt	2-Point Shots	DR	Disqualification+Report	MP	Matches played
No.	Uniform Number	PR	Preliminary Round	S	Suspensions	S+D	Suspensions+Disqualifications

Timing and Results provided by Tissot

HBBWTEAM4-----QFNL000200--_51 v1.0

Report Created SUN 10 AUG 2025 9:10

Page 1 / 1



X	Women
	Women's J
	Women's Y

W14

Final Result

2 : 0

2nd Period					
A	P	B	A	P	B
	1			26	
37	2	11		27	
	3			28	
41	4	11		29	
	5			30	
41	6	4		31	
	7			32	
3	8	2		33	
	9			34	
8	10	4		35	
	11			36	
41	12	4		37	
	13			38	
3	14	7		39	
	15			40	
37	16			41	
37	17			42	
41	18			43	
	19			44	
	20			45	
	21			46	
	22			47	
	23			48	
	24			49	
	25			50	

1st Period	20 - 6		2nd Period	18 - 14
Result	1 - 0		Result	1 - 0
Shoot-out			Shoot-out	
			Result	

Spain											
No.											
DG											
6m											
P											

Portugal											
No.											
DG											
6m											
P											

Legend:							
6m	6-metre-shot	DG	Direct Goal	DR	Disqualification with Report	GG	Golden Goal
No.	Number	Off.	Official	P	Points	S	Suspension
S+D	Suspension and Disqualification	Sig.	Signature	TTO	Team Timeout		



SUN 10 AUG 2025

Start Time: 11:40

Results

Match No.: 14

Court 1

Spain 2 vs 0 Portugal

Referees:

PAYDA Soleiman (IRI)

KIANI Mohammadjavad (IRI)

1st Period: 20 - 6

2nd Period: 18 - 14

ESP - Spain

Headcoach: MORILLO BARO Juan Pablo

Team Timeout 2nd Period: 8:28

No.	Name	Total				Goals / Shots							Punishments		
		Points	Goals	Shots	%	1-Pt All	1-Pt Spin	Spin	In-flight	Specialist	Direct Goal	6m	S	S+D	DR
3	BATISTA PORTERO Maria Asuncion	7	4	6	67	1 / 1		1 / 1	2 / 4						
8	TORRAS PARERA Mireia	8	4	5	80					4 / 5					
10	TRUJILLO ARTEAGA Maria														
16	ENCINAS GUARDADO Patricia														
17	DIAZ GONZALEZ Alba														
19	SEMPERE AGULLO Miriam														
25	GONZALEZ POUDEREUX Violeta														
37	LAGUNA CONTRERAS Jimena	8	5	6	83	2 / 2		2 / 3				1 / 1	1		
41	GONZALEZ LLAMBRICH Mariam	15	8	8	100	1 / 1		6 / 6	1 / 1				1		
77	SANCHEZ FLORENTINO Gemma del Pilar														
Bench/Team															
Totals		38	21	25	84	4 / 4		9 / 10	3 / 5	4 / 5		1 / 1	2		

No.	Goalkeeper	Total			Saves / Shots						
		Saves	Shots	%	1-Pt All	1-Pt Spin	Spin	In-flight	Specialist	Direct Goal	6m
16	ENCINAS GUARDADO Patricia	7	11	64			3 / 5	2 / 3	1 / 2		1 / 1
19	SEMPERE AGULLO Miriam	3	9	33			2 / 6	1 / 2	0 / 1		
Totals		10	20	50			5 / 11	3 / 5	1 / 3		1 / 1

POR - Portugal

Headcoach: RODRIGUEZ Agustin

Team Timeouts: 4:24 5:49

No.	Name	Total				Goals / Shots							Punishments		
		Points	Goals	Shots	%	1-Pt All	1-Pt Spin	Spin	In-flight	Specialist	Direct Goal	6m	S	S+D	DR
2	GONCALVES Sofia	2	1	3	33			1 / 3							
4	PINHO Sara	8	4	9	44			4 / 8				0 / 1			
7	MENDES Daniela	4	2	2	100					2 / 2					
10	OLIVEIRA Catarina												1		
11	GONCALVES Leonor	6	3	7	43			1 / 2	2 / 4	0 / 1					
13	SANTOS Maria														
14	TEIXEIRA Catarina														
22	PAULO Carolina		0	1	0				0 / 1						
86	CORRO Helena														
99	ROQUE Diana		0	1	0				0 / 1						
Bench/Team															
Totals		20	10	23	43			6 / 13	2 / 6	2 / 3		0 / 1	1		

No.	Goalkeeper	Total			Saves / Shots						
		Saves	Shots	%	1-Pt All	1-Pt Spin	Spin	In-flight	Specialist	Direct Goal	6m
99	ROQUE Diana	1	22	5	0 / 4		0 / 9	1 / 4	0 / 4		0 / 1
Totals		1	22	5	0 / 4		0 / 9	1 / 4	0 / 4		0 / 1

Team Comparison

	1st Period				2nd Period			
	Spain		Portugal		Spain		Portugal	
	Goals/Shots	%	Goals/Shots	%	Goals/Shots	%	Goals/Shots	%
In-flight Shots	1 / 3	33	1 / 2	50	2 / 2	100	1 / 4	25
Spin Shots	4 / 5	80	1 / 4	25	5 / 5	100	5 / 9	56
Specialist Shots	3 / 3	100	1 / 2	50	1 / 2	50	1 / 1	100
1-Point Shots	2 / 2	100			2 / 2	100		
Direct Goal Shots								
6-meter Shots	1 / 1	100	0 / 1	0				
1-Point Spin Shots								



SUN 10 AUG 2025
Start Time: 11:40

Results

Match No.: 14
Court 1

Spain 2 vs 0 Portugal

Referees:
PAYDA Soleiman (IRI)
KIANI Mohammadjavad (IRI)

1st Period: 20 - 6
2nd Period: 18 - 14

ESP - Spain

No.	Name	Technical skills					
		Assists	Steals	Blocked Shots	Received 6m Fouls	Penalty Fouls	Turnovers
3	BATISTA PORTERO Maria Asuncion						
8	TORRAS PARERA Mireia						1
10	TRUJILLO ARTEAGA Maria		3			1	
16	ENCINAS GUARDADO Patricia						
17	DIAZ GONZALEZ Alba		2				
19	SEMPERE AGULLO Miriam						
25	GONZALEZ POUDEREUX Violeta						
37	LAGUNA CONTRERAS Jimena	3					7
41	GONZALEZ LLAMBRICH Mariam	1			1		
77	SANCHEZ FLORENTINO Gemma del Pilar						
Team							
Totals		4	5		1	1	8

Running Score ESP - POR

1st Period	
TORRAS PARERA M	2 : 0
GONZALEZ LLAMBRICH	4 : 0
	4 : 2 MENDES D
TORRAS PARERA M	6 : 2
GONZALEZ LLAMBRICH	8 : 2
LAGUNA CONTRERAS J	10 : 2
GONZALEZ LLAMBRICH	12 : 2
GONZALEZ LLAMBRICH	14 : 2
BATISTA PORTERO MA	16 : 2
	16 : 4 GONCALVES L
TORRAS PARERA M	18 : 4
	18 : 6 PINHO S
LAGUNA CONTRERAS J	19 : 6
BATISTA PORTERO MA	20 : 6

POR - Portugal

No.	Name	Technical skills					
		Assists	Steals	Blocked Shots	Received 6m Fouls	Penalty Fouls	Turnovers
2	GONCALVES Sofia						
4	PINHO Sara	2			1		6
7	MENDES Daniela						1
10	OLIVEIRA Catarina					1	
11	GONCALVES Leonor						2
13	SANTOS Maria						
14	TEIXEIRA Catarina						
22	PAULO Carolina						2
86	CORRO Helena						1
99	ROQUE Diana						
Team							
Totals		2			1	1	12

2nd Period	
LAGUNA CONTRERAS J	2 : 0
GONZALEZ LLAMBRICH	4 : 0
	4 : 2 GONCALVES L
	4 : 4 GONCALVES L
GONZALEZ LLAMBRICH	6 : 4
BATISTA PORTERO MA	8 : 4
	8 : 6 PINHO S
TORRAS PARERA M	10 : 6
GONZALEZ LLAMBRICH	12 : 6
BATISTA PORTERO MA	14 : 6
LAGUNA CONTRERAS J	16 : 6
	16 : 8 GONCALVES S
LAGUNA CONTRERAS J	17 : 8
	17 : 10 PINHO S
	17 : 12 PINHO S
GONZALEZ LLAMBRICH	18 : 12
	18 : 14 MENDES D

Legend:							
%	Efficiency	1-Pt	1-Point-Shots	1-Pt Spin	1-Point-Spin Shots	DR	Disqualification with Report
GG	Golden Goal	No.	Number	P6m	6m Penalty Shots	Spin	Spin Shots
S	Suspension	S+D	Suspension+Disqualification				



SUN 10 AUG 2025
Start Time: 15:30

Start List

Match No.: 15
Court 1

GER - CHN

Referees: BRASIL Lucas (BRA) / SANTOS Wictor (BRA)

Technical Delegate A: KRAJCAR Nevena (CRO)

Technical Delegate B: ROLLAND Jerome (FRA)

GER - Germany

No.	Name	Date of Birth	Competition Statistics						
			MP	Points	1-Pt	2-Pt	S	S+D	DR
5	WALTER Kirsten Sophie	21 FEB 1996	3						
8	GETTWART Belen Enja	15 MAR 2002	3	18		9/14			
9	PILZ Emma	9 JUL 2009	3	14		7/11			
10	KATTNER Isabel Fabienne	17 OCT 2000	3	36		18/28			
15	DRACHSLER Julia Constanze Chiara	22 AUG 1998	3				1		
17	KLINGLER Lena Franziska	3 OCT 2000	3	29	1/1	14/19			
18	BORRMANN Pauline	29 JUL 2007	3	22	2/2	10/13			
27	KURZKE Nele	16 JUN 1990	3	4		2/3			
33	KRETZSCHMAR Lucie Marie	7 AUG 2000	3				1		
66	MOLLMANN Amelie Johanna	22 MAY 2001	3	8		4/4			
Head Coach NOVAKOVIC Alexander Daniel			Total	131	3/3	64/92	2		

GER Played		
PR	ESP	2-0
PR	VIE	2-0
PR	DEN	2-0

CHN - People's Republic of China

No.	Name	Date of Birth	Competition Statistics						
			MP	Points	1-Pt	2-Pt	S	S+D	DR
3	YI Pan	9 JAN 2008	3	26	2/2	12/17	1		
5	WEIYU Li	10 SEP 2008	3	8		4/12			
11	JIAYE Pang	10 JAN 2008	3	17	1/1	8/20			
12	WENNA Fan	26 JAN 2007	3			0/1			
18	PING Shen	4 JUL 1983	3	20		10/17			
23	TIANJIE Zhang	30 NOV 1991	3	6		3/6	1		
24	XIANGYAN Rong	13 JUN 2009	3	2		1/1	1		
26	XIAOYU Dong	30 JUL 2009	3	6		3/5			
29	YUHAN Liu	12 OCT 2000	3						
71	HUI Zan	21 DEC 2008	3	2		1/1	1	1	
Head Coach XI Shang			Total	87	3/3	42/80	4	1	

CHN Played		
PR	CRO	2-1
PR	POR	0-2
PR	ARG	0-2

Note:
Players below the bold line are not playing in this match

Legend:							
1-Pt	1-Point Shots	2-Pt	2-Point Shots	DR	Disqualification+Report	MP	Matches played
No.	Uniform Number	PR	Preliminary Round	S	Suspensions	S+D	Suspensions+Disqualifications

Final Result

2 : 0

2nd Period					
A	P	B	A	P	B
	1	11		26	
17	2			27	
	3	5		28	
10	4			29	
	5	26		30	
10	6			31	
	7			32	
17	8			33	
	9			34	
17	10			35	
	11			36	
18	12			37	
	13			38	
10	14			39	
18	15			40	
33	16			41	
	17			42	
10	18			43	
	19			44	
8	20			45	
	21			46	
18	22			47	
	23			48	
	24			49	
	25			50	

1st Period	28 - 11		2nd Period	22 - 5
Result	1 - 0		Result	1 - 0
Shoot-out			Shoot-out	
			Result	

Germany											
No.											
DG											
6m											
P											

People's Republic of China											
No.											
DG											
6m											
P											

Legend:							
6m	6-metre-shot	DG	Direct Goal	DR	Disqualification with Report	GG	Golden Goal
No.	Number	Off.	Official	P	Points	S	Suspension
S+D	Suspension and Disqualification	Sign.	Signature	TTO	Team Timeout		



SUN 10 AUG 2025
Start Time: 15:30

Results

Match No.: 15
Court 1

Germany 2 vs 0 People's Republic of China

Referees:
BRASIL Lucas (BRA)
SANTOS Wictor (BRA)

1st Period: 28 - 11
2nd Period: 22 - 5

GER - Germany

Headcoach: NOVAKOVIC Alexander Daniel

No.	Name	Total				Goals / Shots							Punishments		
		Points	Goals	Shots	%	1-Pt All	1-Pt Spin	Spin	In-flight	Specialist	Direct Goal	6m	S	S+D	DR
5	WALTER Kirsten Sophie														
8	GETTWARE Belen Enja	8	4	4	100			4 / 4							
9	PILZ Emma		0	2	0					0 / 2					
10	KATTNER Isabel Fabienne	16	8	8	100			2 / 2	6 / 6						
15	DRACHSLER Julia Constanze Chiara														
17	KLINGLER Lena Franziska	10	5	8	63			5 / 8							
18	BORRMANN Pauline	13	7	8	88	1 / 1		2 / 3				4 / 4			
27	KURZKE Nele	2	1	2	50						1 / 2				
33	KRETZSCHMAR Lucie Marie	1	1	1	100	1 / 1									
66	MOLLMANN Amelie Johanna		0	1	0			0 / 1							
Bench/Team															
Totals		50	26	34	76	2 / 2		13 / 18	6 / 6	0 / 2	1 / 2	4 / 4			

No.	Goalkeeper	Total			Saves / Shots						
		Saves	Shots	%	1-Pt All	1-Pt Spin	Spin	In-flight	Specialist	Direct Goal	6m
27	KURZKE Nele	6	15	40	0 / 2		1 / 5	1 / 2	4 / 6		
Totals		6	15	40	0 / 2		1 / 5	1 / 2	4 / 6		

CHN - People's Republic of China

Headcoach: XI Shang

Team Timeout 2nd Period: 4:14

No.	Name	Total				Goals / Shots							Punishments		
		Points	Goals	Shots	%	1-Pt All	1-Pt Spin	Spin	In-flight	Specialist	Direct Goal	6m	S	S+D	DR
3	YI Pan	4	2	2	100			2 / 2							
5	WEIYU Li	4	2	4	50			2 / 4							
11	JIAYE Pang	4	3	4	75	2 / 2			1 / 2						
12	WENNA Fan														
18	PING Shen		0	5	0					0 / 5					
23	TIANJIE Zhang												1		
24	XIANGYAN Rong												1	1	
26	XIAOYU Dong	4	2	5	40					2 / 5					
29	YUHAN Liu														
71	HUI Zan												1		
Bench/Team															
Totals		16	9	20	45	2 / 2		4 / 6	1 / 2	2 / 10			3	1	

No.	Goalkeeper	Total			Saves / Shots						
		Saves	Shots	%	1-Pt All	1-Pt Spin	Spin	In-flight	Specialist	Direct Goal	6m
12	WENNA Fan	0	9	0			0 / 3	0 / 2		0 / 1	0 / 3
29	YUHAN Liu	6	23	26	0 / 2		3 / 13	0 / 4	2 / 2	1 / 1	0 / 1
Totals		6	32	19	0 / 2		3 / 16	0 / 6	2 / 2	1 / 2	0 / 4

Team Comparison

	1st Period				2nd Period			
	Germany		People's Republic of China		Germany		People's Republic of China	
	Goals/Shots	%	Goals/Shots	%	Goals/Shots	%	Goals/Shots	%
In-flight Shots	4 / 4	100	1 / 1	100	2 / 2	100	0 / 1	0
Spin Shots	7 / 9	78	3 / 3	100	6 / 9	67	1 / 3	33
Specialist Shots			1 / 7	14	0 / 2	0	1 / 3	33
1-Point Shots			1 / 1	100	2 / 2	100	1 / 1	100
Direct Goal Shots	1 / 1	100			0 / 1	0		
6-meter Shots	2 / 2	100			2 / 2	100		
1-Point Spin Shots								



SUN 10 AUG 2025
Start Time: 15:30

Results

Match No.: 15
Court 1

Germany 2 vs 0 People's Republic of China

Referees:
BRASIL Lucas (BRA)
SANTOS Wictor (BRA)

1st Period: 28 - 11
2nd Period: 22 - 5

GER - Germany

No.	Name	Technical skills					
		Assists	Steals	Blocked Shots	Received 6m Fouls	Penalty Fouls	Turnovers
5	WALTER Kirsten Sophie		1				
8	GETTWART Belen Enja	6					1
9	PILZ Emma						1
10	KATTNER Isabel Fabienne	4			4		
15	DRACHSLER Julia Constanze Chiara			2			1
17	KLINGLER Lena Franziska						
18	BORRMANN Pauline						
27	KURZKE Nele						
33	KRETZSCHMAR Lucie Marie		5	1			
66	MOLLMANN Amelie Johanna						
Team							
Totals		10	6	3	4		3

CHN - People's Republic of China

No.	Name	Technical skills					
		Assists	Steals	Blocked Shots	Received 6m Fouls	Penalty Fouls	Turnovers
3	YI Pan	1					2
5	WEIYU Li						5
11	JIAYE Pang						1
12	WENNA Fan						
18	PING Shen						3
23	TIANJIE Zhang		1			1	
24	XIANGYAN Rong					2	
26	XIAOYU Dong						4
29	YUHAN Liu						1
71	HUI Zan					1	
Team							
Totals		1	1			4	16

Running Score GER - CHN

1st Period	
GETTWART BE	2 : 0
BORRMANN P	4 : 0
KURZKE N	6 : 0
	6 : 2 YI P
KLINGLER LF	8 : 2
GETTWART BE	10 : 2
	10 : 4 JIAYE P
KATTNER IF	12 : 4
KATTNER IF	14 : 4
	14 : 6 XIAOYU D
GETTWART BE	16 : 6
BORRMANN P	18 : 6
	18 : 8 WEIYU L
KLINGLER LF	20 : 8
	20 : 9 JIAYE P
BORRMANN P	22 : 9
KATTNER IF	24 : 9
KATTNER IF	26 : 9
	26 : 11 YI P
BORRMANN P	28 : 11

2nd Period	
KLINGLER LF	2 : 0
KATTNER IF	4 : 0
KATTNER IF	6 : 0
KLINGLER LF	8 : 0
KLINGLER LF	10 : 0
BORRMANN P	12 : 0
KATTNER IF	14 : 0
	14 : 1 JIAYE P
	14 : 3 WEIYU L
BORRMANN P	15 : 3
KRETZSCHMAR LM	16 : 3
KATTNER IF	18 : 3
GETTWART BE	20 : 3
	20 : 5 XIAOYU D
BORRMANN P	22 : 5

Legend:							
%	Efficiency	1-Pt	1-Point-Shots	1-Pt Spin	1-Point-Spin Shots	DR	Disqualification with Report
GG	Golden Goal	No.	Number	P6m	6m Penalty Shots	Spin	Spin Shots
S	Suspension	S+D	Suspension+Disqualification				



SUN 10 AUG 2025
Start Time: 17:10

Start List

Match No.: 16
Court 1

CRO - DEN

Referees: CAO Hongjun (CHN) / XU Jian (CHN)

Technical Delegate A: CALDAS Luiz Filipe (BRA)

Technical Delegate B: ROLLAND Jerome (FRA)

CRO - Croatia

No.	Name	Date of Birth	Competition Statistics						
			MP	Points	1-Pt	2-Pt	S	S+D	DR
1	LOPAC-SKRINJAR Kristijana	18 JAN 1998	3						
2	SMILJANIC Kristina	25 DEC 1991	3	7	1/3	3/7			
4	LESAC Lucia	30 NOV 1999	3	2		1/2	1		
6	VUCKOVIC Mirna	10 JUL 1992	3	32	0/1	16/22			
7	MIHOLIC Lara	8 APR 2000	3	38	0/1	19/27	1		
12	BUDAN Bruna	24 JUL 2001	3						
14	HARAMINA Anja	29 NOV 2000	3	19	1/3	9/17			
20	GUDELJ Petra	1 DEC 2008	3				1		
21	HUNJADI Katja	13 AUG 2004	3	10		5/8			
22	GVARDIOL Franka	11 NOV 1999	3						
Head Coach FANTIC Drago			Total	108	2/8	53/83	3		

CRO Played		
PR	CHN	1-2
PR	ARG	0-2
PR	POR	2-0

DEN - Denmark

No.	Name	Date of Birth	Competition Statistics						
			MP	Points	1-Pt	2-Pt	S	S+D	DR
2	MADSEN Dina	30 AUG 2003	3						
3	GANDRUP ERNST Freja	5 AUG 2004	3				1		
6	TOPPEL Alberte	7 MAY 2003	3			0/1	1		
8	HANSEN Freja	11 MAR 2003	3	6		3/5			
9	ULRICHSEN Frida	11 SEP 2000	3	30	0/1	15/19			
16	VIND Ditte	2 JAN 1994	3						
17	JORGENSEN Sofie	24 FEB 2002	3	22		11/19			
22	LAERKE Frederikke	7 JAN 1995	3	18	0/1	9/14	1		
28	WINDING Ida	2 DEC 2001	3	26	0/1	13/23			
35	FAGER Freja	23 AUG 2006	3			0/1			
Head Coach HOLMEN Morten			Total	102	0/3	51/83	3		

DEN Played		
PR	VIE	2-0
PR	ESP	0-2
PR	GER	0-2

Note:
Players below the bold line are not playing in this match

Legend:		2-Pt		DR		MP	
1-Pt	1-Point Shots	2-Pt	2-Point Shots	DR	Disqualification+Report	MP	Matches played
No.	Uniform Number	PR	Preliminary Round	S	Suspensions	S+D	Suspensions+Disqualifications



MATCH AND REFEREES REPORT

BEACH HANDBALL

<input type="checkbox"/>	WCh
<input type="checkbox"/>	Continental
<input type="checkbox"/>	Youth Olympics

<input type="checkbox"/>	World Cup
<input type="checkbox"/>	International Match
<input checked="" type="checkbox"/>	World Games

<input type="checkbox"/>	Men
<input type="checkbox"/>	Men's J
<input type="checkbox"/>	Men's Y

<input checked="" type="checkbox"/>	Women
<input type="checkbox"/>	Women's J
<input type="checkbox"/>	Women's Y

Matchnumber

W16

A / Home Team

B / Away Team

Final Result

Croatia			Denmark			
Place	Court No.	Date	Time	Spectators	Report follows	
Chengdu (CHN)	1	10/08/2025	17:10	300	NO	

0 : 2

No.	Team A	P	S	S+D	DR
1	LOPAC-SKRINJAR Kristijana				
2	SMILJANIC Kristina				
4	LESAC Lucia	1			
6	VUCKOVIC Mirna	8			
7	MIHOLIC Lara	2			
12	BUDAN Bruna				
14	HARAMINA Anja	2			
20	GUDELJ Petra				
21	HUNJADI Katja	7			
22	GVARDIOL Franka				
A	FANTIC Drago				
B	GREBENAR Josipa				
C	CUREK Lukrecija				
D	TARAS Ante				
Sign. Off. A		TTO	5:25	9:43	

No.	Team B	P	S	S+D	DR
2	MADSEN Dina				
3	GANDRUP ERNST Freja				
6	TOPPEL Alberte		10:27		
8	HANSEN Freja	2			
9	ULRICHSEN Frida	7			
16	VIND Ditte				
17	JORGENSEN Sofie	6			
22	LAERKE Frederikke	8			
28	WINDING Ida	10			
35	FAGER Freja				
A	HOLMEN Morten				
B	NIELSEN Mikkel				
C	LUNDGAARD Frederik				
D	THOMSEN Anders				
Sign. Off. A		TTO	-	-	

Referees	Nat.	Signature
1	CAO Hongjun	CHN
2	XU Jian	CHN

Technical Delegates	Nat.	Signature
A	CALDAS Luiz Filipe	BRA
B	ROLLAND Jerome	FRA

1st Period					
A	P	B	A	P	B
	1			26	
7	2	28		27	
	3			28	
14	4	9		29	
	5			30	
6	6	17		31	
	7			32	
6	8	28		33	
	9			34	
	10	9		35	
	11			36	
	12	28		37	
	13			38	
	14	28		39	
	15			40	
	16	22		41	
	17	9		42	
	18	9		43	
	19	9		44	
	20			45	
	21			46	
	22			47	
	23			48	
	24			49	
	25			50	

2nd Period					
A	P	B	A	P	B
4	1			26	
	2	22		27	
6	3			28	
	4	8		29	
21	5			30	
	6	22		31	
6	7			32	
21	8	17		33	
	9			34	
21	10	17		35	
	11			36	
21	12	28		37	
	13			38	
	14	22		39	
	15			40	
	16			41	
	17			42	
	18			43	
	19			44	
	20			45	
	21			46	
	22			47	
	23			48	
	24			49	
	25			50	

1st Period	8 - 19	2nd Period	12 - 14
Result	0 - 1	Result	0 - 1
Shoot-out		Shoot-out	
		Result	

Croatia

No.																			
DG																			
6m																			
P																			
Denmark																			
No.																			
DG																			
6m																			
P																			

Legend:							
6m	6-metre-shot	DG	Direct Goal	DR	Disqualification with Report	GG	Golden Goal
No.	Number	Off.	Official	P	Points	S	Suspension
S+D	Suspension and Disqualification	Sign.	Signature	TTO	Team Timeout		



SUN 10 AUG 2025
Start Time: 17:10

Results

Match No.: 16
Court 1

Croatia 0 vs 2 Denmark

Referees:
CAO Hongjun (CHN)
XU Jian (CHN)

1st Period: 8 - 19
2nd Period: 12 - 14

CRO - Croatia

Headcoach: FANTIC Drago

Team Timeouts: 5:25 9:43

No.	Name	Total				Goals / Shots							Punishments		
		Points	Goals	Shots	%	1-Pt All	1-Pt Spin	Spin	In-flight	Specialist	Direct Goal	6m	S	S+D	DR
1	LOPAC-SKRINJAR Kristijana														
2	SMILJANIC Kristina														
4	LESAC Lucia	1	1	1	100	1 / 1									
6	VUCKOVIC Mirna	8	4	8	50			1 / 5	2 / 2			1 / 1			
7	MIHOLIC Lara	2	1	4	25			1 / 4							
12	BUDAN Bruna														
14	HARAMINA Anja	2	1	6	17	0 / 1		1 / 4	0 / 1						
20	GUDELJ Petra														
21	HUNJADI Katja	7	4	9	44	1 / 2		2 / 6	1 / 1						
22	GVARDIOL Franka														
Bench/Team															
Totals		20	11	28	39	2 / 4		5 / 19	3 / 4			1 / 1			

No.	Goalkeeper	Total			Saves / Shots						
		Saves	Shots	%	1-Pt All	1-Pt Spin	Spin	In-flight	Specialist	Direct Goal	6m
1	LOPAC-SKRINJAR Kristijana	4	18	22			3 / 13		1 / 4		0 / 1
12	BUDAN Bruna	0	4	0	0 / 3				0 / 1		
Totals		4	22	18	0 / 3		3 / 13		1 / 5		0 / 1

DEN - Denmark

Headcoach: HOLMEN Morten

No.	Name	Total				Goals / Shots							Punishments		
		Points	Goals	Shots	%	1-Pt All	1-Pt Spin	Spin	In-flight	Specialist	Direct Goal	6m	S	S+D	DR
2	MADSEN Dina														
3	GANDRUP ERNST Freja														
6	TOPPEL Alberte												1		
8	HANSEN Freja	2	1	1	100			1 / 1							
9	ULRICHSEN Frida	7	5	5	100	3 / 3		1 / 1				1 / 1			
16	VIND Ditte														
17	JORGENSEN Sofie	6	3	3	100			3 / 3							
22	LAERKE Frederikke	8	4	5	80					4 / 5					
28	WINDING Ida	10	5	10	50			5 / 10							
35	FAGER Freja														
Bench/Team															
Totals		33	18	24	75	3 / 3		10 / 15		4 / 5		1 / 1	1		

No.	Goalkeeper	Total			Saves / Shots						
		Saves	Shots	%	1-Pt All	1-Pt Spin	Spin	In-flight	Specialist	Direct Goal	6m
16	VIND Ditte	7	15	47	1 / 2		6 / 10	0 / 2			0 / 1
35	FAGER Freja	2	5	40	0 / 1		1 / 2	1 / 2			
Totals		9	20	45	1 / 3		7 / 12	1 / 4			0 / 1

Team Comparison

	1st Period				2nd Period			
	Croatia		Denmark		Croatia		Denmark	
	Goals/Shots	%	Goals/Shots	%	Goals/Shots	%	Goals/Shots	%
In-flight Shots	1 / 2	50			2 / 2	100		
Spin Shots	3 / 10	30	6 / 7	86	2 / 9	22	4 / 8	50
Specialist Shots			1 / 1	100			3 / 4	75
1-Point Shots	0 / 1	0	3 / 3	100	2 / 3	67		
Direct Goal Shots								
6-meter Shots			1 / 1	100	1 / 1	100		
1-Point Spin Shots								

Timing and Results provided by Tissot

HBBWTEAM4-----QFNL000400--_73 v2.0

Report Created SUN 10 AUG 2025 17:41

Page 1 / 2



SUN 10 AUG 2025
Start Time: 17:10

Results

Match No.: 16
Court 1

Croatia 0 vs 2 Denmark

Referees:
CAO Hongjun (CHN)
XU Jian (CHN)

1st Period: 8 - 19
2nd Period: 12 - 14

CRO - Croatia

No.	Name	Technical skills					
		Assists	Steals	Blocked Shots	Received 6m Fouls	Penalty Fouls	Turnovers
1	LOPAC-SKRINJAR Kristijana						
2	SMILJANIC Kristina	2					
4	LESAC Lucia						
6	VUCKOVIC Mirna						
7	MIHOLIC Lara						1
12	BUDAN Bruna						
14	HARAMINA Anja	1					
20	GUDELJ Petra					1	
21	HUNJADI Katja	1			1		
22	GVARDIOL Franka						1
Team							
Totals		4			1	1	2

Running Score

CRO - DEN

1st Period

0	:	2	WINDING I
MIHOLIC L	:	2	
2	:	4	ULRICHSEN F
2	:	6	JORGENSEN S
HARAMINA A	:	6	
4	:	8	WINDING I
4	:	10	ULRICHSEN F
4	:	12	WINDING I
4	:	14	WINDING I
4	:	16	LAERKE F
4	:	17	ULRICHSEN F
VUCKOVIC M	:	17	
6	:	18	ULRICHSEN F
VUCKOVIC M	:	18	
8	:	19	ULRICHSEN F

DEN - Denmark

No.	Name	Technical skills					
		Assists	Steals	Blocked Shots	Received 6m Fouls	Penalty Fouls	Turnovers
2	MADSEN Dina			1		1	
3	GANDRUP ERNST Freja						
6	TOPPEL Alberte						
8	HANSEN Freja						2
9	ULRICHSEN Frida						1
16	VIND Ditte						
17	JORGENSEN Sofie	1			1		1
22	LAERKE Frederikke						1
28	WINDING Ida						
35	FAGER Freja						
Team							
Totals		1		1	1	1	5

2nd Period

LESAC L	:	0	
VUCKOVIC M	:	0	
3	:	2	LAERKE F
HUNJADI K	:	2	
VUCKOVIC M	:	2	
7	:	4	HANSEN F
7	:	6	LAERKE F
7	:	8	JORGENSEN S
HUNJADI K	:	8	
8	:	10	JORGENSEN S
HUNJADI K	:	10	
10	:	12	WINDING I
HUNJADI K	:	12	
12	:	14	LAERKE F

Legend:

%	Efficiency	1-Pt	1-Point-Shots	1-Pt Spin	1-Point-Spin Shots	DR	Disqualification with Report
GG	Golden Goal	No.	Number	P6m	6m Penalty Shots	Spin	Spin Shots
S	Suspension	S+D	Suspension+Disqualification				

Timing and Results provided by Tissot

HBBWTEAM4-----QFNL000400--_73 v2.0

Report Created SUN 10 AUG 2025 17:41

Page 2 / 2



Start List

Match No.: 1
Court 1

CHN - CRO

Referees: DEITERS Bjarne (GER) / STUMPFE Jesper (GER)

Technical Delegate A: CALDAS Luiz Filipe (BRA)
Technical Delegate B: OPAVA Jiri (CZE)

CHN - People's Republic of China

No.	Name	Date of Birth	Competition Statistics						
			MP	Points	1-Pt	2-Pt	S	S+D	DR
3	YI Pan	9 JAN 2008							
5	WEIYU Li	10 SEP 2008							
11	JIAYE Pang	10 JAN 2008							
12	WENNA Fan	26 JAN 2007							
18	PING Shen	4 JUL 1983							
23	TIANJIE Zhang	30 NOV 1991							
24	XIANGYAN Rong	13 JUN 2009							
26	XIAOYU Dong	30 JUL 2009							
29	YUHAN Liu	12 OCT 2000							
71	HUI Zan	21 DEC 2008							
Head Coach XI Shang			Total						

CHN Played		
PR	CRO	7 AUG
PR	POR	8 AUG
PR	ARG	9 AUG

CRO - Croatia

No.	Name	Date of Birth	Competition Statistics						
			MP	Points	1-Pt	2-Pt	S	S+D	DR
1	LOPAC-SKRINJAR Kristijana	18 JAN 1998							
2	SMILJANIC Kristina	25 DEC 1991							
4	LESAC Lucia	30 NOV 1999							
6	VUCKOVIC Mirna	10 JUL 1992							
7	MIHOLIC Lara	8 APR 2000							
12	BUDAN Bruna	24 JUL 2001							
14	HARAMINA Anja	29 NOV 2000							
20	GUDELJ Petra	1 DEC 2008							
21	HUNJADI Katja	13 AUG 2004							
22	GVARDIOL Franka	11 NOV 1999							
Head Coach FANTIC Drago			Total						

CRO Played		
PR	CHN	7 AUG
PR	ARG	8 AUG
PR	POR	9 AUG

Note:
Players below the bold line are not playing in this match

Legend:		2-Pt		DR		MP	
1-Pt	1-Point Shots	2-Pt	2-Point Shots	DR	Disqualification+Report	MP	Matches played
No.	Uniform Number	PR	Preliminary Round	S	Suspensions	S+D	Suspensions+Disqualifications



MATCH AND REFEREES REPORT

BEACH HANDBALL

<input type="checkbox"/>	WCh
<input type="checkbox"/>	Continental
<input type="checkbox"/>	Youth Olympics

<input type="checkbox"/>	World Cup
<input type="checkbox"/>	International Match
<input checked="" type="checkbox"/>	World Games

<input type="checkbox"/>	Men
<input type="checkbox"/>	Men's J
<input type="checkbox"/>	Men's Y

<input checked="" type="checkbox"/>	Women
<input type="checkbox"/>	Women's J
<input type="checkbox"/>	Women's Y

Matchnumber

W01

A / Home Team

B / Away Team

Final Result

People's Republic of China			Croatia		
Place	Court No.	Date	Time	Spectators	Report follows
Chengdu (CHN)	1	07/08/2025	10:00		NO

2 : 1

No.	Team A	P	S	S+D	DR
3	YI Pan	10			
5	WEIYU Li				
11	JIAYE Pang	11			
12	WENNA Fan				
18	PING Shen	6			
23	TIANJIE Zhang	4			
24	XIANGYAN Rong	2			
26	XIAOYU Dong	2			
29	YUHAN Liu				
71	HUI Zan	2			
A	XI Shang				
B	LIJUN Wu				
C	XIANXIN Lang				
D					
Sign. Off. A		TTO	8:05	-	

No.	Team B	P	S	S+D	DR
1	LOPAC-SKRINJAR Kristijana				
2	SMILJANIC Kristina	4			
4	LESAC Lucia	2			
6	VUCKOVIC Mirna	6			
7	MIHOLIC Lara	16			
12	BUDAN Bruna				
14	HARAMINA Anja	6			
20	GUDELJ Petra				
21	HUNJADI Katja	6			
22	GVARDIOL Franka				
A	FANTIC Drago				
B	GREBENAR Josipa				
C	CUREK Lukrecija				
D	TARAS Ante				
Sign. Off. A		TTO	9:58	9:49	

Referees	Nat.	Signature
1 DEITERS Bjarne	GER	
2 STUMPFE Jesper	GER	

Technical Delegates	Nat.	Signature
A CALDAS Luiz Filipe	BRA	
B OPAVA Jiri	CZE	

1st Period					
A	P	B	A	P	B
	1			26	
23	2	4		27	
	3			28	
11	4	7		29	
	5			30	
18	6	7		31	
	7			32	
23	8	6		33	
11	9			34	
	10	21		35	
18	11			36	
	12	7		37	
11	13			38	
	14	6		39	
	15			40	
	16	14		41	
	17			42	
	18	2		43	
	19			44	
	20	21		45	
	21			46	
	22			47	
	23			48	
	24			49	
	25			50	

2nd Period					
A	P	B	A	P	B
	1			26	
3	2	7		27	
	3			28	
3	4	7		29	
	5			30	
3	6	2		31	
	7			32	
18	8	21		33	
	9			34	
11	10	14		35	
	11			36	
26	12	7		37	
	13			38	
3	14	7		39	
	15			40	
11	16			41	
	17			42	
	18			43	
	19			44	
	20			45	
	21			46	
	22			47	
	23			48	
	24			49	
	25			50	

1st Period	13 - 20	2nd Period	16 - 14
Result	0 - 1	Result	1 - 0
Shoot-out		Shoot-out	8 - 6
		Result	1 - 0

People's Republic of China

No.	11	3	71	24	11						
DG					12						
6m											
P	2	2	2	2							
Croatia											
No.	2	14	7	4	6						
DG											
6m											
P		2	2		2						

Legend:	6m	DG	DR	GG
	6-metre-shot	Direct Goal	Disqualification with Report	Golden Goal
No.	Number	Off.	P	S
S+D	Suspension and Disqualification	Sign.	TTO	Suspension
		Official	Points	
		Signature	Team Timeout	

THU 7 AUG 2025
Start Time: 10:00

Preliminary Round - Group B

Results

Match No.: 1
Court 1

People's Republic of China 2 vs 1 Croatia

Referees:
DEITERS Bjarne (GER)
STUMPFE Jesper (GER)1st Period: 13 - 20
2nd Period: 16 - 14
Shoot-out: 8 - 6

CHN - People's Republic of China

Headcoach: XI Shang

Team Timeout 1st Period: 8:05

No.	Name	Total				Goals / Shots							Punishments		
		Points	Goals	Shots	%	1-Pt All	1-Pt Spin	Spin	In-flight	Specialist	Direct Goal	6m	S	S+D	DR
3	YI Pan	10	5	6	83			5 / 5	0 / 1						
5	WEIYU Li														
11	JIAYE Pang	11	6	11	55	1 / 1	1 / 1	3 / 7	2 / 2			0 / 1			
12	WENNA Fan		0	1	0						0 / 1				
18	PING Shen	6	3	4	75					3 / 4					
23	TIANJIE Zhang	4	2	3	67			1 / 1	1 / 2						
24	XIANGYAN Rong	2	1	1	100			1 / 1							
26	XIAOYU Dong	2	1	1	100					1 / 1					
29	YUHAN Liu														
71	HUI Zan	2	1	1	100				1 / 1						
Bench/Team															
Totals		37	19	28	68	1 / 1	1 / 1	10 / 14	4 / 6	4 / 5	0 / 1	0 / 1			

No.	Goalkeeper	Total			Saves / Shots						
		Saves	Shots	%	1-Pt All	1-Pt Spin	Spin	In-flight	Specialist	Direct Goal	6m
12	WENNA Fan	11	24	46	1 / 1		5 / 11	4 / 7	0 / 4		1 / 1
29	YUHAN Liu	1	8	13			1 / 6	0 / 1	0 / 1		
Totals		12	32	38	1 / 1		6 / 17	4 / 8	0 / 5		1 / 1

CRO - Croatia

Headcoach: FANTIC Drago

Team Timeouts: 9:58 9:49

No.	Name	Total				Goals / Shots							Punishments		
		Points	Goals	Shots	%	1-Pt All	1-Pt Spin	Spin	In-flight	Specialist	Direct Goal	6m	S	S+D	DR
1	LOPAC-SKRINJAR Kristijana														
2	SMILJANIC Kristina	4	2	6	33	0 / 1		2 / 5							
4	LESAC Lucia	2	1	2	50			1 / 2							
6	VUCKOVIC Mirna	6	3	6	50			1 / 2	2 / 4						
7	MIHOLIC Lara	16	8	12	67	0 / 1		4 / 6		4 / 5					
12	BUDAN Bruna														
14	HARAMINA Anja	6	3	8	38	0 / 1		3 / 6	0 / 1						
20	GUDELJ Petra														
21	HUNJADI Katja	6	3	6	50				2 / 3	1 / 2		0 / 1			
22	GVARDIOL Franka														
Bench/Team															
Totals		40	20	40	50	0 / 3		11 / 21	4 / 8	5 / 7		0 / 1			

No.	Goalkeeper	Total			Saves / Shots						
		Saves	Shots	%	1-Pt All	1-Pt Spin	Spin	In-flight	Specialist	Direct Goal	6m
1	LOPAC-SKRINJAR Kristijana	4	18	22			2 / 10	1 / 4	1 / 4		
2	SMILJANIC Kristina										
6	VUCKOVIC Mirna	0	2	0			0 / 1	0 / 1			
12	BUDAN Bruna	2	5	40	0 / 1	0 / 1	0 / 1	1 / 1	0 / 1	1 / 1	
Totals		6	25	24	0 / 1	0 / 1	2 / 12	2 / 6	1 / 5	1 / 1	

Team Comparison

	1st Period				2nd Period			
	People's Republic of China		Croatia		People's Republic of China		Croatia	
	Goals/Shots	%	Goals/Shots	%	Goals/Shots	%	Goals/Shots	%
In-flight Shots	1 / 3	33	3 / 4	75	2 / 2	100	1 / 4	25
Spin Shots	3 / 5	60	6 / 10	60	4 / 6	67	2 / 6	33
Specialist Shots	2 / 2	100	1 / 2	50	2 / 3	67	4 / 5	80
1-Point Shots	1 / 1	100	0 / 2	0			0 / 1	0
Direct Goal Shots								
6-meter Shots	0 / 1	0					0 / 1	0
1-Point Spin Shots	1 / 1	100						

Timing and Results provided by Tissot

HBBWTEAM4-----GPB-000100--_73 v1.0

Report Created THU 7 AUG 2025 10:45

Page 1 / 2



Results

Match No.: 1
Court 1

People's Republic of China 2 vs 1 Croatia

Referees:
DEITERS Bjarne (GER)
STUMPFE Jesper (GER)

1st Period: 13 - 20
2nd Period: 16 - 14
Shoot-out: 8 - 6

CHN - People's Republic of China

No.	Name	Technical skills					
		Assists	Steals	Blocked Shots	Received 6m Fouls	Penalty Fouls	Turnovers
3	YI Pan	2			1		4
5	WEIYU Li						2
11	JIAYE Pang			1			1
12	WENNA Fan	1					1
18	PING Shen	2					1
23	TIANJIE Zhang						2
24	XIANGYAN Rong					1	
26	XIAOYU Dong						
29	YUHAN Liu						
71	HUI Zan						
Team							
Totals		5		1	1	1	11

CRO - Croatia

No.	Name	Technical skills					
		Assists	Steals	Blocked Shots	Received 6m Fouls	Penalty Fouls	Turnovers
1	LOPAC-SKRINJAR Kristijana						
2	SMILJANIC Kristina	6					
4	LESAC Lucia	1	1			1	
6	VUCKOVIC Mirna				1		
7	MIHOLIC Lara						
12	BUDAN Bruna						
14	HARAMINA Anja						
20	GUDELJ Petra		1				
21	HUNJADI Katja						2
22	GVARDIOL Franka						
Team							
Totals		7	2		1	1	2

Running Score

CHN - CRO

1st Period

0	:	2	LESAC L
0	:	4	MIHOLIC L
0	:	6	MIHOLIC L
TIANJIE Z	:	2	6
2	:	8	VUCKOVIC M
2	:	10	HUNJADI K
JIAYE P	:	4	10
4	:	12	MIHOLIC L
PING S	:	6	12
6	:	14	VUCKOVIC M
6	:	16	HARAMINA A
TIANJIE Z	:	8	16
8	:	18	SMILJANIC K
JIAYE P	:	9	18
9	:	20	HUNJADI K
PING S	:	11	20
JIAYE P	:	13	20

2nd Period

0	:	2	MIHOLIC L
YI P	:	2	2
YI P	:	4	2
YI P	:	6	2
6	:	4	MIHOLIC L
PING S	:	8	4
8	:	6	SMILJANIC K
8	:	8	HUNJADI K
JIAYE P	:	10	8
10	:	10	HARAMINA A
XIAOYU D	:	12	10
12	:	12	MIHOLIC L
YI P	:	14	12
14	:	14	MIHOLIC L
JIAYE P	:	16	14

Shoot-out

JIAYE P	:	2	:	0
YI P	:	4	:	0
4	:	2	:	HARAMINA A
HUI Z	:	6	:	2
6	:	4	:	MIHOLIC L
XIANGYAN R	:	8	:	4
8	:	6	:	VUCKOVIC M

Legend:

%	Efficiency	1-Pt	1-Point-Shots	1-Pt Spin	1-Point-Spin Shots	DR	Disqualification with Report
GG	Golden Goal	No.	Number	P6m	6m Penalty Shots	Spin	Spin Shots
S	Suspension	S+D	Suspension+Disqualification				



Start List

Match No.: 2
Court 2

ARG - POR

Referees: RADUT Corina-Floriana (ROU) / ENACHE Daniela-Andreea (ROU)

Technical Delegate A: GONZALEZ CASALES Paola (ESP)

Technical Delegate B: LI Dian (CHN)

ARG - Argentina

No.	Name	Date of Birth	Competition Statistics						
			MP	Points	1-Pt	2-Pt	S	S+D	DR
2	GAMBA Giuliana	22 MAR 2001							
4	BALSAS Lucila	3 JUN 2000							
5	CORIMBERTO Fiorella	29 AUG 2001							
6	MOLINA Alma	7 APR 2004							
10	TURNES Zoe	26 JUL 2000							
11	ARCAJO Agostina	23 JUL 2004							
12	SUAREZ Constanza	10 FEB 2005							
13	BONOMI Gisella	19 MAR 2000							
15	GALLO Florencia	9 MAR 2005							
20	SCORDAMAGLIA Luciana	17 JUL 1994							
Head Coach BRUNATI Leticia			Total						

ARG Played		
PR	POR	7 AUG
PR	CRO	8 AUG
PR	CHN	9 AUG

POR - Portugal

No.	Name	Date of Birth	Competition Statistics						
			MP	Points	1-Pt	2-Pt	S	S+D	DR
2	GONCALVES Sofia	21 OCT 2001							
4	PINHO Sara	10 JUN 2000							
7	MENDES Daniela	15 JAN 1995							
10	OLIVEIRA Catarina	14 JUL 1991							
11	GONCALVES Leonor	19 SEP 2000							
13	SANTOS Maria	11 MAY 2001							
14	TEIXEIRA Catarina	7 MAY 1998							
22	PAULO Carolina	20 MAY 2003							
86	CORRO Helena	30 NOV 1990							
99	ROQUE Diana	26 FEB 1987							
Head Coach RODRIGUEZ Agustin (ESP)			Total						

POR Played		
PR	ARG	7 AUG
PR	CHN	8 AUG
PR	CRO	9 AUG

Note:
Players below the bold line are not playing in this match

Legend:
1-Pt 1-Point Shots **2-Pt** 2-Point Shots **DR** Disqualification+Report **MP** Matches played
No. Uniform Number **PR** Preliminary Round **S** Suspensions **S+D** Suspensions+Disqualifications



MATCH AND REFEREES REPORT

BEACH HANDBALL

<input type="checkbox"/>	WCh
<input type="checkbox"/>	Continental
<input type="checkbox"/>	Youth Olympics

<input type="checkbox"/>	World Cup
<input type="checkbox"/>	International Match
<input checked="" type="checkbox"/>	World Games

<input type="checkbox"/>	Men
<input type="checkbox"/>	Men's J
<input type="checkbox"/>	Men's Y

<input checked="" type="checkbox"/>	Women
<input type="checkbox"/>	Women's J
<input type="checkbox"/>	Women's Y

Matchnumber

W02

A / Home Team

B / Away Team

Final Result

Argentina			Portugal			
Place	Court No.	Date	Time	Spectators	Report follows	
Chengdu (CHN)	2	07/08/2025	10:00	260	NO	

2 : 0

No.	Team A	P	S	S+D	DR
2	GAMBA Giuliana				
4	BALSAS Lucila	4			
5	CORIMBERTO Fiorella	6			
6	MOLINA Alma				
10	TURNES Zoe				
11	ARCAJO Agostina	7			
12	SUAREZ Constanza				
13	BONOMI Gisella	9			
15	GALLO Florencia	3			
20	SCORDAMAGLIA Luciana		15:28		
A	BRUNATI Leticia				
B	MECCIA Celeste				
C	SANZ Gustavo Andres				
D	ETIENNE Andres				
Sign. Off. A		TTO	-	-	

No.	Team B	P	S	S+D	DR
2	GONCALVES Sofia	10			
4	PINHO Sara	7			
7	MENDES Daniela	2			
10	OLIVEIRA Catarina				
11	GONCALVES Leonor	6			
13	SANTOS Maria		14:33		
14	TEIXEIRA Catarina				
22	PAULO Carolina				
86	CORRO Helena				
99	ROQUE Diana				
A	RODRIGUEZ Agustin				
B	MEDEIROS Rui				
C	DIPP Andrea				
D					
Sign. Off. A		TTO	-	-	

Referees	Nat.	Signature
1	RADUT Corina-Floriana	ROU
2	ENACHE Daniela-Andreea	ROU

Technical Delegates	Nat.	Signature
A	GONZALEZ CASALES Paola	ESP
B	LI Dian	CHN

1st Period					
A	P	B	A	P	B
	1			26	
11	2	2		27	
	3			28	
5	4	2		29	
	5	4		30	
13	6			31	
	7	4		32	
13	8			33	
	9	11		34	
5	10			35	
	11	11		36	
5	12			37	
	13	11		38	
13	14			39	
11	15	7		40	
13	16			41	
	17			42	
	18			43	
	19			44	
	20			45	
	21			46	
	22			47	
	23			48	
	24			49	
	25			50	

2nd Period					
A	P	B	A	P	B
	1			26	
11	2	2		27	
	3			28	
4	4	2		29	
	5			30	
15	6	4		31	
	7			32	
4	8	4		33	
	9			34	
11	10	2		35	
	11			36	
13	12			37	
15	13			38	
	14			39	
	15			40	
	16			41	
	17			42	
	18			43	
	19			44	
	20			45	
	21			46	
	22			47	
	23			48	
	24			49	
	25			50	

1st Period	16 - 15		2nd Period	13 - 10
Result	1 - 0		Result	1 - 0
Shoot-out		Shoot-out		
		Result		

Argentina

No.																			
DG																			
6m																			
P																			
Portugal																			
No.																			
DG																			
6m																			
P																			

Legend:							
6m	6-metre-shot	DG	Direct Goal	DR	Disqualification with Report	GG	Golden Goal
No.	Number	Off.	Official	P	Points	S	Suspension
S+D	Suspension and Disqualification	Sign.	Signature	TTO	Team Timeout		



Results

Match No.: 2
Court 2

Argentina 2 vs 0 Portugal

Referees:
RADUT Corina-Floriana (ROU)
ENACHE Daniela-Andreea (ROU)

1st Period: 16 - 15
2nd Period: 13 - 10

ARG - Argentina

Headcoach: BRUNATI Leticia

No.	Name	Total				Goals / Shots							Punishments		
		Points	Goals	Shots	%	1-Pt All	1-Pt Spin	Spin	In-flight	Specialist	Direct Goal	6m	S	S+D	DR
2	GAMBA Giuliana														
4	BALSAS Lucila	4	2	4	50			1 / 2		1 / 2					
5	CORIMBERTO Fiorella	6	3	4	75			0 / 1	3 / 3						
6	MOLINA Alma														
10	TURNES Zoe														
11	ARCAJO Agostina	7	4	5	80	1 / 1		3 / 3	0 / 1						
12	SUAREZ Constanza														
13	BONOMI Gisella	9	5	8	63	1 / 1		0 / 1	4 / 6						
15	GALLO Florencia	3	2	4	50	1 / 2		0 / 1				1 / 1			
20	SCORDAMAGLIA Luciana												1		
Bench/Team															
Totals		29	16	25	64	3 / 4		4 / 8	7 / 10	1 / 2		1 / 1	1		

No.	Goalkeeper	Total			Saves / Shots						
		Saves	Shots	%	1-Pt All	1-Pt Spin	Spin	In-flight	Specialist	Direct Goal	6m
4	BALSAS Lucila	0	1	0			0 / 1				
5	CORIMBERTO Fiorella										
12	SUAREZ Constanza	6	19	32	0 / 1		4 / 10	2 / 6	0 / 1		0 / 1
15	GALLO Florencia										
Totals		6	19	32	0 / 1		4 / 10	2 / 6	0 / 1		0 / 1

POR - Portugal

Headcoach: RODRIGUEZ Agustin

No.	Name	Total				Goals / Shots							Punishments		
		Points	Goals	Shots	%	1-Pt All	1-Pt Spin	Spin	In-flight	Specialist	Direct Goal	6m	S	S+D	DR
2	GONCALVES Sofia	10	5	6	83			2 / 3	2 / 2			1 / 1			
4	PINHO Sara	7	4	5	80	1 / 1		3 / 4							
7	MENDES Daniela	2	1	1	100					1 / 1					
10	OLIVEIRA Catarina														
11	GONCALVES Leonor	6	3	7	43			1 / 2	2 / 5						
13	SANTOS Maria												1		
14	TEIXEIRA Catarina														
22	PAULO Carolina		0	4	0			0 / 4							
86	CORRO Helena														
99	ROQUE Diana														
Bench/Team															
Totals		25	13	23	57	1 / 1		6 / 13	4 / 7	1 / 1		1 / 1	1		

No.	Goalkeeper	Total			Saves / Shots						
		Saves	Shots	%	1-Pt All	1-Pt Spin	Spin	In-flight	Specialist	Direct Goal	6m
7	MENDES Daniela	2	5	40			2 / 3	0 / 1			0 / 1
11	GONCALVES Leonor	0	1	0	0 / 1						
99	ROQUE Diana	4	16	25	0 / 2		1 / 4	3 / 9	0 / 1		
Totals		6	22	27	0 / 3		3 / 7	3 / 10	0 / 1		0 / 1



Results

Match No.: 2
Court 2

Team Comparison	1st Period				2nd Period			
	Argentina		Portugal		Argentina		Portugal	
	Goals/Shots	%	Goals/Shots	%	Goals/Shots	%	Goals/Shots	%
In-flight Shots	6 / 8	75	3 / 4	75	1 / 2	50	1 / 3	33
Spin Shots	1 / 3	33	3 / 4	75	3 / 5	60	3 / 9	33
Specialist Shots			1 / 1	100	1 / 2	50		
1-Point Shots	2 / 2	100	1 / 1	100	1 / 2	50		
Direct Goal Shots								
6-meter Shots					1 / 1	100	1 / 1	100
1-Point Spin Shots								



Results

Match No.: 2
Court 2

Argentina 2 vs 0 Portugal

Referees:
RADUT Corina-Floriana (ROU)
ENACHE Daniela-Andreea (ROU)

1st Period: 16 - 15
2nd Period: 13 - 10

ARG - Argentina

No.	Name	Technical skills					
		Assists	Steals	Blocked Shots	Received 6m Fouls	Penalty Fouls	Turnovers
2	GAMBA Giuliana			1		2	
4	BALSAS Lucila	7					1
5	CORIMBERTO Fiorella						1
6	MOLINA Alma		1	1			
10	TURNES Zoe					1	
11	ARCAJO Agostina	1			1		3
12	SUAREZ Constanza						
13	BONOMI Gisella						
15	GALLO Florencia	1					1
20	SCORDAMAGLIA Luciana						
Team							1
Totals		9	1	2	1	3	7

Running Score

ARG - POR

1st Period

ARCAJO A	2	:	0	
	2	:	2	GONCALVES S
CORIMBERTO F	4	:	2	
	4	:	4	GONCALVES S
	4	:	5	PINHO S
BONOMI G	6	:	5	
BONOMI G	8	:	5	
CORIMBERTO F	10	:	5	
	10	:	7	PINHO S
CORIMBERTO F	12	:	7	
	12	:	9	GONCALVES L
BONOMI G	14	:	9	
	14	:	11	GONCALVES L
ARCAJO A	15	:	11	
	15	:	13	GONCALVES L
	15	:	15	MENDES D
BONOMI G	16	:	15	

POR - Portugal

No.	Name	Technical skills					
		Assists	Steals	Blocked Shots	Received 6m Fouls	Penalty Fouls	Turnovers
2	GONCALVES Sofia					1	3
4	PINHO Sara	2					2
7	MENDES Daniela	2			1		2
10	OLIVEIRA Catarina						1
11	GONCALVES Leonor				2		1
13	SANTOS Maria			1			1
14	TEIXEIRA Catarina						
22	PAULO Carolina						
86	CORRO Helena						
99	ROQUE Diana						
Team							
Totals		4		1	3	1	10

2nd Period

ARCAJO A	2	:	0	
BALSAS L	4	:	0	
GALLO F	6	:	0	
BALSAS L	8	:	0	
ARCAJO A	10	:	0	
	10	:	2	GONCALVES S
BONOMI G	12	:	2	
	12	:	4	GONCALVES S
GALLO F	13	:	4	
	13	:	6	PINHO S
	13	:	8	PINHO S
	13	:	10	GONCALVES S

Legend:

%	Efficiency	1-Pt	1-Point-Shots	1-Pt Spin	1-Point-Spin Shots	DR	Disqualification with Report
GG	Golden Goal	No.	Number	P6m	6m Penalty Shots	Spin	Spin Shots
S	Suspension	S+D	Suspension+Disqualification				



Start List

Match No.: 7
Court 1

POR - CHN

Referees: BARTKOWIAK Sylwia (POL) / LAKOMY Weronika Monika (POL)

Technical Delegate A: OPAVA Jiri (CZE)

Technical Delegate B: CALDAS Luiz Filipe (BRA)

POR - Portugal

No.	Name	Date of Birth	Competition Statistics						
			MP	Points	1-Pt	2-Pt	S	S+D	DR
2	GONCALVES Sofia	21 OCT 2001	1	10		5/6			
4	PINHO Sara	10 JUN 2000	1	7	1/1	3/4			
7	MENDES Daniela	15 JAN 1995	1	2		1/1			
10	OLIVEIRA Catarina	14 JUL 1991	1						
11	GONCALVES Leonor	19 SEP 2000	1	6		3/7			
13	SANTOS Maria	11 MAY 2001	1				1		
14	TEIXEIRA Catarina	7 MAY 1998	1						
22	PAULO Carolina	20 MAY 2003	1			0/4			
86	CORRO Helena	30 NOV 1990	1						
99	ROQUE Diana	26 FEB 1987	1						
Head Coach RODRIGUEZ Agustin (ESP)			Total	25	1/1	12/22	1		

POR Played		
PR	ARG	0-2
PR	CHN	8 AUG
PR	CRO	9 AUG

CHN - People's Republic of China

No.	Name	Date of Birth	Competition Statistics						
			MP	Points	1-Pt	2-Pt	S	S+D	DR
3	YI Pan	9 JAN 2008	1	10		5/6			
5	WEIYU Li	10 SEP 2008	1						
11	JIAYE Pang	10 JAN 2008	1	11	1/1	5/10			
12	WENNA Fan	26 JAN 2007	1			0/1			
18	PING Shen	4 JUL 1983	1	6		3/4			
23	TIANJIE Zhang	30 NOV 1991	1	4		2/3			
24	XIANGYAN Rong	13 JUN 2009	1	2		1/1			
26	XIAOYU Dong	30 JUL 2009	1	2		1/1			
29	YUHAN Liu	12 OCT 2000	1						
71	HUI Zan	21 DEC 2008	1	2		1/1			
Head Coach XI Shang			Total	37	1/1	18/27			

CHN Played		
PR	CRO	2-1
PR	POR	8 AUG
PR	ARG	9 AUG

Note:
Players below the bold line are not playing in this match

Legend:							
1-Pt	1-Point Shots	2-Pt	2-Point Shots	DR	Disqualification+Report	MP	Matches played
No.	Uniform Number	PR	Preliminary Round	S	Suspensions	S+D	Suspensions+Disqualifications

Final Result

2 : 0

2nd Period					
A	P	B	A	P	B
	1			26	
2	2	5		27	
	3			28	
2	4	18		29	
	5			30	
11	6	5		31	
	7			32	
11	8	11		33	
	9			34	
11	10	3		35	
	11			36	
4	12	18		37	
	13			38	
4	14	3		39	
	15			40	
4	16			41	
	17			42	
11	18			43	
	19			44	
22	20			45	
	21			46	
7	22			47	
	23			48	
	24			49	
	25			50	

1st Period	22 - 8		2nd Period	22 - 14
Result	1 - 0		Result	1 - 0
Shoot-out			Shoot-out	
			Result	

Portugal											
No.											
DG											
6m											
P											

People's Republic of China											
No.											
DG											
6m											
P											

Legend:							
6m	6-metre-shot	DG	Direct Goal	DR	Disqualification with Report	GG	Golden Goal
No.	Number	Off.	Official	P	Points	S	Suspension
S+D	Suspension and Disqualification	Sign.	Signature	TTO	Team Timeout		



Results

Match No.: 7
Court 1

Portugal 2 vs 0 People's Republic of China

Referees:
BARTKOWIAK Sylwia (POL)
LAKOMY Weronika Monika (POL)

1st Period: 22 - 8
2nd Period: 22 - 14

POR - Portugal

Headcoach: RODRIGUEZ Agustin

No.	Name	Total				Goals / Shots							Punishments		
		Points	Goals	Shots	%	1-Pt All	1-Pt Spin	Spin	In-flight	Specialist	Direct Goal	6m	S	S+D	DR
2	GONCALVES Sofia	9	5	6	83	1 / 1		1 / 2	1 / 1	2 / 2					
4	PINHO Sara	14	7	11	64	0 / 1		5 / 8				2 / 2			
7	MENDES Daniela	4	2	2	100					2 / 2					
10	OLIVEIRA Catarina												1		
11	GONCALVES Leonor	10	5	7	71	0 / 1			4 / 5	1 / 1					
13	SANTOS Maria	1	1	1	100	1 / 1							1		
14	TEIXEIRA Catarina												1		
22	PAULO Carolina	6	3	4	75			1 / 1	2 / 3						
86	CORRO Helena														
99	ROQUE Diana														
Bench/Team															
Totals		44	23	31	74	2 / 4		7 / 11	7 / 9	5 / 5		2 / 2	3		

No.	Goalkeeper	Total			Saves / Shots						
		Saves	Shots	%	1-Pt All	1-Pt Spin	Spin	In-flight	Specialist	Direct Goal	6m
99	ROQUE Diana	8	19	42			3 / 10	2 / 3	2 / 3		1 / 3
Totals		8	19	42			3 / 10	2 / 3	2 / 3		1 / 3

CHN - People's Republic of China

Headcoach: XI Shang

Team Timeout 2nd Period: 7:51

No.	Name	Total				Goals / Shots							Punishments		
		Points	Goals	Shots	%	1-Pt All	1-Pt Spin	Spin	In-flight	Specialist	Direct Goal	6m	S	S+D	DR
3	YI Pan	6	3	4	75			3 / 4							
5	WEIYU Li	4	2	4	50			2 / 4							
11	JIAYE Pang	4	2	8	25			2 / 4	0 / 3			0 / 1			
12	WENNA Fan														
18	PING Shen	6	3	7	43					1 / 4		2 / 3			
23	TIANJIE Zhang	2	1	3	33				1 / 2			0 / 1			
24	XIANGYAN Rong												1		
26	XIAOYU Dong														
29	YUHAN Liu														
71	HUI Zan												1	1	
Bench/Team															
Totals		22	11	26	42			7 / 12	1 / 5	1 / 4		2 / 5	2	1	

No.	Goalkeeper	Total			Saves / Shots						
		Saves	Shots	%	1-Pt All	1-Pt Spin	Spin	In-flight	Specialist	Direct Goal	6m
12	WENNA Fan	6	25	24	2 / 4		3 / 8	1 / 7	0 / 5		0 / 1
23	TIANJIE Zhang										
29	YUHAN Liu	0	4	0			0 / 2	0 / 1			0 / 1
Totals		6	29	21	2 / 4		3 / 10	1 / 8	0 / 5		0 / 2

Team Comparison

	1st Period				2nd Period			
	Portugal		People's Republic of China		Portugal		People's Republic of China	
	Goals/Shots	%	Goals/Shots	%	Goals/Shots	%	Goals/Shots	%
In-flight Shots	2 / 3	67	1 / 4	25	5 / 6	83	0 / 1	0
Spin Shots	5 / 7	71	2 / 5	40	2 / 4	50	5 / 7	71
Specialist Shots	2 / 2	100	1 / 3	33	3 / 3	100	0 / 1	0
1-Point Shots	2 / 2	100			0 / 2	0		
Direct Goal Shots								
6-meter Shots	1 / 1	100	0 / 2	0	1 / 1	100	2 / 3	67
1-Point Spin Shots								



Results

Match No.: 7
Court 1

Portugal 2 vs 0 People's Republic of China

Referees:
BARTKOWIAK Sylwia (POL)
LAKOMY Weronika Monika (POL)

1st Period: 22 - 8
2nd Period: 22 - 14

POR - Portugal

No.	Name	Technical skills					
		Assists	Steals	Blocked Shots	Received 6m Fouls	Penalty Fouls	Turnovers
2	GONCALVES Sofia						
4	PINHO Sara	6			1		3
7	MENDES Daniela						
10	OLIVEIRA Catarina			2		3	
11	GONCALVES Leonor						1
13	SANTOS Maria						1
14	TEIXEIRA Catarina			1		2	
22	PAULO Carolina	1			1		
86	CORRO Helena						
99	ROQUE Diana	1					1
Team							
Totals		8		3	2	5	6

Running Score POR - CHN

1st Period
 PINHO S 2 : 0
 2 : 2 PING S
 PINHO S 4 : 2
 4 : 4 YI P
 MENDES D 6 : 4
 6 : 6 JIAYE P
 PAULO C 8 : 6
 PINHO S 10 : 6
 PINHO S 12 : 6
 GONCALVES S 14 : 6
 GONCALVES L 16 : 6
 GONCALVES S 17 : 6
 GONCALVES S 19 : 6
 19 : 8 TIANJIE Z
 PAULO C 21 : 8
 SANTOS M 22 : 8

CHN - People's Republic of China

No.	Name	Technical skills					
		Assists	Steals	Blocked Shots	Received 6m Fouls	Penalty Fouls	Turnovers
3	YI Pan		2				2
5	WEIYU Li	2			2		
11	JIAYE Pang						2
12	WENNA Fan						1
18	PING Shen						
23	TIANJIE Zhang				1		1
24	XIANGYAN Rong					1	
26	XIAOYU Dong				2		1
29	YUHAN Liu						
71	HUI Zan					1	
Team							1
Totals		2	2		5	2	8

2nd Period
 0 : 2 WEIYU L
 0 : 4 PING S
 GONCALVES S 2 : 4
 GONCALVES S 4 : 4
 4 : 6 WEIYU L
 GONCALVES L 6 : 6
 6 : 8 JIAYE P
 6 : 10 YI P
 GONCALVES L 8 : 10
 8 : 12 PING S
 GONCALVES L 10 : 12
 PINHO S 12 : 12
 PINHO S 14 : 12
 PINHO S 16 : 12
 GONCALVES L 18 : 12
 PAULO C 20 : 12
 MENDES D 22 : 12
 22 : 14 YI P

Legend:							
%	Efficiency	1-Pt	1-Point-Shots	1-Pt Spin	1-Point-Spin Shots	DR	Disqualification with Report
GG	Golden Goal	No.	Number	P6m	6m Penalty Shots	Spin	Spin Shots
S	Suspension	S+D	Suspension+Disqualification				



Start List

Match No.: 8
Court 2

CRO - ARG

Referees: DEITERS Bjarne (GER) / STUMPFE Jesper (GER)

Technical Delegate A: LI Dian (CHN)

Technical Delegate B: GONZALEZ CASALES Paola (ESP)

CRO - Croatia

No.	Name	Date of Birth	Competition Statistics						
			MP	Points	1-Pt	2-Pt	S	S+D	DR
1	LOPAC-SKRINJAR Kristijana	18 JAN 1998	1						
2	SMILJANIC Kristina	25 DEC 1991	1	4	0/1	2/5			
4	LESAC Lucia	30 NOV 1999	1	2		1/2			
6	VUCKOVIC Mirna	10 JUL 1992	1	6		3/6			
7	MIHOLIC Lara	8 APR 2000	1	16	0/1	8/11			
12	BUDAN Bruna	24 JUL 2001	1						
14	HARAMINA Anja	29 NOV 2000	1	6	0/1	3/7			
20	GUDELJ Petra	1 DEC 2008	1						
21	HUNJADI Katja	13 AUG 2004	1	6		3/6			
22	GVARDIOL Franka	11 NOV 1999	1						
Head Coach FANTIC Drago			Total	40	0/3	20/37			

CRO Played		
PR	CHN	1-2
PR	ARG	8 AUG
PR	POR	9 AUG

ARG - Argentina

No.	Name	Date of Birth	Competition Statistics						
			MP	Points	1-Pt	2-Pt	S	S+D	DR
2	GAMBA Giuliana	22 MAR 2001	1						
4	BALSAS Lucila	3 JUN 2000	1	4		2/4			
5	CORIMBERTO Fiorella	29 AUG 2001	1	6		3/4			
6	MOLINA Alma	7 APR 2004	1						
10	TURNES Zoe	26 JUL 2000	1						
11	ARCAJO Agostina	23 JUL 2004	1	7	1/1	3/4			
12	SUAREZ Constanza	10 FEB 2005	1						
13	BONOMI Gisella	19 MAR 2000	1	9	1/1	4/7			
15	GALLO Florencia	9 MAR 2005	1	3	1/2	1/2			
20	SCORDAMAGLIA Luciana	17 JUL 1994	1				1		
Head Coach BRUNATI Leticia			Total	29	3/4	13/21	1		

ARG Played		
PR	POR	2-0
PR	CRO	8 AUG
PR	CHN	9 AUG

Note:
Players below the bold line are not playing in this match

Legend:							
1-Pt	1-Point Shots	2-Pt	2-Point Shots	DR	Disqualification+Report	MP	Matches played
No.	Uniform Number	PR	Preliminary Round	S	Suspensions	S+D	Suspensions+Disqualifications

Final Result

0 : 2

2nd Period					
A	P	B	A	P	B
	1			26	
7	2	5		27	
	3			28	
7	4	13		29	
	5			30	
6	6	13		31	
	7			32	
6	8	13		33	
	9			34	
21	10	13		35	
	11			36	
7	12	5		37	
	13			38	
7	14	5		39	
	15			40	
6	16	5		41	
	17			42	
6	18	13		43	
14	19			44	
	20	13		45	
	21			46	
	22	13		47	
	23			48	
	24	5		49	
	25			50	

1st Period	16 - 18		2nd Period	19 - 24
Result	0 - 1		Result	0 - 1
Shoot-out			Shoot-out	
			Result	

Croatia											
No.											
DG											
6m											
P											

Argentina											
No.											
DG											
6m											
P											

Legend:							
6m	6-metre-shot	DG	Direct Goal	DR	Disqualification with Report	GG	Golden Goal
No.	Number	Off.	Official	P	Points	S	Suspension
S+D	Suspension and Disqualification	Sian.	Signature	TTO	Team Timeout		



Results

Match No.: 8
Court 2

Croatia 0 vs 2 Argentina

Referees:
DEITERS Bjarne (GER)
STUMPFJE Jesper (GER)

1st Period: 16 - 18
2nd Period: 19 - 24

CRO - Croatia

Headcoach: FANTIC Drago

Team Timeouts: 9:39 9:27

No.	Name	Total				Goals / Shots							Punishments		
		Points	Goals	Shots	%	1-Pt All	1-Pt Spin	Spin	In-flight	Specialist	Direct Goal	6m	S	S+D	DR
1	LOPAC-SKRINJAR Kristijana														
2	SMILJANIC Kristina														
4	LESAC Lucia														
6	VUCKOVIC Mirna	16	8	9	89			4 / 5	1 / 1			3 / 3			
7	MIHOLIC Lara	10	5	7	71			4 / 5	0 / 1	1 / 1			1		
12	BUDAN Bruna														
14	HARAMINA Anja	5	3	6	50	1 / 1		1 / 2	1 / 3						
20	GUDELJ Petra												1		
21	HUNJADI Katja	4	2	2	100			1 / 1		1 / 1					
22	GVARDIOL Franka														
Bench/Team															
Totals		35	18	24	75	1 / 1		10 / 13	2 / 5	2 / 2		3 / 3	2		

No.	Goalkeeper	Total			Saves / Shots						
		Saves	Shots	%	1-Pt All	1-Pt Spin	Spin	In-flight	Specialist	Direct Goal	6m
1	LOPAC-SKRINJAR Kristijana	3	12	25			1 / 4	2 / 6	0 / 2		
7	MIHOLIC Lara										
12	BUDAN Bruna	4	16	25			1 / 5	3 / 10			0 / 1
21	HUNJADI Katja										
Totals		7	28	25			2 / 9	5 / 16	0 / 2		0 / 1

ARG - Argentina

Headcoach: BRUNATI Leticia

Team Timeout 1st Period: 9:50

No.	Name	Total				Goals / Shots							Punishments		
		Points	Goals	Shots	%	1-Pt All	1-Pt Spin	Spin	In-flight	Specialist	Direct Goal	6m	S	S+D	DR
2	GAMBA Giuliana														
4	BALSAS Lucila	4	2	2	100					2 / 2					
5	CORIMBERTO Fiorella	10	5	8	63			1 / 3	3 / 4			1 / 1			
6	MOLINA Alma														
10	TURNES Zoe												1		
11	ARCAJO Agostina	2	1	5	20			1 / 3	0 / 2						
12	SUAREZ Constanza														
13	BONOMI Gisella	24	12	16	75			4 / 5	8 / 11						
15	GALLO Florencia	2	1	2	50	0 / 1		1 / 1							
20	SCORDAMAGLIA Luciana												1		
Bench/Team															
Totals		42	21	33	64	0 / 1		7 / 12	11 / 17	2 / 2		1 / 1	2		

No.	Goalkeeper	Total			Saves / Shots						
		Saves	Shots	%	1-Pt All	1-Pt Spin	Spin	In-flight	Specialist	Direct Goal	6m
4	BALSAS Lucila										
5	CORIMBERTO Fiorella										
12	SUAREZ Constanza	3	21	14	0 / 1		1 / 11	2 / 4	0 / 2		0 / 3
13	BONOMI Gisella										
15	GALLO Florencia										
Totals		3	21	14	0 / 1		1 / 11	2 / 4	0 / 2		0 / 3



Results

Match No.: 8
Court 2

Team Comparison	1st Period				2nd Period			
	Croatia		Argentina		Croatia		Argentina	
	Goals/Shots	%	Goals/Shots	%	Goals/Shots	%	Goals/Shots	%
In-flight Shots	2 / 4	50	4 / 6	67	0 / 1	0	7 / 11	64
Spin Shots	4 / 5	80	3 / 5	60	6 / 8	75	4 / 7	57
Specialist Shots	1 / 1	100	2 / 2	100	1 / 1	100		
1-Point Shots			0 / 1	0	1 / 1	100		
Direct Goal Shots								
6-meter Shots	1 / 1	100			2 / 2	100	1 / 1	100
1-Point Spin Shots								



Results

Match No.: 8
Court 2

Croatia 0 vs 2 Argentina

Referees:
DEITERS Bjarne (GER)
STUMPFE Jesper (GER)

1st Period: 16 - 18
2nd Period: 19 - 24

CRO - Croatia

No.	Name	Technical skills					
		Assists	Steals	Blocked Shots	Received 6m Fouls	Penalty Fouls	Turnovers
1	LOPAC-SKRINJAR Kristijana						
2	SMILJANIC Kristina	4					3
4	LESAC Lucia					1	
6	VUCKOVIC Mirna	1					2
7	MIHOLIC Lara	2			1		2
12	BUDAN Bruna						
14	HARAMINA Anja	1			1		
20	GUDELJ Petra						
21	HUNJADI Katja	1			1		1
22	GVARDIOL Franka	1					
Team							
Totals		10			3	1	8

ARG - Argentina

No.	Name	Technical skills					
		Assists	Steals	Blocked Shots	Received 6m Fouls	Penalty Fouls	Turnovers
2	GAMBA Giuliana		2				
4	BALSAS Lucila	8					
5	CORIMBERTO Fiorella	1					
6	MOLINA Alma					1	
10	TURNES Zoe					1	
11	ARCAJO Agostina						1
12	SUAREZ Constanza						
13	BONOMI Gisella						
15	GALLO Florencia	3			1		2
20	SCORDAMAGLIA Luciana					1	
Team							
Totals		12	2		1	3	3

Running Score

CRO - ARG

1st Period	
HARAMINA A	2 : 0
	2 : 2 BONOMI G
	2 : 4 ARCAJO A
VUCKOVIC M	4 : 4
	4 : 6 BONOMI G
HARAMINA A	6 : 6
VUCKOVIC M	8 : 6
	8 : 8 BONOMI G
	8 : 10 BALSAS L
VUCKOVIC M	10 : 10
	10 : 12 BONOMI G
VUCKOVIC M	12 : 12
	12 : 14 GALLO F
HUNJADI K	14 : 14
	14 : 16 BONOMI G
MIHOLIC L	16 : 16
	16 : 18 BALSAS L

2nd Period	
	0 : 2 CORIMBERTO F
MIHOLIC L	2 : 2
	2 : 4 BONOMI G
	2 : 6 BONOMI G
MIHOLIC L	4 : 6
VUCKOVIC M	6 : 6
	6 : 8 BONOMI G
VUCKOVIC M	8 : 8
HUNJADI K	10 : 8
	10 : 10 BONOMI G
MIHOLIC L	12 : 10
	12 : 12 CORIMBERTO F
	12 : 14 CORIMBERTO F
MIHOLIC L	14 : 14
VUCKOVIC M	16 : 14
	16 : 16 CORIMBERTO F
	16 : 18 BONOMI G
VUCKOVIC M	18 : 18
	18 : 20 BONOMI G
HARAMINA A	19 : 20
	19 : 22 BONOMI G
	19 : 24 CORIMBERTO F

Legend:

%	Efficiency	1-Pt	1-Point-Shots	1-Pt Spin	1-Point-Spin Shots	DR	Disqualification with Report
GG	Golden Goal	No.	Number	P6m	6m Penalty Shots	Spin	Spin Shots
S	Suspension	S+D	Suspension+Disqualification				



Start List

Match No.: 9
Court 1

ARG - CHN

Referees: PAYDA Soleiman (IRI) / KIANI Mohammadjavad (IRI)

Technical Delegate A: GONZALEZ CASALES Paola (ESP)

Technical Delegate B: KRAJCAR Nevena (CRO)

ARG - Argentina

No.	Name	Date of Birth	Competition Statistics						
			MP	Points	1-Pt	2-Pt	S	S+D	DR
2	GAMBA Giuliana	22 MAR 2001	2						
4	BALSAS Lucila	3 JUN 2000	2	8		4/6			
5	CORIMBERTO Fiorella	29 AUG 2001	2	16		8/12			
6	MOLINA Alma	7 APR 2004	2						
10	TURNES Zoe	26 JUL 2000	2				1		
11	ARCAJO Agostina	23 JUL 2004	2	9	1/1	4/9			
12	SUAREZ Constanza	10 FEB 2005	2						
13	BONOMI Gisella	19 MAR 2000	2	33	1/1	16/23			
15	GALLO Florencia	9 MAR 2005	2	5	1/3	2/3			
20	SCORDAMAGLIA Luciana	17 JUL 1994	2				2		
Head Coach BRUNATI Leticia			Total	71	3/5	34/53	3		

ARG Played		
PR	POR	2-0
PR	CRO	2-0
PR	CHN	9 AUG

CHN - People's Republic of China

No.	Name	Date of Birth	Competition Statistics						
			MP	Points	1-Pt	2-Pt	S	S+D	DR
3	YI Pan	9 JAN 2008	2	16		8/10			
5	WEIYU Li	10 SEP 2008	2	4		2/4			
11	JIAYE Pang	10 JAN 2008	2	15	1/1	7/18			
12	WENNA Fan	26 JAN 2007	2			0/1			
18	PING Shen	4 JUL 1983	2	12		6/11			
23	TIANJIE Zhang	30 NOV 1991	2	6		3/6			
24	XIANGYAN Rong	13 JUN 2009	2	2		1/1	1		
26	XIAOYU Dong	30 JUL 2009	2	2		1/1			
29	YUHAN Liu	12 OCT 2000	2						
71	HUI Zan	21 DEC 2008	2	2		1/1	1	1	
Head Coach XI Shang			Total	59	1/1	29/53	2	1	

CHN Played		
PR	CRO	2-1
PR	POR	0-2
PR	ARG	9 AUG

Note:
Players below the bold line are not playing in this match

Legend:							
1-Pt	1-Point Shots	2-Pt	2-Point Shots	DR	Disqualification+Report	MP	Matches played
No.	Uniform Number	PR	Preliminary Round	S	Suspensions	S+D	Suspensions+Disqualifications

Final Result

2 : 0

2nd Period					
A	P	B	A	P	B
	1		15	26	
13	2	26		27	
	3		15	28	
13	4	18		29	
	5			30	
11	6	5		31	
	7			32	
13	8	3		33	
	9			34	
5	10			35	
	11			36	
13	12			37	
	13			38	
5	14			39	
	15			40	
12	16			41	
	17			42	
13	18			43	
	19			44	
5	20			45	
	21			46	
15	22			47	
	23			48	
5	24			49	
	25			50	

1st Period	21 - 20 (GG)		2nd Period	28 - 8
Result	1 - 0		Result	1 - 0
Shoot-out			Shoot-out	
			Result	

Argentina												
No.												
DG												
6m												
P												
People's Republic of China												
No.												
DG												
6m												
P												

Legend:							
6m	6-metre-shot	DG	Direct Goal	DR	Disqualification with Report	GG	Golden Goal
No.	Number	Off.	Official	P	Points	S	Suspension
S+D	Suspension and Disqualification	Sign.	Signature	TTO	Team Timeout		



Results

Match No.: 9
Court 1

Argentina 2 vs 0 People's Republic of China

Referees:
PAYDA Soleiman (IRI)
KIANI Mohammadjavad (IRI)

1st Period: 21 - 20 (GG)
2nd Period: 28 - 8

ARG - Argentina

Headcoach: BRUNATI Leticia

Team Timeouts: 9:16 9:48

No.	Name	Total				Goals / Shots							Punishments		
		Points	Goals	Shots	%	1-Pt All	1-Pt Spin	Spin	In-flight	Specialist	Direct Goal	6m	S	S+D	DR
2	GAMBA Giuliana												1	1	
4	BALSAS Lucila	2	1	2	50					1 / 2					
5	CORIMBERTO Fiorella	14	7	8	88			2 / 2	5 / 5			0 / 1			
6	MOLINA Alma														
10	TURNES Zoe														
11	ARCAJO Agostina	6	3	4	75			1 / 2	2 / 2						
12	SUAREZ Constanza	2	1	1	100						1 / 1				
13	BONOMI Gisella	15	8	12	67	1 / 1		1 / 3	6 / 8						
15	GALLO Florencia	10	5	6	83			2 / 3		3 / 3					
20	SCORDAMAGLIA Luciana												1		
Bench/Team															
Totals		49	25	33	76	1 / 1		6 / 10	13 / 15	4 / 5	1 / 1	0 / 1	2	1	

No.	Goalkeeper	Total			Saves / Shots						
		Saves	Shots	%	1-Pt All	1-Pt Spin	Spin	In-flight	Specialist	Direct Goal	6m
12	SUAREZ Constanza	4	19	21	0 / 2		4 / 8	0 / 3	0 / 5		0 / 1
Totals		4	19	21	0 / 2		4 / 8	0 / 3	0 / 5		0 / 1

CHN - People's Republic of China

Headcoach: XI Shang

Team Timeouts: 9:39 8:20

No.	Name	Total				Goals / Shots							Punishments		
		Points	Goals	Shots	%	1-Pt All	1-Pt Spin	Spin	In-flight	Specialist	Direct Goal	6m	S	S+D	DR
3	YI Pan	10	6	9	67	2 / 2		4 / 7					1		
5	WEIYU Li	4	2	8	25			0 / 4	2 / 4						
11	JIAYE Pang	2	1	2	50			0 / 1	1 / 1						
12	WENNA Fan														
18	PING Shen	8	4	6	67					3 / 5		1 / 1			
23	TIANJIE Zhang												1		
24	XIANGYAN Rong														
26	XIAOYU Dong	4	2	4	50					2 / 4					
29	YUHAN Liu														
71	HUI Zan														
Bench/Team															
Totals		28	15	29	52	2 / 2		4 / 12	3 / 5	5 / 9		1 / 1	2		

No.	Goalkeeper	Total			Saves / Shots						
		Saves	Shots	%	1-Pt All	1-Pt Spin	Spin	In-flight	Specialist	Direct Goal	6m
12	WENNA Fan	1	12	8			1 / 5	0 / 5	0 / 1	0 / 1	
29	YUHAN Liu	6	20	30	0 / 1		2 / 4	2 / 10	1 / 4		1 / 1
Totals		7	32	22	0 / 1		3 / 9	2 / 15	1 / 5	0 / 1	1 / 1

Team Comparison

	1st Period				2nd Period			
	Argentina		People's Republic of China		Argentina		People's Republic of China	
	Goals/Shots	%	Goals/Shots	%	Goals/Shots	%	Goals/Shots	%
In-flight Shots	7 / 8	88	2 / 2	100	6 / 7	86	1 / 3	33
Spin Shots	0 / 3	0	3 / 5	60	6 / 7	86	1 / 7	14
Specialist Shots	3 / 4	75	3 / 5	60	1 / 1	100	2 / 4	50
1-Point Shots	1 / 1	100	2 / 2	100				
Direct Goal Shots					1 / 1	100		
6-meter Shots	0 / 1	0	1 / 1	100				
1-Point Spin Shots								



Results

Match No.: 9
Court 1

Argentina 2 vs 0 People's Republic of China

Referees:
PAYDA Soleiman (IRI)
KIANI Mohammadjavad (IRI)

1st Period: 21 - 20 (GG)
2nd Period: 28 - 8

ARG - Argentina

No.	Name	Technical skills					
		Assists	Steals	Blocked Shots	Received 6m Fouls	Penalty Fouls	Turnovers
2	GAMBA Giuliana						
4	BALSAS Lucila	1					1
5	CORIMBERTO Fiorella						2
6	MOLINA Alma			1			
10	TURNES Zoe			1		1	1
11	ARCAJO Agostina	1					1
12	SUAREZ Constanza						
13	BONOMI Gisella						
15	GALLO Florencia	1			1		1
20	SCORDAMAGLIA Luciana			2			
Team							
Totals		3		4	1	1	6

CHN - People's Republic of China

No.	Name	Technical skills					
		Assists	Steals	Blocked Shots	Received 6m Fouls	Penalty Fouls	Turnovers
3	YI Pan	1					2
5	WEIYU Li						4
11	JIAYE Pang	1			1		1
12	WENNA Fan						
18	PING Shen						
23	TIANJIE Zhang					1	
24	XIANGYAN Rong						
26	XIAOYU Dong						
29	YUHAN Liu						
71	HUI Zan						
Team							
Totals		2			1	1	7

Running Score ARG - CHN

1st Period	
BALSAS L	2 : 0
ARCAJO A	4 : 0
	4 : 2 PING S
CORIMBERTO F	6 : 2
	6 : 4 XIAOYU D
	6 : 6 JIAYE P
ARCAJO A	8 : 6
	8 : 8 YI P
BONOMI G	10 : 8
	10 : 10 YI P
GALLO F	12 : 10
	12 : 11 YI P
CORIMBERTO F	14 : 11
	14 : 12 YI P
	14 : 14 YI P
	14 : 16 PING S
BONOMI G	16 : 16
	16 : 18 WEIYU L
CORIMBERTO F	18 : 18
	18 : 20 PING S
GALLO F	20 : 20
BONOMI G	21 (GG) 20
2nd Period	
BONOMI G	2 : 0
BONOMI G	4 : 0
	4 : 2 XIAOYU D
ARCAJO A	6 : 2
BONOMI G	8 : 2
CORIMBERTO F	10 : 2
	10 : 4 PING S
	10 : 6 WEIYU L
BONOMI G	12 : 6
CORIMBERTO F	14 : 6
SUAREZ C	16 : 6
BONOMI G	18 : 6
CORIMBERTO F	20 : 6
	20 : 8 YI P
GALLO F	22 : 8
CORIMBERTO F	24 : 8
GALLO F	26 : 8
GALLO F	28 : 8

Legend:							
%	Efficiency	1-Pt	1-Point-Shots	1-Pt Spin	1-Point-Spin Shots	DR	Disqualification with Report
GG	Golden Goal	No.	Number	P6m	6m Penalty Shots	Spin	Spin Shots
S	Suspension	S+D	Suspension+Disqualification				



Start List

Match No.: 10
Court 2

POR - CRO

Referees: BRASIL Lucas (BRA) / SANTOS Wictor (BRA)

Technical Delegate A: CALDAS Luiz Filipe (BRA)

Technical Delegate B: ROLLAND Jerome (FRA)

POR - Portugal

No.	Name	Date of Birth	Competition Statistics					
			MP	Points	1-Pt	2-Pt	S	S+D
2	GONCALVES Sofia	21 OCT 2001	2	19	1/1	9/11		
4	PINHO Sara	10 JUN 2000	2	21	1/2	10/14		
7	MENDES Daniela	15 JAN 1995	2	6		3/3		
10	OLIVEIRA Catarina	14 JUL 1991	2				1	
11	GONCALVES Leonor	19 SEP 2000	2	16	0/1	8/13		
13	SANTOS Maria	11 MAY 2001	2	1	1/1		2	
14	TEIXEIRA Catarina	7 MAY 1998	2				1	
22	PAULO Carolina	20 MAY 2003	2	6		3/8		
86	CORRO Helena	30 NOV 1990	2					
99	ROQUE Diana	26 FEB 1987	2					
Head Coach RODRIGUEZ Agustin (ESP)			Total	69	3/5	33/49	4	

POR Played		
PR	ARG	0-2
PR	CHN	2-0
PR	CRO	9 AUG

CRO - Croatia

No.	Name	Date of Birth	Competition Statistics					
			MP	Points	1-Pt	2-Pt	S	S+D
1	LOPAC-SKRINJAR Kristijana	18 JAN 1998	2					
2	SMILJANIC Kristina	25 DEC 1991	2	4	0/1	2/5		
4	LESAC Lucia	30 NOV 1999	2	2		1/2		
6	VUCKOVIC Mirna	10 JUL 1992	2	22		11/15		
7	MIHOLIC Lara	8 APR 2000	2	26	0/1	13/18	1	
12	BUDAN Bruna	24 JUL 2001	2					
14	HARAMINA Anja	29 NOV 2000	2	11	1/2	5/12		
20	GUDELJ Petra	1 DEC 2008	2				1	
21	HUNJADI Katja	13 AUG 2004	2	10		5/8		
22	GWARDIOL Franka	11 NOV 1999	2					
Head Coach FANTIC Drago			Total	75	1/4	37/60	2	

CRO Played		
PR	CHN	1-2
PR	ARG	0-2
PR	POR	9 AUG

Note:
Players below the bold line are not playing in this match

Legend:							
1-Pt	1-Point Shots	2-Pt	2-Point Shots	DR	Disqualification+Report	MP	Matches played
No.	Uniform Number	PR	Preliminary Round	S	Suspensions	S+D	Suspensions+Disqualifications



X	Women
	Women's J
	Women's Y

W10

Final Result

0 : 2

2nd Period					
A	P	B	A	P	B
	1			26	
11	2	7		27	
	3			28	
11	4	6		29	
	5			30	
4	6	6		31	
	7			32	
11	8	7		33	
	9			34	
11	10	7		35	
	11			36	
11	12	7		37	
	13			38	
11	14	14		39	
	15			40	
	16	7		41	
	17			42	
	18	7		43	
	19			44	
	20			45	
	21			46	
	22			47	
	23			48	
	24			49	
	25			50	

1st Period	14 - 15		2nd Period	14 - 18
Result	0 - 1		Result	0 - 1
Shoot-out			Shoot-out	
			Result	

Portugal											
No.											
DG											
6m											
P											

Croatia											
No.											
DG											
6m											
P											

Legend:							
6m	6-metre-shot	DG	Direct Goal	DR	Disqualification with Report	GG	Golden Goal
No.	Number	Off.	Official	P	Points	S	Suspension
S+D	Suspension and Disqualification	Sig.	Signature	TTO	Team Timeout		



Results

Match No.: 10
Court 2

Portugal 0 vs 2 Croatia

Referees:
BRASIL Lucas (BRA)
SANTOS Wictor (BRA)

1st Period: 14 - 15
2nd Period: 14 - 18

POR - Portugal

Headcoach: RODRIGUEZ Agustin

Team Timeouts: 8:32 7:40

No.	Name	Total				Goals / Shots							Punishments		
		Points	Goals	Shots	%	1-Pt All	1-Pt Spin	Spin	In-flight	Specialist	Direct Goal	6m	S	S+D	DR
2	GONCALVES Sofia	4	2	7	29			0 / 3	2 / 4						
4	PINHO Sara	8	4	8	50			3 / 7				1 / 1			
7	MENDES Daniela	2	1	2	50					1 / 2					
10	OLIVEIRA Catarina														
11	GONCALVES Leonor	12	6	9	67			2 / 4	4 / 5						
13	SANTOS Maria														
14	TEIXEIRA Catarina														
22	PAULO Carolina	2	1	3	33			1 / 2	0 / 1						
86	CORRO Helena												1		
99	ROQUE Diana														
Bench/Team															
Totals		28	14	29	48			6 / 16	6 / 10	1 / 2		1 / 1	1		

No.	Goalkeeper	Total			Saves / Shots						
		Saves	Shots	%	1-Pt All	1-Pt Spin	Spin	In-flight	Specialist	Direct Goal	6m
2	GONCALVES Sofia										
7	MENDES Daniela										
11	GONCALVES Leonor										
13	SANTOS Maria										
99	ROQUE Diana	6	23	26	0 / 1		3 / 16	1 / 3	1 / 1		1 / 2
Totals		6	23	26	0 / 1		3 / 16	1 / 3	1 / 1		1 / 2

CRO - Croatia

Headcoach: FANTIC Drago

Team Timeout 1st Period: 9:26

No.	Name	Total				Goals / Shots							Punishments		
		Points	Goals	Shots	%	1-Pt All	1-Pt Spin	Spin	In-flight	Specialist	Direct Goal	6m	S	S+D	DR
1	LOPAC-SKRINJAR Kristijana														
2	SMILJANIC Kristina	3	2	4	50	1 / 2		1 / 2							
4	LESAC Lucia												1		
6	VUCKOVIC Mirna	10	5	8	63	0 / 1		2 / 3	2 / 3			1 / 1			
7	MIHOLIC Lara	12	6	9	67			6 / 7		0 / 1		0 / 1			
12	BUDAN Bruna														
14	HARAMINA Anja	8	4	6	67	0 / 1		4 / 5							
20	GUDELJ Petra														
21	HUNJADI Katja														
22	GVARDIOL Franka														
Bench/Team															
Totals		33	17	27	63	1 / 4		13 / 17	2 / 3	0 / 1		1 / 2	1		

No.	Goalkeeper	Total			Saves / Shots						
		Saves	Shots	%	1-Pt All	1-Pt Spin	Spin	In-flight	Specialist	Direct Goal	6m
1	LOPAC-SKRINJAR Kristijana	2	12	17			2 / 5	0 / 5	0 / 1		0 / 1
7	MIHOLIC Lara	0	1	0			0 / 1				
12	BUDAN Bruna	8	11	73			7 / 9	0 / 1	1 / 1		
21	HUNJADI Katja										
Totals		10	24	42			9 / 15	0 / 6	1 / 2		0 / 1



SAT 9 AUG 2025
Start Time: 15:30

Results

Match No.: 10
Court 2

Team Comparison	1st Period				2nd Period			
	Portugal		Croatia		Portugal		Croatia	
	Goals/Shots	%	Goals/Shots	%	Goals/Shots	%	Goals/Shots	%
In-flight Shots	2 / 5	40	0 / 1	0	4 / 5	80	2 / 2	100
Spin Shots	4 / 6	67	6 / 8	75	2 / 10	20	7 / 9	78
Specialist Shots	1 / 1	100	0 / 1	0	0 / 1	0		
1-Point Shots			1 / 3	33			0 / 1	0
Direct Goal Shots								
6-meter Shots			1 / 1	100	1 / 1	100	0 / 1	0
1-Point Spin Shots								



Results

Match No.: 10
Court 2

Portugal 0 vs 2 Croatia

Referees:
BRASIL Lucas (BRA)
SANTOS Wictor (BRA)

1st Period: 14 - 15
2nd Period: 14 - 18

POR - Portugal

No.	Name	Technical skills					
		Assists	Steals	Blocked Shots	Received 6m Fouls	Penalty Fouls	Turnovers
2	GONCALVES Sofia						1
4	PINHO Sara	3			1		
7	MENDES Daniela						2
10	OLIVEIRA Catarina						
11	GONCALVES Leonor						
13	SANTOS Maria		1				
14	TEIXEIRA Catarina		1			1	
22	PAULO Carolina	3					1
86	CORRO Helena			2		1	
99	ROQUE Diana						
Team							
Totals		6	2	2	1	2	4

Running Score

POR - CRO

1st Period

0	:	2	VUCKOVIC M
PINHO S	:	2	
2	:	4	HARAMINA A
2	:	6	VUCKOVIC M
GONCALVES S	:	6	
4	:	8	HARAMINA A
PINHO S	:	8	
6	:	10	VUCKOVIC M
6	:	12	SMILJANIC K
GONCALVES S	:	12	
8	:	14	HARAMINA A
8	:	15	SMILJANIC K
PAULO C	:	15	
PINHO S	:	15	
MENDES D	:	15	

CRO - Croatia

No.	Name	Technical skills					
		Assists	Steals	Blocked Shots	Received 6m Fouls	Penalty Fouls	Turnovers
1	LOPAC-SKRINJAR Kristijana						
2	SMILJANIC Kristina	7					2
4	LESAC Lucia						
6	VUCKOVIC Mirna				1		1
7	MIHOLIC Lara						1
12	BUDAN Bruna						
14	HARAMINA Anja	1			1		1
20	GUDELJ Petra						1
21	HUNJADI Katja						
22	GVARDIOL Franka					1	
Team							
Totals		8			2	1	6

2nd Period

GONCALVES L	:	0	
2	:	2	MIHOLIC L
GONCALVES L	:	2	
4	:	4	VUCKOVIC M
PINHO S	:	4	
GONCALVES L	:	4	
8	:	6	VUCKOVIC M
GONCALVES L	:	6	
10	:	6	
GONCALVES L	:	6	
12	:	8	MIHOLIC L
12	:	10	MIHOLIC L
12	:	12	MIHOLIC L
12	:	14	HARAMINA A
12	:	16	MIHOLIC L
GONCALVES L	:	16	
14	:	18	MIHOLIC L

Legend:

%	Efficiency	1-Pt	1-Point-Shots	1-Pt Spin	1-Point-Spin Shots	DR	Disqualification with Report
GG	Golden Goal	No.	Number	P6m	6m Penalty Shots	Spin	Spin Shots
S	Suspension	S+D	Suspension+Disqualification				



Start List

Match No.: 3
Court 1

GER - ESP

Referees: BARTKOWIAK Sylwia (POL) / LAKOMY Weronika Monika (POL)

Technical Delegate A: CALDAS Luiz Filipe (BRA)

Technical Delegate B: KRAJCAR Nevena (CRO)

GER - Germany

No.	Name	Date of Birth	Competition Statistics						
			MP	Points	1-Pt	2-Pt	S	S+D	DR
5	WALTER Kirsten Sophie	21 FEB 1996							
8	GETTWART Belen Enja	15 MAR 2002							
9	PILZ Emma	9 JUL 2009							
10	KATTNER Isabel Fabienne	17 OCT 2000							
15	DRACHSLER Julia Constanze Chiara	22 AUG 1998							
17	KLINGLER Lena Franziska	3 OCT 2000							
18	BORRMANN Pauline	29 JUL 2007							
27	KURZKE Nele	16 JUN 1990							
33	KRETZSCHMAR Lucie Marie	7 AUG 2000							
66	MOLLMANN Amelie Johanna	22 MAY 2001							
Head Coach NOVAKOVIC Alexander Daniel			Total						

GER Played		
PR	ESP	7 AUG
PR	VIE	8 AUG
PR	DEN	9 AUG

ESP - Spain

No.	Name	Date of Birth	Competition Statistics						
			MP	Points	1-Pt	2-Pt	S	S+D	DR
3	BATISTA PORTERO Maria Asuncion	26 SEP 1993							
8	TORRAS PARERA Mireia	2 MAY 1996							
10	TRUJILLO ARTEAGA Maria	1 MAY 2004							
16	ENCINAS GUARDADO Patricia	14 SEP 1992							
17	DIAZ GONZALEZ Alba	16 JAN 2000							
19	SEMPERE AGULLO Miriam	19 NOV 1995							
25	GONZALEZ POUDEREUX Violeta	26 JUN 1993							
37	LAGUNA CONTRERAS Jimena	8 DEC 2000							
41	GONZALEZ LLAMBRICH Mariam	14 OCT 2005							
77	SANCHEZ FLORENTINO Gemma del Pilar	19 APR 2000							
Head Coach MORILLO BARO Juan Pablo			Total						

ESP Played		
PR	GER	7 AUG
PR	DEN	8 AUG
PR	VIE	9 AUG

Note:
Players below the bold line are not playing in this match

Legend:							
1-Pt	1-Point Shots	2-Pt	2-Point Shots	DR	Disqualification+Report	MP	Matches played
No.	Uniform Number	PR	Preliminary Round	S	Suspensions	S+D	Suspensions+Disqualifications



X	Women
	Women's J
	Women's Y

W03

Final Result

2 : 0

2nd Period					
A	P	B	A	P	B
	1			26	
9	2	17		27	
	3			28	
10	4	17		29	
	5			30	
17	6	8		31	
	7			32	
8	8	37		33	
	9			34	
10	10	3		35	
	11			36	
18	12	37		37	
	13			38	
17	14	37		39	
	15			40	
17	16	3		41	
18	17			42	
	18	3		43	
10	19			44	
	20			45	
	21			46	
	22			47	
	23			48	
	24			49	
	25			50	

1st Period	19 - 14		2nd Period	19 - 18
Result	1 - 0		Result	1 - 0
Shoot-out			Shoot-out	
			Result	

Germany											
No.											
DG											
6m											
P											

Spain											
No.											
DG											
6m											
P											

Legend:							
6m	6-metre-shot	DG	Direct Goal	DR	Disqualification with Report	GG	Golden Goal
No.	Number	Off.	Official	P	Points	S	Suspension
S+D	Suspension and Disqualification	Sig.	Signature	TTO	Team Timeout		



Results

Match No.: 3
Court 1

Germany 2 vs 0 Spain

Referees:
BARTKOWIAK Sylwia (POL)
LAKOMY Weronika Monika (POL)

1st Period: 19 - 14
2nd Period: 19 - 18

GER - Germany

Headcoach: NOVAKOVIC Alexander Daniel

Team Timeout 2nd Period: 9:51

No.	Name	Total				Goals / Shots							Punishments		
		Points	Goals	Shots	%	1-Pt All	1-Pt Spin	Spin	In-flight	Specialist	Direct Goal	6m	S	S+D	DR
5	WALTER Kirsten Sophie														
8	GETTWARE Belen Enja	4	2	6	33			2 / 5				0 / 1			
9	PILZ Emma	10	5	7	71					5 / 7					
10	KATTNER Isabel Fabienne	14	7	10	70			1 / 4	6 / 6						
15	DRACHSLER Julia Constanze Chiara														
17	KLINGLER Lena Franziska	7	4	5	80	1 / 1		1 / 2		2 / 2					
18	BORRMANN Pauline	3	2	2	100	1 / 1						1 / 1			
27	KURZKE Nele														
33	KRETZSCHMAR Lucie Marie														
66	MOLLMANN Amelie Johanna														
Bench/Team															
Totals		38	20	30	67	2 / 2		4 / 11	6 / 6	7 / 9		1 / 2			

No.	Goalkeeper	Total			Saves / Shots						
		Saves	Shots	%	1-Pt All	1-Pt Spin	Spin	In-flight	Specialist	Direct Goal	6m
27	KURZKE Nele	6	22	27			4 / 17		2 / 4		0 / 1
Totals		6	22	27			4 / 17		2 / 4		0 / 1

ESP - Spain

Headcoach: MORILLO BARO Juan Pablo

Team Timeouts: 8:31 8:22

No.	Name	Total				Goals / Shots							Punishments		
		Points	Goals	Shots	%	1-Pt All	1-Pt Spin	Spin	In-flight	Specialist	Direct Goal	6m	S	S+D	DR
3	BATISTA PORTERO Maria Asuncion	6	3	5	60			3 / 5							
8	TORRAS PARERA Mireia	4	2	3	67					2 / 3					
10	TRUJILLO ARTEAGA Maria												1		
16	ENCINAS GUARDADO Patricia		0	1	0						0 / 1				
17	DIAZ GONZALEZ Alba	4	2	4	50			2 / 3		0 / 1			1		
19	SEMPERE AGULLO Miriam														
25	GONZALEZ POUDEREUX Violeta														
37	LAGUNA CONTRERAS Jimena	10	5	7	71			4 / 6				1 / 1			
41	GONZALEZ LLAMBRICH Mariam	8	4	8	50			4 / 7	0 / 1				1		
77	SANCHEZ FLORENTINO Gemma del Pilar														
Bench/Team															
Totals		32	16	28	57			13 / 21	0 / 1	2 / 4	0 / 1	1 / 1	3		

No.	Goalkeeper	Total			Saves / Shots						
		Saves	Shots	%	1-Pt All	1-Pt Spin	Spin	In-flight	Specialist	Direct Goal	6m
16	ENCINAS GUARDADO Patricia	8	26	31	0 / 1		5 / 8	0 / 6	2 / 9		1 / 2
19	SEMPERE AGULLO Miriam	0	2	0	0 / 1		0 / 1				
Totals		8	28	29	0 / 2		5 / 9	0 / 6	2 / 9		1 / 2

Team Comparison

	1st Period				2nd Period			
	Germany		Spain		Germany		Spain	
	Goals/Shots	%	Goals/Shots	%	Goals/Shots	%	Goals/Shots	%
In-flight Shots	4 / 4	100	0 / 1	0	2 / 2	100		
Spin Shots	1 / 5	20	6 / 11	55	3 / 6	50	7 / 10	70
Specialist Shots	4 / 5	80	1 / 2	50	3 / 4	75	1 / 2	50
1-Point Shots	1 / 1	100			1 / 1	100		
Direct Goal Shots			0 / 1	0				
6-meter Shots					1 / 2	50	1 / 1	100
1-Point Spin Shots								



Results

Match No.: 3
Court 1

Germany 2 vs 0 Spain

Referees:
BARTKOWIAK Sylwia (POL)
LAKOMY Weronika Monika (POL)

1st Period: 19 - 14
2nd Period: 19 - 18

GER - Germany

No.	Name	Technical skills					
		Assists	Steals	Blocked Shots	Received 6m Fouls	Penalty Fouls	Turnovers
5	WALTER Kirsten Sophie						
8	GETTWART Belen Enja	6					2
9	PILZ Emma						
10	KATTNER Isabel Fabienne				1		
15	DRACHSLER Julia Constanze Chiara			1		1	
17	KLINGLER Lena Franziska	1			1		1
18	BORRMANN Pauline						1
27	KURZKE Nele						
33	KRETZSCHMAR Lucie Marie		4				
66	MOLLMANN Amelie Johanna						
Team							
Totals		7	4	1	2	1	4

Running Score GER - ESP

1st Period
 KATTNER IF 2 : 0
 KATTNER IF 4 : 0
 KATTNER IF 6 : 0
 6 : 2 LAGUNA CONTRERAS J
 6 : 4 GONZALEZ LLAMBRICH
 6 : 6 LAGUNA CONTRERAS J
 6 : 8 GONZALEZ LLAMBRICH
 PILZ E 8 : 8
 8 : 10 GONZALEZ LLAMBRICH
 PILZ E 10 : 10
 KATTNER IF 12 : 10
 12 : 12 TORRAS PARERA M
 PILZ E 14 : 12
 PILZ E 16 : 12
 KLINGLER LF 17 : 12
 GETTWART BE 19 : 12
 19 : 14 GONZALEZ LLAMBRICH

ESP - Spain

No.	Name	Technical skills					
		Assists	Steals	Blocked Shots	Received 6m Fouls	Penalty Fouls	Turnovers
3	BATISTA PORTERO Maria Asuncion						1
8	TORRAS PARERA Mireia						1
10	TRUJILLO ARTEAGA Maria						
16	ENCINAS GUARDADO Patricia						1
17	DIAZ GONZALEZ Alba						
19	SEMPERE AGULLO Miriam						
25	GONZALEZ POUDEREUX Violeta						
37	LAGUNA CONTRERAS Jimena	1			1		5
41	GONZALEZ LLAMBRICH Mariam					2	
77	SANCHEZ FLORENTINO Gemma del Pilar		1				1
Team							
Totals		1	1		1	2	9

2nd Period
 0 : 2 DIAZ GONZALEZ A
 PILZ E 2 : 2
 2 : 4 DIAZ GONZALEZ A
 KATTNER IF 4 : 4
 KLINGLER LF 6 : 4
 6 : 6 TORRAS PARERA M
 6 : 8 LAGUNA CONTRERAS J
 GETTWART BE 8 : 8
 KATTNER IF 10 : 8
 BORRMANN P 12 : 8
 12 : 10 BATISTA PORTERO MA
 KLINGLER LF 14 : 10
 KLINGLER LF 16 : 10
 16 : 12 LAGUNA CONTRERAS J
 16 : 14 LAGUNA CONTRERAS J
 BORRMANN P 17 : 14
 17 : 16 BATISTA PORTERO MA
 KATTNER IF 19 : 16
 19 : 18 BATISTA PORTERO MA

Legend:							
%	Efficiency	1-Pt	1-Point-Shots	1-Pt Spin	1-Point-Spin Shots	DR	Disqualification with Report
GG	Golden Goal	No.	Number	P6m	6m Penalty Shots	Spin	Spin Shots
S	Suspension	S+D	Suspension+Disqualification				



Start List

Match No.: 4
Court 2

DEN - VIE

Referees: CAO Hongjun (CHN) / XU Jian (CHN)

Technical Delegate A: ROLLAND Jerome (FRA)

Technical Delegate B: LI Dian (CHN)

DEN - Denmark

No.	Name	Date of Birth	Competition Statistics						
			MP	Points	1-Pt	2-Pt	S	S+D	DR
2	MADSEN Dina	30 AUG 2003							
3	GANDRUP ERNST Freja	5 AUG 2004							
6	TOPPEL Alberte	7 MAY 2003							
8	HANSEN Freja	11 MAR 2003							
9	ULRICHSEN Frida	11 SEP 2000							
16	VIND Ditte	2 JAN 1994							
17	JORGENSEN Sofie	24 FEB 2002							
22	LAERKE Frederikke	7 JAN 1995							
28	WINDING Ida	2 DEC 2001							
35	FAGER Freja	23 AUG 2006							
Head Coach HOLMEN Morten			Total						

DEN Played		
PR	VIE	7 AUG
PR	ESP	8 AUG
PR	GER	9 AUG

VIE - Vietnam

No.	Name	Date of Birth	Competition Statistics						
			MP	Points	1-Pt	2-Pt	S	S+D	DR
1	NGUYEN Thi Nhung	16 MAY 1999							
3	LU Ngoc Trinh	25 MAY 1996							
5	NGUYEN THI PHUNG Linh	24 MAY 1996							
6	PHAM Thi My Hang	16 OCT 1996							
7	HA Thi Hanh	30 JUL 1995							
8	DAM Thi Thanh Huyen	27 MAY 1997							
10	NGUYEN THI ANH Tuyet	12 FEB 2000							
17	TRAN HAI Yen	30 MAR 2005							
18	NGUYEN Thi Tra My	13 OCT 1993							
26	DO THI NHU Quynh	26 JAN 2003							
Head Coach HUYNH Minh Ngon			Total						

VIE Played		
PR	DEN	7 AUG
PR	GER	8 AUG
PR	ESP	9 AUG

Note:
Players below the bold line are not playing in this match

Legend:
1-Pt 1-Point Shots **2-Pt** 2-Point Shots **DR** Disqualification+Report **MP** Matches played
No. Uniform Number **PR** Preliminary Round **S** Suspensions **S+D** Suspensions+Disqualifications



MATCH AND REFEREES REPORT

BEACH HANDBALL

<input type="checkbox"/>	WCh
<input type="checkbox"/>	Continental
<input type="checkbox"/>	Youth Olympics

<input type="checkbox"/>	World Cup
<input type="checkbox"/>	International Match
<input checked="" type="checkbox"/>	World Games

<input type="checkbox"/>	Men
<input type="checkbox"/>	Men's J
<input type="checkbox"/>	Men's Y

<input checked="" type="checkbox"/>	Women
<input type="checkbox"/>	Women's J
<input type="checkbox"/>	Women's Y

Matchnumber

W04

A / Home Team

B / Away Team

Final Result

Denmark			Vietnam			
Place	Court No.	Date	Time	Spectators	Report follows	
Chengdu (CHN)	2	07/08/2025	11:40	260	NO	

2 : 0

No.	Team A	P	S	S+D	DR
2	MADSEN Dina				
3	GANDRUP ERNST Freja				
6	TOPPEL Alberte				
8	HANSEN Freja	4			
9	ULRICHSEN Frida	12			
16	VIND Ditte				
17	JORGENSEN Sofie	6			
22	LAERKE Frederikke	4	14:03		
28	WINDING Ida	10			
35	FAGER Freja				
A	HOLMEN Morten				
B	NIELSEN Mikkel				
C	LUNDGAARD Frederik				
D	THOMSEN Anders				
Sign. Off. A		TTO	9:51	9:51	

No.	Team B	P	S	S+D	DR
1	NGUYEN Thi Nhung				
3	LU Ngoc Trinh	15			
5	NGUYEN THI PHUNG Linh	2			
6	PHAM Thi My Hang	8			
7	HA Thi Hanh	2			
8	DAM Thi Thanh Huyen	6			
10	NGUYEN THI ANH Tuyet				
17	TRAN HAI Yen				
18	NGUYEN Thi Tra My				
26	DO THI NHU Quynh				
A	HUYNH Minh Ngon				
B					
C					
D					
Sign. Off. A		TTO	-	9:44	

Referees	Nat.	Signature
1 CAO Hongjun	CHN	
2 XU Jian	CHN	

Technical Delegates	Nat.	Signature
A ROLLAND Jerome	FRA	
B LI Dian	CHN	

1st Period					
A	P	B	A	P	B
	1			26	
8	2	8		27	
	3			28	
17	4	3		29	
	5			30	
28	6	3		31	
	7			32	
9	8	3		33	
	9			34	
9	10	8		35	
	11			36	
28	12	3		37	
	13			38	
28	14	3		39	
	15			40	
28	16	5		41	
	17			42	
9	18			43	
	19			44	
	20			45	
	21			46	
	22			47	
	23			48	
	24			49	
	25			50	

2nd Period					
A	P	B	A	P	B
	1			26	
28	2	3		27	
	3			28	
8	4	6		29	
	5			30	
9	6	7		31	
	7			32	
9	8	6		33	
	9			34	
17	10	3		35	
	11			36	
9	12	6		37	
	13			38	
22	14	6		39	
	15			40	
22	16	8		41	
	17	3		42	
17	18			43	
	19			44	
	20			45	
	21			46	
	22			47	
	23			48	
	24			49	
	25			50	

1st Period	18 - 16	2nd Period	18 - 17
Result	1 - 0	Result	1 - 0
Shoot-out		Shoot-out	
		Result	

Denmark

No.																			
DG																			
6m																			
P																			
Vietnam																			
No.																			
DG																			
6m																			
P																			

Legend:							
6m	6-metre-shot	DG	Direct Goal	DR	Disqualification with Report	GG	Golden Goal
No.	Number	Off.	Official	P	Points	S	Suspension
S+D	Suspension and Disqualification	Sign.	Signature	TTO	Team Timeout		



Results

Match No.: 4
Court 2

Denmark 2 vs 0 Vietnam

Referees:
CAO Hongjun (CHN)
XU Jian (CHN)

1st Period: 18 - 16
2nd Period: 18 - 17

DEN - Denmark

Headcoach: HOLMEN Morten

Team Timeouts: 9:51 9:51

No.	Name	Total				Goals / Shots							Punishments		
		Points	Goals	Shots	%	1-Pt All	1-Pt Spin	Spin	In-flight	Specialist	Direct Goal	6m	S	S+D	DR
2	MADSEN Dina														
3	GANDRUP ERNST Freja														
6	TOPPEL Alberte		0	1	0			0 / 1							
8	HANSEN Freja	4	2	2	100					2 / 2					
9	ULRICHSEN Frida	12	6	8	75			4 / 6				2 / 2			
16	VIND Ditte														
17	JORGENSEN Sofie	6	3	7	43			3 / 7							
22	LAERKE Frederikke	4	2	2	100					2 / 2			1		
28	WINDING Ida	10	5	9	56			5 / 9							
35	FAGER Freja														
Bench/Team															
Totals		36	18	29	62			12 / 23		4 / 4		2 / 2	1		

No.	Goalkeeper	Total			Saves / Shots						
		Saves	Shots	%	1-Pt All	1-Pt Spin	Spin	In-flight	Specialist	Direct Goal	6m
8	HANSEN Freja										
16	VIND Ditte	7	17	41	0 / 1		6 / 13		1 / 2		0 / 1
22	LAERKE Frederikke										
35	FAGER Freja	3	10	30			3 / 9	0 / 1			
Totals		10	27	37	0 / 1		9 / 22	0 / 1	1 / 2		0 / 1

VIE - Vietnam

Headcoach: HUYNH Minh Ngon

Team Timeout 2nd Period: 9:44

No.	Name	Total				Goals / Shots							Punishments		
		Points	Goals	Shots	%	1-Pt All	1-Pt Spin	Spin	In-flight	Specialist	Direct Goal	6m	S	S+D	DR
1	NGUYEN Thi Nhung														
3	LU Ngoc Trinh	15	8	11	73	1 / 1		7 / 10							
5	NGUYEN THI PHUNG Linh	2	1	2	50			1 / 2							
6	PHAM Thi My Hang	8	4	11	36			4 / 11							
7	HA Thi Hanh	2	1	2	50					1 / 2					
8	DAM Thi Thanh Huyen	6	3	3	100			1 / 1	1 / 1			1 / 1			
10	NGUYEN THI ANH Tuyet														
17	TRAN HAI Yen		0	1	0			0 / 1							
18	NGUYEN Thi Tra My														
26	DO THI NHU Quynh														
Bench/Team															
Totals		33	17	30	57	1 / 1		13 / 25	1 / 1	1 / 2		1 / 1			

No.	Goalkeeper	Total			Saves / Shots						
		Saves	Shots	%	1-Pt All	1-Pt Spin	Spin	In-flight	Specialist	Direct Goal	6m
1	NGUYEN Thi Nhung	6	20	30			6 / 15		0 / 3		0 / 2
7	HA Thi Hanh										
17	TRAN HAI Yen	1	5	20			1 / 4		0 / 1		
Totals		7	25	28			7 / 19		0 / 4		0 / 2



Results

Match No.: 4
Court 2

Team Comparison	1st Period				2nd Period			
	Denmark		Vietnam		Denmark		Vietnam	
	Goals/Shots	%	Goals/Shots	%	Goals/Shots	%	Goals/Shots	%
In-flight Shots			1 / 1	100				
Spin Shots	7 / 13	54	7 / 15	47	5 / 10	50	6 / 10	60
Specialist Shots	1 / 1	100	0 / 1	0	3 / 3	100	1 / 1	100
1-Point Shots							1 / 1	100
Direct Goal Shots								
6-meter Shots	1 / 1	100			1 / 1	100	1 / 1	100
1-Point Spin Shots								



Results

Match No.: 4
Court 2

Denmark 2 vs 0 Vietnam

Referees:
CAO Hongjun (CHN)
XU Jian (CHN)

1st Period: 18 - 16
2nd Period: 18 - 17

DEN - Denmark

No.	Name	Technical skills					
		Assists	Steals	Blocked Shots	Received 6m Fouls	Penalty Fouls	Turnovers
2	MADSEN Dina						
3	GANDRUP ERNST Freja			1			
6	TOPPEL Alberte					1	1
8	HANSEN Freja	1					1
9	ULRICHSEN Frida	1			1		1
16	VIND Ditte						
17	JORGENSEN Sofie						
22	LAERKE Frederikke		1				1
28	WINDING Ida	1			1		1
35	FAGER Freja						
Team							
Totals		3	1	1	2	1	5

VIE - Vietnam

No.	Name	Technical skills					
		Assists	Steals	Blocked Shots	Received 6m Fouls	Penalty Fouls	Turnovers
1	NGUYEN Thi Nhung						
3	LU Ngoc Trinh	2			1		1
5	NGUYEN THI PHUNG Linh						
6	PHAM Thi My Hang						
7	HA Thi Hanh	4					4
8	DAM Thi Thanh Huyen						
10	NGUYEN THI ANH Tuyet					1	
17	TRAN HAI Yen			1			
18	NGUYEN Thi Tra My						
26	DO THI NHU Quynh					1	
Team							
Totals		6		1	1	2	5

Running Score

DEN - VIE

1st Period

HANSEN F	2	:	0	
	2	:	2	DAM TTH
JORGENSEN S	4	:	2	
WINDING I	6	:	2	
	6	:	4	LU NT
ULRICHSEN F	8	:	4	
	8	:	6	LU NT
ULRICHSEN F	10	:	6	
	10	:	8	LU NT
WINDING I	12	:	8	
	12	:	10	DAM TTH
	12	:	12	LU NT
WINDING I	14	:	12	
	14	:	14	LU NT
WINDING I	16	:	14	
	16	:	16	NGUYEN THI PHUNG L
ULRICHSEN F	18	:	16	

2nd Period

WINDING I	2	:	0	
	2	:	2	LU NT
	2	:	4	PHAM TMH
HANSEN F	4	:	4	
	4	:	6	HA TH
	4	:	8	PHAM TMH
ULRICHSEN F	6	:	8	
	6	:	10	LU NT
ULRICHSEN F	8	:	10	
	8	:	12	PHAM TMH
JORGENSEN S	10	:	12	
	10	:	14	PHAM TMH
ULRICHSEN F	12	:	14	
	12	:	16	DAM TTH
LAERKE F	14	:	16	
LAERKE F	16	:	16	
	16	:	17	LU NT
JORGENSEN S	18	:	17	

Legend:

%	Efficiency	1-Pt	1-Point-Shots	1-Pt Spin	1-Point-Spin Shots	DR	Disqualification with Report
GG	Golden Goal	No.	Number	P6m	6m Penalty Shots	Spin	Spin Shots
S	Suspension	S+D	Suspension+Disqualification				



Start List

Match No.: 5
Court 1

VIE - GER

Referees: RADUT Corina-Floriana (ROU) / ENACHE Daniela-Andreea (ROU)

Technical Delegate A: GONZALEZ CASALES Paola (ESP)

Technical Delegate B: LI Dian (CHN)

VIE - Vietnam

No.	Name	Date of Birth	Competition Statistics						
			MP	Points	1-Pt	2-Pt	S	S+D	DR
1	NGUYEN Thi Nhung	16 MAY 1999	1						
3	LU Ngoc Trinh	25 MAY 1996	1	15	1/1	7/10			
5	NGUYEN THI PHUNG Linh	24 MAY 1996	1	2		1/2			
6	PHAM Thi My Hang	16 OCT 1996	1	8		4/11			
7	HA Thi Hanh	30 JUL 1995	1	2		1/2			
8	DAM Thi Thanh Huyen	27 MAY 1997	1	6		3/3			
10	NGUYEN THI ANH Tuyet	12 FEB 2000	1						
17	TRAN HAI Yen	30 MAR 2005	1			0/1			
18	NGUYEN Thi Tra My	13 OCT 1993	1						
26	DO THI NHU Quynh	26 JAN 2003	1						
Head Coach HUYNH Minh Ngon			Total	33	1/1	16/29			

VIE Played		
PR	DEN	0-2
PR	GER	8 AUG
PR	ESP	9 AUG

GER - Germany

No.	Name	Date of Birth	Competition Statistics						
			MP	Points	1-Pt	2-Pt	S	S+D	DR
5	WALTER Kirsten Sophie	21 FEB 1996	1						
8	GETTWARD Belen Enja	15 MAR 2002	1	4		2/6			
9	PILZ Emma	9 JUL 2009	1	10		5/7			
10	KATTNER Isabel Fabienne	17 OCT 2000	1	14		7/10			
15	DRACHSLER Julia Constanze Chiara	22 AUG 1998	1						
17	KLINGLER Lena Franziska	3 OCT 2000	1	7	1/1	3/4			
18	BORRMANN Pauline	29 JUL 2007	1	3	1/1	1/1			
27	KURZKE Nele	16 JUN 1990	1						
33	KRETZSCHMAR Lucie Marie	7 AUG 2000	1						
66	MOLLMANN Amelie Johanna	22 MAY 2001	1						
Head Coach NOVAKOVIC Alexander Daniel			Total	38	2/2	18/28			

GER Played		
PR	ESP	2-0
PR	VIE	8 AUG
PR	DEN	9 AUG

Note:
Players below the bold line are not playing in this match

Legend:
1-Pt 1-Point Shots **2-Pt** 2-Point Shots **DR** Disqualification+Report **MP** Matches played
No. Uniform Number **PR** Preliminary Round **S** Suspensions **S+D** Suspensions+Disqualifications



X	Women
	Women's J
	Women's Y

W05

Final Result

0 : 2

2nd Period					
A	P	B	A	P	B
	1			26	
8	2	17		27	
	3			28	
3	4	10		29	
	5			30	
8	6	8		31	
	7			32	
7	8	18		33	
	9			34	
6	10	8		35	
	11			36	
7	12	18		37	
	13			38	
	14	8		39	
	15			40	
	16	10		41	
	17			42	
	18	17		43	
	19			44	
	20	17		45	
	21			46	
	22	18		47	
	23			48	
	24	8		49	
	25			50	

1st Period	16 - 26		2nd Period	12 - 24
Result	0 - 1		Result	0 - 1
Shoot-out			Shoot-out	
			Result	

Vietnam											
No.											
DG											
6m											
P											

Germany											
No.											
DG											
6m											
P											

Legend:							
6m	6-metre-shot	DG	Direct Goal	DR	Disqualification with Report	GG	Golden Goal
No.	Number	Off.	Official	P	Points	S	Suspension
S+D	Suspension and Disqualification	Sig.	Signature	TTO	Team Timeout		



Results

Match No.: 5
Court 1

Vietnam 0 vs 2 Germany

Referees:
RADUT Corina-Floriana (ROU)
ENACHE Daniela-Andreea (ROU)

1st Period: 16 - 26
2nd Period: 12 - 24

VIE - Vietnam

Headcoach: HUYNH Minh Ngon

Team Timeout 2nd Period: 8:46

No.	Name	Total				Goals / Shots							Punishments		
		Points	Goals	Shots	%	1-Pt All	1-Pt Spin	Spin	In-flight	Specialist	Direct Goal	6m	S	S+D	DR
1	NGUYEN Thi Nhung														
3	LU Ngoc Trinh	4	2	7	29			2 / 7					1		
5	NGUYEN THI PHUNG Linh	4	2	4	50			2 / 4							
6	PHAM Thi My Hang	4	2	5	40			2 / 5					1		
7	HA Thi Hanh	6	3	4	75					3 / 4					
8	DAM Thi Thanh Huyen	10	5	6	83			1 / 1	2 / 3			2 / 2			
10	NGUYEN THI ANH Tuyet		0	1	0					0 / 1					
17	TRAN HAI Yen														
18	NGUYEN Thi Tra My												1		
26	DO THI NHU Quynh														1
Bench/Team															
Totals		28	14	27	52			7 / 17	2 / 3	3 / 5		2 / 2	3		1

No.	Goalkeeper	Total			Saves / Shots						
		Saves	Shots	%	1-Pt All	1-Pt Spin	Spin	In-flight	Specialist	Direct Goal	6m
1	NGUYEN Thi Nhung	2	18	11			0 / 5	0 / 3	0 / 3	1 / 1	1 / 6
17	TRAN HAI Yen	3	11	27			0 / 6	2 / 3	1 / 2		
Totals		5	30	17			0 / 12	2 / 6	1 / 5	1 / 1	1 / 6

GER - Germany

Headcoach: NOVAKOVIC Alexander Daniel

No.	Name	Total				Goals / Shots							Punishments		
		Points	Goals	Shots	%	1-Pt All	1-Pt Spin	Spin	In-flight	Specialist	Direct Goal	6m	S	S+D	DR
5	WALTER Kirsten Sophie														
8	GETTWART Belen Enja	10	5	5	100			5 / 5							
9	PILZ Emma		0	1	0					0 / 1					
10	KATTNER Isabel Fabienne	12	6	8	75			2 / 2	4 / 6						
15	DRACHSLER Julia Constanze Chiara												1		
17	KLINGLER Lena Franziska	10	5	5	100			1 / 1		4 / 4					
18	BORRMANN Pauline	10	5	7	71							5 / 7			
27	KURZKE Nele		0	1	0						0 / 1				
33	KRETZSCHMAR Lucie Marie														
66	MOLLMANN Amelie Johanna	8	4	4	100			4 / 4							
Bench/Team															
Totals		50	25	31	81			12 / 12	4 / 6	4 / 5	0 / 1	5 / 7	1		

No.	Goalkeeper	Total			Saves / Shots						
		Saves	Shots	%	1-Pt All	1-Pt Spin	Spin	In-flight	Specialist	Direct Goal	6m
27	KURZKE Nele	5	19	26			4 / 11	0 / 2	1 / 4		0 / 2
Totals		5	19	26			4 / 11	0 / 2	1 / 4		0 / 2

Team Comparison

	1st Period				2nd Period			
	Vietnam		Germany		Vietnam		Germany	
	Goals/Shots	%	Goals/Shots	%	Goals/Shots	%	Goals/Shots	%
In-flight Shots	1 / 1	100	3 / 4	75	1 / 2	50	1 / 2	50
Spin Shots	4 / 8	50	6 / 6	100	3 / 9	33	6 / 6	100
Specialist Shots	1 / 3	33	2 / 2	100	2 / 2	100	2 / 3	67
1-Point Shots								
Direct Goal Shots							0 / 1	0
6-meter Shots	2 / 2	100	2 / 3	67			3 / 4	75
1-Point Spin Shots								



Results

Match No.: 5
Court 1

Vietnam 0 vs 2 Germany

Referees:
RADUT Corina-Floriana (ROU)
ENACHE Daniela-Andreea (ROU)

1st Period: 16 - 26
2nd Period: 12 - 24

VIE - Vietnam

No.	Name	Technical skills					
		Assists	Steals	Blocked Shots	Received 6m Fouls	Penalty Fouls	Turnovers
1	NGUYEN Thi Nhung						
3	LU Ngoc Trinh					1	3
5	NGUYEN THI PHUNG Linh	1			1		
6	PHAM Thi My Hang					1	2
7	HA Thi Hanh	3			1		5
8	DAM Thi Thanh Huyen						
10	NGUYEN THI ANH Tuyet					1	
17	TRAN HAI Yen						
18	NGUYEN Thi Tra My					3	
26	DO THI NHU Quynh					1	
Team							1
Totals		4			2	7	11

GER - Germany

No.	Name	Technical skills					
		Assists	Steals	Blocked Shots	Received 6m Fouls	Penalty Fouls	Turnovers
5	WALTER Kirsten Sophie						
8	GETTWART Belen Enja	4			1		
9	PILZ Emma						
10	KATTNER Isabel Fabienne	2			4		
15	DRACHSLER Julia Constanze Chiara	1	4	4	1	2	
17	KLINGLER Lena Franziska	1			1		
18	BORRMANN Pauline						1
27	KURZKE Nele						
33	KRETZSCHMAR Lucie Marie		2	1			
66	MOLLMANN Amelie Johanna	1					
Team							
Totals		9	6	5	7	2	1

Running Score

VIE - GER

1st Period

0	:	2	MOLLMANN AJ
HA TH	:	2	
2	:	4	KLINGLER LF
2	:	6	BORRMANN P
2	:	8	BORRMANN P
LU NT	:	8	
4	:	10	KLINGLER LF
4	:	12	KATTNER IF
DAM TTH	:	12	
6	:	14	GETTWART BE
NGUYEN THI PHUNG L	:	14	
8	:	16	KATTNER IF
DAM TTH	:	16	
NGUYEN THI PHUNG L	:	16	
12	:	18	MOLLMANN AJ
DAM TTH	:	18	
14	:	20	MOLLMANN AJ
14	:	22	MOLLMANN AJ
14	:	24	KATTNER IF
14	:	26	KATTNER IF
PHAM TMH	:	26	

2nd Period

DAM TTH	:	0	
2	:	2	KLINGLER LF
LU NT	:	2	
4	:	4	KATTNER IF
DAM TTH	:	4	
6	:	6	GETTWART BE
6	:	8	BORRMANN P
6	:	10	GETTWART BE
HA TH	:	10	
8	:	12	BORRMANN P
8	:	14	GETTWART BE
8	:	16	KATTNER IF
8	:	18	KLINGLER LF
8	:	20	KLINGLER LF
PHAM TMH	:	20	
10	:	22	BORRMANN P
HA TH	:	22	
12	:	24	GETTWART BE

Legend:

%	Efficiency	1-Pt	1-Point-Shots	1-Pt Spin	1-Point-Spin Shots	DR	Disqualification with Report
GG	Golden Goal	No.	Number	P6m	6m Penalty Shots	Spin	Spin Shots
S	Suspension	S+D	Suspension+Disqualification				



Start List

Match No.: 6
Court 2

ESP - DEN

Referees: BRASIL Lucas (BRA) / SANTOS Wictor (BRA)

Technical Delegate A: OPAVA Jiri (CZE)

Technical Delegate B: KRAJCAR Nevena (CRO)

ESP - Spain

No.	Name	Date of Birth	Competition Statistics						
			MP	Points	1-Pt	2-Pt	S	S+D	DR
3	BATISTA PORTERO Maria Asuncion	26 SEP 1993	1	6		3/5			
8	TORRAS PARERA Mireia	2 MAY 1996	1	4		2/3			
10	TRUJILLO ARTEAGA Maria	1 MAY 2004	1				1		
16	ENCINAS GUARDADO Patricia	14 SEP 1992	1			0/1			
17	DIAZ GONZALEZ Alba	16 JAN 2000	1	4		2/4	1		
19	SEMPERE AGULLO Miriam	19 NOV 1995	1						
25	GONZALEZ POUDEREUX Violeta	26 JUN 1993	1						
37	LAGUNA CONTRERAS Jimena	8 DEC 2000	1	10		5/7			
41	GONZALEZ LLAMBRICH Mariam	14 OCT 2005	1	8		4/8	1		
77	SANCHEZ FLORENTINO Gemma del Pilar	19 APR 2000	1						
Head Coach MORILLO BARO Juan Pablo			Total	32		16/28	3		

ESP Played		
PR	GER	0-2
PR	DEN	8 AUG
PR	VIE	9 AUG

DEN - Denmark

No.	Name	Date of Birth	Competition Statistics						
			MP	Points	1-Pt	2-Pt	S	S+D	DR
2	MADSEN Dina	30 AUG 2003	1						
3	GANDRUP ERNST Freja	5 AUG 2004	1						
6	TOPPEL Alberte	7 MAY 2003	1			0/1			
8	HANSEN Freja	11 MAR 2003	1	4		2/2			
9	ULRICHSEN Frida	11 SEP 2000	1	12		6/8			
16	VIND Ditte	2 JAN 1994	1						
17	JORGENSEN Sofie	24 FEB 2002	1	6		3/7			
22	LAERKE Frederikke	7 JAN 1995	1	4		2/2	1		
28	WINDING Ida	2 DEC 2001	1	10		5/9			
35	FAGER Freja	23 AUG 2006	1						
Head Coach HOLMEN Morten			Total	36		18/29	1		

DEN Played		
PR	VIE	2-0
PR	ESP	8 AUG
PR	GER	9 AUG

Note:
Players below the bold line are not playing in this match

Legend:
1-Pt 1-Point Shots **2-Pt** 2-Point Shots **DR** Disqualification+Report **MP** Matches played
No. Uniform Number **PR** Preliminary Round **S** Suspensions **S+D** Suspensions+Disqualifications



MATCH AND REFEREES REPORT

BEACH HANDBALL

<input type="checkbox"/>	WCh
<input type="checkbox"/>	Continental
<input type="checkbox"/>	Youth Olympics

<input type="checkbox"/>	World Cup
<input type="checkbox"/>	International Match
<input checked="" type="checkbox"/>	World Games

<input type="checkbox"/>	Men
<input type="checkbox"/>	Men's J
<input type="checkbox"/>	Men's Y

<input checked="" type="checkbox"/>	Women
<input type="checkbox"/>	Women's J
<input type="checkbox"/>	Women's Y

Matchnumber

W06

A / Home Team

B / Away Team

Final Result

Spain			Denmark			
Place	Court No.	Date	Time	Spectators	Report follows	
Chengdu (CHN)	2	08/08/2025	15:30	260	NO	

2 : 0

No.	Team A	P	S	S+D	DR
3	BATISTA PORTERO Maria Asuncion	12			
8	TORRAS PARERA Mireia				
10	TRUJILLO ARTEAGA Maria				
16	ENCINAS GUARDADO Patricia	4			
17	DIAZ GONZALEZ Alba	1			
19	SEMPERE AGULLO Miriam				
25	GONZALEZ POUDEREUX Violeta				
37	LAGUNA CONTRERAS Jimena	7			
41	GONZALEZ LLAMBRICH Mariam	8			
77	SANCHEZ FLORENTINO Gemma del Pilar				
A	MORILLO BARO Juan Pablo				
B	NAVARRO GUIJO Jose Antonio				
C	CALVILLO RODA Jose Maria				
D	RODRIGUEZ GARCIA Estefania				
Sign. Off. A		TTO	9:23	9:40	

No.	Team B	P	S	S+D	DR
2	MADSEN Dina				
3	GANDRUP ERNST Freja		15:43		
6	TOPPEL Alberte		14:02		
8	HANSEN Freja	2			
9	ULRICHSEN Frida	4			
16	VIND Ditte				
17	JORGENSEN Sofie	10			
22	LAERKE Frederikke	2			
28	WINDING Ida	12			
35	FAGER Freja				
A	HOLMEN Morten				
B	NIELSEN Mikkel				
C	LUNDGAARD Frederik				
D	THOMSEN Anders				
Sign. Off. A		TTO	9:50	9:52	

Referees	Nat.	Signature
1	BRASIL Lucas	BRA
2	SANTOS Wictor	BRA

Technical Delegates	Nat.	Signature
A	OPAVA Jiri	CZE
B	KRAJCAR Nevena	CRO

1st Period					
A	P	B	A	P	B
	1			26	
41	2	28		27	
	3			28	
3	4	17		29	
	5			30	
3	6	28		31	
	7			32	
16	8	8		33	
	9			34	
16	10	28		35	
	11			36	
41	12	9		37	
37	13			38	
	14			39	
	15			40	
	16			41	
	17			42	
	18			43	
	19			44	
	20			45	
	21			46	
	22			47	
	23			48	
	24			49	
	25			50	

2nd Period					
A	P	B	A	P	B
	1			26	
37	2	17		27	
	3			28	
3	4	17		29	
	5			30	
3	6	17		31	
	7			32	
37	8	28		33	
	9			34	
3	10	28		35	
	11			36	
3	12	28		37	
	13			38	
41	14	22		39	
	15			40	
37	16	17		41	
	17			42	
41	18	9		43	
17	19			44	
	20			45	
	21			46	
	22			47	
	23			48	
	24			49	
	25			50	

1st Period	13 - 12	2nd Period	19 - 18
Result	1 - 0	Result	1 - 0
Shoot-out		Shoot-out	
		Result	

Spain

No.											
DG											
6m											
P											
Denmark											
No.											
DG											
6m											
P											

Legend:							
6m	6-metre-shot	DG	Direct Goal	DR	Disqualification with Report	GG	Golden Goal
No.	Number	Off.	Official	P	Points	S	Suspension
S+D	Suspension and Disqualification	Sign.	Signature	TTO	Team Timeout		



Results

Match No.: 6
Court 2

Spain 2 vs 0 Denmark

Referees:
BRASIL Lucas (BRA)
SANTOS Wictor (BRA)

1st Period: 13 - 12
2nd Period: 19 - 18

ESP - Spain

Headcoach: MORILLO BARO Juan Pablo

Team Timeouts: 9:23 9:40

No.	Name	Total				Goals / Shots							Punishments		
		Points	Goals	Shots	%	1-Pt All	1-Pt Spin	Spin	In-flight	Specialist	Direct Goal	6m	S	S+D	DR
3	BATISTA PORTERO Maria Asuncion	12	6	7	86			2 / 3	3 / 3			1 / 1			
8	TORRAS PARERA Mireia		0	2	0					0 / 2					
10	TRUJILLO ARTEAGA Maria														
16	ENCINAS GUARDADO Patricia	4	2	2	100						2 / 2				
17	DIAZ GONZALEZ Alba	1	1	2	50	1 / 1		0 / 1							
19	SEMPERE AGULLO Miriam														
25	GONZALEZ POUDEREUX Violeta														
37	LAGUNA CONTRERAS Jimena	7	4	6	67	1 / 1		3 / 4				0 / 1			
41	GONZALEZ LLAMBRICH Mariam	8	4	8	50			4 / 8							
77	SANCHEZ FLORENTINO Gemma del Pilar														
Bench/Team															
Totals		32	17	27	63	2 / 2		9 / 16	3 / 3	0 / 2	2 / 2	1 / 2			

No.	Goalkeeper	Total			Saves / Shots						
		Saves	Shots	%	1-Pt All	1-Pt Spin	Spin	In-flight	Specialist	Direct Goal	6m
8	TORRAS PARERA Mireia	0	1	0				0 / 1			
16	ENCINAS GUARDADO Patricia	6	16	38	1 / 1		4 / 13		1 / 2		
19	SEMPERE AGULLO Miriam	4	8	50			4 / 7		0 / 1		
Totals		10	25	40	1 / 1		8 / 20	0 / 1	1 / 3		

DEN - Denmark

Headcoach: HOLMEN Morten

Team Timeouts: 9:50 9:52

No.	Name	Total				Goals / Shots							Punishments		
		Points	Goals	Shots	%	1-Pt All	1-Pt Spin	Spin	In-flight	Specialist	Direct Goal	6m	S	S+D	DR
2	MADSEN Dina														
3	GANDRUP ERNST Freja												1		
6	TOPPEL Alberte												1		
8	HANSEN Freja	2	1	2	50					1 / 2					
9	ULRICHSEN Frida	4	2	5	40	0 / 1		2 / 4							
16	VIND Ditte														
17	JORGENSEN Sofie	10	5	8	63			4 / 7	1 / 1						
22	LAERKE Frederikke	2	1	3	33	0 / 1				1 / 2					
28	WINDING Ida	12	6	9	67			6 / 9							
35	FAGER Freja														
Bench/Team															
Totals		30	15	28	54	0 / 2		12 / 21	1 / 1	2 / 4			2		

No.	Goalkeeper	Total			Saves / Shots						
		Saves	Shots	%	1-Pt All	1-Pt Spin	Spin	In-flight	Specialist	Direct Goal	6m
8	HANSEN Freja	1	3	33			1 / 1	0 / 1		0 / 1	
16	VIND Ditte	2	7	29			1 / 4	0 / 1			1 / 2
22	LAERKE Frederikke	0	1	0			0 / 1				
35	FAGER Freja	4	13	31	0 / 2		3 / 8	0 / 1	1 / 1	0 / 1	
Totals		7	24	29	0 / 2		5 / 14	0 / 3	1 / 1	0 / 2	1 / 2



Results

Match No.: 6
Court 2

Team Comparison	1st Period				2nd Period			
	Spain		Denmark		Spain		Denmark	
	Goals/Shots	%	Goals/Shots	%	Goals/Shots	%	Goals/Shots	%
In-flight Shots	1 / 1	100			2 / 2	100	1 / 1	100
Spin Shots	3 / 8	38	5 / 8	63	6 / 8	75	7 / 13	54
Specialist Shots	0 / 2	0	1 / 2	50			1 / 2	50
1-Point Shots	1 / 1	100	0 / 2	0	1 / 1	100		
Direct Goal Shots	2 / 2	100						
6-meter Shots					1 / 2	50		
1-Point Spin Shots								



Results

Match No.: 6
Court 2

Spain 2 vs 0 Denmark

Referees:
BRASIL Lucas (BRA)
SANTOS Wictor (BRA)

1st Period: 13 - 12
2nd Period: 19 - 18

ESP - Spain

No.	Name	Technical skills					
		Assists	Steals	Blocked Shots	Received 6m Fouls	Penalty Fouls	Turnovers
3	BATISTA PORTERO Maria Asuncion				1		
8	TORRAS PARERA Mireia						1
10	TRUJILLO ARTEAGA Maria						
16	ENCINAS GUARDADO Patricia						
17	DIAZ GONZALEZ Alba		2				
19	SEMPERE AGULLO Miriam						
25	GONZALEZ POUDEREUX Violeta						
37	LAGUNA CONTRERAS Jimena	3			1		1
41	GONZALEZ LLAMBRICH Mariam	1					
77	SANCHEZ FLORENTINO Gemma del Pilar		1				
Team							
Totals		4	3		2		2

Running Score

ESP - DEN

1st Period

GONZALEZ LLAMBRICH	2	:	0	
	2	:	2	WINDING I
	2	:	4	JORGENSEN S
BATISTA PORTERO MA	4	:	4	
BATISTA PORTERO MA	6	:	4	
	6	:	6	WINDING I
	6	:	8	HANSEN F
ENCINAS GUARDADO P	8	:	8	
	8	:	10	WINDING I
ENCINAS GUARDADO P	10	:	10	
	10	:	12	ULRICHSEN F
GONZALEZ LLAMBRICH	12	:	12	
LAGUNA CONTRERAS J	13	:	12	

2nd Period

LAGUNA CONTRERAS J	2	:	0	
BATISTA PORTERO MA	4	:	0	
	4	:	2	JORGENSEN S
BATISTA PORTERO MA	6	:	2	
	6	:	4	JORGENSEN S
LAGUNA CONTRERAS J	8	:	4	
	8	:	6	JORGENSEN S
	8	:	8	WINDING I
BATISTA PORTERO MA	10	:	8	
	10	:	10	WINDING I
BATISTA PORTERO MA	12	:	10	
	12	:	12	WINDING I
GONZALEZ LLAMBRICH	14	:	12	
	14	:	14	LAERKE F
LAGUNA CONTRERAS J	16	:	14	
GONZALEZ LLAMBRICH	18	:	14	
	18	:	16	JORGENSEN S
DIAZ GONZALEZ A	19	:	16	
	19	:	18	ULRICHSEN F

DEN - Denmark

No.	Name	Technical skills					
		Assists	Steals	Blocked Shots	Received 6m Fouls	Penalty Fouls	Turnovers
2	MADSEN Dina			1			
3	GANDRUP ERNST Freja					1	
6	TOPPEL Alberte					1	
8	HANSEN Freja						2
9	ULRICHSEN Frida	2					1
16	VIND Ditte						
17	JORGENSEN Sofie						1
22	LAERKE Frederikke						
28	WINDING Ida						1
35	FAGER Freja						
Team							
Totals		2		1		2	5

Legend:

%	Efficiency	1-Pt	1-Point-Shots	1-Pt Spin	1-Point-Spin Shots	DR	Disqualification with Report
GG	Golden Goal	No.	Number	P6m	6m Penalty Shots	Spin	Spin Shots
S	Suspension	S+D	Suspension+Disqualification				



Start List

Match No.: 11
Court 1

GER - DEN

Referees: JOHANSSON GOMER Johan Olof (SWE) / GOMER Martin (SWE)

Technical Delegate A: CALDAS Luiz Filipe (BRA)

Technical Delegate B: ROLLAND Jerome (FRA)

GER - Germany

No.	Name	Date of Birth	Competition Statistics						
			MP	Points	1-Pt	2-Pt	S	S+D	DR
5	WALTER Kirsten Sophie	21 FEB 1996	2						
8	GETTWART Belen Enja	15 MAR 2002	2	14		7/11			
9	PILZ Emma	9 JUL 2009	2	10		5/8			
10	KATTNER Isabel Fabienne	17 OCT 2000	2	26		13/18			
15	DRACHSLER Julia Constanze Chiara	22 AUG 1998	2				1		
17	KLINGLER Lena Franziska	3 OCT 2000	2	17	1/1	8/9			
18	BORRMANN Pauline	29 JUL 2007	2	13	1/1	6/8			
27	KURZKE Nele	16 JUN 1990	2			0/1			
33	KRETZSCHMAR Lucie Marie	7 AUG 2000	2						
66	MOLLMANN Amelie Johanna	22 MAY 2001	2	8		4/4			
Head Coach NOVAKOVIC Alexander Daniel			Total	88	2/2	43/59	1		

GER Played		
PR	ESP	2-0
PR	VIE	2-0
PR	DEN	9 AUG

DEN - Denmark

No.	Name	Date of Birth	Competition Statistics						
			MP	Points	1-Pt	2-Pt	S	S+D	DR
2	MADSEN Dina	30 AUG 2003	2						
3	GANDRUP ERNST Freja	5 AUG 2004	2				1		
6	TOPPEL Alberte	7 MAY 2003	2			0/1	1		
8	HANSEN Freja	11 MAR 2003	2	6		3/4			
9	ULRICHSEN Frida	11 SEP 2000	2	16	0/1	8/12			
16	VIND Ditte	2 JAN 1994	2						
17	JORGENSEN Sofie	24 FEB 2002	2	16		8/15			
22	LAERKE Frederikke	7 JAN 1995	2	6	0/1	3/4	1		
28	WINDING Ida	2 DEC 2001	2	22		11/18			
35	FAGER Freja	23 AUG 2006	2						
Head Coach HOLMEN Morten			Total	66	0/2	33/55	3		

DEN Played		
PR	VIE	2-0
PR	ESP	0-2
PR	GER	9 AUG

Note:
Players below the bold line are not playing in this match

Legend:		2-Pt		DR		MP	
1-Pt	1-Point Shots	2-Pt	2-Point Shots	DR	Disqualification+Report	MP	Matches played
No.	Uniform Number	PR	Preliminary Round	S	Suspensions	S+D	Suspensions+Disqualifications



MATCH AND REFEREES REPORT

BEACH HANDBALL

<input type="checkbox"/>	WCh
<input type="checkbox"/>	Continental
<input type="checkbox"/>	Youth Olympics

<input type="checkbox"/>	World Cup
<input type="checkbox"/>	International Match
<input checked="" type="checkbox"/>	World Games

<input type="checkbox"/>	Men
<input type="checkbox"/>	Men's J
<input type="checkbox"/>	Men's Y

<input checked="" type="checkbox"/>	Women
<input type="checkbox"/>	Women's J
<input type="checkbox"/>	Women's Y

Matchnumber

W11

A / Home Team

B / Away Team

Final Result

Germany			Denmark			
Place	Court No.	Date	Time	Spectators	Report follows	
Chengdu (CHN)	1	09/08/2025	17:10	300	NO	

2 : 0

No.	Team A	P	S	S+D	DR
5	WALTER Kirsten Sophie				
8	GETTWARD Belen Enja	4			
9	PILZ Emma	4			
10	KATTNER Isabel Fabienne	10			
15	DRACHSLER Julia Constanze Chiara				
17	KLINGLER Lena Franziska	12			
18	BORRMANN Pauline	9			
27	KURZKE Nele	4			
33	KRETZSCHMAR Lucie Marie		19:12		
66	MOLLMANN Amelie Johanna				
A	NOVAKOVIC Alexander Daniel				
B	VOSSHANS Ruben				
C	STROBEL-WIRTH Wibke				
D	DR. DREYER Florian Joseph Heiner				
Sign. Off. A		TTO	-	9:39	

No.	Team B	P	S	S+D	DR
2	MADSEN Dina				
3	GANDRUP ERNST Freja				
6	TOPPEL Alberte				
8	HANSEN Freja				
9	ULRICHSEN Frida	14			
16	VIND Ditte				
17	JORGENSEN Sofie	6			
22	LAERKE Frederikke	12			
28	WINDING Ida	4			
35	FAGER Freja				
A	HOLMEN Morten				
B	NIELSEN Mikkel				
C	LUNDGAARD Frederik				
D	THOMSEN Anders				
Sign. Off. A		TTO	-	9:47	

Referees	Nat.	Signature
1	JOHANSSON GOMER Johan Olof	SWE
2	GOMER Martin	SWE

Technical Delegates	Nat.	Signature
A	CALDAS Luiz Filipe	BRA
B	ROLLAND Jerome	FRA

1st Period					
A	P	B	A	P	B
	1			26	
18	2	9		27	
	3			28	
18	4	9		29	
	5			30	
18	6	9		31	
	7			32	
18	8	17		33	
	9			34	
8	10	28		35	
	11			36	
9	12	9		37	
	13			38	
10	14	22		39	
	15			40	
10	16			41	
	17			42	
9	18			43	
	19			44	
10	20			45	
	21			46	
	22			47	
	23			48	
	24			49	
	25			50	

2nd Period					
A	P	B	A	P	B
	1			26	
8	2	17		27	
	3			28	
17	4	22		29	
	5			30	
10	6	17		31	
	7			32	
27	8	22		33	
	9			34	
10	10	9		35	
	11			36	
17	12	22		37	
	13			38	
17	14	9		39	
	15			40	
17	16	22		41	
	17			42	
17	18	22		43	
	19			44	
27	20	9		45	
	21			46	
17	22	28		47	
18	23			48	
	24			49	
	25			50	

1st Period	20 - 14		2nd Period	23 - 22 (GG)
Result	1 - 0		Result	1 - 0
Shoot-out			Shoot-out	
			Result	

Germany

No.																			
DG																			
6m																			
P																			
Denmark																			
No.																			
DG																			
6m																			
P																			

Legend:							
6m	6-metre-shot	DG	Direct Goal	DR	Disqualification with Report	GG	Golden Goal
No.	Number	Off.	Official	P	Points	S	Suspension
S+D	Suspension and Disqualification	Sign.	Signature	TTO	Team Timeout		



Results

Match No.: 11
Court 1

Germany 2 vs 0 Denmark

Referees:
JOHANSSON GOMER Johan Olof (SWE)
GOMER Martin (SWE)

1st Period: 20 - 14
2nd Period: 23 - 22 (GG)

GER - Germany

Headcoach: NOVAKOVIC Alexander Daniel

Team Timeout 2nd Period: 9:39

No.	Name	Total				Goals / Shots							Punishments		
		Points	Goals	Shots	%	1-Pt All	1-Pt Spin	Spin	In-flight	Specialist	Direct Goal	6m	S	S+D	DR
5	WALTER Kirsten Sophie														
8	GETTWARE Belen Enja	4	2	3	67			2 / 3							
9	PILZ Emma	4	2	3	67					2 / 3					
10	KATTNER Isabel Fabienne	10	5	10	50			1 / 2	4 / 8						
15	DRACHSLER Julia Constanze Chiara														
17	KLINGLER Lena Franziska	12	6	10	60			5 / 8	1 / 1	0 / 1					
18	BORRMANN Pauline	9	5	6	83	1 / 1		4 / 5							
27	KURZKE Nele	4	2	2	100						2 / 2				
33	KRETZSCHMAR Lucie Marie												1		
66	MOLLMANN Amelie Johanna														
Bench/Team															
Totals		43	22	34	65	1 / 1		12 / 18	5 / 9	2 / 4	2 / 2		1		

No.	Goalkeeper	Total			Saves / Shots						
		Saves	Shots	%	1-Pt All	1-Pt Spin	Spin	In-flight	Specialist	Direct Goal	6m
27	KURZKE Nele	7	25	28	1 / 1		5 / 13		1 / 7		0 / 4
Totals		7	25	28	1 / 1		5 / 13		1 / 7		0 / 4

DEN - Denmark

Headcoach: HOLMEN Morten

Team Timeout 2nd Period: 9:47

No.	Name	Total				Goals / Shots							Punishments		
		Points	Goals	Shots	%	1-Pt All	1-Pt Spin	Spin	In-flight	Specialist	Direct Goal	6m	S	S+D	DR
2	MADSEN Dina														
3	GANDRUP ERNST Freja														
6	TOPPEL Alberte														
8	HANSEN Freja		0	1	0			0 / 1							
9	ULRICHSEN Frida	14	7	7	100			3 / 3				4 / 4			
16	VIND Ditte														
17	JORGENSEN Sofie	6	3	4	75			3 / 4							
22	LAERKE Frederikke	12	6	10	60					6 / 10					
28	WINDING Ida	4	2	6	33	0 / 1		2 / 5							
35	FAGER Freja		0	1	0						0 / 1				
Bench/Team															
Totals		36	18	29	62	0 / 1		8 / 13		6 / 10	0 / 1	4 / 4			

No.	Goalkeeper	Total			Saves / Shots						
		Saves	Shots	%	1-Pt All	1-Pt Spin	Spin	In-flight	Specialist	Direct Goal	6m
16	VIND Ditte	6	22	27	0 / 1		3 / 12	2 / 5	1 / 2	0 / 2	
35	FAGER Freja	2	8	25			2 / 5	0 / 2	0 / 1		
Totals		8	30	27	0 / 1		5 / 17	2 / 7	1 / 3	0 / 2	

Team Comparison

	1st Period				2nd Period			
	Germany		Denmark		Germany		Denmark	
	Goals/Shots	%	Goals/Shots	%	Goals/Shots	%	Goals/Shots	%
In-flight Shots	3 / 3	100			2 / 6	33		
Spin Shots	5 / 8	63	4 / 8	50	7 / 10	70	4 / 5	80
Specialist Shots	2 / 2	100	1 / 3	33	0 / 2	0	5 / 7	71
1-Point Shots					1 / 1	100	0 / 1	0
Direct Goal Shots			0 / 1	0	2 / 2	100		
6-meter Shots			2 / 2	100			2 / 2	100
1-Point Spin Shots								



Results

Match No.: 11
Court 1

Germany 2 vs 0 Denmark

Referees:
JOHANSSON GOMER Johan Olof (SWE)
GOMER Martin (SWE)

1st Period: 20 - 14
2nd Period: 23 - 22 (GG)

GER - Germany

No.	Name	Technical skills					
		Assists	Steals	Blocked Shots	Received 6m Fouls	Penalty Fouls	Turnovers
5	WALTER Kirsten Sophie						
8	GETTWART Belen Enja	5					1
9	PILZ Emma						
10	KATTNER Isabel Fabienne						1
15	DRACHSLER Julia Constanze Chiara			1		2	
17	KLINGLER Lena Franziska						
18	BORRMANN Pauline						
27	KURZKE Nele						
33	KRETZSCHMAR Lucie Marie		2			2	
66	MOLLMANN Amelie Johanna						1
Team							
Totals		5	2	1		4	3

DEN - Denmark

No.	Name	Technical skills					
		Assists	Steals	Blocked Shots	Received 6m Fouls	Penalty Fouls	Turnovers
2	MADSEN Dina						
3	GANDRUP ERNST Freja			1			
6	TOPPEL Alberte						
8	HANSEN Freja						
9	ULRICHSEN Frida				1		2
16	VIND Ditte						
17	JORGENSEN Sofie	3			3		2
22	LAERKE Frederikke						2
28	WINDING Ida						
35	FAGER Freja						
Team							
Totals		3		1	4		6

Running Score

GER - DEN

1st Period

BORRMANN P	2	:	0	
	2	:	2	ULRICHSEN F
	2	:	4	ULRICHSEN F
BORRMANN P	4	:	4	
	4	:	6	ULRICHSEN F
BORRMANN P	6	:	6	
BORRMANN P	8	:	6	
	8	:	8	JORGENSEN S
GETTWART BE	10	:	8	
PILZ E	12	:	8	
KATTNER IF	14	:	8	
KATTNER IF	16	:	8	
	16	:	10	WINDING I
PILZ E	18	:	10	
	18	:	12	ULRICHSEN F
KATTNER IF	20	:	12	
	20	:	14	LAERKE F

2nd Period

	0	:	2	JORGENSEN S
	0	:	4	LAERKE F
	0	:	6	JORGENSEN S
GETTWART BE	2	:	6	
KLINGLER LF	4	:	6	
KATTNER IF	6	:	6	
	6	:	8	LAERKE F
KURZKE N	8	:	8	
	8	:	10	ULRICHSEN F
KATTNER IF	10	:	10	
	10	:	12	LAERKE F
KLINGLER LF	12	:	12	
KLINGLER LF	14	:	12	
	14	:	14	ULRICHSEN F
KLINGLER LF	16	:	14	
	16	:	16	LAERKE F
KLINGLER LF	18	:	16	
	18	:	18	LAERKE F
KURZKE N	20	:	18	
	20	:	20	ULRICHSEN F
KLINGLER LF	22	:	20	
	22	:	22	WINDING I
BORRMANN P	23 (GG)	:	22	

Legend:

%	Efficiency	1-Pt	1-Point-Shots	1-Pt Spin	1-Point-Spin Shots	DR	Disqualification with Report
GG	Golden Goal	No.	Number	P6m	6m Penalty Shots	Spin	Spin Shots
S	Suspension	S+D	Suspension+Disqualification				



Start List

Match No.: 12
Court 2

ESP - VIE

Referees: CAO Hongjun (CHN) / XU Jian (CHN)

Technical Delegate A: KRAJCAR Nevena (CRO)
Technical Delegate B: LI Dian (CHN)

ESP - Spain

No.	Name	Date of Birth	Competition Statistics						
			MP	Points	1-Pt	2-Pt	S	S+D	DR
3	BATISTA PORTERO Maria Asuncion	26 SEP 1993	2	18		9/12			
8	TORRAS PARERA Mireia	2 MAY 1996	2	4		2/5			
10	TRUJILLO ARTEAGA Maria	1 MAY 2004	2				1		
16	ENCINAS GUARDADO Patricia	14 SEP 1992	2	4		2/3			
17	DIAZ GONZALEZ Alba	16 JAN 2000	2	5	1/1	2/5	1		
19	SEMPERE AGULLO Miriam	19 NOV 1995	2						
25	GONZALEZ POUDEREUX Violeta	26 JUN 1993	2						
37	LAGUNA CONTRERAS Jimena	8 DEC 2000	2	17	1/1	8/12			
41	GONZALEZ LLAMBRICH Mariam	14 OCT 2005	2	16		8/16	1		
77	SANCHEZ FLORENTINO Gemma del Pilar	19 APR 2000	2						
Head Coach MORILLO BARO Juan Pablo			Total	64	2/2	31/53	3		

ESP Played		
PR	GER	0-2
PR	DEN	2-0
PR	VIE	9 AUG

VIE - Vietnam

No.	Name	Date of Birth	Competition Statistics						
			MP	Points	1-Pt	2-Pt	S	S+D	DR
1	NGUYEN Thi Nhung	16 MAY 1999	2						
3	LU Ngoc Trinh	25 MAY 1996	2	19	1/1	9/17	1		
5	NGUYEN THI PHUNG Linh	24 MAY 1996	2	6		3/6			
6	PHAM Thi My Hang	16 OCT 1996	2	12		6/16	1		
7	HA Thi Hanh	30 JUL 1995	2	8		4/6			
8	DAM Thi Thanh Huyen	27 MAY 1997	2	16		8/9			
10	NGUYEN THI ANH Tuyet	12 FEB 2000	2			0/1			
17	TRAN HAI Yen	30 MAR 2005	2			0/1			
18	NGUYEN Thi Tra My	13 OCT 1993	2				1		
Head Coach HUYNH Minh Ngon			Total	61	1/1	30/56	3		1

VIE Played		
PR	DEN	0-2
PR	GER	0-2
PR	ESP	9 AUG

Note:
Players below the bold line are not playing in this match

Legend:							
1-Pt	1-Point Shots	2-Pt	2-Point Shots	DR	Disqualification+Report	MP	Matches played
No.	Uniform Number	PR	Preliminary Round	S	Suspensions	S+D	Suspensions+Disqualifications



MATCH AND REFEREES REPORT BEACH HANDBALL

<input type="checkbox"/>	WCh
<input type="checkbox"/>	Continental
<input type="checkbox"/>	Youth Olympics

<input type="checkbox"/>	World Cup
<input type="checkbox"/>	International Match
<input checked="" type="checkbox"/>	World Games

<input type="checkbox"/>	Men
<input type="checkbox"/>	Men's J
<input type="checkbox"/>	Men's Y

<input checked="" type="checkbox"/>	Women
<input type="checkbox"/>	Women's J
<input type="checkbox"/>	Women's Y

Matchnumber

W12

A / Home Team

B / Away Team

Final Result

Spain			Vietnam			
Place	Court No.	Date	Time	Spectators	Report follows	
Chengdu (CHN)	2	09/08/2025	17:10	410	NO	

2 : 1

No.	Team A	P	S	S+D	DR
3	BATISTA PORTERO Maria Asuncion	14	16:46		
8	TORRAS PARERA Mireia	13			
10	TRUJILLO ARTEAGA Maria				
16	ENCINAS GUARDADO Patricia	2			
17	DIAZ GONZALEZ Alba				
19	SEMPERE AGULLO Miriam				
25	GONZALEZ POUDEREUX Violeta				
37	LAGUNA CONTRERAS Jimena	20			
41	GONZALEZ LLAMBRICH Mariam	8			
77	SANCHEZ FLORENTINO Gemma del Pilar				
A	MORILLO BARO Juan Pablo				
B	NAVARRO GUIJO Jose Antonio				
C	CALVILLO RODA Jose Maria				
D	RODRIGUEZ GARCIA Estefania				
Sign. Off. A		TTO	-	-	

No.	Team B	P	S	S+D	DR
1	NGUYEN Thi Nhung				
3	LU Ngoc Trinh				
5	NGUYEN THI PHUNG Linh	14			
6	PHAM Thi My Hang	12			
7	HA Thi Hanh	10			
8	DAM Thi Thanh Huyen	13	7:27		
10	NGUYEN THI ANH Tuyet	2			
17	TRAN HAI Yen				
18	NGUYEN Thi Tra My				
A	HUYNH Minh Ngon				
B					
C					
D					
Sign. Off. A		TTO	-		9:54

Referees	Nat.	Signature
1	CAO Hongjun	CHN
2	XU Jian	CHN

Technical Delegates	Nat.	Signature
A	KRAJCAR Nevena	CRO
B	LI Dian	CHN

1st Period					
A	P	B	A	P	B
	1			26	
8	2	6		27	
	3			28	
37	4	7		29	
	5			30	
16	6	6		31	
	7			32	
3	8	5		33	
	9	8		34	
8	10			35	
	11	6		36	
3	12			37	
	13	5		38	
37	14			39	
	15	8		40	
3	16			41	
	17	8		42	
37	18			43	
	19			44	
8	20			45	
	21			46	
3	22			47	
	23			48	
37	24			49	
	25			50	

2nd Period					
A	P	B	A	P	B
	1			26	5
37	2	6		27	
	3			28	
3	4	8		29	
	5			30	
41	6	5		31	
	7			32	
37	8	8		33	
	9			34	
37	10	7		35	
	11			36	
37	12	8		37	
	13			38	
8	14	5		39	
	15			40	
37	16	7		41	
	17			42	
41	18	5		43	
	19			44	
3	20	6		45	
	21			46	
41	22	10		47	
	23			48	
8	24	7		49	
	25			50	

1st Period	24 - 17	2nd Period	24 - 26
Result	1 - 0	Result	0 - 1
Shoot-out		Shoot-out	9 - 8
		Result	1 - 0

Spain

No.	3	37	41	17	8	8				
DG										
6m										
P	2	2	2	/	2	1				
Vietnam										
No.	6	7	8	3	5	1				
DG										
6m										
P	2	2	2	/	2	/				

Legend:	6m	6-metre-shot	DG	Direct Goal	DR	Disqualification with Report	GG	Golden Goal
No.	Number		Off.	Official	P	Points	S	Suspension
S+D	Suspension and Disqualification		Sign.	Signature	TTO	Team Timeout		



Results

Match No.: 12
Court 2

Spain 2 vs 1 Vietnam

Referees:
CAO Hongjun (CHN)
XU Jian (CHN)

1st Period: 24 - 17
2nd Period: 24 - 26
Shoot-out: 9 - 8

ESP - Spain

Headcoach: MORILLO BARO Juan Pablo

No.	Name	Total				Goals / Shots							Punishments		
		Points	Goals	Shots	%	1-Pt All	1-Pt Spin	Spin	In-flight	Specialist	Direct Goal	6m	S	S+D	DR
3	BATISTA PORTERO Maria Asuncion	14	7	8	88			5 / 5	2 / 3				1		
8	TORRAS PARERA Mireia	13	7	8	88	1 / 1		1 / 1		5 / 6					
10	TRUJILLO ARTEAGA Maria														
16	ENCINAS GUARDADO Patricia	2	1	2	50						1 / 2				
17	DIAZ GONZALEZ Alba		0	1	0			0 / 1							
19	SEMPERE AGULLO Miriam														
25	GONZALEZ POUDEREUX Violeta														
37	LAGUNA CONTRERAS Jimena	20	10	11	91			7 / 8	2 / 2			1 / 1			
41	GONZALEZ LLAMBRICH Mariam	8	4	7	57			2 / 5	2 / 2						
77	SANCHEZ FLORENTINO Gemma del Pilar														
Bench/Team															
Totals		57	29	37	78	1 / 1		15 / 20	6 / 7	5 / 6	1 / 2	1 / 1	1		

No.	Goalkeeper	Total			Saves / Shots						
		Saves	Shots	%	1-Pt All	1-Pt Spin	Spin	In-flight	Specialist	Direct Goal	6m
3	BATISTA PORTERO Maria Asuncion	0	4	0			0 / 4				
8	TORRAS PARERA Mireia										
16	ENCINAS GUARDADO Patricia	10	25	40	1 / 2		3 / 11	1 / 3	3 / 6		2 / 3
19	SEMPERE AGULLO Miriam	0	7	0			0 / 3	0 / 3	0 / 1		
Totals		10	36	28	1 / 2		3 / 18	1 / 6	3 / 7		2 / 3

VIE - Vietnam

Headcoach: HUYNH Minh Ngoc

Team Timeout 2nd Period: 9:54

No.	Name	Total				Goals / Shots							Punishments		
		Points	Goals	Shots	%	1-Pt All	1-Pt Spin	Spin	In-flight	Specialist	Direct Goal	6m	S	S+D	DR
1	NGUYEN Thi Nhung														
3	LU Ngoc Trinh		0	1	0			0 / 1							
5	NGUYEN THI PHUNG Linh	14	7	9	78			7 / 9							
6	PHAM Thi My Hang	12	6	7	86			6 / 7							
7	HA Thi Hanh	10	5	8	63			1 / 1		4 / 7					
8	DAM Thi Thanh Huyen	13	7	10	70	1 / 1		1 / 1	5 / 6			0 / 2	1		
10	NGUYEN THI ANH Tuyet	2	1	2	50	0 / 1						1 / 1			
17	TRAN HAI Yen														
18	NGUYEN Thi Tra My														
Bench/Team															
Totals		51	26	37	70	1 / 2		15 / 19	5 / 6	4 / 7		1 / 3	1		

No.	Goalkeeper	Total			Saves / Shots						
		Saves	Shots	%	1-Pt All	1-Pt Spin	Spin	In-flight	Specialist	Direct Goal	6m
1	NGUYEN Thi Nhung	7	25	28			4 / 13	1 / 5	1 / 5	1 / 1	0 / 1
6	PHAM Thi My Hang	0	3	0	0 / 1		0 / 2				
7	HA Thi Hanh	1	3	33			1 / 1		0 / 1	0 / 1	
17	TRAN HAI Yen	0	6	0			0 / 4	0 / 2			
Totals		8	37	22	0 / 1		5 / 20	1 / 7	1 / 6	1 / 2	0 / 1



SAT 9 AUG 2025
Start Time: 17:10

Results

Match No.: 12
Court 2

Team Comparison	1st Period				2nd Period			
	Spain		Vietnam		Spain		Vietnam	
	Goals/Shots	%	Goals/Shots	%	Goals/Shots	%	Goals/Shots	%
In-flight Shots	2 / 3	67	2 / 2	100	4 / 4	100	3 / 4	75
Spin Shots	6 / 9	67	5 / 8	63	5 / 6	83	6 / 6	100
Specialist Shots	3 / 4	75	1 / 3	33	2 / 2	100	3 / 4	75
1-Point Shots			1 / 1	100			0 / 1	0
Direct Goal Shots	1 / 2	50						
6-meter Shots			0 / 2	0	1 / 1	100	1 / 1	100
1-Point Spin Shots								



Results

Match No.: 12
Court 2

Spain 2 vs 1 Vietnam

Referees:
CAO Hongjun (CHN)
XU Jian (CHN)

1st Period: 24 - 17
2nd Period: 24 - 26
Shoot-out: 9 - 8

ESP - Spain

No.	Name	Technical skills					
		Assists	Steals	Blocked Shots	Received 6m Fouls	Penalty Fouls	Turnovers
3	BATISTA PORTERO Maria Asuncion	1			1	2	
8	TORRAS PARERA Mireia	2					
10	TRUJILLO ARTEAGA Maria						
16	ENCINAS GUARDADO Patricia						1
17	DIAZ GONZALEZ Alba		1			1	
19	SEMPERE AGULLO Miriam						
25	GONZALEZ POUDEREUX Violeta						
37	LAGUNA CONTRERAS Jimena	5					2
41	GONZALEZ LLAMBRICH Mariam	1					
77	SANCHEZ FLORENTINO Gemma del Pilar					1	
Team							
Totals		9	1		1	4	3

Running Score

ESP - VIE

1st Period	
TORRAS PARERA M	2 : 0
LAGUNA CONTRERAS J	2 : 2 PHAM TMH
ENCINAS GUARDADO P	4 : 2
BATISTA PORTERO MA	4 : 4 HA TH
TORRAS PARERA M	6 : 4
BATISTA PORTERO MA	8 : 4
TORRAS PARERA M	10 : 4
BATISTA PORTERO MA	10 : 6 PHAM TMH
LAGUNA CONTRERAS J	12 : 6
LAGUNA CONTRERAS J	12 : 8 NGUYEN THI PHUNG L
BATISTA PORTERO MA	12 : 9 DAM TTH
LAGUNA CONTRERAS J	14 : 9
BATISTA PORTERO MA	16 : 9
LAGUNA CONTRERAS J	18 : 9
TORRAS PARERA M	18 : 11 PHAM TMH
BATISTA PORTERO MA	18 : 13 NGUYEN THI PHUNG L
TORRAS PARERA M	20 : 13
BATISTA PORTERO MA	22 : 13
LAGUNA CONTRERAS J	22 : 15 DAM TTH
LAGUNA CONTRERAS J	24 : 15
	24 : 17 DAM TTH

VIE - Vietnam

No.	Name	Technical skills					
		Assists	Steals	Blocked Shots	Received 6m Fouls	Penalty Fouls	Turnovers
1	NGUYEN Thi Nhung						2
3	LU Ngoc Trinh				1	1	
5	NGUYEN THI PHUNG Linh	1			1		1
6	PHAM Thi My Hang	3			1		
7	HA Thi Hanh	5					
8	DAM Thi Thanh Huyen				1		
10	NGUYEN THI ANH Tuyet						
17	TRAN HAI Yen						
18	NGUYEN Thi Tra My						
Team							
Totals		9			4	1	3

2nd Period	
LAGUNA CONTRERAS J	2 : 0
BATISTA PORTERO MA	2 : 2 PHAM TMH
GONZALEZ LLAMBRICH	4 : 2
LAGUNA CONTRERAS J	4 : 4 DAM TTH
LAGUNA CONTRERAS J	6 : 4
LAGUNA CONTRERAS J	6 : 6 NGUYEN THI PHUNG L
LAGUNA CONTRERAS J	8 : 6
LAGUNA CONTRERAS J	8 : 8 DAM TTH
LAGUNA CONTRERAS J	8 : 10 HA TH
LAGUNA CONTRERAS J	10 : 10
LAGUNA CONTRERAS J	10 : 12 DAM TTH
LAGUNA CONTRERAS J	12 : 12
LAGUNA CONTRERAS J	12 : 14 NGUYEN THI PHUNG L
TORRAS PARERA M	14 : 14
LAGUNA CONTRERAS J	14 : 16 HA TH
LAGUNA CONTRERAS J	14 : 18 NGUYEN THI PHUNG L
LAGUNA CONTRERAS J	16 : 18
GONZALEZ LLAMBRICH	16 : 20 PHAM TMH
GONZALEZ LLAMBRICH	18 : 20
BATISTA PORTERO MA	18 : 22 NGUYEN THI ANH T
GONZALEZ LLAMBRICH	20 : 22
GONZALEZ LLAMBRICH	22 : 22
TORRAS PARERA M	22 : 24 HA TH
TORRAS PARERA M	24 : 24
	24 : 26 NGUYEN THI PHUNG L

Shoot-out

BATISTA PORTERO MA	2 : 0
LAGUNA CONTRERAS J	2 : 2 PHAM TMH
LAGUNA CONTRERAS J	4 : 2
GONZALEZ LLAMBRICH	4 : 4 HA TH
GONZALEZ LLAMBRICH	6 : 4
TORRAS PARERA M	6 : 6 DAM TTH
TORRAS PARERA M	8 : 6
TORRAS PARERA M	8 : 8 NGUYEN THI PHUNG L
TORRAS PARERA M	9 : 8



SAT 9 AUG 2025
Start Time: 17:10

Results

Match No.: 12
Court 2

Legend:							
%	Efficiency	1-Pt	1-Point-Shots	1-Pt Spin	1-Point-Spin Shots	DR	Disqualification with Report
GG	Golden Goal	No.	Number	P6m	6m Penalty Shots	Spin	Spin Shots
S	Suspension	S+D	Suspension+Disqualification				



TWG
2025
CHENGDU



BEACH KORFBALL

RESULTS BOOK

TABLE OF CONTENTS



6	Beach Korfball	700
6.1	Table of Contents	701
6.2	Competition Schedule	706
6.3	Daily Schedule	707
6.3.1	Daily Schedule - 15 Aug 2025	707
6.3.2	Daily Schedule - 16 Aug 2025	708
6.3.3	Daily Schedule - 17 Aug 2025	709
6.4	Medallists by Event	710
6.5	Medal Standings	711
6.6	Mixed Team	712
6.6.1	Team Roster	713
6.6.1.1	Team Roster - AUS	713
6.6.1.2	Team Roster - BEL	714
6.6.1.3	Team Roster - CHN	715
6.6.1.4	Team Roster - HUN	716
6.6.1.5	Team Roster - NED	717
6.6.1.6	Team Roster - POL	718
6.6.1.7	Team Roster - TPE	719
6.6.1.8	Team Roster - USA	720
6.6.2	Tournament Summary	721
6.6.3	Cumulative Statistics	723
6.6.3.1	Cumulative Statistics - AUS	723
6.6.3.2	Cumulative Statistics - BEL	724
6.6.3.3	Cumulative Statistics - CHN	725
6.6.3.4	Cumulative Statistics - HUN	726
6.6.3.5	Cumulative Statistics - NED	727
6.6.3.6	Cumulative Statistics - POL	728
6.6.3.7	Cumulative Statistics - TPE	729
6.6.3.8	Cumulative Statistics - USA	730
6.6.4	Medallists	731
6.6.5	Finals	732
6.6.5.1	7th Place Game #X21	732
6.6.5.1.1	Start List USA - AUS	732
6.6.5.1.2	Results USA - AUS	733
6.6.5.2	5th Place Game #X22	734
6.6.5.2.1	Start List CHN - POL	734
6.6.5.2.2	Results CHN - POL	735

RESULTS BOOK

TABLE OF CONTENTS

6.6.5.3	Bronze Medal Game #X23	736
6.6.5.3.1	Start List HUN - BEL	736
6.6.5.3.2	Results HUN - BEL	737
6.6.5.4	Gold Medal Game #X24	738
6.6.5.4.1	Start List NED - TPE	738
6.6.5.4.2	Results NED - TPE	739
6.6.6	Semifinals	740
6.6.6.1	Game #X19	740
6.6.6.1.1	Start List NED - HUN	740
6.6.6.1.2	Results NED - HUN	741
6.6.6.2	Game #X20	742
6.6.6.2.1	Start List TPE - BEL	742
6.6.6.2.2	Results TPE - BEL	743
6.6.7	Consolation Semifinals 5-8	744
6.6.7.1	Game #X17	744
6.6.7.1.1	Start List USA - POL	744
6.6.7.1.2	Results USA - POL	745
6.6.7.2	Game #X18	746
6.6.7.2.1	Start List CHN - AUS	746
6.6.7.2.2	Results CHN - AUS	747
6.6.8	Quarterfinals	748
6.6.8.1	Game #X13	748
6.6.8.1.1	Start List NED - USA	748
6.6.8.1.2	Results NED - USA	749
6.6.8.2	Game #X14	750
6.6.8.2.1	Start List TPE - AUS	750
6.6.8.2.2	Results TPE - AUS	751
6.6.8.3	Game #X15	752
6.6.8.3.1	Start List CHN - BEL	752
6.6.8.3.2	Results CHN - BEL	753
6.6.8.4	Game #X16	754
6.6.8.4.1	Start List HUN - POL	754
6.6.8.4.2	Results HUN - POL	755
6.6.9	Preliminary Round - Group B	756
6.6.9.1	Game #X01	756
6.6.9.1.1	Start List TPE - USA	756
6.6.9.1.2	Results TPE - USA	757
6.6.9.2	Game #X04	758
6.6.9.2.1	Start List CHN - HUN	758
6.6.9.2.2	Results CHN - HUN	759
6.6.9.3	Game #X07	760
6.6.9.3.1	Start List HUN - USA	760
6.6.9.3.2	Results HUN - USA	761
6.6.9.4	Game #X08	762

RESULTS BOOK

TABLE OF CONTENTS

6.6.9.4.1	Start List CHN - TPE	762
6.6.9.4.2	Results CHN - TPE	763
6.6.9.5	Game #X10	764
6.6.9.5.1	Start List TPE - HUN	764
6.6.9.5.2	Results TPE - HUN	765
6.6.9.6	Game #X11	766
6.6.9.6.1	Start List CHN - USA	766
6.6.9.6.2	Results CHN - USA	767
6.6.10	Preliminary Round - Group A	768
6.6.10.1	Game #X02	768
6.6.10.1.1	Start List POL - BEL	768
6.6.10.1.2	Results POL - BEL	769
6.6.10.2	Game #X03	770
6.6.10.2.1	Start List NED - AUS	770
6.6.10.2.2	Results NED - AUS	771
6.6.10.3	Game #X05	772
6.6.10.3.1	Start List NED - BEL	772
6.6.10.3.2	Results NED - BEL	773
6.6.10.4	Game #X06	774
6.6.10.4.1	Start List POL - AUS	774
6.6.10.4.2	Results POL - AUS	775
6.6.10.5	Game #X09	776
6.6.10.5.1	Start List POL - NED	776
6.6.10.5.2	Results POL - NED	777
6.6.10.6	Game #X12	778
6.6.10.6.1	Start List BEL - AUS	778
6.6.10.6.2	Results BEL - AUS	779



Competition Schedule

As of THU 14 AUG 2025

Date	Start Time	Teams	Phase	Game No.
FRI 15 AUG	14:30	POL vs BEL	Preliminary Round - Group A	2
	14:50	NED vs AUS	Preliminary Round - Group A	3
	15:10	TPE vs USA	Preliminary Round - Group B	1
	15:30	CHN vs HUN	Preliminary Round - Group B	4
	17:30	NED vs BEL	Preliminary Round - Group A	5
	17:50	POL vs AUS	Preliminary Round - Group A	6
	18:10	HUN vs USA	Preliminary Round - Group B	7
	18:30	CHN vs TPE	Preliminary Round - Group B	8
SAT 16 AUG	14:30	POL vs NED	Preliminary Round - Group A	9
	14:50	TPE vs HUN	Preliminary Round - Group B	10
	15:10	CHN vs USA	Preliminary Round - Group B	11
	15:30	BEL vs AUS	Preliminary Round - Group A	12
	17:30	A1 vs B4	Quarterfinal	13
	17:50	B1 vs A4	Quarterfinal	14
	18:10	A2 vs B3	Quarterfinal	15
	18:30	B2 vs A3	Quarterfinal	16
SUN 17 AUG	10:00	Loser 13 vs Loser 16	Consolation Semifinal 5-8	17
	10:20	Loser 14 vs Loser 15	Consolation Semifinal 5-8	18
	10:40	Winner 13 vs Winner 16	Semifinal	19
	11:00	Winner 14 vs Winner 15	Semifinal	20
	12:20	Loser 17 vs Loser 18	7th Place	21
	12:40	Winner 17 vs Winner 18	5th Place	22
	13:00	Loser 19 vs Loser 20	Bronze Medal	23
	13:20	Winner 19 vs Winner 20	Gold Medal	24



Daily Schedule

Start Time	Teams		Phase	Game No.	Game Officials Function	Name
14:30	POL	vs BEL	Preliminary Round - Group A	2	Referee Referee	DIRKS W (NED) FREDERICKSON ME (AUS)
14:50	NED	vs AUS	Preliminary Round - Group A	3	Referee Referee	LIAO WC (TPE) GULSIRIRAT P (THA)
15:10	TPE	vs USA	Preliminary Round - Group B	1	Referee Referee	MERTENS D (BEL) GANDIA PEREZ O (ESP)
15:30	CHN	vs HUN	Preliminary Round - Group B	4	Referee Referee	FARIA C (POR) DIRKS W (NED)
17:30	NED	vs BEL	Preliminary Round - Group A	5	Referee Referee	FARIA C (POR) GANDIA PEREZ O (ESP)
17:50	POL	vs AUS	Preliminary Round - Group A	6	Referee Referee	MERTENS D (BEL) GULSIRIRAT P (THA)
18:10	HUN	vs USA	Preliminary Round - Group B	7	Referee Referee	DIRKS W (NED) LIAO WC (TPE)
18:30	CHN	vs TPE	Preliminary Round - Group B	8	Referee Referee	MERTENS D (BEL) FREDERICKSON ME (AUS)



Daily Schedule

REVISED
16 AUG 17:13

Start Time	Teams		Phase	Game No.	Game Officials Function	Name
15:00	POL	vs NED	Preliminary Round - Group A	9	Referee Referee	MERTENS D (BEL) GULSIRIRAT P (THA)
15:20	TPE	vs HUN	Preliminary Round - Group B	10	Referee Referee	FREDERICKSON ME (AUS) DIRKS W (NED)
15:40	CHN	vs USA	Preliminary Round - Group B	11	Referee Referee	FARIA C (POR) GULSIRIRAT P (THA)
16:00	BEL	vs AUS	Preliminary Round - Group A	12	Referee Referee	LIAO WC (TPE) GANDIA PEREZ O (ESP)
17:30	NED	vs USA	Quarterfinal	13	Referee Referee	FREDERICKSON ME (AUS) LIAO WC (TPE)
17:50	TPE	vs AUS	Quarterfinal	14	Referee Referee	GULSIRIRAT P (THA) DIRKS W (NED)
18:10	CHN	vs BEL	Quarterfinal	15	Referee Referee	FARIA C (POR) LIAO WC (TPE)
18:30	HUN	vs POL	Quarterfinal	16	Referee Referee	MERTENS D (BEL) GANDIA PEREZ O (ESP)

REVISED

Referees for Match X13 and X16 updated



Daily Schedule

Start Time	Teams		Phase	Game No.	Game Officials Function	Name
10:00	USA	vs POL	Consolation Semifinal 5-8	17	Referee Referee	DIRKS W (NED) LIAO WC (TPE)
10:20	CHN	vs AUS	Consolation Semifinal 5-8	18	Referee Referee	FARIA C (POR) GULSIRIRAT P (THA)
10:40	NED	vs HUN	Semifinal	19	Referee Referee	FREDERICKSON ME (AUS) MERTENS D (BEL)
11:00	TPE	vs BEL	Semifinal	20	Referee Referee	FARIA C (POR) GANDIA PEREZ O (ESP)
12:20	USA	vs AUS	7th Place	21	Referee Referee	MERTENS D (BEL) GULSIRIRAT P (THA)
12:40	CHN	vs POL	5th Place	22	Referee Referee	LIAO WC (TPE) FREDERICKSON ME (AUS)
13:00	HUN	vs BEL	Bronze Medal	23	Referee Referee	DIRKS W (NED) GANDIA PEREZ O (ESP)
13:20	NED	vs TPE	Gold Medal	24	Referee Referee	MERTENS D (BEL) FARIA C (POR)



Medallists by Event

As of SUN 17 AUG 2025 at 13:46

After 1 of 1 Events

Event	Date	Medal	Name	Gender	NOC Code
Mixed	17 AUG 2025	GOLD	HUANG Ying-Ting	M	TPE
			WU Jia-Yi	F	
			CHU Shu-Ping	F	
			WANG Yi-Wen	F	
			CHANG Chia-Chuan	M	
			WANG Ming-Kai	M	
		SILVER	KOELMAN Mandy	F	NED
			BIJKERK Lynn	F	
			HEUVELING Jessie	F	
			VAN DER EIJK Jasper	M	
			ZWART Andre	M	
			TOLSMA Jesper	M	
		BRONZE	LOOS Elin	F	BEL
			SOMERS Lauren	F	
			RYCKX Paulien	F	
			VERGAERT Ruben	M	
			VAN GENECHTEN Axel	M	
			SCHOUMACKER Cedric	M	

Legend:

F Female M Male



Medal Standings

As of SUN 17 AUG 2025 at 13:47

After 1 of 1 Events

Rank	NOC	Mixed Team				Rank by Total
		G	S	B	Tot	
1	TPE - Chinese Taipei	1			1	=1
2	NED - Netherlands		1		1	=1
3	BEL - Belgium			1	1	=1
Total:		1	1	1	3	

Legend:

= Equal sign indicates that two or more countries share the same rank by total

B Bronze **G** Gold **S** Silver **Tot** Total



TWG
2025
CHENGDU



BEACH KORFBALL

Mixed Team



Team Roster

As of THU 14 AUG 2025

AUS - Australia

No	Name	Gender	Date of Birth	Age
3	HUTCHESSON Emily	Female	15 JUN 1993	32
13	KUBANK Amy	Female	17 FEB 1993	32
15	REICHMAN Robert	Male	13 JUN 1986	39
22	HUTCHESSON Christopher	Male	22 AUG 1995	29
26	KUBANK Rhys	Male	2 OCT 1991	33
34	ROBERTS Louise	Female	16 MAR 1989	36
Team Average				33.5

Team colours

Primary	Shirts	Shorts
Alternate	green	
	yellow	

Head Coach: CHOW Amy (HKG)



Team Roster

As of THU 14 AUG 2025

BEL - Belgium

No	Name	Gender	Date of Birth	Age
2	LOOS Elin	Female	15 AUG 2002	22
3	SOMERS Lauren	Female	5 APR 2001	24
4	RYCKX Paulien (C)	Female	15 FEB 1993	32
13	VERGAERT Ruben	Male	30 NOV 1998	26
17	VAN GENECHTEN Axel	Male	4 JAN 1999	26
20	SCHOUMACKER Cedric	Male	10 APR 2001	24
			Team Average	25.7

Team colours

Primary

Alternate

Shirts

black

yellow

Shorts

Head Coach: DE WAELE Kevin

Team Manager: ELEWAUT Detlef

Team Official: VAN LANGENDONCK Nathan

Team Official: VAN ACKER Inge



Team Roster

As of THU 14 AUG 2025

CHN - China

No	Name	Gender	Date of Birth	Age
4	YIN Jingyi	Female	16 FEB 1993	32
5	NIU Hui (C)	Female	9 JAN 1996	29
9	HE Linxu	Male	5 JUN 2000	25
10	JIANG Jiaxingwang	Male	1 SEP 2004	20
11	LI Wenjing	Female	3 FEB 2002	23
16	LI Bingchen	Male	10 AUG 1997	28
			Team Average	26.2

Team colours

Primary	Shirts	Shorts
Alternate	red	
	white	

Head Coach:	LIU Hao
Team Manager:	HUANG Qiang
Team Official:	HUANG Zhen
Team Official:	YIN Hao



Team Roster

As of THU 14 AUG 2025

HUN - Hungary

No	Name	Gender	Date of Birth	Age
4	VAGA Anna	Female	9 JAN 2006	19
7	JAMRIK-MAJOR Noemi	Female	19 SEP 1998	26
8	BELLUSZ Kristof	Male	20 AUG 1998	26
9	VASZKO Diana	Female	8 MAY 1992	33
10	CSERNAK Szabolcs	Male	16 APR 2008	17
11	MAJER Zsolt	Male	2 DEC 1996	28
			Team Average	24.8

Team colours

Primary

Alternate

Shirts

green

red

Shorts

Head Coach: HACK Barnabas
 Team Manager: JAKAB Oliver
 Team Official: DR. CSELIK Bence
 Team Official: ERDEI Attila



Team Roster

As of THU 14 AUG 2025

NED - Netherlands

No	Name	Gender	Date of Birth	Age
1	KOELMAN Mandy	Female	8 NOV 1988	36
2	BIJKERK Lynn	Female	29 DEC 2000	24
3	HEUVELING Jessie	Female	12 JUN 2001	24
14	VAN DER EIJK Jasper	Male	28 JUL 2004	21
15	ZWART Andre (C)	Male	16 MAR 1988	37
23	TOLSMA Jesper	Male	5 APR 2002	23
			Team Average	27.5

Team colours

Primary

Alternate

Shirts

orange

Shorts

Head Coach: KOOPMANS Roelof

Team Manager: JANSEN Ada



Team Roster

As of THU 14 AUG 2025

POL - Poland

No	Name	Gender	Date of Birth	Age
1	SIEMIENIUK Tamara (C)	Female	4 SEP 1994	30
2	KOŁODZIEJCZYK Izabela	Female	29 DEC 1990	34
6	KLIMCZYK Natalia	Female	26 FEB 1998	27
10	DIADIK Rafal	Male	20 OCT 1993	31
11	MASZTALERUK Jędrzej	Male	26 JUN 1997	28
12	NOWACKI Kamil	Male	1 SEP 1989	35
			Team Average	30.8

Team colours

Primary	red
Alternate	blue

Shorts

Head Coach: ZAK Maciej



Team Roster

As of THU 14 AUG 2025

TPE - Chinese Taipei

No	Name	Gender	Date of Birth	Age
2	HUANG Ying-Ting	Male	6 NOV 2002	22
3	WU Jia-Yi	Female	11 OCT 1996	28
4	CHU Shu-Ping (C)	Female	4 JUN 1989	36
5	WANG Yi-Wen	Female	24 DEC 2000	24
6	CHANG Chia-Chuan	Male	8 MAY 1998	27
9	WANG Ming-Kai	Male	9 DEC 2005	19
			Team Average	26.0

Team colours

Primary

Alternate

Shirts

white

blue

Shorts

Head Coach: FENG Chun-Cheng

Team Manager: YU Ting-Yin

Team Official: CHEN Chia-Hsiang

Team Official: LIN Shih-Chieh

Team Official: HSU Yi-Hsien



Team Roster

As of THU 14 AUG 2025

USA - United States

No	Name	Gender	Date of Birth	Age
1	JOHNSON Bill	Male	18 AUG 1986	38
3	HERMES Sean	Male	27 MAR 1987	38
4	CLEARY Lindsey	Female	10 SEP 1997	27
11	MERRELL Jeffrey	Male	20 MAY 1985	40
17	MATEO Lariel	Female	17 NOV 1996	28
22	GRAHAM Ashley	Female	11 DEC 1984	40
			Team Average	35.2

Team colours

Primary

Alternate

Shirts

blue

Shorts

Head Coach: VAN DEN BULCK Erik (BEL)

Team Manager: THONG Juliana



Tournament Summary

As of SUN 17 AUG 2025 at 13:45

Preliminary Round

Phase	Game No.	Teams	Start Time	End of Regulation	1st Half	2nd Half	Golden Goal	Shoot-out
Preliminary Round - Group A	2	POL vs BEL	14:30	6 - 16	3 - 8	3 - 8		
Preliminary Round - Group A	3	NED vs AUS	14:50	18 - 0	12 - 0	6 - 0		
Preliminary Round - Group B	1	TPE vs USA	15:10	8 - 5	3 - 4	5 - 1		
Preliminary Round - Group B	4	CHN vs HUN	15:30	5 - 9	2 - 4	3 - 5		
Preliminary Round - Group A	5	NED vs BEL	17:30	11 - 4	4 - 2	7 - 2		
Preliminary Round - Group A	6	POL vs AUS	17:50	16 - 3	9 - 1	7 - 2		
Preliminary Round - Group B	7	HUN vs USA	18:10	5 - 5	2 - 3	3 - 2	0 - 0	2 - 3
Preliminary Round - Group B	8	CHN vs TPE	18:30	3 - 14	1 - 8	2 - 6		
Preliminary Round - Group A	9	POL vs NED	15:00	5 - 16	4 - 6	1 - 10		
Preliminary Round - Group B	10	TPE vs HUN	15:20	7 - 4	4 - 2	3 - 2		
Preliminary Round - Group B	11	CHN vs USA	15:40	18 - 6	12 - 4	6 - 2		
Preliminary Round - Group A	12	BEL vs AUS	16:00	15 - 3	10 - 2	5 - 1		

Group A

						Games					Points		Class. Points
Rank		NED	BEL	POL	AUS	Played	Won	Lost	OTW	OTL	For	Against	
1	NED		11 - 4	16 - 5	18 - 0	3	3	0	0	0	45	9	9
2	BEL	4 - 11		16 - 6	15 - 3	3	2	1	0	0	35	20	6
3	POL	5 - 16	6 - 16		16 - 3	3	1	2	0	0	27	35	3
4	AUS	0 - 18	3 - 15	3 - 16		3	0	3	0	0	6	49	0

Group B

						Games					Points		Class. Points
Rank		TPE	HUN	CHN	USA	Played	Won	Lost	OTW	OTL	For	Against	
1	TPE		7 - 4	14 - 3	8 - 5	3	3	0	0	0	29	12	9
2	HUN	4 - 7		9 - 5	5 - 5	3	1	1	0	1	18	17	4
3	CHN	3 - 14	5 - 9		18 - 6	3	1	2	0	0	26	29	3
4	USA	5 - 8	5 - 5	6 - 18		3	0	2	1	0	16	31	2


Final Round

Phase	Game No.	Teams	Start Time	End of Regulation	1st Half	2nd Half	Golden Goal	Shoot-out
Quarterfinal	13	NED vs USA	17:30	13 - 8	6 - 2	7 - 6		
Quarterfinal	14	TPE vs AUS	17:50	15 - 11	6 - 5	9 - 6		
Quarterfinal	15	CHN vs BEL	18:10	2 - 13	1 - 2	1 - 11		
Quarterfinal	16	HUN vs POL	18:30	8 - 7	2 - 3	6 - 4		
Consolation Semifinal 5-8	17	USA vs POL	10:00	8 - 12	5 - 6	3 - 6		
Consolation Semifinal 5-8	18	CHN vs AUS	10:20	13 - 6	8 - 3	5 - 3		
Semifinal	19	NED vs HUN	10:40	12 - 4	8 - 0	4 - 4		
Semifinal	20	TPE vs BEL	11:00	8 - 7	2 - 3	5 - 4	1 - 0	
7th Place	21	USA vs AUS	12:20	7 - 3	4 - 1	3 - 2		
5th Place	22	CHN vs POL	12:40	6 - 10	3 - 5	3 - 5		
Bronze Medal	23	HUN vs BEL	13:00	5 - 10	2 - 4	3 - 6		
Gold Medal	24	NED vs TPE	13:20	6 - 8	5 - 3	1 - 5		



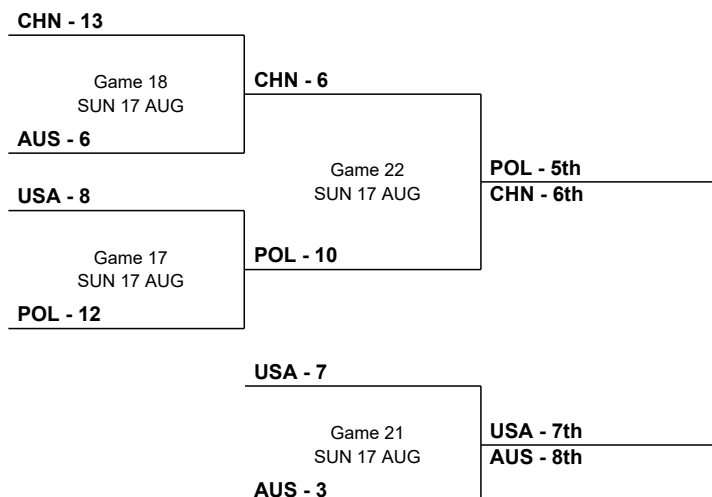
Tournament Summary

As of SUN 17 AUG 2025 at 13:45



Final Standings				
Medal	Rank	Team	GP	W/L
Gold	1	TPE	6	6/0
Silver	2	NED	6	5/1
Bronze	3	BEL	6	4/2
	4	HUN	6	2/4
	5	POL	6	3/3
	6	CHN	6	2/4
	7	USA	6	2/4
	8	AUS	6	0/6

Consolation Round 5-8



Legend:							
Class. Classification	GG Golden Goal Period	GP Games played	OTL overtime loss	OTW overtime win			
W/L Won/Loss							

Timing and Results provided by Tissot



Cumulative Statistics

AUS - Australia

After 6 games

No	Name	Gender	GP	Total		LD		MD		R-in		PS 1pt		PS 2pt		Cards		
				M/A	%	M/A	%	M/A	%	M/A	%	M/A	%	M/A	%	Y	YR	R
3	HUTCHESSON Emily	Female	6	8/34	24	3/15	20	3/15	20	0/1	0	2/3	67					
13	KUBANK Amy	Female	6	0/5	0	0/2	0	0/1	0	0/2	0							
15	REICHMAN Robert	Male	6	2/12	17	0/3	0	1/5	20	0/2	0	1/2	50					
22	HUTCHESSON Christopher	Male	6	5/34	15	2/15	13	1/16	6	2/3	67					1		
26	KUBANK Rhys	Male	6	3/16	19	1/7	14	0/5	0	0/1	0	2/3	67					
34	ROBERTS Louise	Female	6	2/12	17	0/3	0	1/6	17	0/2	0	1/1	100					
Team / Coach																		
Totals:				20/113	18	6/45	13	6/48	13	2/11	18	6/9	67			1		

Legend:

%	Shooting Percentage	1pt	1-Point	2pt	2-Points	LD	Long Distance	M/A	Made/Attempts
MD	Medium Distance	MP	Matches Played	PS	Penalty Shot	Pts.	Points	R-in	Running-in
R	Red Card	Y	Yellow Card	YR	Yellow+Red Card				

Timing and Results provided by Tissot



Cumulative Statistics

BEL - Belgium

After 6 games

No	Name	Gender	GP	Total		LD		MD		R-in		PS 1pt		PS 2pt		Cards		
				M/A	%	M/A	%	M/A	%	M/A	%	M/A	%	M/A	%	Y	YR	R
2	LOOS Elin	Female	6	14/42	33	1/12	8	6/20	30	3/6	50	4/4	100					
3	SOMERS Lauren	Female	6	8/39	21	1/12	8	3/16	19	2/7	29	2/4	50					
4	RYCKX Paulien	Female	6	6/43	14	0/14	0	4/22	18	2/6	33	0/1	0					
13	VERGAERT Ruben	Male	6	8/36	22	4/16	25	3/17	18	0/1	0	1/2	50			1		
17	VAN GENECHTEN Axel	Male	6	12/32	38	3/15	20	5/10	50	2/5	40	2/2	100					
20	SCHOUMACKER Cedric	Male	6	5/42	12	3/27	11	1/10	10	1/3	33	0/2	0					
Team / Coach																		
Totals:				53/234	23	12/96	13	22/95	23	10/28	36	9/15	60			1		

Legend:

%	Shooting Percentage	1pt	1-Point	2pt	2-Points	LD	Long Distance	M/A	Made/Attempts
MD	Medium Distance	MP	Matches Played	PS	Penalty Shot	Pts.	Points	R-in	Running-in
R	Red Card	Y	Yellow Card	YR	Yellow+Red Card				

Timing and Results provided by Tissot



Cumulative Statistics

CHN - People's Republic of China

After 6 games

No	Name	Gender	GP	Total		LD		MD		R-in		PS 1pt		PS 2pt		Cards		
				M/A	%	M/A	%	M/A	%	M/A	%	M/A	%	M/A	%	Y	YR	R
4	YIN Jingyi	Female	6	3/25	12	0/14	0	1/8	13	1/2	50	1/1	100					
5	NIU Hui	Female	6	8/26	31	2/8	25	0/8	0	3/7	43	3/3	100					
9	HE Linxu	Male	6	6/23	26	2/14	14	3/7	43	1/1	100	0/1	0					
10	JIANG Jiayingwang	Male	6	7/21	33	3/8	38	1/6	17	2/6	33	1/1	100					
11	LI Wenjing	Female	6	4/19	21	2/10	20	1/5	20	1/4	25							
16	LI Bingchen	Male	6	10/20	50	0/2	0	1/6	17	6/9	67	3/3	100					
Team / Coach																		
Totals:				38/134	28	9/56	16	7/40	18	14/29	48	8/9	89					

Legend:

%	Shooting Percentage	1pt	1-Point	2pt	2-Points	LD	Long Distance	M/A	Made/Attempts
MD	Medium Distance	MP	Matches Played	PS	Penalty Shot	Pts.	Points	R-in	Running-in
R	Red Card	Y	Yellow Card	YR	Yellow+Red Card				

Timing and Results provided by Tissot



Cumulative Statistics

HUN - Hungary

After 6 games

No	Name	Gender	GP	Total		LD		MD		R-in		PS 1pt		PS 2pt		Cards		
				M/A	%	M/A	%	M/A	%	M/A	%	M/A	%	M/A	%	Y	YR	R
4	VAGA Anna	Female	6	7/21	33	3/7	43	1/6	17	3/6	50	0/2	0					
7	JAMRIK-MAJOR Noemi	Female	6	3/22	14	0/7	0	1/7	14	1/7	14	1/1	100					
8	BELLUSZ Kristof	Male	6	5/22	23	1/8	13	2/7	29	2/4	50	0/3	0					
9	VASZKO Diana	Female	6	1/11	9	0/1	0	1/7	14			0/3	0					
10	CSERNAK Szabolcs	Male	6	6/24	25	1/4	25	1/13	8	2/5	40	2/2	100					
11	MAJER Zsolt	Male	6	6/37	16	2/15	13	1/14	7	3/7	43	0/1	0					
Team / Coach																		
Totals:				28/137	20	7/42	17	7/54	13	11/29	38	3/12	25					

Legend:

%	Shooting Percentage	1pt	1-Point	2pt	2-Points	LD	Long Distance	M/A	Made/Attempts
MD	Medium Distance	MP	Matches Played	PS	Penalty Shot	Pts.	Points	R-in	Running-in
R	Red Card	Y	Yellow Card	YR	Yellow+Red Card				

Timing and Results provided by Tissot



Cumulative Statistics

NED - Netherlands

After 6 games

No	Name	Gender	GP	Total		LD		MD		R-in		PS 1pt		PS 2pt		Cards		
				M/A	%	M/A	%	M/A	%	M/A	%	M/A	%	M/A	%	Y	YR	R
1	KOELMAN Mandy	Female	6	9/28	32	1/9	11	3/8	38	1/6	17	4/5	80					
2	BIJKERK Lynn	Female	6	8/30	27	3/11	27	3/13	23	1/4	25	1/2	50					
3	HEUVELING Jessie	Female	6	4/20	20	0/6	0	1/8	13	2/5	40	1/1	100					
14	VAN DER EIJK Jasper	Male	6	23/53	43	4/21	19	5/12	42	11/16	69	3/4	75					
15	ZWART Andre	Male	6	8/35	23	4/25	16	3/9	33	1/1	100							
23	TOLSMA Jesper	Male	6	10/40	25	2/21	10	0/6	0	3/7	43	5/6	83					
Team / Coach																		
Totals:				62/206	30	14/93	15	15/56	27	19/39	49	14/18	78					

Legend:									
%	Shooting Percentage	1pt	1-Point	2pt	2-Points	LD	Long Distance	M/A	Made/Attempts
MD	Medium Distance	MP	Matches Played	PS	Penalty Shot	Pts.	Points	R-in	Running-in
R	Red Card	Y	Yellow Card	YR	Yellow+Red Card				



Cumulative Statistics

POL - Poland

After 6 games

No	Name	Gender	GP	Total		LD		MD		R-in		PS 1pt		PS 2pt		Cards		
				M/A	%	M/A	%	M/A	%	M/A	%	M/A	%	M/A	%	Y	YR	R
1	SIEMIENIUK Tamara	Female	6	18/43	42	1/9	11	14/26	54	2/5	40	1/3	33					
2	KOŁODZIEJCZYK Izabela	Female	6	3/27	11	1/16	6	2/9	22			0/2	0					
6	KLIMCZYK Natalia	Female	6	11/42	26	2/12	17	8/28	29	0/1	0	1/1	100					
10	DIADIK Rafał	Male	6	4/23	17	2/15	13	0/3	0	1/2	50	1/3	33					
11	MASZTALERUK Jędrzej	Male	6	2/11	18	0/4	0	0/4	0	1/2	50	1/1	100					
12	NOWACKI Kamil	Male	6	8/20	40	4/11	36	4/6	67	0/2	0	0/1	0					
Team / Coach																		
Totals:				46/166	28	10/67	15	28/76	37	4/12	33	4/11	36					

Legend:

%	Shooting Percentage	1pt	1-Point	2pt	2-Points	LD	Long Distance	M/A	Made/Attempts
MD	Medium Distance	MP	Matches Played	PS	Penalty Shot	Pts.	Points	R-in	Running-in
R	Red Card	Y	Yellow Card	YR	Yellow+Red Card				

Timing and Results provided by Tissot



Cumulative Statistics

TPE - Chinese Taipei

After 6 games

No	Name	Gender	GP	Total		LD		MD		R-in		PS 1pt		PS 2pt		Cards		
				M/A	%	M/A	%	M/A	%	M/A	%	M/A	%	M/A	%	Y	YR	R
2	HUANG Ying-Ting	Male	6	9/39	23	4/21	19	1/12	8	2/3	67	2/3	67					
3	WU Jia-Yi	Female	6	11/24	46	1/3	33	7/14	50	2/5	40	1/2	50					
4	CHU Shu-Ping	Female	6	5/30	17	1/12	8	2/13	15	2/5	40							
5	WANG Yi-Wen	Female	6	7/26	27	0/6	0	3/11	27	4/7	57	0/2	0					
6	CHANG Chia-Chuan	Male	6	9/37	24	4/20	20	4/9	44	0/5	0	1/3	33			1		
9	WANG Ming-Kai	Male	6	8/25	32	1/5	20	4/13	31	2/5	40	1/2	50					
Team / Coach																		
Totals:				49/181	27	11/67	16	21/72	29	12/30	40	5/12	42			1		

Legend:									
%	Shooting Percentage	1pt	1-Point	2pt	2-Points	LD	Long Distance	M/A	Made/Attempts
MD	Medium Distance	MP	Matches Played	PS	Penalty Shot	Pts.	Points	R-in	Running-in
R	Red Card	Y	Yellow Card	YR	Yellow+Red Card				



Cumulative Statistics

USA - United States of America

After 6 games

No	Name	Gender	GP	Total		LD		MD		R-in		PS 1pt		PS 2pt		Cards		
				M/A	%	M/A	%	M/A	%	M/A	%	M/A	%	M/A	%	Y	YR	R
1	JOHNSON Bill	Male	6	2/19	11	1/9	11	1/6	17	0/3	0	0/1	0					
3	HERMES Sean	Male	6	7/38	18	4/24	17	2/9	22	0/2	0	1/3	33					
4	CLEARY Lindsey	Female	6	3/23	13	0/5	0	2/14	14	0/2	0	1/2	50					
11	MERRELL Jeffrey	Male	6	10/30	33	3/15	20	2/7	29	2/4	50	3/4	75					
17	MATEO Lariel	Female	6	2/9	22			2/5	40	0/4	0							
22	GRAHAM Ashley	Female	6	5/26	19	2/11	18	3/13	23	0/2	0							
Team / Coach																		
Totals:				29/145	20	10/64	16	12/54	22	2/17	12	5/10	50					

Legend:

%	Shooting Percentage	1pt	1-Point	2pt	2-Points	LD	Long Distance	M/A	Made/Attempts
MD	Medium Distance	MP	Matches Played	PS	Penalty Shot	Pts.	Points	R-in	Running-in
R	Red Card	Y	Yellow Card	YR	Yellow+Red Card				

Timing and Results provided by Tissot



Medallists

GOLD			SILVER			BRONZE		
TPE - Chinese Taipei			NED - Netherlands			BEL - Belgium		
2	HUANG Ying-Ting	M	1	KOELMAN Mandy	F	2	LOOS Elin	F
3	WU Jia-Yi	F	2	BIJKERK Lynn	F	3	SOMERS Lauren	F
4	CHU Shu-Ping	F	3	HEUVELING Jessie	F	4	RYCKX Paulien	F
5	WANG Yi-Wen	F	14	VAN DER EIJK Jasper	M	13	VERGAERT Ruben	M
6	CHANG Chia-Chuan	M	15	ZWART Andre	M	17	VAN GENECHTEN Axel	M
9	WANG Ming-Kai	M	23	TOLSMA Jesper	M	20	SCHOUMACKER Cedric	M

Legend:

F Female M Male



SUN 17 AUG 2025
Start Time: 12:20

Start List

Game No: 21

USA vs AUS

Referees: MERTENS Dave (BEL) / GULSIRIRAT Preeyaporn (THA)

USA - United States of America

Shirts: red

No	Name	Gender	GP	Minutes per Game	Points
1	JOHNSON Bill	Male	5	7:49	3
3	HERMES Sean	Male	5	8:38	9
17	MATEO Lariel	Female	5	8:20	1
22	GRAHAM Ashley (C)	Female	5	8:37	5
4	CLEARY Lindsey	Female	5	7:53	3
11	MERRELL Jeffrey	Male	5	8:16	11
Head Coach: VAN DEN BULCK Erik (BEL)					

USA Played		
PR	TPE	5-8
PR	HUN	5-5 (3-2)
PR	CHN	6-18
QF	NED	8-13
CL5-8	POL	8-12

AUS - Australia

Shirts: yellow

No	Name	Gender	GP	Minutes per Game	Points
13	KUBANK Amy	Female	5	8:44	0
15	REICHMAN Robert	Male	5	7:54	2
26	KUBANK Rhys (C)	Male	5	8:18	4
34	ROBERTS Louise	Female	5	8:30	2
3	HUTCHESSON Emily	Female	5	6:50	11
22	HUTCHESSON Christopher	Male	5	7:42	4
Head Coach: CHOW Amy (HKG)					

AUS Played		
PR	NED	0-18
PR	POL	3-16
PR	BEL	3-15
QF	TPE	11-15
CL5-8	CHN	6-13

Note:
Players above the bold line are in the starting lineup.

Legend:
CL Consolation Semifinal GG Golden Goal GP Games Played No Number PR Preliminary Round
QF Quarterfinal



SUN 17 AUG 2025
Start Time: 12:20

Results

Game No: 21

USA 7 - 3 AUS (4 - 1, 3 - 2)

Referees: MERTENS Dave (BEL) / GULSIRIRAT Preeyaporn (THA)

USA - United States of America

Shirts: red

No	Name	Gen	MIN	Total	LD	MD	R-in	PS		Punishments		
								1pt	2pt	Y	YR	R
1	JOHNSON Bill	M	7:54	0/1			0/1					
3	HERMES Sean	M	8:02	1/5	1/5							
4	CLEARY Lindsey	F	7:24	0/9	0/1	0/7	0/1					
11	MERRELL Jeffrey	M	8:04	2/7	0/1	1/5	1/1					
17	MATEO Lariel	F	8:48	1/2		1/1	0/1					
22	GRAHAM Ashley	F	7:48	1/7	1/4	0/3						
Team / Coach												
Totals				5/31	2/11	2/16	1/4					
Head Coach: VAN DEN BULCK Erik (BEL)												

Running Score

MIN	Score	Team No	
1	1-0	USA	17 MATEO L (MD)
2	1-1	AUS	22 HUTCHESSON C (MD)
5	2-1	USA	11 MERRELL J (RI)
6	4-1	USA	3 HERMES S (LD)
7	6-1	USA	22 GRAHAM A (LD)
7	6-2	AUS	22 HUTCHESSON C (RI)
8	7-2	USA	11 MERRELL J (MD)
12	7-3	AUS	22 HUTCHESSON C (RI)

AUS - Australia

Shirts: yellow

No	Name	Gen	MIN	Total	LD	MD	R-in	PS		Punishments		
								1pt	2pt	Y	YR	R
3	HUTCHESSON Emily	F	7:03	0/4	0/4							
13	KUBANK Amy	F	8:50	0/2		0/1	0/1					
15	REICHMAN Robert	M	7:52	0/1		0/1						
22	HUTCHESSON Christopher	M	7:48	3/6		1/4	2/2					
26	KUBANK Rhys	M	8:15	0/2	0/2							
34	ROBERTS Louise	F	8:12	0/3	0/1	0/1	0/1					
Team / Coach												
Totals				3/18	0/7	1/7	2/4					
Head Coach: CHOW Amy (HKG)												

Legend:

1pt	1-Point	2pt	2-Points	(C)	Captain	F	Female	FP	Free Pass	Gen	Gender
GG	Golden Goal	LD	Long Distance	M	Male	MD	Medium Distance	MIN	Minutes played	No	Number
PS	Penalty Shot	Pts.	Points	R-in	Running-in	R	Direct Red Card	Y	Yellow Card	YR	Yellow+Red Card

Timing and Results provided by Tissot

KBBXTEAM4-----FNL-000400--_73 v1.0

Report Created SUN 17 AUG 2025 12:39

Page 1 / 1



SUN 17 AUG 2025
Start Time: 12:40

Start List

Game No: 22

CHN vs POL

Referees: LIAO Wei-Chieh (TPE) / FREDERICKSON Megan Elizabeth (AUS)

CHN - People's Republic of China

Shirts: red

No	Name	Gender	GP	Minutes per Game	Points
4	YIN Jingyi (C)	Female	5	7:37	3
5	NIU Hui	Female	5	7:58	9
9	HE Linxu	Male	5	7:28	8
16	LI Bingchen	Male	5	7:59	8
10	JIANG Jiayingwang	Male	5	8:32	8
11	LI Wenjing	Female	5	8:24	5
Head Coach: LIU Hao					

CHN Played		
PR	HUN	5-9
PR	TPE	3-14
PR	USA	18-6
QF	BEL	2-13
CL5-8	AUS	13-6

POL - Poland

Shirts: blue

No	Name	Gender	GP	Minutes per Game	Points
1	SIEMIENIUK Tamara (C)	Female	5	9:25	17
6	KLIMCZYK Natalia	Female	5	9:03	9
11	MASZTALERUK Jędrzej	Male	5	8:14	1
12	NOWACKI Kamil	Male	5	7:37	10
2	KOŁODZIEJCZYK Izabela	Female	5	5:26	3
10	DIADIK Rafał	Male	5	8:13	6
Head Coach: ZAK Maciej					

POL Played		
PR	BEL	6-16
PR	AUS	16-3
PR	NED	5-16
QF	HUN	7-8
CL5-8	USA	12-8

Note:
Players above the bold line are in the starting lineup.

Legend:
CL Consolation Semifinal GG Golden Goal GP Games Played No Number PR Preliminary Round
QF Quarterfinal



SUN 17 AUG 2025
Start Time: 12:40

Results

Game No: 22

CHN 6 - 10 POL (3 - 5, 3 - 5)

Referees: LIAO Wei-Chieh (TPE) / FREDERICKSON Megan Elizabeth (AUS)

CHN - People's Republic of China

Shirts: red

No	Name	Gen	MIN	Total	LD	MD	R-in	PS		Punishments		
								1pt	2pt	Y	YR	R
4	YIN Jingyi	F	6:48	0/3		0/2	0/1					
5	NIU Hui	F	9:16	1/2	0/1			1/1				
9	HE Linxu	M	6:56	0/4	0/3	0/1						
10	JIANG Jiayingwang	M	9:21	2/5		0/2	1/2	1/1				
11	LI Wenjing	F	7:56	1/3	0/1	0/1	1/1					
16	LI Bingchen	M	7:43	2/3			1/2	1/1				
Team / Coach												
Totals				6/20	0/5	0/6	3/6	3/3				
Head Coach: LIU Hao												

Running Score				
MIN	Score	Team No		
1	0-2	POL	6	KLIMCZYK N (LD)
2	0-4	POL	12	NOWACKI K (LD)
2	1-4	CHN	11	LI W (RI)
5	2-4	CHN	16	LI B (PS)
6	3-4	CHN	16	LI B (RI)
6	3-5	POL	11	MASZTALERUK J (RI)
7	3-6	POL	1	SIEMIENIUK T (MD)
8	4-6	CHN	10	JIANG J (RI)
8	4-7	POL	1	SIEMIENIUK T (MD)
9	4-8	POL	6	KLIMCZYK N (PS)
10	5-8	CHN	5	NIU H (PS)
12	5-9	POL	6	KLIMCZYK N (MD)
12	5-10	POL	2	KOŁODZIEJCZYK I (MD)
12	6-10	CHN	10	JIANG J (PS)

POL - Poland

Shirts: blue

No	Name	Gen	MIN	Total	LD	MD	R-in	PS		Punishments		
								1pt	2pt	Y	YR	R
1	SIEMIENIUK Tamara	F	9:28	2/7	0/2	2/3	0/1	0/1				
2	KOŁODZIEJCZYK Izabela	F	6:24	1/6	0/2	1/4						
6	KLIMCZYK Natalia	F	7:58	3/8	1/3	1/4		1/1				
10	DIADIK Rafal	M	7:06	0/3	0/1	0/1		0/1				
11	MASZTALERUK Jędrzej	M	8:13	1/3	0/1	0/1	1/1					
12	NOWACKI Kamil	M	8:51	1/6	1/3	0/1	0/1	0/1				
Team / Coach												
Totals				8/33	2/12	4/14	1/3	1/4				
Head Coach: ZAK Maciej												

Legend:

1pt	1-Point	2pt	2-Points	(C)	Captain	F	Female	FP	Free Pass	Gen	Gender
GG	Golden Goal	LD	Long Distance	M	Male	MD	Medium Distance	MIN	Minutes played	No	Number
PS	Penalty Shot	Pts.	Points	R-in	Running-in	R	Direct Red Card	Y	Yellow Card	YR	Yellow+Red Card

Timing and Results provided by Tissot



SUN 17 AUG 2025
Start Time: 13:00

Start List

Game No: 23

HUN vs BEL

Referees: DIRKS Wouter (NED) / GANDIA PEREZ Olga (ESP)

HUN - Hungary

Shirts: green

No	Name	Gender	GP	Minutes per Game	Points
4	VAGA Anna	Female	5	8:19	9
8	BELLUSZ Kristof	Male	5	8:21	5
9	VASZKO Diana (C)	Female	5	8:20	1
11	MAJER Zsolt	Male	5	8:18	8
7	JAMRIK-MAJOR Noemi	Female	5	8:08	3
10	CSERNAK Szabolcs	Male	5	8:08	4
Head Coach: HACK Barnabas					

HUN Played		
PR	CHN	9-5
PR	USA	5-5 (2-3)
PR	TPE	4-7
QF	POL	8-7
SF	NED	4-12

BEL - Belgium

Shirts: black

No	Name	Gender	GP	Minutes per Game	Points
3	SOMERS Lauren	Female	5	9:04	8
4	RYCKX Paulien (C)	Female	5	7:20	5
13	VERGAERT Ruben	Male	5	8:23	11
17	VAN GENECHTEN Axel	Male	5	8:57	13
2	LOOS Elin	Female	5	7:56	10
20	SCHOUMACKER Cedric	Male	5	7:05	8
Head Coach: DE WAELE Kevin					

BEL Played		
PR	POL	16-6
PR	NED	4-11
PR	AUS	15-3
QF	CHN	13-2
SF	TPE	7-8 (GG)

Note:
Players above the bold line are in the starting lineup.

Legend:
CL Consolation Semifinal **GG** Golden Goal **GP** Games Played **No** Number **PR** Preliminary Round
QF Quarterfinal **SF** Semifinal



SUN 17 AUG 2025
Start Time: 13:00

Results

Game No: 23

HUN 5 - 10 BEL (2 - 4, 3 - 6)

Referees: DIRKS Wouter (NED) / GANDIA PEREZ Olga (ESP)

HUN - Hungary

Shirts: green

No	Name	Gen	MIN	Total	LD	MD	R-in	PS		Punishments		
								1pt	2pt	Y	YR	R
4	VAGA Anna	F	9:23	1/1			1/1					
7	JAMRIK-MAJOR Noemi	F	6:18	0/2			0/2					
8	BELLUSZ Kristof	M	9:13	1/6	0/4	1/2						
9	VASZKO Diana	F	8:29	0/1	0/1							
10	CSERNAK Szabolcs	M	6:08	2/6	1/3	0/2	1/1					
11	MAJER Zsolt	M	8:29	0/4	0/3	0/1						
Team / Coach												
Totals				4/20	1/11	1/5	2/4					
Head Coach: HACK Barnabas												

Running Score

MIN	Score	Team No	
2	1-0	HUN	4 VAGA A (RI)
2	2-0	HUN	10 CSERNAK S (RI)
3	2-1	BEL	17 van GENECHTEN A (PS)
3	2-2	BEL	4 RYCKX P (MD)
4	2-3	BEL	13 VERGAERT R (MD)
5	2-4	BEL	2 LOOS E (PS)
7	2-5	BEL	3 SOMERS L (PS)
8	2-7	BEL	2 LOOS E (LD)
9	2-8	BEL	2 LOOS E (RI)
10	3-8	HUN	8 BELLUSZ K (MD)
10	3-9	BEL	2 LOOS E (PS)
12	3-10	BEL	17 van GENECHTEN A (PS)
12	5-10	HUN	10 CSERNAK S (LD)

BEL - Belgium

Shirts: black

No	Name	Gen	MIN	Total	LD	MD	R-in	PS		Punishments		
								1pt	2pt	Y	YR	R
2	LOOS Elin	F	7:35	4/9	1/4	0/1	1/2	2/2				
3	SOMERS Lauren	F	10:10	1/7	0/3		0/2	1/2				
4	RYCKX Paulien	F	6:15	1/6	0/1	1/5						
13	VERGAERT Ruben	M	6:21	1/3	0/1	1/2						
17	VAN GENECHTEN Axel	M	9:37	2/3	0/1			2/2				
20	SCHOUMACKER Cedric	M	8:02	0/12	0/9	0/2		0/1				
Team / Coach												
Totals				9/40	1/19	2/10	1/4	5/7				
Head Coach: DE WAELE Kevin												

Legend:

1pt	1-Point	2pt	2-Points	(C)	Captain	F	Female	FP	Free Pass	Gen	Gender
GG	Golden Goal	LD	Long Distance	M	Male	MD	Medium Distance	MIN	Minutes played	No	Number
PS	Penalty Shot	Pts.	Points	R-in	Running-in	R	Direct Red Card	Y	Yellow Card	YR	Yellow+Red Card

Timing and Results provided by Tissot

KBBXTEAM4-----FNL-000200--_73 v1.0

Report Created SUN 17 AUG 2025 13:23

Page 1 / 1



SUN 17 AUG 2025
Start Time: 13:20

Start List

Game No: 24

NED vs TPE

Referees: MERTENS Dave (BEL) / FARIA Carlos (POR)

NED - Netherlands

Shirts: orange

No	Name	Gender	GP	Minutes per Game	Points
1	KOELMAN Mandy	Female	5	7:51	9
2	BIJKERK Lynn	Female	5	8:23	11
14	VAN DER EIJK Jasper	Male	5	8:01	24
15	ZWART Andre (C)	Male	5	8:17	11
3	HEUVELING Jessie	Female	5	7:45	4
23	TOLSMA Jesper	Male	5	7:41	11
Head Coach: KOOPMANS Roelof					

NED Played		
PR	AUS	18-0
PR	BEL	11-4
PR	POL	16-5
QF	USA	13-8
SF	HUN	12-4

TPE - Chinese Taipei

Shirts: white

No	Name	Gender	GP	Minutes per Game	Points
2	HUANG Ying-Ting	Male	5	9:14	9
4	CHU Shu-Ping (C)	Female	5	8:34	6
5	WANG Yi-Wen	Female	5	9:38	7
6	CHANG Chia-Chuan	Male	5	7:52	10
3	WU Jia-Yi	Female	5	6:04	11
9	WANG Ming-Kai	Male	5	7:24	9
Head Coach: FENG Chun-Cheng					

TPE Played		
PR	USA	8-5
PR	CHN	14-3
PR	HUN	7-4
QF	AUS	15-11
SF	BEL	8-7 (GG)

Note:
Players above the bold line are in the starting lineup.

Legend:
CL Consolation Semifinal **GG** Golden Goal **GP** Games Played **No** Number **PR** Preliminary Round
QF Quarterfinal **SF** Semifinal



SUN 17 AUG 2025
Start Time: 13:20

Results

Game No: 24

NED 6 - 8 TPE (5 - 3, 1 - 5)

Referees: MERTENS Dave (BEL) / FARIA Carlos (POR)

NED - Netherlands

Shirts: orange

No	Name	Gen	MIN	Total	LD	MD	R-in	PS		Punishments		
								1pt	2pt	Y	YR	R
1	KOELMAN Mandy	F	7:07	1/3		1/1	0/1	0/1				
2	BIJKERK Lynn	F	7:46	0/4	0/2	0/1	0/1					
3	HEUVELING Jessie	F	9:07	0/1		0/1						
14	VAN DER EIJK Jasper	M	7:38	3/9	0/2	1/2	2/4	0/1				
15	ZWART Andre	M	8:12	1/6	0/2	1/4						
23	TOLSMA Jesper	M	8:10	1/8	0/5	0/2	1/1					
Team / Coach												
Totals				6/31	0/11	3/11	3/7	0/2				
Head Coach: KOOPMANS Roelof												

Running Score

MIN	Score	Team No	
1	1-0	NED	14 van der EIJK J (RI)
2	2-0	NED	14 van der EIJK J (MD)
2	3-0	NED	14 van der EIJK J (RI)
3	4-0	NED	15 ZWART A (MD)
4	4-1	TPE	6 CHANG CC (MD)
5	5-1	NED	1 KOELMAN M (MD)
5	5-3	TPE	2 HUANG YT (LD)
7	5-5	TPE	6 CHANG CC (LD)
10	6-5	NED	23 TOLSMA J (RI)
11	6-6	TPE	3 WU JY (PS)
12	6-8	TPE	2 HUANG YT (LD)

TPE - Chinese Taipei

Shirts: white

No	Name	Gen	MIN	Total	LD	MD	R-in	PS		Punishments		
								1pt	2pt	Y	YR	R
2	HUANG Ying-Ting	M	7:44	2/6	2/5	0/1						
3	WU Jia-Yi	F	5:51	1/3			0/2	1/1				
4	CHU Shu-Ping	F	6:40	0/4	0/1	0/2	0/1					
5	WANG Yi-Wen	F	11:29	0/4	0/1	0/2		0/1				
6	CHANG Chia-Chuan	M	7:25	2/3	1/2	1/1						
9	WANG Ming-Kai	M	8:51	0/2		0/1	0/1					
Team / Coach												
Totals				5/22	3/9	1/7	0/4	1/2				
Head Coach: FENG Chun-Cheng												

Legend:

1pt	1-Point	2pt	2-Points	(C)	Captain	F	Female	FP	Free Pass	Gen	Gender
GG	Golden Goal	LD	Long Distance	M	Male	MD	Medium Distance	MIN	Minutes played	No	Number
PS	Penalty Shot	Pts.	Points	R-in	Running-in	R	Direct Red Card	Y	Yellow Card	YR	Yellow+Red Card

Timing and Results provided by Tissot

KBBXTEAM4-----FNL-000100--_73 v1.0

Report Created SUN 17 AUG 2025 13:45

Page 1 / 1



SUN 17 AUG 2025
Start Time: 10:40

Start List

Game No: 19

NED vs HUN

Referees: FREDERICKSON Megan Elizabeth (AUS) / MERTENS Dave (BEL)

NED - Netherlands

Shirts: blue

No	Name	Gender	GP	Minutes per Game	Points
1	KOELMAN Mandy	Female	4	7:34	7
2	BIJKERK Lynn	Female	4	8:32	10
14	VAN DER EIJK Jasper	Male	4	8:11	20
15	ZWART Andre (C)	Male	4	8:19	9
3	HEUVELING Jessie	Female	4	7:53	4
23	TOLSMA Jesper	Male	4	7:29	8
Head Coach: KOOPMANS Roelof					

NED Played		
PR	AUS	18-0
PR	BEL	11-4
PR	POL	16-5
QF	USA	13-8

HUN - Hungary

Shirts: red

No	Name	Gender	GP	Minutes per Game	Points
4	VAGA Anna	Female	4	8:44	7
8	BELLUSZ Kristof	Male	4	8:47	3
9	VASZKO Diana (C)	Female	4	8:05	1
11	MAJER Zsolt	Male	4	8:03	8
7	JAMRIK-MAJOR Noemi	Female	4	8:10	3
10	CSERNAK Szabolcs	Male	4	8:09	4
Head Coach: HACK Barnabas					

HUN Played		
PR	CHN	9-5
PR	USA	5-5 (2-3)
PR	TPE	4-7
QF	POL	8-7

Note:
Players above the bold line are in the starting lineup.

Legend:
CL Consolation Semifinal GG Golden Goal GP Games Played No Number PR Preliminary Round
QF Quarterfinal



SUN 17 AUG 2025
Start Time: 10:40

Results

Game No: 19

NED 12 - 4 HUN (8 - 0, 4 - 4)

Referees: FREDERICKSON Megan Elizabeth (AUS) / MERTENS Dave (BEL)

NED - Netherlands

Shirts: blue

No	Name	Gen	MIN	Total	LD	MD	R-in	PS		Punishments		
								1pt	2pt	Y	YR	R
1	KOELMAN Mandy	F	9:00	2/4		0/2	1/1	1/1				
2	BIJKERK Lynn	F	7:48	1/3	0/1	1/2						
3	HEUVELING Jessie	F	7:12	0/2	0/1		0/1					
14	VAN DER EIJK Jasper	M	7:21	4/6	0/1	2/3	1/1	1/1				
15	ZWART Andre	M	8:09	1/7	1/6	0/1						
23	TOLSMA Jesper	M	8:30	3/11	0/3	0/1	0/3	3/4				
Team / Coach												
Totals				11/33	1/12	3/9	2/6	5/6				
Head Coach: KOOPMANS Roelof												

Running Score

MIN	Score	Team No
2	1-0	NED 14 van der EIJK J (MD)
3	2-0	NED 14 van der EIJK J (PS)
3	3-0	NED 14 van der EIJK J (RI)
5	4-0	NED 23 TOLSMA J (PS)
6	6-0	NED 15 ZWART A (LD)
6	7-0	NED 2 BIJKERK L (MD)
6	8-0	NED 14 van der EIJK J (MD)
7	9-0	NED 23 TOLSMA J (PS)
9	10-0	NED 23 TOLSMA J (PS)
11	10-2	HUN 8 BELLUSZ K (LD)
12	11-2	NED 1 KOELMAN M (RI)
12	11-4	HUN 4 VAGA A (LD)
12	12-4	NED 1 KOELMAN M (PS)

HUN - Hungary

Shirts: red

No	Name	Gen	MIN	Total	LD	MD	R-in	PS		Punishments		
								1pt	2pt	Y	YR	R
4	VAGA Anna	F	6:37	1/1	1/1							
7	JAMRIK-MAJOR Noemi	F	8:02	0/4	0/1	0/2	0/1					
8	BELLUSZ Kristof	M	6:37	1/2	1/1	0/1						
9	VASZKO Diana	F	9:21	0/1				0/1				
10	CSERNAK Szabolcs	M	8:07	0/4	0/1	0/3						
11	MAJER Zsolt	M	9:16	0/7	0/4	0/2	0/1					
Team / Coach												
Totals				2/19	2/8	0/8	0/2	0/1				
Head Coach: HACK Barnabas												

Legend:

1pt	1-Point	2pt	2-Points	(C)	Captain	F	Female	FP	Free Pass	Gen	Gender
GG	Golden Goal	LD	Long Distance	M	Male	MD	Medium Distance	MIN	Minutes played	No	Number
PS	Penalty Shot	Pts.	Points	R-in	Running-in	R	Direct Red Card	Y	Yellow Card	YR	Yellow+Red Card

Timing and Results provided by Tissot

KBBXTEAM4-----SFNL000100--_73 v1.0

Report Created SUN 17 AUG 2025 10:54

Page 1 / 1



SUN 17 AUG 2025
Start Time: 11:00

Start List

Game No: 20

TPE vs BEL

Referees: FARIA Carlos (POR) / GANDIA PEREZ Olga (ESP)

TPE - Chinese Taipei

Shirts: blue

No	Name	Gender	GP	Minutes per Game	Points
2	HUANG Ying-Ting	Male	4	8:54	6
4	CHU Shu-Ping (C)	Female	4	8:51	5
5	WANG Yi-Wen	Female	4	8:53	7
6	CHANG Chia-Chuan	Male	4	7:55	8
3	WU Jia-Yi	Female	4	6:06	10
9	WANG Ming-Kai	Male	4	7:19	8
Head Coach: FENG Chun-Cheng					

TPE Played		
PR	USA	8-5
PR	CHN	14-3
PR	HUN	7-4
QF	AUS	15-11

BEL - Belgium

Shirts: red

No	Name	Gender	GP	Minutes per Game	Points
2	LOOS Elin	Female	4	7:35	9
4	RYCKX Paulien (C)	Female	4	7:13	4
13	VERGAERT Ruben	Male	4	8:07	9
20	SCHOUMACKER Cedric	Male	4	6:58	8
3	SOMERS Lauren	Female	4	9:09	5
17	VAN GENECHTEN Axel	Male	4	8:57	13
Head Coach: DE WAELE Kevin					

BEL Played		
PR	POL	16-6
PR	NED	4-11
PR	AUS	15-3
QF	CHN	13-2

Note:
Players above the bold line are in the starting lineup.

Legend:
CL Consolation Semifinal GG Golden Goal GP Games Played No Number PR Preliminary Round
QF Quarterfinal



SUN 17 AUG 2025
Start Time: 11:00

Results

Game No: 20

TPE (GG)8 - 7 BEL (2 - 3, 5 - 4, 1 - 0)

Referees: FARIA Carlos (POR) / GANDIA PEREZ Olga (ESP)

TPE - Chinese Taipei

Shirts: blue

No	Name	Gen	MIN	Total	LD	MD	R-in	PS		Punishments		
								1pt	2pt	Y	YR	R
2	HUANG Ying-Ting	M	10:32	2/6	1/3	1/3						
3	WU Jia-Yi	F	5:57	1/2		0/1	1/1					
4	CHU Shu-Ping	F	7:24	1/3	0/1	0/1	1/1					
5	WANG Yi-Wen	F	12:41	0/2	0/1	0/1						
6	CHANG Chia-Chuan	M	7:43	1/7	1/6	0/1						
9	WANG Ming-Kai	M	7:47	1/3		0/2		1/1				
Team / Coach												
Totals				6/23	2/11	1/9	2/2	1/1				
Head Coach: FENG Chun-Cheng												

Running Score

MIN	Score	Team No	
2	0-1	BEL	3 SOMERS L (MD)
5	1-1	TPE	3 WU JY (RI)
6	1-3	BEL	13 VERGAERT R (LD)
6	2-3	TPE	9 WANG MK (PS)
7	4-3	TPE	6 CHANG CC (LD)
9	4-4	BEL	3 SOMERS L (RI)
10	6-4	TPE	2 HUANG YT (LD)
10	6-5	BEL	4 RYCKX P (RI)
11	6-6	BEL	2 LOOS E (MD)
11	7-6	TPE	4 CHU SP (RI)
12	7-7	BEL	3 SOMERS L (RI)
13	(GG)8-7	TPE	2 HUANG YT (MD)

BEL - Belgium

Shirts: red

No	Name	Gen	MIN	Total	LD	MD	R-in	PS		Punishments		
								1pt	2pt	Y	YR	R
2	LOOS Elin	F	9:24	1/6	0/2	1/3	0/1					
3	SOMERS Lauren	F	8:47	3/8	0/2	1/3	2/2	0/1				
4	RYCKX Paulien	F	7:51	1/8	0/2	0/4	1/1	0/1				
13	VERGAERT Ruben	M	9:28	1/6	1/3	0/2	0/1			1		
17	VAN GENECHTEN Axel	M	9:01	0/3	0/2		0/1					
20	SCHOUMACKER Cedric	M	7:33	0/4	0/2	0/1	0/1					
Team / Coach												
Totals				6/35	1/13	2/13	3/7	0/2		1		
Head Coach: DE WAELE Kevin												

Legend:

1pt	1-Point	2pt	2-Points	(C)	Captain	F	Female	FP	Free Pass	Gen	Gender
GG	Golden Goal	LD	Long Distance	M	Male	MD	Medium Distance	MIN	Minutes played	No	Number
PS	Penalty Shot	Pts.	Points	R-in	Running-in	R	Direct Red Card	Y	Yellow Card	YR	Yellow+Red Card

Timing and Results provided by Tissot

KBBXTEAM4-----SFNL000200--_73 v1.0

Report Created SUN 17 AUG 2025 11:16

Page 1 / 1



Start List

Game No: 18

CHN vs AUS

Referees: FARIA Carlos (POR) / GULSIRIRAT Preeyaporn (THA)

CHN - People's Republic of China

Shirts: white

No	Name	Gender	GP	Minutes per Game	Points
4	YIN Jingyi (C)	Female	4	7:44	1
5	NIU Hui	Female	4	7:43	6
9	HE Linxu	Male	4	7:10	7
16	LI Bingchen	Male	4	8:05	7
10	JIANG Jiayingwang	Male	4	8:44	5
11	LI Wenjing	Female	4	8:31	2
Head Coach: LIU Hao					

CHN Played		
PR	HUN	5-9
PR	TPE	3-14
PR	USA	18-6
QF	BEL	2-13

AUS - Australia

Shirts: green

No	Name	Gender	GP	Minutes per Game	Points
3	HUTCHESON Emily (C)	Female	4	6:33	8
13	KUBANK Amy	Female	4	8:54	0
22	HUTCHESON Christopher	Male	4	7:33	4
26	KUBANK Rhys	Male	4	8:21	2
15	REICHMAN Robert	Male	4	8:00	1
34	ROBERTS Louise	Female	4	8:37	2
Head Coach: CHOW Amy (HKG)					

AUS Played		
PR	NED	0-18
PR	POL	3-16
PR	BEL	3-15
QF	TPE	11-15

Note:
Players above the bold line are in the starting lineup.

Legend:
CL Consolation Semifinal GG Golden Goal GP Games Played No Number PR Preliminary Round
QF Quarterfinal



Results

Game No: 18

CHN 13 - 6 AUS (8 - 3, 5 - 3)

Referees: FARIA Carlos (POR) / GULSIRIRAT Preeyaporn (THA)

CHN - People's Republic of China

Shirts: white

No	Name	Gen	MIN	Total	LD	MD	R-in	PS		Punishments		
								1pt	2pt	Y	YR	R
4	YIN Jingyi	F	7:09	2/3	0/1		1/1	1/1				
5	NIU Hui	F	8:57	2/7	1/2	0/3	0/1	1/1				
9	HE Linxu	M	8:40	1/3	0/1	1/2						
10	JIANG Jiayingwang	M	7:46	2/4	1/1	0/1	1/2					
11	LI Wenjing	F	7:54	2/6	1/3	1/2	0/1					
16	LI Bingchen	M	7:34	1/3		0/1	1/2					
Team / Coach												
Totals				10/26	3/8	2/9	3/7	2/2				
Head Coach: LIU Hao												

Running Score

MIN	Score	Team No	
1	1-0	CHN	4 YIN J (RI)
2	2-0	CHN	10 JIANG J (RI)
3	3-0	CHN	4 YIN J (PS)
4	4-0	CHN	5 NIU H (PS)
4	4-2	AUS	26 KUBANK R (LD)
4	6-2	CHN	11 LI W (LD)
5	6-3	AUS	15 REICHMAN R (MD)
6	7-3	CHN	11 LI W (MD)
6	8-3	CHN	16 LI B (RI)
9	8-4	AUS	3 HUTCHESSON E (MD)
9	10-4	CHN	5 NIU H (LD)
10	11-4	CHN	9 HE L (MD)
12	13-4	CHN	10 JIANG J (LD)
12	13-6	AUS	3 HUTCHESSON E (LD)

AUS - Australia

Shirts: green

No	Name	Gen	MIN	Total	LD	MD	R-in	PS		Punishments		
								1pt	2pt	Y	YR	R
3	HUTCHESSON Emily	F	7:56	2/8	1/3	1/5						
13	KUBANK Amy	F	8:03	0/1	0/1							
15	REICHMAN Robert	M	7:32	1/3	0/2	1/1						
22	HUTCHESSON Christopher	M	8:20	0/7	0/5	0/2						
26	KUBANK Rhys	M	8:08	1/7	1/4	0/2		0/1				
34	ROBERTS Louise	F	8:01	0/3		0/3						
Team / Coach												
Totals				4/29	2/15	2/13		0/1				
Head Coach: CHOW Amy (HKG)												

Legend:

1pt	1-Point	2pt	2-Points	(C)	Captain	F	Female	FP	Free Pass	Gen	Gender
GG	Golden Goal	LD	Long Distance	M	Male	MD	Medium Distance	MIN	Minutes played	No	Number
PS	Penalty Shot	Pts.	Points	R-in	Running-in	R	Direct Red Card	Y	Yellow Card	YR	Yellow+Red Card



Start List

Game No: 17

USA vs POL

Referees: DIRKS Wouter (NED) / LIAO Wei-Chieh (TPE)

USA - United States of America

Shirts: red

No	Name	Gender	GP	Minutes per Game	Points
1	JOHNSON Bill	Male	4	7:37	2
3	HERMES Sean	Male	4	8:57	5
17	MATEO Lariel	Female	4	8:36	1
22	GRAHAM Ashley (C)	Female	4	8:38	4
4	CLEARY Lindsey	Female	4	7:49	2
11	MERRELL Jeffrey	Male	4	8:21	10
Head Coach: VAN DEN BULCK Erik (BEL)					

USA Played		
PR	TPE	5-8
PR	HUN	5-5 (3-2)
PR	CHN	6-18
QF	NED	8-13

POL - Poland

Shirts: blue

No	Name	Gender	GP	Minutes per Game	Points
1	SIEMIENIUK Tamara (C)	Female	4	9:46	12
2	KOŁODZIEJCZYK Izabela	Female	4	4:51	2
10	DIADIK Rafał	Male	4	7:56	5
11	MASZTALERUK Jędrzej	Male	4	8:37	0
6	KLIMCZYK Natalia	Female	4	9:16	8
12	NOWACKI Kamil	Male	4	7:32	7
Head Coach: ZAK Maciej					

POL Played		
PR	BEL	6-16
PR	AUS	16-3
PR	NED	5-16
QF	HUN	7-8

Note:
Players above the bold line are in the starting lineup.

Legend:
CL Consolation Semifinal GG Golden Goal GP Games Played No Number PR Preliminary Round
QF Quarterfinal



SUN 17 AUG 2025
Start Time: 10:00

Consolation Semifinal 5-8

Results

Game No: 17

USA 8 - 12 POL (5 - 6, 3 - 6)

Referees: DIRKS Wouter (NED) / LIAO Wei-Chieh (TPE)

USA - United States of America

Shirts: red

No	Name	Gen	MIN	Total	LD	MD	R-in	PS		Punishments		
								1pt	2pt	Y	YR	R
1	JOHNSON Bill	M	8:39	1/2	0/1	1/1						
3	HERMES Sean	M	7:24	2/7	2/3	0/2		0/2				
4	CLEARY Lindsey	F	8:10	1/1				1/1				
11	MERRELL Jeffrey	M	7:57	1/3	0/1	0/1		1/1				
17	MATEO Lariel	F	7:17									
22	GRAHAM Ashley	F	8:33	1/3	0/1	1/2						
Team / Coach												
Totals				6/16	2/6	2/6		2/4				
Head Coach: VAN DEN BULCK Erik (BEL)												

Running Score

MIN	Score	Team No	
2	0-1	POL	12 NOWACKI K (MD)
3	1-1	USA	11 MERRELL J (PS)
4	1-2	POL	1 SIEMIENIUK T (RI)
4	1-4	POL	12 NOWACKI K (LD)
4	2-4	USA	4 CLEARY L (PS)
5	2-5	POL	1 SIEMIENIUK T (MD)
5	4-5	USA	3 HERMES S (LD)
5	4-6	POL	10 DIADIK R (RI)
6	5-6	USA	22 GRAHAM A (MD)
7	5-7	POL	2 KOLODZIEJCZYK I (MD)
8	6-7	USA	1 JOHNSON B (MD)
9	6-8	POL	1 SIEMIENIUK T (MD)
9	6-9	POL	11 MASZTALERUK J (PS)
10	6-10	POL	6 KLIMCZYK N (MD)
11	6-11	POL	1 SIEMIENIUK T (PS)
12	6-12	POL	1 SIEMIENIUK T (MD)
12	8-12	USA	3 HERMES S (LD)

POL - Poland

Shirts: blue

No	Name	Gen	MIN	Total	LD	MD	R-in	PS		Punishments		
								1pt	2pt	Y	YR	R
1	SIEMIENIUK Tamara	F	8:03	5/10	0/2	3/5	1/1	1/2				
2	KOLODZIEJCZYK Izabela	F	7:44	1/7	0/4	1/3						
6	KLIMCZYK Natalia	F	8:13	1/12	0/3	1/9						
10	DIADIK Rafal	M	9:23	1/5	0/4		1/1					
11	MASZTALERUK Jędrzej	M	6:42	1/3	0/1	0/1		1/1				
12	NOWACKI Kamil	M	7:55	2/3	1/2	1/1						
Team / Coach												
Totals				11/40	1/16	6/19	2/2	2/3				
Head Coach: ZAK Maciej												

Legend:

1pt	1-Point	2pt	2-Points	(C)	Captain	F	Female	FP	Free Pass	Gen	Gender
GG	Golden Goal	LD	Long Distance	M	Male	MD	Medium Distance	MIN	Minutes played	No	Number
PS	Penalty Shot	Pts.	Points	R-in	Running-in	R	Direct Red Card	Y	Yellow Card	YR	Yellow+Red Card

Timing and Results provided by Tissot



SAT 16 AUG 2025
Start Time: 17:30

Start List

Game No: 13

NED vs USA

Referees: FREDERICKSON Megan Elizabeth (AUS) / LIAO Wei-Chieh (TPE)

NED - Netherlands

Shirts: orange

No	Name	Gender	GP	Minutes per Game
1	KOELMAN Mandy	Female	3	7:46
2	BIJKERK Lynn	Female	3	8:26
14	VAN DER EIJK Jasper	Male	3	8:19
15	ZWART Andre (C)	Male	3	8:07
3	HEUVELING Jessie	Female	3	7:47
23	TOLSMA Jesper	Male	3	7:33
Head Coach: KOOPMANS Roelof				

NED Played		
PR	AUS	18-0
PR	BEL	11-4
PR	POL	16-5

USA - United States of America

Shirts: blue

No	Name	Gender	GP	Minutes per Game
1	JOHNSON Bill	Male	3	7:34
3	HERMES Sean	Male	3	9:23
17	MATEO Lariel	Female	3	8:49
22	GRAHAM Ashley (C)	Female	3	8:33
4	CLEARY Lindsey	Female	3	8:03
11	MERRELL Jeffrey	Male	3	8:17
Head Coach: VAN DEN BULCK Erik (BEL)				

USA Played		
PR	TPE	5-8
PR	HUN	5-5 (3-2)
PR	CHN	6-18

Note:
Players above the bold line are in the starting lineup.

Legend:							
CL	Consolation Semifinal	GG	Golden Goal	GP	Games Played	No	Number
PR	Preliminary Round						



SAT 16 AUG 2025
Start Time: 17:30

Results

Game No: 13

NED 13 - 8 USA (6 - 2, 7 - 6)

Referees: FREDERICKSON Megan Elizabeth (AUS) / LIAO Wei-Chieh (TPE)

NED - Netherlands

Shirts: orange

No	Name	Gen	MIN	Pts.	Total	LD	MD	R-in	PS		Punishments		
									1pt	2pt	Y	YR	R
1	KOELMAN Mandy	F	7:00	2	2/9	0/4	1/3	0/1	1/1				
2	BIJKERK Lynn	F	8:50	1	1/8	0/3	0/3	1/2					
3	HEUVELING Jessie	F	8:10	1	1/4	0/1	0/2	1/1					
14	VAN DER EIJK Jasper	M	7:45	8	5/7	3/5	1/1	1/1					
15	ZWART Andre	M	8:56		0/2	0/1	0/1						
23	TOLSMA Jesper	M	7:19	1	1/5	0/3	0/1		1/1				
Team / Coach													
Totals				13	10/35	3/17	2/11	3/5	2/2				
Head Coach: KOOPMANS Roelof													

Running Score

MIN	Score	TeamNo	
1	2-0	NED 14	van der EIJK J (LD)
2	2-2	USA 11	MERRELL J (LD)
2	3-2	NED 3	HEUVELING J (RI)
4	4-2	NED 2	BIJKERK L (RI)
5	5-2	NED 14	van der EIJK J (RI)
5	6-2	NED 23	TOLSMA J (PS)
7	7-2	NED 1	KOELMAN M (MD)
8	9-2	NED 14	van der EIJK J (LD)
8	10-2	NED 14	van der EIJK J (MD)
9	11-2	NED 1	KOELMAN M (PS)
11	11-4	USA 11	MERRELL J (LD)
11	13-4	NED 14	van der EIJK J (LD)
12	13-6	USA 1	JOHNSON B (LD)
12	13-8	USA 3	HERMES S (LD)

USA - United States of America

Shirts: blue

No	Name	Gen	MIN	Pts.	Total	LD	MD	R-in	PS		Punishments		
									1pt	2pt	Y	YR	R
1	JOHNSON Bill	M	7:46	2	1/5	1/2	0/3						
3	HERMES Sean	M	7:41	2	1/6	1/4	0/1	0/1					
4	CLEARY Lindsey	F	7:06		0/2	0/1	0/1						
11	MERRELL Jeffrey	M	8:33	4	2/5	2/4		0/1					
17	MATEO Lariel	F	8:00		0/1		0/1						
22	GRAHAM Ashley	F	8:54		0/2		0/2						
Team / Coach													
Totals				8	4/21	4/11	0/8	0/2					
Head Coach: VAN DEN BULCK Erik (BEL)													

Legend:

1pt	1-Point	2pt	2-Points	(C)	Captain	F	Female	FP	Free Pass	Gen	Gender
GG	Golden Goal	LD	Long Distance	M	Male	MD	Medium Distance	MIN	Minutes played	No	Number
PS	Penalty Shot	Pts.	Points	R-in	Running-in	R	Direct Red Card	Y	Yellow Card	YR	Yellow+Red Card

Timing and Results provided by Tissot

KBBXTEAM4-----QFNL000100--_73 v1.0

Report Created SAT 16 AUG 2025 17:44

Page 1 / 1



SAT 16 AUG 2025
Start Time: 17:50

Start List

Game No: 14

TPE vs AUS

Referees: GULSIRIRAT Preeyaporn (THA) / DIRKS Wouter (NED)

TPE - Chinese Taipei

Shirts: blue

No	Name	Gender	GP	Minutes per Game
2	HUANG Ying-Ting	Male	3	8:24
4	CHU Shu-Ping (C)	Female	3	9:25
5	WANG Yi-Wen	Female	3	8:51
6	CHANG Chia-Chuan	Male	3	8:25
3	WU Jia-Yi	Female	3	5:31
9	WANG Ming-Kai	Male	3	7:22
Head Coach: FENG Chun-Cheng				

TPE Played		
PR	USA	8-5
PR	CHN	14-3
PR	HUN	7-4

AUS - Australia

Shirts: green

No	Name	Gender	GP	Minutes per Game
13	KUBANK Amy	Female	3	8:38
15	REICHMAN Robert	Male	3	8:06
26	KUBANK Rhys	Male	3	8:01
34	ROBERTS Louise (C)	Female	3	8:33
3	HUTCHESSON Emily	Female	3	6:55
22	HUTCHESSON Christopher	Male	3	7:45
Head Coach: CHOW Amy (HKG)				

AUS Played		
PR	NED	0-18
PR	POL	3-16
PR	BEL	3-15

Note:

Players above the bold line are in the starting lineup.

Legend:

CL Consolation Semifinal GG Golden Goal GP Games Played No Number PR Preliminary Round

Timing and Results provided by Tissot



SAT 16 AUG 2025
Start Time: 17:50

Results

Game No: 14

TPE 15 - 11 AUS (6 - 5, 9 - 6)

Referees: GULSIRIRAT Preeyaporn (THA) / DIRKS Wouter (NED)

TPE - Chinese Taipei

Shirts: blue

No	Name	Gen	MIN	Pts.	Total	LD	MD	R-in	PS		Punishments		
									1pt	2pt	Y	YR	R
2	HUANG Ying-Ting	M	10:26	2	2/9	0/3	0/4	1/1	1/1				
3	WU Jia-Yi	F	7:53	4	3/6	1/2	2/4						
4	CHU Shu-Ping	F	7:10		0/6	0/3	0/3						
5	WANG Yi-Wen	F	8:57	1	1/8	0/1	0/4	1/2	0/1				
6	CHANG Chia-Chuan	M	6:26	4	3/6	1/3	2/2	0/1					
9	WANG Ming-Kai	M	7:08	4	3/7	1/1	1/3	1/2	0/1				
Team / Coach													
Totals				15	12/42	3/13	5/20	3/6	1/3				
Head Coach: FENG Chun-Cheng													

Running Score

MIN	Score	TeamNo	
1	1-0	TPE	2 HUANG YT (PS)
2	1-1	AUS	34 ROBERTS L (MD)
3	2-1	TPE	3 WU JY (MD)
4	2-2	AUS	3 HUTCHESSON E (MD)
4	4-2	TPE	9 WANG MK (LD)
5	5-2	TPE	3 WU JY (MD)
5	5-4	AUS	3 HUTCHESSON E (LD)
6	6-4	TPE	2 HUANG YT (RI)
6	6-5	AUS	26 KUBANK R (PS)
7	8-5	TPE	6 CHANG CC (LD)
8	9-5	TPE	6 CHANG CC (MD)
8	10-5	TPE	5 WANG YW (RI)
8	10-6	AUS	3 HUTCHESSON E (PS)
9	12-6	TPE	3 WU JY (LD)
9	13-6	TPE	6 CHANG CC (MD)
10	14-6	TPE	9 WANG MK (RI)
10	14-7	AUS	34 ROBERTS L (PS)
10	14-9	AUS	22 HUTCHESSON C (LD)
11	15-9	TPE	9 WANG MK (MD)
12	15-11	AUS	3 HUTCHESSON E (LD)

AUS - Australia

Shirts: green

No	Name	Gen	MIN	Pts.	Total	LD	MD	R-in	PS		Punishments		
									1pt	2pt	Y	YR	R
3	HUTCHESSON Emily	F	5:28	6	4/8	2/4	1/2		1/2				
13	KUBANK Amy	F	9:42		0/1			0/1					
15	REICHMAN Robert	M	7:42		0/1		0/1						
22	HUTCHESSON Christopher	M	6:56	2	1/5	1/2	0/3				1		
26	KUBANK Rhys	M	9:22	1	1/3		0/1	0/1	1/1				
34	ROBERTS Louise	F	8:50	2	2/4		1/2	0/1	1/1				
Team / Coach													
Totals				11	8/22	3/6	2/9	0/3	3/4		1		
Head Coach: CHOW Amy (HKG)													

Legend:

1pt	1-Point	2pt	2-Points	(C)	Captain	F	Female	FP	Free Pass	Gen	Gender
GG	Golden Goal	LD	Long Distance	M	Male	MD	Medium Distance	MIN	Minutes played	No	Number
PS	Penalty Shot	Pts.	Points	R-in	Running-in	R	Direct Red Card	Y	Yellow Card	YR	Yellow+Red Card

Timing and Results provided by Tissot

KBBXTEAM4-----QFNL000300--_73 v1.0

Report Created SAT 16 AUG 2025 18:04

Page 1 / 1



SAT 16 AUG 2025
Start Time: 18:10

Start List

Game No: 15

CHN vs BEL

Referees: FARIA Carlos (POR) / LIAO Wei-Chieh (TPE)

CHN - People's Republic of China

Shirts: red

No	Name	Gender	GP	Minutes per Game
4	YIN Jingyi (C)	Female	3	7:55
5	NIU Hui	Female	3	7:35
9	HE Linxu	Male	3	7:30
16	LI Bingchen	Male	3	7:43
10	JIANG Jiayingwang	Male	3	8:46
11	LI Wenjing	Female	3	8:28
Head Coach: LIU Hao				

CHN Played		
PR	HUN	5-9
PR	TPE	3-14
PR	USA	18-6

BEL - Belgium

Shirts: black

No	Name	Gender	GP	Minutes per Game
3	SOMERS Lauren	Female	3	8:58
4	RYCKX Paulien (C)	Female	3	7:19
13	VERGAERT Ruben	Male	3	7:50
17	VAN GENECHTEN Axel	Male	3	8:32
2	LOOS Elin	Female	3	7:38
20	SCHOUMACKER Cedric	Male	3	7:41
Head Coach: DE WAELE Kevin				

BEL Played		
PR	POL	16-6
PR	NED	4-11
PR	AUS	15-3

Note:
Players above the bold line are in the starting lineup.

Legend:
CL Consolation Semifinal GG Golden Goal GP Games Played No Number PR Preliminary Round



SAT 16 AUG 2025
Start Time: 18:10

Results

Game No: 15

CHN 2 - 13 BEL (1 - 2, 1 - 11)

Referees: FARIA Carlos (POR) / LIAO Wei-Chieh (TPE)

CHN - People's Republic of China

Shirts: red

No	Name	Gen	MIN	Pts.	Total	LD	MD	R-in	PS		Punishments		
									1pt	2pt	Y	YR	R
4	YIN Jingyi	F	7:12		0/2	0/1	0/1						
5	NIU Hui	F	8:08		0/2			0/2					
9	HE Linxu	M	6:09		0/2	0/2							
10	JIANG Jiaxingwang	M	8:39		0/4	0/1	0/1	0/2					
11	LI Wenjing	F	8:40										
16	LI Bingchen	M	9:12	2	2/3		1/2	1/1					
Team / Coach													
Totals				2	2/13	0/4	1/4	1/5					
Head Coach: LIU Hao													

Running Score

MIN	Score	TeamNo	
1	1-0	CHN 16	LI B (RI)
4	1-1	BEL 20	SCHOUMACKER C (MD)
5	1-2	BEL 17	van GENECHTEN A (MD)
7	1-4	BEL 17	van GENECHTEN A (LD)
8	1-5	BEL 17	van GENECHTEN A (MD)
9	1-6	BEL 2	LOOS E (PS)
10	1-8	BEL 20	SCHOUMACKER C (LD)
11	1-9	BEL 2	LOOS E (MD)
11	1-11	BEL 13	VERGAERT R (LD)
12	1-12	BEL 17	van GENECHTEN A (MD)
12	2-12	CHN 16	LI B (MD)
12	2-13	BEL 4	RYCKX P (RI)

BEL - Belgium

Shirts: black

No	Name	Gen	MIN	Pts.	Total	LD	MD	R-in	PS		Punishments		
									1pt	2pt	Y	YR	R
2	LOOS Elin	F	7:25	2	2/8	0/3	1/3	0/1	1/1				
3	SOMERS Lauren	F	9:41		0/6	0/3	0/2	0/1					
4	RYCKX Paulien	F	6:54	1	1/6	0/1	0/3	1/2					
13	VERGAERT Ruben	M	8:58	2	1/8	1/3	0/5						
17	VAN GENECHTEN Axel	M	10:11	5	4/12	1/5	3/6	0/1					
20	SCHOUMACKER Cedric	M	4:51	3	2/4	1/2	1/2						
Team / Coach													
Totals				13	10/44	3/17	5/21	1/5	1/1				
Head Coach: DE WAELE Kevin													

Legend:

1pt	1-Point	2pt	2-Points	(C)	Captain	F	Female	FP	Free Pass	Gen	Gender
GG	Golden Goal	LD	Long Distance	M	Male	MD	Medium Distance	MIN	Minutes played	No	Number
PS	Penalty Shot	Pts.	Points	R-in	Running-in	R	Direct Red Card	Y	Yellow Card	YR	Yellow+Red Card

Timing and Results provided by Tissot

KBBXTEAM4-----QFNL000400--_73 v1.0

Report Created SAT 16 AUG 2025 18:26

Page 1 / 1



SAT 16 AUG 2025
Start Time: 18:30

Start List

Game No: 16

HUN vs POL

Referees: MERTENS Dave (BEL) / GANDIA PEREZ Olga (ESP)

HUN - Hungary

Shirts: green

No	Name	Gender	GP	Minutes per Game
4	VAGA Anna	Female	3	8:50
8	BELLUSZ Kristof	Male	3	8:53
9	VASZKO Diana (C)	Female	3	8:03
11	MAJER Zsolt	Male	3	8:01
7	JAMRIK-MAJOR Noemi	Female	3	8:26
10	CSERNAK Szabolcs	Male	3	8:25
Head Coach: HACK Barnabas				

HUN Played		
PR	CHN	9-5
PR	USA	5-5 (2-3)
PR	TPE	4-7

POL - Poland

Shirts: red

No	Name	Gender	GP	Minutes per Game
1	SIEMIENIUK Tamara (C)	Female	3	9:45
6	KLIMCZYK Natalia	Female	3	9:13
11	MASZTALERUK Jędrzej	Male	3	8:35
12	NOWACKI Kamil	Male	3	7:38
2	KOŁODZIEJCZYK Izabela	Female	3	4:53
10	DIADIK Rafal	Male	3	7:53
Head Coach: ZAK Maciej				

POL Played		
PR	BEL	6-16
PR	AUS	16-3
PR	NED	5-16

Note:
Players above the bold line are in the starting lineup.

Legend:							
CL	Consolation Semifinal	GG	Golden Goal	GP	Games Played	No	Number
PR	Preliminary Round						



SAT 16 AUG 2025
Start Time: 18:30

Results

Game No: 16

HUN 8 - 7 POL (2 - 3, 6 - 4)

Referees: MERTENS Dave (BEL) / GANDIA PEREZ Olga (ESP)

HUN - Hungary

Shirts: green

No	Name	Gen	MIN	Pts.	Total	LD	MD	R-in	PS		Punishments		
									1pt	2pt	Y	YR	R
4	VAGA Anna	F	8:29	5	3/6	2/3	0/1	1/2					
7	JAMRIK-MAJOR Noemi	F	7:20		0/4	0/2	0/1	0/1					
8	BELLUSZ Kristof	M	8:29										
9	VASZKO Diana	F	8:11		0/3		0/2		0/1				
10	CSERNAK Szabolcs	M	7:20		0/1		0/1						
11	MAJER Zsolt	M	8:11	3	2/9	1/2	0/5	1/1	0/1				
Team / Coach													
Totals				8	5/23	3/7	0/10	2/4	0/2				
Head Coach: HACK Barnabas													

Running Score

MIN	Score	TeamNo	
2	0-1	POL	12 NOWACKI K (MD)
2	1-1	HUN	4 VAGA A (RI)
4	1-2	POL	1 SIEMIENIUK T (MD)
4	2-2	HUN	11 MAJER Z (RI)
6	2-3	POL	1 SIEMIENIUK T (MD)
7	4-3	HUN	4 VAGA A (LD)
7	4-5	POL	12 NOWACKI K (LD)
8	6-5	HUN	11 MAJER Z (LD)
9	6-6	POL	1 SIEMIENIUK T (RI)
11	6-7	POL	10 DIADIK R (PS)
12	8-7	HUN	4 VAGA A (LD)

POL - Poland

Shirts: red

No	Name	Gen	MIN	Pts.	Total	LD	MD	R-in	PS		Punishments		
									1pt	2pt	Y	YR	R
1	SIEMIENIUK Tamara	F	9:49	3	3/9	0/2	2/6	1/1					
2	KOLODZIEJCZYK Izabela	F	4:46		0/3	0/2	0/1						
6	KLIMCZYK Natalia	F	9:25		0/6	0/4	0/2						
10	DIADIK Rafal	M	8:04	1	1/3	0/1		0/1	1/1				
11	MASZTALERUK Jędrzej	M	8:41		0/1		0/1						
12	NOWACKI Kamil	M	7:15	3	2/4	1/3	1/1						
Team / Coach													
Totals				7	6/26	1/12	3/11	1/2	1/1				
Head Coach: ZAK Maciej													

Legend:

1pt	1-Point	2pt	2-Points	(C)	Captain	F	Female	FP	Free Pass	Gen	Gender
GG	Golden Goal	LD	Long Distance	M	Male	MD	Medium Distance	MIN	Minutes played	No	Number
PS	Penalty Shot	Pts.	Points	R-in	Running-in	R	Direct Red Card	Y	Yellow Card	YR	Yellow+Red Card

Timing and Results provided by Tissot

KBBXTEAM4-----QFNL000200--_73 v1.0

Report Created SAT 16 AUG 2025 18:47

Page 1 / 1



Start List

Game No: 1

TPE vs USA

Referees: MERTENS Dave (BEL) / GANDIA PEREZ Olga (ESP)

TPE - Chinese Taipei

Shirts: white

No	Name	Gender	GP	Minutes per Game
2	HUANG Ying-Ting	Male		
4	CHU Shu-Ping (C)	Female		
5	WANG Yi-Wen	Female		
6	CHANG Chia-Chuan	Male		
3	WU Jia-Yi	Female		
9	WANG Ming-Kai	Male		
Head Coach: FENG Chun-Cheng				

TPE Played		
PR	USA	15 AUG
PR	CHN	15 AUG
PR	HUN	16 AUG

USA - United States

Shirts: blue

No	Name	Gender	GP	Minutes per Game
1	JOHNSON Bill	Male		
3	HERMES Sean	Male		
17	MATEO Lariel	Female		
22	GRAHAM Ashley	Female		
4	CLEARY Lindsey	Female		
11	MERRELL Jeffrey	Male		
Head Coach: VAN DEN BULCK Erik (BEL)				

USA Played		
PR	TPE	15 AUG
PR	HUN	15 AUG
PR	CHN	16 AUG

Note:
Players above the bold line are in the starting lineup.

Legend:									
CL	Consolation Semifinal	GG	Golden Goal	GP	Games Played	No	Number	PR	Preliminary Round



Results

Game No: 1

TPE 8 - 5 USA (3 - 4, 5 - 1)

Referees: MERTENS Dave (BEL) / GANDIA PEREZ Olga (ESP)

TPE - Chinese Taipei

Shirts: white

No	Name	Gen	MIN	Pts.	Total	LD	MD	R-in	PS		Punishments		
									1pt	2pt	Y	YR	R
2	HUANG Ying-Ting	M	8:26	1	1/10	0/3	0/4	0/1	1/2				
3	WU Jia-Yi	F	5:54	2	2/5		1/4	1/1					
4	CHU Shu-Ping	F	10:28	2	2/5	0/1	1/2	1/2					
5	WANG Yi-Wen	F	7:38	2	2/4		2/3	0/1					
6	CHANG Chia-Chuan	M	8:48	1	1/10	0/4	0/2	0/2	1/2		1		
9	WANG Ming-Kai	M	6:46		0/3		0/2	0/1					
Team / Coach													
Totals				8	8/37	0/8	4/17	2/8	2/4		1		
Head Coach: FENG Chun-Cheng													

Running Score

MIN	Score	TeamNo
1	1-0	TPE 5 WANG YW (MD)
2	1-1	USA 4 CLEARY L (MD)
3	1-2	USA 11 MERRELL J (RI)
5	2-2	TPE 6 CHANG CC (PS)
5	2-3	USA 3 HERMES S (PS)
6	3-3	TPE 3 WU JY (RI)
6	3-4	USA 22 GRAHAM A (MD)
7	4-4	TPE 5 WANG YW (MD)
9	5-4	TPE 4 CHU SP (RI)
10	6-4	TPE 2 HUANG YT (PS)
11	7-4	TPE 4 CHU SP (MD)
11	7-5	USA 3 HERMES S (MD)
12	8-5	TPE 3 WU JY (MD)

USA - United States

Shirts: blue

No	Name	Gen	MIN	Pts.	Total	LD	MD	R-in	PS		Punishments		
									1pt	2pt	Y	YR	R
1	JOHNSON Bill	M	7:30		0/6	0/4		0/1	0/1				
3	HERMES Sean	M	9:09	2	2/8	0/4	1/3		1/1				
4	CLEARY Lindsey	F	7:47	1	1/2		1/2						
11	MERRELL Jeffrey	M	7:21	1	1/4	0/2		1/1	0/1				
17	MATEO Lariel	F	8:06		0/1			0/1					
22	GRAHAM Ashley	F	8:07	1	1/3	0/1	1/2						
Team / Coach													
Totals				5	5/24	0/11	3/7	1/3	1/3				
Head Coach: VAN DEN BULCK Erik (BEL)													

Legend:

1pt	1-Point	2pt	2-Points	(C)	Captain	F	Female	FP	Free Pass	Gen	Gender
GG	Golden Goal	LD	Long Distance	M	Male	MD	Medium Distance	MIN	Minutes played	No	Number
PS	Penalty Shot	Pts.	Points	R-in	Running-in	R	Direct Red Card	Y	Yellow Card	YR	Yellow+Red Card



Start List

Game No: 4

CHN vs HUN

Referees: FARIA Carlos (POR) / DIRKS Wouter (NED)

CHN - China

Shirts: red

No	Name	Gender	GP	Minutes per Game
4	YIN Jingyi	Female		
5	NIU Hui (C)	Female		
10	JIANG Jiayingwang	Male		
16	LI Bingchen	Male		
9	HE Linxu	Male		
11	LI Wenjing	Female		
Head Coach: LIU Hao				

CHN Played		
PR	HUN	15 AUG
PR	TPE	15 AUG
PR	USA	16 AUG

HUN - Hungary

Shirts: green

No	Name	Gender	GP	Minutes per Game
4	VAGA Anna	Female		
8	BELLUSZ Kristof	Male		
9	VASZKO Diana (C)	Female		
11	MAJER Zsolt	Male		
7	JAMRIK-MAJOR Noemi	Female		
10	CSERNAK Szabolcs	Male		
Head Coach: HACK Barnabas				

HUN Played		
PR	CHN	15 AUG
PR	USA	15 AUG
PR	TPE	16 AUG

Note:
Players above the bold line are in the starting lineup.

Legend:							
CL	Consolation Semifinal	GG	Golden Goal	GP	Games Played	No	Number
PR	Preliminary Round						



Results

Game No: 4

CHN 5 - 9 HUN (2 - 4, 3 - 5)

Referees: FARIA Carlos (POR) / DIRKS Wouter (NED)

CHN - People's Republic of China

Shirts: red

No	Name	Gen	MIN	Pts.	Total	LD	MD	R-in	PS		Punishments		
									1pt	2pt	Y	YR	R
4	YIN Jingyi	F	8:17		0/9	0/7	0/2						
5	NIU Hui	F	7:52	3	2/6	1/3	0/2	1/1					
9	HE Linxu	M	7:20	1	1/1		1/1						
10	JIANG Jiayingwang	M	8:54		0/3	0/3							
11	LI Wenjing	F	7:51		0/4	0/2	0/1	0/1					
16	LI Bingchen	M	7:46	1	1/4	0/1	0/2	1/1					
Team / Coach													
Totals				5	4/27	1/16	1/8	2/3					
Head Coach: LIU Hao													

Running Score

MIN	Score	TeamNo	
2	0-1	HUN	7 JAMRIK-MAJOR N (MD)
3	1-1	CHN	16 LI B (RI)
5	1-3	HUN	11 MAJER Z (LD)
5	1-4	HUN	4 VAGA A (MD)
6	2-4	CHN	9 HE L (MD)
7	3-4	CHN	5 NIU H (RI)
8	3-5	HUN	7 JAMRIK-MAJOR N (PS)
9	3-6	HUN	8 BELLUSZ K (RI)
10	3-7	HUN	10 CSERNAK S (PS)
10	3-8	HUN	8 BELLUSZ K (MD)
12	3-9	HUN	11 MAJER Z (RI)
12	5-9	CHN	5 NIU H (LD)

HUN - Hungary

Shirts: green

No	Name	Gen	MIN	Pts.	Total	LD	MD	R-in	PS		Punishments		
									1pt	2pt	Y	YR	R
4	VAGA Anna	F	8:01	1	1/4	0/1	1/3						
7	JAMRIK-MAJOR Noemi	F	8:11	2	2/6	0/3	1/2		1/1				
8	BELLUSZ Kristof	M	8:19	2	2/7	0/2	1/3	1/2					
9	VASZKO Diana	F	7:48		0/1		0/1						
10	CSERNAK Szabolcs	M	7:53	1	1/6		0/4	0/1	1/1				
11	MAJER Zsolt	M	7:48	3	2/8	1/3	0/2	1/3					
Team / Coach													
Totals				9	8/32	1/9	3/15	2/6	2/2				
Head Coach: HACK Barnabas													

Legend:

1pt	1-Point	2pt	2-Points	(C)	Captain	F	Female	FP	Free Pass	Gen	Gender
GG	Golden Goal	LD	Long Distance	M	Male	MD	Medium Distance	MIN	Minutes played	No	Number
PS	Penalty Shot	Pts.	Points	R-in	Running-in	R	Direct Red Card	Y	Yellow Card	YR	Yellow+Red Card



Start List

Game No: 7

HUN vs USA

Referees: DIRKS Wouter (NED) / LIAO Wei-Chieh (TPE)

HUN - Hungary

Shirts: red

No	Name	Gender	GP	Minutes per Game
4	VAGA Anna	Female	1	8:01
8	BELLUSZ Kristof	Male	1	8:19
9	VASZKO Diana (C)	Female	1	7:48
11	MAJER Zsolt	Male	1	7:48
7	JAMRIK-MAJOR Noemi	Female	1	8:11
10	CSERNAK Szabolcs	Male	1	7:53
Head Coach: HACK Barnabas				

HUN Played		
PR	CHN	9-5
PR	USA	15 AUG
PR	TPE	16 AUG

USA - United States of America

Shirts: blue

No	Name	Gender	GP	Minutes per Game
1	JOHNSON Bill	Male	1	7:30
3	HERMES Sean	Male	1	9:09
17	MATEO Lariel	Female	1	8:06
22	GRAHAM Ashley	Female	1	8:07
4	CLEARY Lindsey	Female	1	7:47
11	MERRELL Jeffrey	Male	1	7:21
Head Coach: VAN DEN BULCK Erik (BEL)				

USA Played		
PR	TPE	5-8
PR	HUN	15 AUG
PR	CHN	16 AUG

Note:

Players above the bold line are in the starting lineup.

Legend:

CL Consolation Semifinal GG Golden Goal GP Games Played No Number PR Preliminary Round



Results

Game No: 7

HUN 5 - 5 (2 - 3) USA (2 - 3, 3 - 2, 0 - 0, 2 - 3)

Referees: DIRKS Wouter (NED) / LIAO Wei-Chieh (TPE)

HUN - Hungary

Shirts: red

No	Name	Gen	MIN	Pts.	Total	LD	MD	R-in	PS		Punishments		
									1pt	2pt	Y	YR	R
4	VAGA Anna	F	10:43	1	1/6		0/2	1/3	0/1				
7	JAMRIK-MAJOR Noemi	F	9:13	1	1/4	0/1		1/3					
8	BELLUSZ Kristof	M	10:43	1	1/5	0/1	0/1	1/2	0/1				
9	VASZKO Diana	F	8:04	1	1/4		1/3		0/1				
10	CSERNAK Szabolcs	M	9:13	1	1/2		1/1	0/1					
11	MAJER Zsolt	M	8:04		0/2		0/1	0/1					
Team / Coach													
Totals				5	5/23	0/2	2/8	3/10	0/3				
Head Coach: HACK Barnabas													

Running Score

MIN	Score	TeamNo	
2	1-0	HUN	4 VAGA A (RI)
2	1-1	USA	11 MERRELL J (MD)
4	2-1	HUN	8 BELLUSZ K (RI)
5	2-2	USA	3 HERMES S (MD)
6	2-3	USA	11 MERRELL J (PS)
7	2-4	USA	17 MATEO L (MD)
9	3-4	HUN	10 CSERNAK S (MD)
9	4-4	HUN	7 JAMRIK-MAJOR N (RI)
10	5-4	HUN	9 VASZKO D (MD)
12	5-5	USA	22 GRAHAM A (MD)
1-0		HUN	8 BELLUSZ K (PS)
1-1		USA	22 GRAHAM A (PS)
2-1		HUN	10 CSERNAK S (PS)
2-2		USA	4 CLEARY L (PS)
2-3		USA	11 MERRELL J (PS)

USA - United States of America

Shirts: blue

No	Name	Gen	MIN	Pts.	Total	LD	MD	R-in	PS		Punishments		
									1pt	2pt	Y	YR	R
1	JOHNSON Bill	M	7:48		0/2		0/1	0/1					
3	HERMES Sean	M	10:06	1	1/6	0/3	1/2	0/1					
4	CLEARY Lindsey	F	8:58		0/3	0/1	0/1	0/1					
11	MERRELL Jeffrey	M	9:54	2	2/7	0/4	1/1	0/1	1/1				
17	MATEO Lariel	F	10:06	1	1/3		1/2	0/1					
22	GRAHAM Ashley	F	9:08	1	1/5	0/1	1/4						
Team / Coach													
Totals				5	5/26	0/9	4/11	0/5	1/1				
Head Coach: VAN DEN BULCK Erik (BEL)													

Legend:

1pt	1-Point	2pt	2-Points	(C)	Captain	F	Female	FP	Free Pass	Gen	Gender
GG	Golden Goal	LD	Long Distance	M	Male	MD	Medium Distance	MIN	Minutes played	No	Number
PS	Penalty Shot	Pts.	Points	R-in	Running-in	R	Direct Red Card	Y	Yellow Card	YR	Yellow+Red Card



Start List

Game No: 8

CHN vs TPE

Referees: MERTENS Dave (BEL) / FREDERICKSON Megan Elizabeth (AUS)

CHN - People's Republic of China

Shirts: red

No	Name	Gender	GP	Minutes per Game
4	YIN Jingyi	Female	1	8:17
5	NIU Hui (C)	Female	1	7:52
10	JIANG Jiayingwang	Male	1	8:54
16	LI Bingchen	Male	1	7:46
9	HE Linxu	Male	1	7:20
11	LI Wenjing	Female	1	7:51
Head Coach: LIU Hao				

CHN Played		
PR	HUN	5-9
PR	TPE	15 AUG
PR	USA	16 AUG

TPE - Chinese Taipei

Shirts: blue

No	Name	Gender	GP	Minutes per Game
2	HUANG Ying-Ting	Male	1	8:26
4	CHU Shu-Ping (C)	Female	1	10:28
5	WANG Yi-Wen	Female	1	7:38
6	CHANG Chia-Chuan	Male	1	8:48
3	WU Jia-Yi	Female	1	5:54
9	WANG Ming-Kai	Male	1	6:46
Head Coach: FENG Chun-Cheng				

TPE Played		
PR	USA	8-5
PR	CHN	15 AUG
PR	HUN	16 AUG

Note:

Players above the bold line are in the starting lineup.

Legend:

CL Consolation Semifinal GG Golden Goal GP Games Played No Number PR Preliminary Round



Results

Game No: 8

CHN 3 - 14 TPE (1 - 8, 2 - 6)

Referees: MERTENS Dave (BEL) / FREDERICKSON Megan Elizabeth (AUS)

CHN - People's Republic of China

Shirts: red

No	Name	Gen	MIN	Pts.	Total	LD	MD	R-in	PS		Punishments		
									1pt	2pt	Y	YR	R
4	YIN Jingyi	F	7:25		0/4	0/4							
5	NIU Hui	F	7:50	1	1/5	0/2	0/1	1/2					
9	HE Linxu	M	7:05	2	1/5	1/4			0/1				
10	JIANG Jiayingwang	M	8:28		0/1		0/1						
11	LI Wenjing	F	8:45		0/4	0/2	0/1	0/1					
16	LI Bingchen	M	8:27										
Team / Coach													
Totals				3	2/19	1/12	0/3	1/3	0/1				
Head Coach: LIU Hao													

Running Score

MIN	Score	TeamNo
1	1-0	CHN 5 NIU H (RI)
2	1-2	TPE 2 HUANG YT (LD)
3	1-4	TPE 6 CHANG CC (LD)
3	1-5	TPE 3 WU JY (MD)
5	1-6	TPE 9 WANG MK (RI)
6	1-7	TPE 9 WANG MK (MD)
6	1-8	TPE 9 WANG MK (MD)
8	1-9	TPE 5 WANG YW (RI)
8	3-9	CHN 9 HE L (LD)
9	3-10	TPE 6 CHANG CC (MD)
10	3-11	TPE 4 CHU SP (MD)
10	3-12	TPE 2 HUANG YT (RI)
11	3-13	TPE 3 WU JY (MD)
12	3-14	TPE 3 WU JY (MD)

TPE - Chinese Taipei

Shirts: blue

No	Name	Gen	MIN	Pts.	Total	LD	MD	R-in	PS		Punishments		
									1pt	2pt	Y	YR	R
2	HUANG Ying-Ting	M	8:31	3	2/6	1/5		1/1					
3	WU Jia-Yi	F	6:47	3	3/4		3/3		0/1				
4	CHU Shu-Ping	F	8:52	1	1/6	0/3	1/3						
5	WANG Yi-Wen	F	7:45	1	1/3	0/2		1/1					
6	CHANG Chia-Chuan	M	8:11	3	2/7	1/3	1/2	0/2					
9	WANG Ming-Kai	M	7:54	3	3/7	0/4	2/2	1/1					
Team / Coach													
Totals				14	12/33	2/17	7/10	3/5	0/1				
Head Coach: FENG Chun-Cheng													

Legend:

1pt	1-Point	2pt	2-Points	(C)	Captain	F	Female	FP	Free Pass	Gen	Gender
GG	Golden Goal	LD	Long Distance	M	Male	MD	Medium Distance	MIN	Minutes played	No	Number
PS	Penalty Shot	Pts.	Points	R-in	Running-in	R	Direct Red Card	Y	Yellow Card	YR	Yellow+Red Card



Start List

Game No: 10

TPE vs HUN

Referees: FREDERICKSON Megan Elizabeth (AUS) / DIRKS Wouter (NED)

TPE - Chinese Taipei

Shirts: white

No	Name	Gender	GP	Minutes per Game
2	HUANG Ying-Ting	Male	2	8:28
4	CHU Shu-Ping (C)	Female	2	9:40
5	WANG Yi-Wen	Female	2	7:41
6	CHANG Chia-Chuan	Male	2	8:29
3	WU Jia-Yi	Female	2	6:20
9	WANG Ming-Kai	Male	2	7:20
Head Coach: FENG Chun-Cheng				

TPE Played		
PR	USA	8-5
PR	CHN	14-3
PR	HUN	16 AUG

HUN - Hungary

Shirts: red

No	Name	Gender	GP	Minutes per Game
4	VAGA Anna	Female	2	9:22
8	BELLUSZ Kristof	Male	2	9:31
9	VASZKO Diana (C)	Female	2	7:56
11	MAJER Zsolt	Male	2	7:56
7	JAMRIK-MAJOR Noemi	Female	2	8:42
10	CSERNAK Szabolcs	Male	2	8:33
Head Coach: HACK Barnabas				

HUN Played		
PR	CHN	9-5
PR	USA	5-5 (2-3)
PR	TPE	16 AUG

Note:

Players above the bold line are in the starting lineup.

Legend:

CL Consolation Semifinal GG Golden Goal GP Games Played No Number PR Preliminary Round



Results

Game No: 10

TPE 7 - 4 HUN (4 - 2, 3 - 2)

Referees: FREDERICKSON Megan Elizabeth (AUS) / DIRKS Wouter (NED)

TPE - Chinese Taipei

Shirts: white

No	Name	Gen	MIN	Pts.	Total	LD	MD	R-in	PS		Punishments		
									1pt	2pt	Y	YR	R
2	HUANG Ying-Ting	M	8:16		0/2	0/2							
3	WU Jia-Yi	F	3:52	1	1/4	0/1	1/2	0/1					
4	CHU Shu-Ping	F	8:56	2	1/6	1/3	0/2	0/1					
5	WANG Yi-Wen	F	11:12	3	3/5	0/1	1/1	2/3					
6	CHANG Chia-Chuan	M	8:16		0/4	0/2	0/1		0/1				
9	WANG Ming-Kai	M	7:28	1	1/3		1/3						
Team / Coach													
Totals				7	6/24	1/9	3/9	2/5	0/1				
Head Coach: FENG Chun-Cheng													

Running Score

MIN	Score	TeamNo	
3	1-0	TPE	5 WANG YW (RI)
3	2-0	TPE	5 WANG YW (RI)
4	2-1	HUN	11 MAJER Z (RI)
4	3-1	TPE	9 WANG MK (MD)
5	3-2	HUN	11 MAJER Z (MD)
5	4-2	TPE	3 WU JY (MD)
8	4-3	HUN	10 CSERNAK S (RI)
9	4-4	HUN	10 CSERNAK S (PS)
11	6-4	TPE	4 CHU SP (LD)
12	7-4	TPE	5 WANG YW (MD)

HUN - Hungary

Shirts: red

No	Name	Gen	MIN	Pts.	Total	LD	MD	R-in	PS		Punishments		
									1pt	2pt	Y	YR	R
4	VAGA Anna	F	7:46		0/3	0/2			0/1				
7	JAMRIK-MAJOR Noemi	F	7:56		0/2		0/2						
8	BELLUSZ Kristof	M	7:39		0/2				0/2				
9	VASZKO Diana	F	8:18		0/1		0/1						
10	CSERNAK Szabolcs	M	8:10	2	2/5		0/2	1/2	1/1				
11	MAJER Zsolt	M	8:11	2	2/7	0/3	1/3	1/1					
Team / Coach													
Totals				4	4/20	0/5	1/8	2/3	1/4				
Head Coach: HACK Barnabas													

Legend:

1pt	1-Point	2pt	2-Points	(C)	Captain	F	Female	FP	Free Pass	Gen	Gender
GG	Golden Goal	LD	Long Distance	M	Male	MD	Medium Distance	MIN	Minutes played	No	Number
PS	Penalty Shot	Pts.	Points	R-in	Running-in	R	Direct Red Card	Y	Yellow Card	YR	Yellow+Red Card



Start List

Game No: 11

CHN vs USA

Referees: FARIA Carlos (POR) / GULSIRIRAT Preeyaporn (THA)

CHN - People's Republic of China

Shirts: white

No	Name	Gender	GP	Minutes per Game
4	YIN Jingyi (C)	Female	2	7:51
9	HE Linxu	Male	2	7:12
11	LI Wenjing	Female	2	8:18
16	LI Bingchen	Male	2	8:06
5	NIU Hui	Female	2	7:51
10	JIANG Jiaxingwang	Male	2	8:41
Head Coach: LIU Hao				

CHN Played		
PR	HUN	5-9
PR	TPE	3-14
PR	USA	16 AUG

USA - United States of America

Shirts: blue

No	Name	Gender	GP	Minutes per Game
1	JOHNSON Bill	Male	2	7:39
3	HERMES Sean	Male	2	9:37
17	MATEO Lariel (C)	Female	2	9:06
22	GRAHAM Ashley	Female	2	8:37
4	CLEARY Lindsey	Female	2	8:22
11	MERRELL Jeffrey	Male	2	8:37
Head Coach: VAN DEN BULCK Erik (BEL)				

USA Played		
PR	TPE	5-8
PR	HUN	5-5 (3-2)
PR	CHN	16 AUG

Note:

Players above the bold line are in the starting lineup.

Legend:

CL Consolation Semifinal GG Golden Goal GP Games Played No Number PR Preliminary Round



Results

Game No: 11

CHN 18 - 6 USA (12 - 4, 6 - 2)

Referees: FARIA Carlos (POR) / GULSIRIRAT Preeyaporn (THA)

CHN - People's Republic of China

Shirts: white

No	Name	Gen	MIN	Pts.	Total	LD	MD	R-in	PS		Punishments		
									1pt	2pt	Y	YR	R
4	YIN Jingyi	F	8:05	1	1/4	0/1	1/3						
5	NIU Hui	F	7:05	2	2/4		0/2	1/1	1/1				
9	HE Linxu	M	8:07	4	3/8	1/4	1/3	1/1					
10	JIANG Jiayingwang	M	8:57	5	3/4	2/3	1/1						
11	LI Wenjing	F	8:50	2	1/2	1/2							
16	LI Bingchen	M	6:56	4	4/7	0/1	0/1	2/3	2/2				
Team / Coach													
Totals				18	14/29	4/11	3/10	4/5	3/3				
Head Coach: LIU Hao													

Running Score

MIN	Score	TeamNo
1	1-0	CHN 16 LI B (PS)
2	2-0	CHN 5 NIU H (PS)
2	2-2	USA 11 MERRELL J (LD)
2	4-2	CHN 10 JIANG J (LD)
3	4-3	USA 4 CLEARY L (MD)
3	5-3	CHN 16 LI B (RI)
4	7-3	CHN 11 LI W (LD)
4	7-4	USA 11 MERRELL J (PS)
4	8-4	CHN 4 YIN J (MD)
5	9-4	CHN 16 LI B (RI)
5	11-4	CHN 9 HE L (LD)
6	12-4	CHN 10 JIANG J (MD)
9	13-4	CHN 5 NIU H (RI)
10	14-4	CHN 16 LI B (PS)
12	15-4	CHN 9 HE L (RI)
12	15-6	USA 22 GRAHAM A (LD)
12	16-6	CHN 9 HE L (MD)
12	18-6	CHN 10 JIANG J (LD)

USA - United States of America

Shirts: blue

No	Name	Gen	MIN	Pts.	Total	LD	MD	R-in	PS		Punishments		
									1pt	2pt	Y	YR	R
1	JOHNSON Bill	M	7:25		0/3	0/2	0/1						
3	HERMES Sean	M	8:54		0/6	0/5	0/1						
4	CLEARY Lindsey	F	7:25	1	1/6	0/2	1/3		0/1				
11	MERRELL Jeffrey	M	7:36	3	2/4	1/3			1/1				
17	MATEO Lariel	F	8:15		0/2		0/1	0/1					
22	GRAHAM Ashley	F	8:25	2	1/6	1/4		0/2					
Team / Coach													
Totals				6	4/27	2/16	1/6	0/3	1/2				
Head Coach: VAN DEN BULCK Erik (BEL)													

Legend:

1pt	1-Point	2pt	2-Points	(C)	Captain	F	Female	FP	Free Pass	Gen	Gender
GG	Golden Goal	LD	Long Distance	M	Male	MD	Medium Distance	MIN	Minutes played	No	Number
PS	Penalty Shot	Pts.	Points	R-in	Running-in	R	Direct Red Card	Y	Yellow Card	YR	Yellow+Red Card



Start List

Game No: 2

POL vs BEL

Referees: DIRKS Wouter (NED) / FREDERICKSON Megan Elizabeth (AUS)

POL - Poland

Shirts: red

No	Name	Gender	GP	Minutes per Game
1	SIEMIENIUK Tamara (C)	Female		
6	KLIMCZYK Natalia	Female		
11	MASZTALERUK Jędrzej	Male		
12	NOWACKI Kamil	Male		
2	KOŁODZIEJCZYK Izabela	Female		
10	DIADIK Rafał	Male		
Head Coach: ZAK Maciej				

POL Played

PR	BEL	15 AUG
PR	AUS	15 AUG
PR	NED	16 AUG

BEL - Belgium

Shirts: black

No	Name	Gender	GP	Minutes per Game
3	SOMERS Lauren	Female		
4	RYCKX Paulien (C)	Female		
13	VERGAERT Ruben	Male		
17	VAN GENECHTEN Axel	Male		
2	LOOS Elin	Female		
20	SCHOUMACKER Cedric	Male		
Head Coach: DE WAELE Kevin				

BEL Played

PR	POL	15 AUG
PR	NED	15 AUG
PR	AUS	16 AUG

Note:

Players above the bold line are in the starting lineup.

Legend:

CL Consolation Semifinal GG Golden Goal GP Games Played No Number PR Preliminary Round



Results

Game No: 2

POL 6 - 16 BEL (3 - 8, 3 - 8)

Referees: DIRKS Wouter (NED) / FREDERICKSON Megan Elizabeth (AUS)

POL - Poland

Shirts: red

No	Name	Gen	MIN	Pts.	Total	LD	MD	R-in	PS		Punishments		
									1pt	2pt	Y	YR	R
1	SIEMIENIUK Tamara	F	11:20	2	2/5	0/1	2/4						
2	KOŁODZIEJCZYK Izabela	F	3:10		0/4	0/2			0/2				
6	KLIMCZYK Natalia	F	9:30	2	2/3		2/3						
10	DIADIK Rafał	M	5:52	2	1/1	1/1							
11	MASZTALERUK Jędrzej	M	10:21		0/1		0/1						
12	NOWACKI Kamil	M	7:47										
Team / Coach													
Totals				6	5/14	1/4	4/8		0/2				
Head Coach: ZAK Maciej													

BEL - Belgium

Shirts: black

No	Name	Gen	MIN	Pts.	Total	LD	MD	R-in	PS		Punishments		
									1pt	2pt	Y	YR	R
2	LOOS Elin	F	6:08	1	1/4	0/1	1/3						
3	SOMERS Lauren	F	9:44	5	4/11	1/4	2/6		1/1				
4	RYCKX Paulien	F	7:57	2	2/7	0/5	2/2						
13	VERGAERT Ruben	M	8:23	5	3/8	2/4	1/3		0/1				
17	VAN GENECHTEN Axel	M	8:17	1	1/2	0/1		1/1					
20	SCHOUMACKER Cedric	M	7:31	2	1/4	1/4							
Team / Coach													
Totals				16	12/36	4/19	6/14	1/1	1/2				
Head Coach: DE WAELE Kevin													

Running Score				
MIN	Score	TeamNo		
1	0-1	BEL	3	SOMERS L (MD)
2	0-3	BEL	20	SCHOUMACKER C (LD)
4	1-3	POL	1	SIEMIENIUK T (MD)
4	1-4	BEL	3	SOMERS L (PS)
5	2-4	POL	1	SIEMIENIUK T (MD)
5	2-5	BEL	2	LOOS E (MD)
5	2-7	BEL	3	SOMERS L (LD)
6	2-8	BEL	4	RYCKX P (MD)
6	3-8	POL	6	KLIMCZYK N (MD)
8	3-10	BEL	13	VERGAERT R (LD)
9	3-11	BEL	13	VERGAERT R (MD)
9	3-12	BEL	4	RYCKX P (MD)
9	4-12	POL	6	KLIMCZYK N (MD)
10	4-13	BEL	3	SOMERS L (MD)
11	4-14	BEL	17	van GENECHTEN A (RI)
11	4-16	BEL	13	VERGAERT R (LD)
12	6-16	POL	10	DIADIK R (LD)

Legend:

1pt	1-Point	2pt	2-Points	(C)	Captain	F	Female	FP	Free Pass	Gen	Gender
GG	Golden Goal	LD	Long Distance	M	Male	MD	Medium Distance	MIN	Minutes played	No	Number
PS	Penalty Shot	Pts.	Points	R-in	Running-in	R	Direct Red Card	Y	Yellow Card	YR	Yellow+Red Card



Start List

Game No: 3

NED vs AUS

Referees: LIAO Wei-Chieh (TPE) / GULSIRIRAT Preeyaporn (THA)

NED - Netherlands

Shirts: orange

No	Name	Gender	GP	Minutes per Game
1	KOELMAN Mandy	Female		
2	BIJKERK Lynn	Female		
3	HEUVELING Jessie	Female		
14	VAN DER EIJK Jasper	Male		
15	ZWART Andre (C)	Male		
23	TOLSMA Jesper	Male		
Head Coach: KOOPMANS Roelof				

NED Played		
PR	AUS	15 AUG
PR	BEL	15 AUG
PR	POL	16 AUG

AUS - Australia

Shirts: green

No	Name	Gender	GP	Minutes per Game
3	HUTCHESSON Emily	Female		
13	KUBANK Amy	Female		
15	REICHMAN Robert	Male		
22	HUTCHESSON Christopher	Male		
26	KUBANK Rhys	Male		
34	ROBERTS Louise	Female		

AUS Played		
PR	NED	15 AUG
PR	POL	15 AUG
PR	BEL	16 AUG

Note:
Players above the bold line are in the starting lineup.

Legend:
CL Consolation Semifinal GG Golden Goal GP Games Played No Number PR Preliminary Round



Results

Game No: 3

NED 18 - 0 AUS (12 - 0, 6 - 0)

Referees: LIAO Wei-Chieh (TPE) / GULSIRIRAT Preeyaporn (THA)

NED - Netherlands

Shirts: orange

No	Name	Gen	MIN	Pts.	Total	LD	MD	R-in	PS		Punishments		
									1pt	2pt	Y	YR	R
1	KOELMAN Mandy	F	8:38	3	2/7	1/3	0/1	0/2	1/1				
2	BIJKERK Lynn	F	8:50	3	3/8	0/1	2/5		1/2				
3	HEUVELING Jessie	F	6:32	1	1/7	0/4	1/2	0/1					
14	VAN DER EIJK Jasper	M	7:54	7	7/13	0/2	1/3	5/7	1/1				
15	ZWART Andre	M	9:01	1	1/5	0/3	1/2						
23	TOLSMA Jesper	M	7:05	3	2/4	1/3		1/1					
Team / Coach													
Totals				18	16/44	2/16	5/13	6/11	3/4				
Head Coach: KOOPMANS Roelof													

Running Score

MIN	Score	TeamNo	
1	1-0	NED 14	van der EIJK J (RI)
1	2-0	NED 14	van der EIJK J (PS)
2	3-0	NED 14	van der EIJK J (RI)
3	4-0	NED 15	ZWART A (MD)
4	5-0	NED 14	van der EIJK J (RI)
4	6-0	NED 14	van der EIJK J (RI)
4	8-0	NED 23	TOLSMA J (LD)
5	9-0	NED 23	TOLSMA J (RI)
6	10-0	NED 2	BIJKERK L (PS)
6	12-0	NED 1	KOELMAN M (LD)
8	13-0	NED 1	KOELMAN M (PS)
8	14-0	NED 2	BIJKERK L (MD)
9	15-0	NED 14	van der EIJK J (MD)
10	16-0	NED 2	BIJKERK L (MD)
10	17-0	NED 3	HEUVELING J (MD)
11	18-0	NED 14	van der EIJK J (RI)

AUS - Australia

Shirts: green

No	Name	Gen	MIN	Pts.	Total	LD	MD	R-in	PS		Punishments		
									1pt	2pt	Y	YR	R
3	HUTCHESSON Emily	F	8:23		0/4	0/2	0/2						
13	KUBANK Amy	F	8:09										
15	REICHMAN Robert	M	8:13		0/5	0/1	0/2	0/1	0/1				
22	HUTCHESSON Christopher	M	7:14		0/4	0/1	0/2	0/1					
26	KUBANK Rhys	M	8:41										
34	ROBERTS Louise	F	7:20										
Team / Coach													
Totals					0/13	0/4	0/6	0/2	0/1				

Legend:

1pt	1-Point	2pt	2-Points	(C)	Captain	F	Female	FP	Free Pass	Gen	Gender
GG	Golden Goal	LD	Long Distance	M	Male	MD	Medium Distance	MIN	Minutes played	No	Number
PS	Penalty Shot	Pts.	Points	R-in	Running-in	R	Direct Red Card	Y	Yellow Card	YR	Yellow+Red Card



Start List

Game No: 5

NED vs BEL

Referees: FARIA Carlos (POR) / GANDIA PEREZ Olga (ESP)

NED - Netherlands

Shirts: orange

No	Name	Gender	GP	Minutes per Game
1	KOELMAN Mandy	Female	1	8:38
2	BIJKERK Lynn	Female	1	8:50
14	VAN DER EIJK Jasper	Male	1	7:54
15	ZWART Andre (C)	Male	1	9:01
3	HEUVELING Jessie	Female	1	6:32
23	TOLSMA Jesper	Male	1	7:05
Head Coach: KOOPMANS Roelof				

NED Played		
PR	AUS	18-0
PR	BEL	15 AUG
PR	POL	16 AUG

BEL - Belgium

Shirts: yellow

No	Name	Gender	GP	Minutes per Game
2	LOOS Elin	Female	1	6:08
3	SOMERS Lauren	Female	1	9:44
17	VAN GENECHTEN Axel	Male	1	8:17
20	SCHOUMACKER Cedric	Male	1	7:31
4	RYCKX Paulien (C)	Female	1	7:57
13	VERGAERT Ruben	Male	1	8:23
Head Coach: DE WAELE Kevin				

BEL Played		
PR	POL	16-6
PR	NED	15 AUG
PR	AUS	16 AUG

Note:

Players above the bold line are in the starting lineup.

Legend:

CL Consolation Semifinal GG Golden Goal GP Games Played No Number PR Preliminary Round



Results

Game No: 5

NED 11 - 4 BEL (4 - 2, 7 - 2)

Referees: FARIA Carlos (POR) / GANDIA PEREZ Olga (ESP)

NED - Netherlands

Shirts: orange

No	Name	Gen	MIN	Pts.	Total	LD	MD	R-in	PS		Punishments		
									1pt	2pt	Y	YR	R
1	KOELMAN Mandy	F	7:17	1	1/1		1/1						
2	BIJKERK Lynn	F	8:16	2	1/3	1/2	0/1						
3	HEUVELING Jessie	F	8:27		0/2		0/1	0/1					
14	VAN DER EIJK Jasper	M	8:41	3	2/11	1/7	0/2	1/2					
15	ZWART Andre	M	7:08	4	3/8	1/6	1/1	1/1					
23	TOLSMA Jesper	M	8:11	1	1/3	0/1		0/1	1/1				
Team / Coach													
Totals				11	8/28	3/16	2/6	2/5	1/1				
Head Coach: KOOPMANS Roelof													

Running Score

MIN	Score	TeamNo
2	0-1	BEL 2 LOOS E (PS)
2	2-1	NED 2 BIJKERK L (LD)
3	4-1	NED 15 ZWART A (LD)
4	4-2	BEL 13 VERGAERT R (PS)
7	5-2	NED 14 van der EIJK J (RI)
8	6-2	NED 15 ZWART A (RI)
8	8-2	NED 14 van der EIJK J (LD)
10	9-2	NED 15 ZWART A (MD)
10	9-4	BEL 20 SCHOUACKER C (LD)
11	10-4	NED 1 KOELMAN M (MD)
12	11-4	NED 23 TOLSMA J (PS)

BEL - Belgium

Shirts: yellow

No	Name	Gen	MIN	Pts.	Total	LD	MD	R-in	PS		Punishments		
									1pt	2pt	Y	YR	R
2	LOOS Elin	F	8:38	1	1/3		0/2		1/1				
3	SOMERS Lauren	F	8:47		0/3		0/2	0/1					
4	RYCKX Paulien	F	6:35		0/4		0/2	0/2					
13	VERGAERT Ruben	M	7:40	1	1/6	0/3	0/2		1/1				
17	VAN GENECHTEN Axel	M	8:35		0/1		0/1						
20	SCHOUACKER Cedric	M	7:45	2	1/8	1/5	0/2		0/1				
Team / Coach													
Totals				4	3/25	1/8	0/11	0/3	2/3				
Head Coach: DE WAELE Kevin													

Legend:

1pt	1-Point	2pt	2-Points	(C)	Captain	F	Female	FP	Free Pass	Gen	Gender
GG	Golden Goal	LD	Long Distance	M	Male	MD	Medium Distance	MIN	Minutes played	No	Number
PS	Penalty Shot	Pts.	Points	R-in	Running-in	R	Direct Red Card	Y	Yellow Card	YR	Yellow+Red Card



Start List

Game No: 6

POL vs AUS

Referees: MERTENS Dave (BEL) / GULSIRIRAT Preeyaporn (THA)

POL - Poland

Shirts: red

No	Name	Gender	GP	Minutes per Game
1	SIEMIENIUK Tamara (C)	Female	1	11:20
6	KLIMCZYK Natalia	Female	1	9:30
11	MASZTALERUK Jędrzej	Male	1	10:21
12	NOWACKI Kamil	Male	1	7:47
2	KOŁODZIEJCZYK Izabela	Female	1	3:10
10	DIADIK Rafał	Male	1	5:52
Head Coach: ZAK Maciej				

POL Played		
PR	BEL	6-16
PR	AUS	15 AUG
PR	NED	16 AUG

AUS - Australia

Shirts: yellow

No	Name	Gender	GP	Minutes per Game
3	HUTCHESSON Emily (C)	Female	1	8:23
22	HUTCHESSON Christopher	Male	1	7:14
26	KUBANK Rhys	Male	1	8:41
34	ROBERTS Louise	Female	1	7:20
13	KUBANK Amy	Female	1	8:09
15	REICHMAN Robert	Male	1	8:13
Head Coach: CHOW Amy (HKG)				

AUS Played		
PR	NED	0-18
PR	POL	15 AUG
PR	BEL	16 AUG

Note:

Players above the bold line are in the starting lineup.

Legend:

CL Consolation Semifinal GG Golden Goal GP Games Played No Number PR Preliminary Round



Results

Game No: 6

POL 16 - 3 AUS (9 - 1, 7 - 2)

Referees: MERTENS Dave (BEL) / GULSIRIRAT Preeyaporn (THA)

POL - Poland

Shirts: red

No	Name	Gen	MIN	Pts.	Total	LD	MD	R-in	PS		Punishments		
									1pt	2pt	Y	YR	R
1	SIEMIENIUK Tamara	F	8:40	6	5/9	1/1	4/6	0/2					
2	KOŁODZIEJCZYK Izabela	F	5:15	2	1/4	1/3	0/1						
6	KLIMCZYK Natalia	F	9:41	4	3/8	1/2	2/5	0/1					
10	DIADIK Rafal	M	9:23	2	1/4	1/3	0/1						
11	MASZTALERUK Jędrzej	M	7:41		0/2	0/1		0/1					
12	NOWACKI Kamil	M	7:20	2	2/4	0/1	2/3						
Team / Coach													
Totals				16	12/31	4/11	8/16	0/4					
Head Coach: ZAK Maciej													

Running Score

MIN	Score	TeamNo
2	1-0	POL 12 NOWACKI K (MD)
3	3-0	POL 2 KOŁODZIEJCZYK I (LD)
3	4-0	POL 1 SIEMIENIUK T (MD)
4	5-0	POL 6 KLIMCZYK N (MD)
5	6-0	POL 6 KLIMCZYK N (MD)
5	6-1	AUS 3 HUTCHESSON E (MD)
6	8-1	POL 6 KLIMCZYK N (LD)
6	9-1	POL 1 SIEMIENIUK T (MD)
8	11-1	POL 1 SIEMIENIUK T (LD)
9	12-1	POL 12 NOWACKI K (MD)
9	12-2	AUS 15 REICHMAN R (PS)
11	13-2	POL 1 SIEMIENIUK T (MD)
12	15-2	POL 10 DIADIK R (LD)
12	15-3	AUS 3 HUTCHESSON E (PS)
12	16-3	POL 1 SIEMIENIUK T (MD)

AUS - Australia

Shirts: yellow

No	Name	Gen	MIN	Pts.	Total	LD	MD	R-in	PS		Punishments		
									1pt	2pt	Y	YR	R
3	HUTCHESSON Emily	F	8:11	2	2/7	0/1	1/4	0/1	1/1				
13	KUBANK Amy	F	7:52		0/1	0/1							
15	REICHMAN Robert	M	7:41	1	1/1				1/1				
22	HUTCHESSON Christopher	M	7:53		0/3	0/1	0/2						
26	KUBANK Rhys	M	7:58		0/2		0/2						
34	ROBERTS Louise	F	8:25		0/2	0/2							
Team / Coach													
Totals				3	3/16	0/5	1/8	0/1	2/2				
Head Coach: CHOW Amy (HKG)													

Legend:

1pt	1-Point	2pt	2-Points	(C)	Captain	F	Female	FP	Free Pass	Gen	Gender
GG	Golden Goal	LD	Long Distance	M	Male	MD	Medium Distance	MIN	Minutes played	No	Number
PS	Penalty Shot	Pts.	Points	R-in	Running-in	R	Direct Red Card	Y	Yellow Card	YR	Yellow+Red Card



Start List

Game No: 9

POL vs NED

Referees: MERTENS Dave (BEL) / GULSIRIRAT Preeyaporn (THA)

POL - Poland

Shirts: blue

No	Name	Gender	GP	Minutes per Game
1	SIEMIENIUK Tamara (C)	Female	2	10:00
6	KLIMCZYK Natalia	Female	2	9:35
11	MASZTALERUK Jędrzej	Male	2	9:01
12	NOWACKI Kamil	Male	2	7:33
2	KOŁODZIEJCZYK Izabela	Female	2	4:12
10	DIADIK Rafał	Male	2	7:37
Head Coach: ZAK Maciej				

POL Played		
PR	BEL	6-16
PR	AUS	16-3
PR	NED	16 AUG

NED - Netherlands

Shirts: orange

No	Name	Gender	GP	Minutes per Game
1	KOELMAN Mandy	Female	2	7:57
2	BIJKERK Lynn	Female	2	8:33
14	VAN DER EIJK Jasper	Male	2	8:17
15	ZWART Andre (C)	Male	2	8:04
3	HEUVELING Jessie	Female	2	7:29
23	TOLSMA Jesper	Male	2	7:38
Head Coach: KOOPMANS Roelof				

NED Played		
PR	AUS	18-0
PR	BEL	11-4
PR	POL	16 AUG

Note:

Players above the bold line are in the starting lineup.

Legend:

CL Consolation Semifinal GG Golden Goal GP Games Played No Number PR Preliminary Round



SAT 16 AUG 2025
Start Time: 15:00

Preliminary Round - Group A

Results

Game No: 9

POL 5 - 16 NED (4 - 6, 1 - 10)

Referees: MERTENS Dave (BEL) / GULSIRIRAT Preeyaporn (THA)

POL - Poland

Shirts: blue

No	Name	Gen	MIN	Pts.	Total	LD	MD	R-in	PS		Punishments		
									1pt	2pt	Y	YR	R
1	SIEMIENIUK Tamara	F	9:16	1	1/3	0/1	1/2						
2	KOŁODZIEJCZYK Izabela	F	6:15		0/3	0/3							
6	KLIMCZYK Natalia	F	8:29	2	2/5		2/5						
10	DIADIK Rafal	M	8:26		0/7	0/5	0/1		0/1				
11	MASZTALERUK Jędrzej	M	7:45		0/1	0/1							
12	NOWACKI Kamil	M	7:49	2	1/3	1/2		0/1					
Team / Coach													
Totals				5	4/22	1/12	3/8	0/1	0/1				
Head Coach: ZAK Maciej													

Running Score

MIN	Score	Team No	
1	1-0	POL	1 SIEMIENIUK T (MD)
1	2-0	POL	6 KLIMCZYK N (MD)
2	2-2	NED	15 ZWART A (LD)
2	4-2	POL	12 NOWACKI K (LD)
2	4-3	NED	3 HEUVELING J (RI)
3	4-4	NED	1 KOELMAN M (PS)
4	4-6	NED	2 BIJKERK L (LD)
7	5-6	POL	6 KLIMCZYK N (MD)
8	5-7	NED	3 HEUVELING J (PS)
9	5-8	NED	23 TOLSMA J (RI)
10	5-10	NED	23 TOLSMA J (LD)
11	5-11	NED	14 van der EIJK J (RI)
11	5-13	NED	15 ZWART A (LD)
12	5-14	NED	14 van der EIJK J (PS)
12	5-16	NED	2 BIJKERK L (LD)

NED - Netherlands

Shirts: orange

No	Name	Gen	MIN	Pts.	Total	LD	MD	R-in	PS		Punishments		
									1pt	2pt	Y	YR	R
1	KOELMAN Mandy	F	7:24	1	1/4	0/2		0/1	1/1				
2	BIJKERK Lynn	F	8:12	4	2/4	2/2	0/1	0/1					
3	HEUVELING Jessie	F	8:24	2	2/4		0/2	1/1	1/1				
14	VAN DER EIJK Jasper	M	8:24	2	2/7	0/4	0/1	1/1	1/1				
15	ZWART Andre	M	8:12	4	2/7	2/7							
23	TOLSMA Jesper	M	7:24	3	2/9	1/6	0/2	1/1					
Team / Coach													
Totals				16	11/35	5/21	0/6	3/5	3/3				
Head Coach: KOOPMANS Roelof													

Legend:

1pt	1-Point	2pt	2-Points	(C)	Captain	F	Female	FP	Free Pass	Gen	Gender
GG	Golden Goal	LD	Long Distance	M	Male	MD	Medium Distance	MIN	Minutes played	No	Number
PS	Penalty Shot	Pts.	Points	R-in	Running-in	R	Direct Red Card	Y	Yellow Card	YR	Yellow+Red Card

Timing and Results provided by Tissot



Start List

Game No: 12

BEL vs AUS

Referees: LIAO Wei-Chieh (TPE) / GANDIA PEREZ Olga (ESP)

BEL - Belgium

Shirts: red

No	Name	Gender	GP	Minutes per Game
2	LOOS Elin	Female	2	7:23
4	RYCKX Paulien (C)	Female	2	7:16
13	VERGAERT Ruben	Male	2	8:01
20	SCHOUMACKER Cedric	Male	2	7:38
3	SOMERS Lauren	Female	2	9:15
17	VAN GENECHTEN Axel	Male	2	8:26
Head Coach: DE WAELE Kevin				

BEL Played		
PR	POL	16-6
PR	NED	4-11
PR	AUS	16 AUG

AUS - Australia

Shirts: yellow

No	Name	Gender	GP	Minutes per Game
13	KUBANK Amy (C)	Female	2	8:00
22	HUTCHESSON Christopher	Male	2	7:33
26	KUBANK Rhys	Male	2	8:19
34	ROBERTS Louise	Female	2	7:52
3	HUTCHESSON Emily	Female	2	8:17
15	REICHMAN Robert	Male	2	7:57
Head Coach: CHOW Amy (HKG)				

AUS Played		
PR	NED	0-18
PR	POL	3-16
PR	BEL	16 AUG

Note:

Players above the bold line are in the starting lineup.

Legend:

CL Consolation Semifinal GG Golden Goal GP Games Played No Number PR Preliminary Round



Results

Game No: 12

BEL 15 - 3 AUS (10 - 2, 5 - 1)

Referees: LIAO Wei-Chieh (TPE) / GANDIA PEREZ Olga (ESP)

BEL - Belgium

Shirts: red

No	Name	Gen	MIN	Pts.	Total	LD	MD	R-in	PS		Punishments		
									1pt	2pt	Y	YR	R
2	LOOS Elin	F	8:09	5	5/12	0/2	3/8	2/2					
3	SOMERS Lauren	F	8:25		0/4		0/3	0/1					
4	RYCKX Paulien	F	7:26	1	1/12	0/5	1/6	0/1					
13	VERGAERT Ruben	M	7:27	1	1/5	0/2	1/3						
17	VAN GENECHTEN Axel	M	8:45	7	5/11	2/6	2/3	1/2					
20	SCHOUMACKER Cedric	M	7:48	1	1/10	0/5	0/3	1/2					
Team / Coach													
Totals				15	13/54	2/20	7/26	4/8					
Head Coach: DE WAELE Kevin													

Running Score

MIN	Score	TeamNo	
1	1-0	BEL	2 LOOS E (RI)
1	1-2	AUS	22 HUTCHESSON C (LD)
1	2-2	BEL	2 LOOS E (MD)
3	4-2	BEL	17 van GENECHTEN A (LD)
3	5-2	BEL	17 van GENECHTEN A (RI)
4	6-2	BEL	2 LOOS E (MD)
4	8-2	BEL	17 van GENECHTEN A (LD)
5	9-2	BEL	17 van GENECHTEN A (MD)
6	10-2	BEL	20 SCHOUMACKER C (RI)
7	10-3	AUS	26 KUBANK R (PS)
7	11-3	BEL	4 RYCKX P (MD)
8	12-3	BEL	2 LOOS E (MD)
9	13-3	BEL	2 LOOS E (RI)
10	14-3	BEL	17 van GENECHTEN A (MD)
12	15-3	BEL	13 VERGAERT R (MD)

AUS - Australia

Shirts: yellow

No	Name	Gen	MIN	Pts.	Total	LD	MD	R-in	PS		Punishments		
									1pt	2pt	Y	YR	R
3	HUTCHESSON Emily	F	4:12		0/3	0/1	0/2						
13	KUBANK Amy	F	9:54										
15	REICHMAN Robert	M	8:26		0/1			0/1					
22	HUTCHESSON Christopher	M	8:09	2	1/9	1/6	0/3						
26	KUBANK Rhys	M	7:25	1	1/2	0/1			1/1				
34	ROBERTS Louise	F	9:54										
Team / Coach													
Totals				3	2/15	1/8	0/5	0/1	1/1				
Head Coach: CHOW Amy (HKG)													

Legend:

1pt	1-Point	2pt	2-Points	(C)	Captain	F	Female	FP	Free Pass	Gen	Gender
GG	Golden Goal	LD	Long Distance	M	Male	MD	Medium Distance	MIN	Minutes played	No	Number
PS	Penalty Shot	Pts.	Points	R-in	Running-in	R	Direct Red Card	Y	Yellow Card	YR	Yellow+Red Card



TWG
2025
CHENGDU



BILLIARDS

RESULTS BOOK

TABLE OF CONTENTS



7	Billiards	778
7.1	Table of Contents	779
7.2	Competition Schedule	787
7.3	Entry List by NOC	791
7.4	Daily Schedule	793
7.4.1	Daily Schedule - 10 Aug 2025	793
7.4.2	Daily Schedule - 11 Aug 2025	794
7.4.3	Daily Schedule - 12 Aug 2025	795
7.4.4	Daily Schedule - 13 Aug 2025	796
7.4.5	Daily Schedule - 14 Aug 2025	797
7.5	Medallists by Event	798
7.6	Medal Standings	799
7.7	Men's Carom Three Cushion	800
7.7.1	Entry List by Event	801
7.7.2	Results Summary	802
7.7.3	Brackets	803
7.7.4	Medallists	804
7.7.5	Finals	805
7.7.5.1	Bronze Medal Match #19 Results	805
7.7.5.2	Gold Medal Match #20 Results	806
7.7.6	Semifinals	807
7.7.6.1	Match #17 Results	807
7.7.6.2	Match #18 Results	808
7.7.7	Quarterfinals	809
7.7.7.1	Match #13 Results	809
7.7.7.2	Match #14 Results	810
7.7.7.3	Match #15 Results	811
7.7.7.4	Match #16 Results	812
7.7.8	Preliminary Round - Group D	813
7.7.8.1	Start List Summary	813
7.7.8.2	Match #10 Results	814
7.7.8.3	Match #11 Results	815
7.7.8.4	Match #12 Results	816
7.7.9	Preliminary Round - Group C	817
7.7.9.1	Start List Summary	817
7.7.9.2	Match #7 Results	818
7.7.9.3	Match #8 Results	819

RESULTS BOOK

TABLE OF CONTENTS

7.7.9.4	Match #9 Results	820
7.7.10	Preliminary Round - Group B	821
7.7.10.1	Start List Summary	821
7.7.10.2	Match #4 Results	822
7.7.10.3	Match #5 Results	823
7.7.10.4	Match #6 Results	824
7.7.11	Preliminary Round - Group A	825
7.7.11.1	Start List Summary	825
7.7.11.2	Match #1 Results	826
7.7.11.3	Match #2 Results	827
7.7.11.4	Match #3 Results	828
7.8	Men's Pool	829
7.8.1	Entry List by Event	830
7.8.2	Results Summary	831
7.8.3	Brackets	832
7.8.4	Medallists	833
7.8.5	Finals	834
7.8.5.1	Bronze Medal Match #19 Results	834
7.8.5.2	Gold Medal Match #20 Results	835
7.8.6	Semifinals	836
7.8.6.1	Match #17 Results	836
7.8.6.2	Match #18 Results	837
7.8.7	Quarterfinals	838
7.8.7.1	Match #13 Results	838
7.8.7.2	Match #14 Results	839
7.8.7.3	Match #15 Results	840
7.8.7.4	Match #16 Results	841
7.8.8	Preliminary Round - Group D	842
7.8.8.1	Start List Summary	842
7.8.8.2	Match #10 Results	843
7.8.8.3	Match #11 Results	844
7.8.8.4	Match #12 Results	845
7.8.9	Preliminary Round - Group C	846
7.8.9.1	Start List Summary	846
7.8.9.2	Match #7 Results	847
7.8.9.3	Match #8 Results	848
7.8.9.4	Match #9 Results	849
7.8.10	Preliminary Round - Group B	850
7.8.10.1	Start List Summary	850
7.8.10.2	Match #4 Results	851
7.8.10.3	Match #5 Results	852
7.8.10.4	Match #6 Results	853
7.8.11	Preliminary Round - Group A	854
7.8.11.1	Start List Summary	854

RESULTS BOOK

TABLE OF CONTENTS

7.8.11.2	Match #1 Results	855
7.8.11.3	Match #2 Results	856
7.8.11.4	Match #3 Results	857
7.9	Men's Snooker	858
7.9.1	Entry List by Event	859
7.9.2	Results Summary	860
7.9.3	Brackets	861
7.9.4	Medallists	862
7.9.5	Finals	863
7.9.5.1	Bronze Medal Match #19 Results	863
7.9.5.2	Gold Medal Match #20 Results	864
7.9.6	Semifinals	865
7.9.6.1	Match #17 Results	865
7.9.6.2	Match #18 Results	866
7.9.7	Quarterfinals	867
7.9.7.1	Match #13 Results	867
7.9.7.2	Match #14 Results	868
7.9.7.3	Match #15 Results	869
7.9.7.4	Match #16 Results	870
7.9.8	Preliminary Round - Group D	871
7.9.8.1	Start List Summary	871
7.9.8.2	Match #10 Results	872
7.9.8.3	Match #11 Results	873
7.9.8.4	Match #12 Results	874
7.9.9	Preliminary Round - Group C	875
7.9.9.1	Start List Summary	875
7.9.9.2	Match #7 Results	876
7.9.9.3	Match #8 Results	877
7.9.9.4	Match #9 Results	878
7.9.10	Preliminary Round - Group B	879
7.9.10.1	Start List Summary	879
7.9.10.2	Match #4 Results	880
7.9.10.3	Match #5 Results	881
7.9.10.4	Match #6 Results	882
7.9.11	Preliminary Round - Group A	883
7.9.11.1	Start List Summary	883
7.9.11.2	Match #1 Results	884
7.9.11.3	Match #2 Results	885
7.9.11.4	Match #3 Results	886
7.10	Women's Carom Three Cushion	887
7.10.1	Entry List by Event	888
7.10.2	Results Summary	889
7.10.3	Brackets	890
7.10.4	Medallists	891

RESULTS BOOK

TABLE OF CONTENTS

7.10.5	Finals	892
7.10.5.1	Bronze Medal Match #16 Results	892
7.10.5.2	Gold Medal Match #15 Results	893
7.10.6	Semifinals	894
7.10.6.1	Match #13 Results	894
7.10.6.2	Match #14 Results	895
7.10.7	Preliminary Round - Group B	896
7.10.7.1	Start List Summary	896
7.10.7.2	Match #7 Results	897
7.10.7.3	Match #8 Results	898
7.10.7.4	Match #9 Results	899
7.10.7.5	Match #10 Results	900
7.10.7.6	Match #11 Results	901
7.10.7.7	Match #12 Results	902
7.10.8	Preliminary Round - Group A	903
7.10.8.1	Start List Summary	903
7.10.8.2	Match #1 Results	904
7.10.8.3	Match #2 Results	905
7.10.8.4	Match #3 Results	906
7.10.8.5	Match #4 Results	907
7.10.8.6	Match #5 Results	908
7.10.8.7	Match #6 Results	909
7.11	Women's Pool	910
7.11.1	Entry List by Event	911
7.11.2	Results Summary	912
7.11.3	Brackets	913
7.11.4	Medallists	914
7.11.5	Finals	915
7.11.5.1	Bronze Medal Match #19 Results	915
7.11.5.2	Gold Medal Match #20 Results	916
7.11.6	Semifinals	917
7.11.6.1	Match #17 Results	917
7.11.6.2	Match #18 Results	918
7.11.7	Quarterfinals	919
7.11.7.1	Match #13 Results	919
7.11.7.2	Match #14 Results	920
7.11.7.3	Match #15 Results	921
7.11.7.4	Match #16 Results	922
7.11.8	Preliminary Round - Group D	923
7.11.8.1	Start List Summary	923
7.11.8.2	Match #10 Results	924
7.11.8.3	Match #11 Results	925
7.11.8.4	Match #12 Results	926
7.11.9	Preliminary Round - Group C	927

RESULTS BOOK

TABLE OF CONTENTS

7.11.9.1	Start List Summary	927
7.11.9.2	Match #7 Results	928
7.11.9.3	Match #8 Results	929
7.11.9.4	Match #9 Results	930
7.11.10	Preliminary Round - Group B	931
7.11.10.1	Start List Summary	931
7.11.10.2	Match #4 Results	932
7.11.10.3	Match #5 Results	933
7.11.10.4	Match #6 Results	934
7.11.11	Preliminary Round - Group A	935
7.11.11.1	Start List Summary	935
7.11.11.2	Match #1 Results	936
7.11.11.3	Match #2 Results	937
7.11.11.4	Match #3 Results	938
7.12	Women's Six-red Snooker	939
7.12.1	Entry List by Event	940
7.12.2	Results Summary	941
7.12.3	Brackets	942
7.12.4	Medallists	943
7.12.5	Finals	944
7.12.5.1	Bronze Medal Match #16 Results	944
7.12.5.2	Gold Medal Match #15 Results	945
7.12.6	Semifinals	946
7.12.6.1	Match #13 Results	946
7.12.6.2	Match #14 Results	947
7.12.7	Preliminary Round - Group B	948
7.12.7.1	Start List Summary	948
7.12.7.2	Match #7 Results	949
7.12.7.3	Match #8 Results	950
7.12.7.4	Match #9 Results	951
7.12.7.5	Match #10 Results	952
7.12.7.6	Match #11 Results	953
7.12.7.7	Match #12 Results	954
7.12.8	Preliminary Round - Group A	955
7.12.8.1	Start List Summary	955
7.12.8.2	Match #1 Results	956
7.12.8.3	Match #2 Results	957
7.12.8.4	Match #3 Results	958
7.12.8.5	Match #4 Results	959
7.12.8.6	Match #5 Results	960
7.12.8.7	Match #6 Results	961
7.13	Mixed Heyball Pool	962
7.13.1	Entry List by Event	963
7.13.2	Results Summary	964

RESULTS BOOK

TABLE OF CONTENTS

7.13.3	Brackets	965
7.13.4	Medallists	966
7.13.5	Finals	967
7.13.5.1	Bronze Medal Match #19 Results	967
7.13.5.2	Gold Medal Match #20 Results	968
7.13.6	Semifinals	969
7.13.6.1	Match #17 Results	969
7.13.6.2	Match #18 Results	970
7.13.7	Quarterfinals	971
7.13.7.1	Match #13 Results	971
7.13.7.2	Match #14 Results	972
7.13.7.3	Match #15 Results	973
7.13.7.4	Match #16 Results	974
7.13.8	Placings 9-16	975
7.13.8.1	Match #9 Results	975
7.13.8.2	Match #10 Results	976
7.13.8.3	Match #11 Results	977
7.13.8.4	Match #12 Results	978
7.13.9	Round of 16	979
7.13.9.1	Start List Summary	979
7.13.9.2	Match #1 Results	980
7.13.9.3	Match #2 Results	981
7.13.9.4	Match #3 Results	982
7.13.9.5	Match #4 Results	983
7.13.9.6	Match #5 Results	984
7.13.9.7	Match #6 Results	985
7.13.9.8	Match #7 Results	986
7.13.9.9	Match #8 Results	987



Competition Schedule

As of WED 13 AUG 2025

Date	Start Time	Event
SUN 10 AUG	9:00	Men's Carom Three Cushion, Group A (1 match)
	9:00	Men's Pool, Group A (1 match)
	9:00	Men's Snooker, Group A (1 match)
	9:00	Women's Carom Three Cushion, Group A (1 match)
	9:00	Women's Pool, Group A (1 match)
	9:00	Women's Six-red Snooker, Group A (1 match)
	9:00	Mixed Heyball Pool, Round of 16 (1 match)
	11:00	Men's Carom Three Cushion, Group B (1 match)
	11:00	Men's Pool, Group B (1 match)
	11:00	Men's Snooker, Group B (1 match)
	11:00	Women's Carom Three Cushion, Group A (1 match)
	11:00	Women's Pool, Group B (1 match)
	11:00	Women's Six-red Snooker, Group A (1 match)
	11:00	Mixed Heyball Pool, Round of 16 (1 match)
	13:30	Men's Carom Three Cushion, Group C (1 match)
	13:30	Men's Pool, Group C (1 match)
	13:30	Men's Snooker, Group C (1 match)
	13:30	Women's Carom Three Cushion, Group B (1 match)
	13:30	Women's Pool, Group C (1 match)
	13:30	Women's Six-red Snooker, Group B (1 match)
	13:30	Mixed Heyball Pool, Round of 16 (1 match)
	15:30	Men's Carom Three Cushion, Group D (1 match)
	15:30	Men's Pool, Group D (1 match)
	15:30	Men's Snooker, Group D (1 match)
	15:30	Women's Carom Three Cushion, Group B (1 match)
	15:30	Women's Pool, Group D (1 match)
	15:30	Women's Six-red Snooker, Group B (1 match)
	15:30	Mixed Heyball Pool, Round of 16 (1 match)
	18:00	Men's Carom Three Cushion, Group A (1 match)
	18:00	Men's Pool, Group A (1 match)
	18:00	Men's Snooker, Group A (1 match)
	18:00	Women's Carom Three Cushion, Group A (1 match)
	18:00	Women's Pool, Group A (1 match)
	18:00	Women's Six-red Snooker, Group A (1 match)
	18:00	Mixed Heyball Pool, Round of 16 (1 match)
	20:00	Men's Carom Three Cushion, Group B (1 match)
	20:00	Men's Pool, Group B (1 match)
	20:00	Men's Snooker, Group B (1 match)
	20:00	Women's Carom Three Cushion, Group A (1 match)
	20:00	Women's Pool, Group B (1 match)
	20:00	Women's Six-red Snooker, Group A (1 match)
	20:00	Mixed Heyball Pool, Round of 16 (1 match)



Competition Schedule

As of WED 13 AUG 2025

Date	Start Time	Event
MON 11 AUG	9:00	Men's Carom Three Cushion, Group C (1 match)
	9:00	Men's Pool, Group C (1 match)
	9:00	Men's Snooker, Group C (1 match)
	9:00	Women's Carom Three Cushion, Group B (1 match)
	9:00	Women's Pool, Group C (1 match)
	9:00	Women's Six-red Snooker, Group B (1 match)
	9:00	Mixed Heyball Pool, Round of 16 (1 match)
	11:00	Men's Carom Three Cushion, Group D (1 match)
	11:00	Men's Pool, Group D (1 match)
	11:00	Men's Snooker, Group D (1 match)
	11:00	Women's Carom Three Cushion, Group B (1 match)
	11:00	Women's Pool, Group D (1 match)
	11:00	Women's Six-red Snooker, Group B (1 match)
	11:00	Mixed Heyball Pool, Round of 16 (1 match)
	13:30	Men's Carom Three Cushion, Group A (1 match)
	13:30	Men's Pool, Group A (1 match)
	13:30	Men's Snooker, Group A (1 match)
	13:30	Women's Carom Three Cushion, Group A (1 match)
	13:30	Women's Pool, Group A (1 match)
	13:30	Women's Six-red Snooker, Group A (1 match)
	13:30	Mixed Heyball Pool, Placing 9-16 (1 match)
	15:30	Men's Carom Three Cushion, Group B (1 match)
	15:30	Men's Pool, Group B (1 match)
	15:30	Men's Snooker, Group B (1 match)
	15:30	Women's Carom Three Cushion, Group A (1 match)
	15:30	Women's Pool, Group B (1 match)
	15:30	Women's Six-red Snooker, Group A (1 match)
	15:30	Mixed Heyball Pool, Placing 9-16 (1 match)
	18:00	Men's Carom Three Cushion, Group C (1 match)
	18:00	Men's Pool, Group C (1 match)
	18:00	Men's Snooker, Group C (1 match)
	18:00	Women's Carom Three Cushion, Group B (1 match)
	18:00	Women's Pool, Group C (1 match)
	18:00	Women's Six-red Snooker, Group B (1 match)
	18:00	Mixed Heyball Pool, Placing 9-16 (1 match)
	20:00	Men's Carom Three Cushion, Group D (1 match)
	20:00	Men's Pool, Group D (1 match)
	20:00	Men's Snooker, Group D (1 match)
	20:00	Women's Carom Three Cushion, Group B (1 match)
	20:00	Women's Pool, Group D (1 match)
	20:00	Women's Six-red Snooker, Group B (1 match)
	20:00	Mixed Heyball Pool, Placing 9-16 (1 match)



Competition Schedule

As of WED 13 AUG 2025


Date	Start Time	Event
TUE 12 AUG	9:00	Women's Carom Three Cushion, Semifinals (1 match)
	9:00	Women's Six-red Snooker, Semifinals (1 match)
	11:00	Men's Carom Three Cushion, Quarterfinals (1 match)
	11:00	Men's Pool, Quarterfinals (1 match)
	11:00	Men's Snooker, Quarterfinals (1 match)
	11:00	Women's Carom Three Cushion, Semifinals (1 match)
	11:00	Women's Pool, Quarterfinals (1 match)
	11:00	Women's Six-red Snooker, Semifinals (1 match)
	11:00	Mixed Heyball Pool, Quarterfinals (1 match)
	13:30	Men's Carom Three Cushion, Quarterfinals (1 match)
	13:30	Men's Pool, Quarterfinals (1 match)
	13:30	Men's Snooker, Quarterfinals (1 match)
	13:30	Women's Pool, Quarterfinals (1 match)
	13:30	Mixed Heyball Pool, Quarterfinals (1 match)
	17:00	Men's Carom Three Cushion, Quarterfinals (1 match)
	17:00	Men's Pool, Quarterfinals (1 match)
	17:00	Men's Snooker, Quarterfinals (1 match)
	17:00	Women's Carom Three Cushion, Finals - Bronze Medal Match
	17:00	Women's Pool, Quarterfinals (1 match)
	17:00	Women's Six-red Snooker, Finals - Bronze Medal Match
	17:00	Mixed Heyball Pool, Quarterfinals (1 match)
	19:00	Men's Carom Three Cushion, Quarterfinals (1 match)
	19:00	Men's Pool, Quarterfinals (1 match)
	19:00	Men's Snooker, Quarterfinals (1 match)
	19:00	Women's Pool, Quarterfinals (1 match)
	19:00	Mixed Heyball Pool, Quarterfinals (1 match)
WED 13 AUG	9:00	Men's Carom Three Cushion, Semifinals (1 match)
	9:00	Men's Pool, Semifinals (1 match)
	9:00	Men's Snooker, Semifinals (1 match)
	9:00	Women's Pool, Semifinals (1 match)
	9:00	Mixed Heyball Pool, Semifinals (1 match)
	11:00	Men's Carom Three Cushion, Semifinals (1 match)
	11:00	Men's Pool, Semifinals (1 match)
	11:00	Men's Snooker, Semifinals (1 match)
	11:00	Women's Pool, Semifinals (1 match)
	11:00	Women's Six-red Snooker, Finals - Gold Medal Match
	11:00	Mixed Heyball Pool, Semifinals (1 match)
	13:30	Women's Carom Three Cushion, Finals - Gold Medal Match
	17:00	Men's Carom Three Cushion, Finals - Bronze Medal Match
	17:00	Men's Pool, Finals - Bronze Medal Match
	17:00	Men's Snooker, Finals - Bronze Medal Match
	17:00	Women's Pool, Finals - Bronze Medal Match
	17:00	Mixed Heyball Pool, Finals - Bronze Medal Match
	19:00	Women's Pool, Finals - Gold Medal Match



Competition Schedule

As of WED 13 AUG 2025

Date	Start Time	Event
THU 14 AUG	10:00	Men's Pool, Finals - Gold Medal Match
	12:00	Men's Carom Three Cushion, Finals - Gold Medal Match
	16:00	Mixed Heyball Pool, Finals - Gold Medal Match
	18:00	Men's Snooker, Finals - Gold Medal Match



Entry List by NOC

As of SAT 9 AUG 2025

NOC	Name	Date of Birth
AIN - AIN	TKACH Kristina	19 JAN 1999
ARG - Argentina	AYALA Soledad	18 JAN 1992
AUS - Australia	HUNG Meng-Hsia YIP Kin Ling	31 AUG 1983 10 AUG 2000
BEL - Belgium	JANS Wendy	14 JUN 1983
CAN - Canada	BRYANT Brittany	8 MAY 1991
CHI - Chile	CARVAJAL Alejandro	30 JAN 1973
CHN - People's Republic of China	BAI Yulu DANG Jinhu HAN Yu LIANG Xiaolong LIU Shasha LIU Xin QIAN Jiale SHI Tianqi TANG Chunxiao XIAO Guodong XUE Zhenqi ZHANG Taiyi	10 JUL 2003 11 SEP 1986 10 FEB 1992 12 MAY 2001 26 JUL 1993 17 JUL 1988 14 AUG 2008 3 JAN 2000 3 MAR 1999 10 FEB 1989 22 SEP 1990 2 AUG 2002
COL - Colombia	LALINDE Claudia MARTINEZ Luis	28 AUG 1970 10 MAY 1970
CRC - Costa Rica	TELLEZ Erick VILLAR Adriana	7 SEP 1985 27 SEP 1985
CYP - Cyprus	GEORGIOU Michael	18 JAN 1988
DEN - Denmark	SORENSEN Charlotte	9 SEP 1982
EGY - Egypt	SIDHOM Sameh	15 MAR 1987
ESP - Spain	ROPERO Mayte	13 MAR 1990
EST - Estonia	GRABE Denis	22 FEB 1990
FRA - France	BURY Jeremy	13 JUN 1981
GBR - Great Britain	COSKER Zac HILL Darryl	26 OCT 2005 30 APR 1996
GER - Germany	FILLER Joshua FILLER Pia HORN Martin KAPLAN Ina WIDAU Alexander	2 OCT 1997 7 JUN 1998 28 JAN 1971 14 MAY 1987 10 SEP 2003
HKG - Hong Kong, China	FONG Mei Mei SO Man Yan	28 JAN 1992 24 NOV 1981
HUN - Hungary	SZOLNOKI Oliver	6 MAY 1997



Entry List by NOC

As of SAT 9 AUG 2025


NOC	Name	Date of Birth
IND - India	ARORA Shivam	25 SEP 1986
	CHAWLA Kamal	22 JUL 1979
	CHETHAN Natasha	20 JUN 2008
	KOTHARI Sourav	16 NOV 1984
IRI - Islamic Republic of Iran	GHARAHGOZLOU Ali	23 NOV 1993
JPN - Japan	MIYASHITA Ayaka	25 AUG 1981
KOR - Republic of Korea	CHO Myungwoo	18 MAR 1998
	HEO Junghan	25 APR 1977
MGL - Mongolia	BAYARSAIKHAN Narantuya	14 AUG 1994
NED - Netherlands	JASPERS Dick	23 JUL 1965
	JETTEN Karina	5 OCT 1971
	KLOMPENHOUWER Therese	3 JAN 1983
	RADEMAKERS Tamara	20 APR 1982
NZL - New Zealand	MUAULU Lincoln	6 FEB 1992
PAK - Pakistan	ASIF Muhammad	17 MAR 1982
PER - Peru	MARTINEZ Gerson	26 APR 1995
	PEREZ Jackeline	18 APR 1980
PHI - Philippines	AMIT Rubilen	3 OCT 1981
	CENTENO Chezka	30 JUN 1999
	de LUNA Jeffrey	14 FEB 1984
POL - Poland	MACIOL Daniel	13 OCT 1999
	MILEWSKI Sebastian	8 NOV 2006
	SZEWCZYK Wojciech	1 SEP 1994
QAT - Qatar	ALOBaidli Ali	2 MAR 1992
RSA - South Africa	JACOBS Marina	23 APR 1987
	THERON Jason	21 AUG 1982
SGP - Singapore	YU Anran	8 OCT 1996
SWE - Sweden	ZAREKANI Kevin	21 MAR 1975
THA - Thailand	LAOKIATPHONG Ploychompoo	23 MAY 2002
	PHOEMPHUL Narucha	27 DEC 2005
	SUKRITTHANES Waratthanun	5 DEC 1993
TPE - Chinese Taipei	HSIEH Chia-Chen	18 AUG 1993
	WU Kun-Lin	25 FEB 1995
TUR - Türkiye	DEGENER Gulsen	25 OCT 1968
	TASDEMIR Tayfun	5 NOV 1973
USA - United States of America	DEUEL Corey	20 NOV 1977
	EASTON Savannah	8 FEB 2010
	LARSON April	28 APR 2000
	PIEDRABUENA Pedro	21 AUG 1970
VIE - Vietnam	PHUNG Kien Tuong	2 NOV 1979
	TRAN Quyet Chien	25 FEB 1983



Daily Schedule

SUN 10 AUG 2025

Start Time	Event	Round
9:00	Men's Carom Three Cushion	Group A - Match HORN (GER) - TELLEZ (CRC)
9:00	Men's Pool	Group A - Match GRABE (EST) - MARTINEZ (PER)
9:00	Men's Snooker	Group A - Match XIAO (CHN) - GHARAHGOZLOU (IRI)
9:00	Women's Carom Three Cushion	Group A - Match SORENSEN (DEN) - PHUNG (VIE)
9:00	Women's Pool	Group A - Match TKACH (AIN) - KAPLAN (GER)
9:00	Women's Six-red Snooker	Group A - Match SO (HKG) - CHETHAN (IND)
9:00	Mixed Heyball Pool	Round of 16 - Match SHI (CHN) - VILLAR (CRC)
11:00	Women's Carom Three Cushion	Group A - Match PEREZ (PER) - LALINDE (COL)
11:00	Women's Six-red Snooker	Group A - Match PHOEMPHUL (THA) - JANS (BEL)
11:00	Mixed Heyball Pool	Round of 16 - Match TANG (CHN) - JACOBS (RSA)
11:00	Men's Carom Three Cushion	Group B - Match HEO (KOR) - PIEDRABUENA (USA)
11:00	Men's Pool	Group B - Match WU (TPE) - SZOLNOKI (HUN)
11:00	Men's Snooker	Group B - Match LIANG (CHN) - ASIF (PAK)
11:00	Women's Pool	Group B - Match FILLER (GER) - AMIT (PHI)
13:30	Mixed Heyball Pool	Round of 16 - Match SUKRITTHANES (THA) - THERON (RSA)
13:30	Men's Carom Three Cushion	Group C - Match BURY (FRA) - MARTINEZ (COL)
13:30	Men's Pool	Group C - Match MACIOL (POL) - XUE (CHN)
13:30	Men's Snooker	Group C - Match KOTHARI (IND) - COSKER (GBR)
13:30	Women's Carom Three Cushion	Group B - Match KLOMPENHOUWER (NED) - JETTEN (NED)
13:30	Women's Pool	Group C - Match CENTENO (PHI) - EASTON (USA)
13:30	Women's Six-red Snooker	Group B - Match FONG (HKG) - BAI (CHN)
15:30	Mixed Heyball Pool	Round of 16 - Match CARVAJAL (CHI) - YU (SGP)
15:30	Women's Carom Three Cushion	Group B - Match MIYASHITA (JPN) - DEGENER (TUR)
15:30	Women's Six-red Snooker	Group B - Match LAOKIATPHONG (THA) - BAYARSAIKHAN (MGL)
15:30	Men's Carom Three Cushion	Group D - Match SIDHOM (EGY) - QIAN (CHN)
15:30	Men's Pool	Group D - Match FILLER (GER) - SZEWCZYK (POL)
15:30	Men's Snooker	Group D - Match CHAWLA (IND) - ALOBAIDLI (QAT)
15:30	Women's Pool	Group D - Match HUNG (AUS) - AYALA (ARG)
18:00	Men's Carom Three Cushion	Group A - Match CHO (KOR) - HORN (GER)
18:00	Men's Pool	Group A - Match GRABE (EST) - MUAULU (NZL)
18:00	Men's Snooker	Group A - Match XIAO (CHN) - MILEWSKI (POL)
18:00	Women's Pool	Group A - Match TKACH (AIN) - ROPERO (ESP)
18:00	Women's Carom Three Cushion	Group A - Match SORENSEN (DEN) - LALINDE (COL)
18:00	Women's Six-red Snooker	Group A - Match SO (HKG) - JANS (BEL)
18:00	Mixed Heyball Pool	Round of 16 - Match LARSON (USA) - ZHANG (CHN)
20:00	Women's Carom Three Cushion	Group A - Match PEREZ (PER) - PHUNG (VIE)
20:00	Women's Six-red Snooker	Group A - Match PHOEMPHUL (THA) - CHETHAN (IND)
20:00	Men's Carom Three Cushion	Group B - Match JASPERS (NED) - HEO (KOR)
20:00	Men's Pool	Group B - Match WU (TPE) - DE LUNA (PHI)
20:00	Men's Snooker	Group B - Match LIANG (CHN) - WIDAU (GER)
20:00	Women's Pool	Group B - Match FILLER (GER) - LIU (CHN)
20:00	Mixed Heyball Pool	Round of 16 - Match LIU (CHN) - DEUEL (USA)



Daily Schedule

MON 11 AUG 2025

Start Time	Event	Round
9:00	Mixed Heyball Pool	Round of 16 - Match ARORA (IND) - ZAREKANI (SWE)
9:00	Men's Carom Three Cushion	Group C - Match TRAN (VIE) - BURY (FRA)
9:00	Men's Pool	Group C - Match MACIOL (POL) - DANG (CHN)
9:00	Men's Snooker	Group C - Match KOTHARI (IND) - HILL (GBR)
9:00	Women's Pool	Group C - Match CENTENO (PHI) - HAN (CHN)
9:00	Women's Carom Three Cushion	Group B - Match KLOMPENHOUWER (NED) - MIYASHITA (JPN)
9:00	Women's Six-red Snooker	Group B - Match FONG (HKG) - BAYARSAIKHAN (MGL)
11:00	Mixed Heyball Pool	Round of 16 - Match RADEMAKERS (NED) - YIP (HKG)
11:00	Women's Carom Three Cushion	Group B - Match JETTEN (NED) - DEGENER (TUR)
11:00	Women's Six-red Snooker	Group B - Match LAOKIATPHONG (THA) - BAI (CHN)
11:00	Men's Carom Three Cushion	Group D - Match TASDEMIR (TUR) - SIDHOM (EGY)
11:00	Men's Pool	Group D - Match FILLER (GER) - HSIEH (TPE)
11:00	Men's Snooker	Group D - Match GEORGIOU (CYP) - ALOBAIDLI (QAT)
11:00	Women's Pool	Group D - Match HUNG (AUS) - BRYANT (CAN)
13:30	Men's Carom Three Cushion	Group A - Match CHO (KOR) - TELLEZ (CRC)
13:30	Men's Pool	Group A - Match MUAULU (NZL) - MARTINEZ (PER)
13:30	Men's Snooker	Group A - Match MILEWSKI (POL) - GHARAHGOZLOU (IRI)
13:30	Women's Pool	Group A - Match ROPERO (ESP) - KAPLAN (GER)
13:30	Women's Carom Three Cushion	Group A - Match SORENSEN (DEN) - PEREZ (PER)
13:30	Women's Six-red Snooker	Group A - Match SO (HKG) - PHOEMPHUL (THA)
13:30	Mixed Heyball Pool	Placing 9-16 - Match VILLAR (CRC) - JACOBS (RSA)
15:30	Men's Carom Three Cushion	Group B - Match JASPERS (NED) - PIEDRABUENA (USA)
15:30	Men's Pool	Group B - Match DE LUNA (PHI) - SZOLNOKI (HUN)
15:30	Men's Snooker	Group B - Match WIDAU (GER) - ASIF (PAK)
15:30	Women's Carom Three Cushion	Group A - Match LALINDE (COL) - PHUNG (VIE)
15:30	Women's Pool	Group B - Match LIU (CHN) - AMIT (PHI)
15:30	Women's Six-red Snooker	Group A - Match JANS (BEL) - CHETHAN (IND)
15:30	Mixed Heyball Pool	Placing 9-16 - Match SUKRITTHANES (THA) - YU (SGP)
18:00	Men's Carom Three Cushion	Group C - Match TRAN (VIE) - MARTINEZ (COL)
18:00	Men's Pool	Group C - Match DANG (CHN) - XUE (CHN)
18:00	Men's Snooker	Group C - Match HILL (GBR) - COSKER (GBR)
18:00	Women's Pool	Group C - Match HAN (CHN) - EASTON (USA)
18:00	Women's Carom Three Cushion	Group B - Match KLOMPENHOUWER (NED) - DEGENER (TUR)
18:00	Women's Six-red Snooker	Group B - Match FONG (HKG) - LAOKIATPHONG (THA)
18:00	Mixed Heyball Pool	Placing 9-16 - Match LARSON (USA) - DEUEL (USA)
20:00	Men's Carom Three Cushion	Group D - Match TASDEMIR (TUR) - QIAN (CHN)
20:00	Men's Pool	Group D - Match HSIEH (TPE) - SZEWCZYK (POL)
20:00	Men's Snooker	Group D - Match CHAWLA (IND) - GEORGIOU (CYP)
20:00	Women's Carom Three Cushion	Group B - Match JETTEN (NED) - MIYASHITA (JPN)
20:00	Women's Pool	Group D - Match BRYANT (CAN) - AYALA (ARG)
20:00	Women's Six-red Snooker	Group B - Match BAYARSAIKHAN (MGL) - BAI (CHN)
20:00	Mixed Heyball Pool	Placing 9-16 - Match ZAREKANI (SWE) - RADEMAKERS (NED)



Daily Schedule

TUE 12 AUG 2025

Start Time	Event	Round
9:00	Women's Carom Three Cushion	Semifinals - Match KLOMPENHOUWER (NED) - SORENSEN (DEN)
9:00	Women's Six-red Snooker	Semifinals - Match LAOKIATPHONG (THA) - PHOEMPHUL (THA)
11:00	Men's Carom Three Cushion	Quarterfinals - Match HEO (KOR) - CHO (KOR)
11:00	Men's Pool	Quarterfinals - Match FILLER (GER) - MACIOL (POL)
11:00	Men's Snooker	Quarterfinals - Match ASIF (PAK) - COSKER (GBR)
11:00	Women's Pool	Quarterfinals - Match LIU (CHN) - AYALA (ARG)
11:00	Mixed Heyball Pool	Quarterfinals - Match SHI (CHN) - TANG (CHN)
11:00	Women's Carom Three Cushion	Semifinals - Match MIYASHITA (JPN) - PEREZ (PER)
11:00	Women's Six-red Snooker	Semifinals - Match BAI (CHN) - JANS (BEL)
13:30	Men's Carom Three Cushion	Quarterfinals - Match BURY (FRA) - TRAN (VIE)
13:30	Men's Pool	Quarterfinals - Match MARTINEZ (PER) - DANG (CHN)
13:30	Men's Snooker	Quarterfinals - Match XIAO (CHN) - KOTHARI (IND)
13:30	Women's Pool	Quarterfinals - Match CENTENO (PHI) - ROPERO (ESP)
13:30	Mixed Heyball Pool	Quarterfinals - Match THERON (RSA) - CARVAJAL (CHI)
17:00	Men's Carom Three Cushion	Quarterfinals - Match HORN (GER) - PIEDRABUENA (USA)
17:00	Men's Pool	Quarterfinals - Match SZOLNOKI (HUN) - WU (TPE)
17:00	Men's Snooker	Quarterfinals - Match ALOBAIDLI (QAT) - WIDAU (GER)
17:00	Women's Pool	Quarterfinals - Match HAN (CHN) - FILLER (GER)
17:00	Mixed Heyball Pool	Quarterfinals - Match ZHANG (CHN) - LIU (CHN)
17:00	Women's Carom Three Cushion	Finals - Bronze Medal Match (Loser #13 - Loser #14)
17:00	Women's Six-red Snooker	Finals - Bronze Medal Match (Loser #13 - Loser #14)
19:00	Men's Carom Three Cushion	Quarterfinals - Match TASDEMIR (TUR) - SIDHOM (EGY)
19:00	Men's Pool	Quarterfinals - Match SZEWCZYK (POL) - GRABE (EST)
19:00	Men's Snooker	Quarterfinals - Match GEORGIOU (CYP) - MILEWSKI (POL)
19:00	Women's Pool	Quarterfinals - Match KAPLAN (GER) - HUNG (AUS)
19:00	Mixed Heyball Pool	Quarterfinals - Match ARORA (IND) - YIP (HKG)



Daily Schedule

WED 13 AUG 2025

Start Time	Event	Round
9:00	Men's Carom Three Cushion	Semifinals - Match CHO (KOR) - TRAN (VIE)
9:00	Men's Pool	Semifinals - Match FILLER (GER) - MARTINEZ (PER)
9:00	Men's Snooker	Semifinals - Match ASIF (PAK) - XIAO (CHN)
9:00	Women's Pool	Semifinals - Match LIU (CHN) - CENTENO (PHI)
9:00	Mixed Heyball Pool	Semifinals - Match TANG (CHN) - THERON (RSA)
11:00	Women's Six-red Snooker	Finals - Gold Medal Match PHOEMPHUL (THA) - BAI (CHN)
11:00	Men's Carom Three Cushion	Semifinals - Match HORN (GER) - SIDHOM (EGY)
11:00	Men's Pool	Semifinals - Match SZOLNOKI (HUN) - SZEWCZYK (POL)
11:00	Men's Snooker	Semifinals - Match WIDAU (GER) - GEORGIU (CYP)
11:00	Women's Pool	Semifinals - Match HAN (CHN) - KAPLAN (GER)
11:00	Mixed Heyball Pool	Semifinals - Match ZHANG (CHN) - ARORA (IND)
13:30	Women's Carom Three Cushion	Finals - Gold Medal Match KLOMPENHOUWER (NED) - MIYASHITA (JPN)
17:00	Men's Carom Three Cushion	Finals - Bronze Medal Match TRAN (VIE) - HORN (GER)
17:00	Men's Pool	Finals - Bronze Medal Match FILLER (GER) - Loser #18)
17:00	Men's Snooker	Finals - Bronze Medal Match ASIF (PAK) - WIDAU (GER)
17:00	Women's Pool	Finals - Bronze Medal Match LIU (CHN) - KAPLAN (GER)
17:00	Mixed Heyball Pool	Finals - Bronze Medal Match TANG (CHN) - ARORA (IND)
19:00	Women's Pool	Finals - Gold Medal Match CENTENO (PHI) - HAN (CHN)



Daily Schedule

THU 14 AUG 2025

Start Time	Event	Round
10:00	Men's Pool	Finals - Gold Medal Match MARTINEZ (PER) - SZOLNOKI (HUN)
12:00	Men's Carom Three Cushion	Finals - Gold Medal Match CHO (KOR) - SIDHOM (EGY)
16:00	Mixed Heyball Pool	Finals - Gold Medal Match THERON (RSA) - ZHANG (CHN)
18:00	Men's Snooker	Finals - Gold Medal Match XIAO (CHN) - GEORGIU (CYP)



Medallists by Event

As of THU 14 AUG 2025

After 7 of 7 Events

Event Name	Date	Medal	Name	NOC Code
Men's Carom Three Cushion	THU 14 AUG	GOLD	CHO Myungwoo	KOR
		SILVER	SIDHOM Sameh	EGY
		BRONZE	HORN Martin	GER
Men's Pool	THU 14 AUG	GOLD	SZOLNOKI Oliver	HUN
		SILVER	MARTINEZ Gerson	PER
		BRONZE	FILLER Joshua	GER
Men's Snooker	THU 14 AUG	GOLD	XIAO Guodong	CHN
		SILVER	GEORGIU Michael	CYP
		BRONZE	WIDAU Alexander	GER
Women's Carom Three Cushion	WED 13 AUG	GOLD	KLOMPENHOUWER Therese	NED
		SILVER	MIYASHITA Ayaka	JPN
		BRONZE	PEREZ Jackeline	PER
Women's Pool	WED 13 AUG	GOLD	HAN Yu	CHN
		SILVER	CENTENO Chezka	PHI
		BRONZE	LIU Shasha	CHN
Women's Six-red Snooker	WED 13 AUG	GOLD	BAI Yulu	CHN
		SILVER	PHOEMPHUL Narucha	THA
		BRONZE	LAOKIATPHONG Ploychompoo	THA
Mixed Heyball Pool	THU 14 AUG	GOLD	ZHANG Taiyi	CHN
		SILVER	THERON Jason	RSA
		BRONZE	TANG Chunxiao	CHN



Medal Standings

As of THU 14 AUG 2025

After 7 of 7 Events

Rank	NOC	Men				Women				Mixed				Total				Rank by Total
		G	S	B	Tot	G	S	B	Tot	G	S	B	Tot	G	S	B	Tot	
1	CHN - People's Republic of China	1			1	2		1	3	1		1	2	4		2	6	1
2	HUN - Hungary	1			1									1			1	=5
2	KOR - Republic of Korea	1			1									1			1	=5
2	NED - Netherlands					1			1					1			1	=5
5	PER - Peru		1		1			1	1						1	1	2	=3
5	THA - Thailand						1	1	2						1	1	2	=3
7	CYP - Cyprus		1		1										1		1	=5
7	EGY - Egypt		1		1										1		1	=5
7	JPN - Japan						1		1						1		1	=5
7	PHI - Philippines						1		1						1		1	=5
7	RSA - South Africa										1		1		1		1	=5
12	GER - Germany			3	3											3	3	2
	Total:	3	3	3	9	3	3	3	9	1	1	1	3	7	7	7	21	

Legend:

= Equal sign indicates that two or more NOCs share the same rank by total **B** Bronze **G** Gold **S** Silver **Tot** Total

Timing and Results provided by Tissot



TWG
2025
CHENGDU



BILLIARDS

Men's Carom Three Cushion



Entry List by Event

As of SAT 9 AUG 2025

NOC	Name	Date of Birth
CHN - People's Republic of China	QIAN Jiale	14 AUG 2008
COL - Colombia	MARTINEZ Luis	10 MAY 1970
CRC - Costa Rica	TELLEZ Erick	7 SEP 1985
EGY - Egypt	SIDHOM Sameh	15 MAR 1987
FRA - France	BURY Jeremy	13 JUN 1981
GER - Germany	HORN Martin	28 JAN 1971
KOR - Republic of Korea	CHO Myungwoo HEO Junghan	18 MAR 1998 25 APR 1977
NED - Netherlands	JASPERS Dick	23 JUL 1965
TUR - Türkiye	TASDEMIR Tayfun	5 NOV 1973
USA - United States of America	PIEDRABUENA Pedro	21 AUG 1970
VIE - Vietnam	TRAN Quyet Chien	25 FEB 1983



Results Summary

As of THU 14 AUG 2025

Match	Name	NOC Code	Result	NOC Code	Name
SUN 10 AUG 2025					
Group A Match #1	HORN Martin	GER	40 - 19	CRC	TELLEZ Erick
Group B Match #4	HEO Junghan	KOR	40 - 35	USA	PIEDRABUENA Pedro
Group C Match #7	BURY Jeremy	FRA	40 - 28	COL	MARTINEZ Luis
Group D Match #10	SIDHOM Sameh	EGY	40 - 8	CHN	QIAN Jiale
Group A Match #2	CHO Myungwoo	KOR	38 - 40	GER	HORN Martin
Group B Match #5	JASPERS Dick	NED	21 - 40	KOR	HEO Junghan
MON 11 AUG 2025					
Group C Match #8	TRAN Quyet Chien	VIE	40 - 40	FRA	BURY Jeremy
Group D Match #11	TASDEMIR Tayfun	TUR	36 - 40	EGY	SIDHOM Sameh
Group A Match #3	CHO Myungwoo	KOR	40 - 40	CRC	TELLEZ Erick
Group B Match #6	JASPERS Dick	NED	30 - 40	USA	PIEDRABUENA Pedro
Group C Match #9	TRAN Quyet Chien	VIE	40 - 38	COL	MARTINEZ Luis
Group D Match #12	TASDEMIR Tayfun	TUR	40 - 17	CHN	QIAN Jiale
TUE 12 AUG 2025					
Quarterfinals Match #13	HEO Junghan	KOR	29 - 40	KOR	CHO Myungwoo
Quarterfinals Match #14	BURY Jeremy	FRA	32 - 40	VIE	TRAN Quyet Chien
Quarterfinals Match #15	HORN Martin	GER	40 - 31	USA	PIEDRABUENA Pedro
Quarterfinals Match #16	TASDEMIR Tayfun	TUR	21 - 40	EGY	SIDHOM Sameh
WED 13 AUG 2025					
Semifinals Match #17	CHO Myungwoo	KOR	40 - 39	VIE	TRAN Quyet Chien
Semifinals Match #18	HORN Martin	GER	32 - 40	EGY	SIDHOM Sameh
Bronze Medal Match	TRAN Quyet Chien	VIE	34 - 40	GER	HORN Martin
THU 14 AUG 2025					
Gold Medal Match	CHO Myungwoo	KOR	40 - 22	EGY	SIDHOM Sameh



Brackets

As of THU 14 AUG 2025

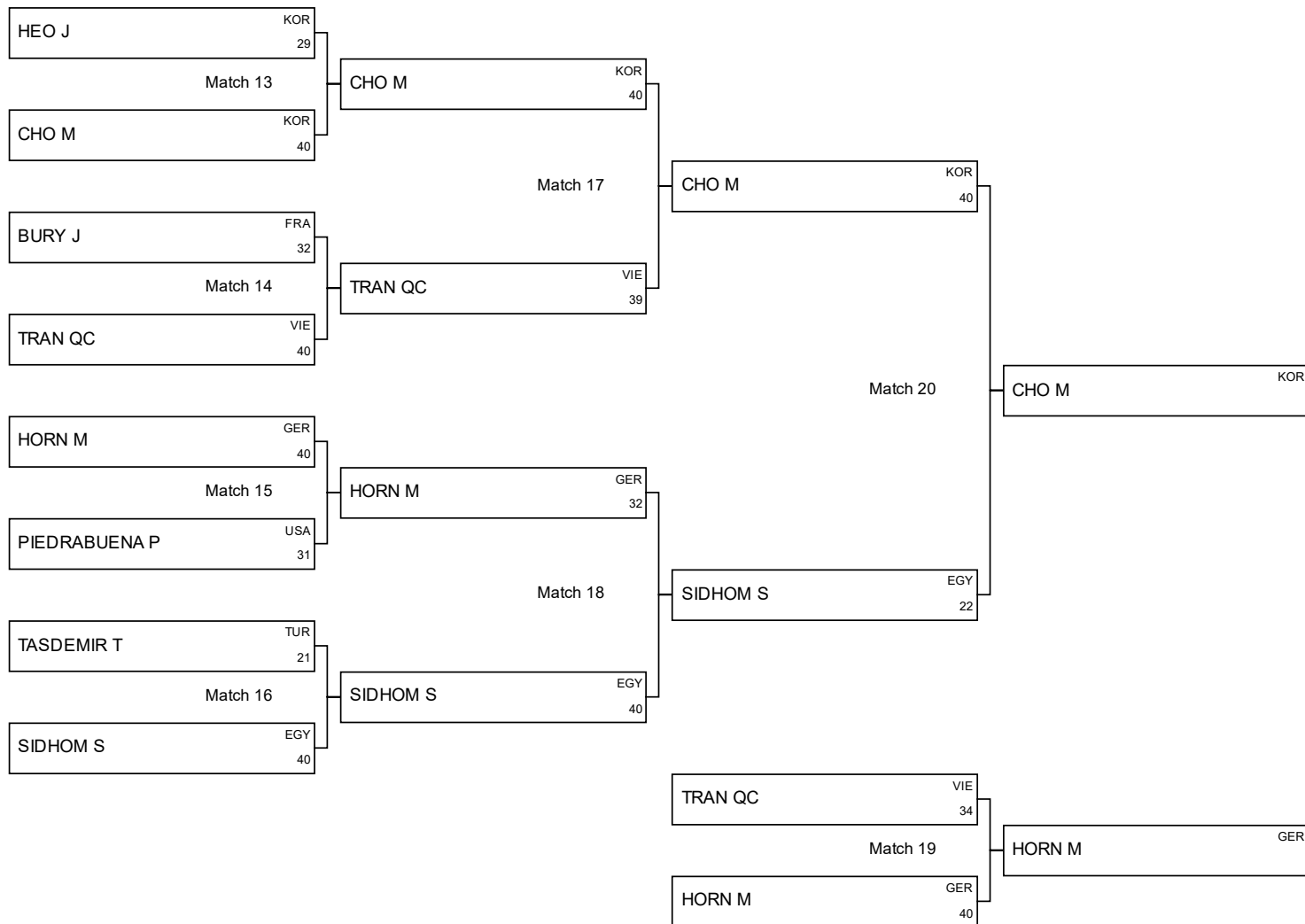
Quarterfinals

Semifinals

Finals

MEDALLISTS

Gold	CHO M	KOR
Silver	SIDHOM S	EGY
Bronze	HORN M	GER





Medallists

As of THU 14 AUG 2025

Medal	Name	NOC
GOLD	CHO Myungwoo	KOR - Republic of Korea
SILVER	SIDHOM Sameh	EGY - Egypt
BRONZE	HORN Martin	GER - Germany



Results

TRAN Quyet Chien (VIE)


vs

HORN Martin (GER)

Name	Points	Winner	Remark
TRAN Quyet Chien	34		
HORN Martin	40	X	

Officials

Name	Function
BREKELMANS Paul (NED)	Referee



Results

CHO Myungwoo (KOR)

vs

SIDHOM Sameh (EGY)

Name	Points	Winner	Remark
CHO Myungwoo	40	X	
SIDHOM Sameh	22		

Officials

Name	Function
DELVAUX Benoni Hubert (BEL)	Referee



Results

CHO Myungwoo (KOR)

vs

TRAN Quyet Chien (VIE)

Name	Points	Winner	Remark
CHO Myungwoo	40	X	
TRAN Quyet Chien	39		

Officials

Name	Function
BREKELMANS Paul (NED)	Referee



Results

HORN Martin (GER)


vs

SIDHOM Sameh (EGY)

Name	Points	Winner	Remark
HORN Martin	32		
SIDHOM Sameh	40	X	

Officials

Name	Function
DELVAUX Benoni Hubert (BEL)	Referee



Results

HEO Junghan (KOR)

vs

CHO Myungwoo (KOR)

Name	Points	Winner	Remark
HEO Junghan	29		
CHO Myungwoo	40	X	

Officials

Name	Function
DELVAUX Benoni Hubert (BEL)	Referee



Results

BURY Jeremy (FRA)

vs

TRAN Quyet Chien (VIE)

Name	Points	Winner	Remark
BURY Jeremy	32		
TRAN Quyet Chien	40	X	

Officials

Name	Function
BREKELMANS Paul (NED)	Referee



Results

HORN Martin (GER)

vs

PIEDRABUENA Pedro (USA)

Name	Points	Winner	Remark
HORN Martin	40	X	
PIEDRABUENA Pedro	31		

Officials

Name	Function
BREKELMANS Paul (NED)	Referee



Results

TASDEMIR Tayfun (TUR)

vs

SIDHOM Sameh (EGY)

Name	Points	Winner	Remark
TASDEMIR Tayfun	21		
SIDHOM Sameh	40	X	

Officials


Name	Function
ANDRES Stefan (GER)	Referee



Start List Summary

As of SUN 10 AUG 2025

Date Time	Match	Name	NOC Code	vs	NOC Code	Name
SUN 10 AUG 2025						
15:30	Match #10	SIDHOM Sameh	EGY	-	CHN	QIAN Jiale
MON 11 AUG 2025						
11:00	Match #11	TASDEMIR Tayfun	TUR	-	EGY	SIDHOM Sameh
20:00	Match #12	TASDEMIR Tayfun	TUR	-	CHN	QIAN Jiale



Results

SIDHOM Sameh (EGY)

vs

QIAN Jiale (CHN)

Name	Points	Winner	Remark
SIDHOM Sameh	40	X	
QIAN Jiale	8		

Officials

Name	Function
BREKELMANS Paul (NED)	Referee



Results

TASDEMIR Tayfun (TUR)

vs

SIDHOM Sameh (EGY)

Name	Points	Winner	Remark
TASDEMIR Tayfun	36		
SIDHOM Sameh	40	X	

Officials

Name	Function
LACOMBE Herve Pierre Lucien (FRA)	Referee



Results

TASDEMIR Tayfun (TUR)

vs

QIAN Jiale (CHN)

Name	Points	Winner	Remark
TASDEMIR Tayfun	40	X	
QIAN Jiale	17		

Officials

Name	Function
BREKELMANS Paul (NED)	Referee



Start List Summary

As of SUN 10 AUG 2025

Date Time	Match	Name	NOC Code	vs	NOC Code	Name
SUN 10 AUG 2025						
13:30	Match #7	BURY Jeremy	FRA	-	COL	MARTINEZ Luis
MON 11 AUG 2025						
09:00	Match #8	TRAN Quyet Chien	VIE	-	FRA	BURY Jeremy
18:00	Match #9	TRAN Quyet Chien	VIE	-	COL	MARTINEZ Luis



Results

BURY Jeremy (FRA)


vs

MARTINEZ Luis (COL)

Name	Points	Winner	Remark
BURY Jeremy	40	X	
MARTINEZ Luis	28		

Officials

Name	Function
ANDRES Stefan (GER)	Referee



Results

TRAN Quyet Chien (VIE)

vs

BURY Jeremy (FRA)

Name	Points	Winner	Remark
TRAN Quyet Chien	40		
BURY Jeremy	40		

Officials

Name	Function
BREKELMANS Paul (NED)	Referee



Results

TRAN Quyet Chien (VIE)

vs

MARTINEZ Luis (COL)

Name	Points	Winner	Remark
TRAN Quyet Chien	40	X	
MARTINEZ Luis	38		

Officials

Name	Function
BREKELMANS Paul (NED)	Referee



Start List Summary

As of SUN 10 AUG 2025

Date Time	Match	Name	NOC Code	vs	NOC Code	Name
SUN 10 AUG 2025						
11:00	Match #4	HEO Junghan	KOR	-	USA	PIEDRABUENA Pedro
20:00	Match #5	JASPERS Dick	NED	-	KOR	HEO Junghan
MON 11 AUG 2025						
15:30	Match #6	JASPERS Dick	NED	-	USA	PIEDRABUENA Pedro



Results

HEO Junghan (KOR)

vs

PIEDRABUENA Pedro (USA)

Name	Points	Winner	Remark
HEO Junghan	40	X	
PIEDRABUENA Pedro	35		

Officials

Name	Function
BREKELMANS Paul (NED)	Referee



Results

JASPERS Dick (NED)

vs

HEO Junghan (KOR)

Name	Points	Winner	Remark
JASPERS Dick	21		
HEO Junghan	40	X	

Officials

Name	Function
DELVAUX Benoni Hubert (BEL)	Referee



Results

JASPERS Dick (NED)

vs

PIEDRABUENA Pedro (USA)

Name	Points	Winner	Remark
JASPERS Dick	30		
PIEDRABUENA Pedro	40	X	

Officials

Name	Function
ANDRES Stefan (GER)	Referee



Start List Summary

As of SUN 10 AUG 2025

Date Time	Match	Name	NOC Code	vs	NOC Code	Name
SUN 10 AUG 2025						
09:00	Match #1	HORN Martin	GER	-	CRC	TELLEZ Erick
18:00	Match #2	CHO Myungwoo	KOR	-	GER	HORN Martin
MON 11 AUG 2025						
13:30	Match #3	CHO Myungwoo	KOR	-	CRC	TELLEZ Erick



Results

HORN Martin (GER)

vs

TELLEZ Erick (CRC)

Name	Points	Winner	Remark
HORN Martin	40	X	
TELLEZ Erick	19		

Officials

Name	Function
LACOMBE Herve Pierre Lucien (FRA)	Referee



Results

CHO Myungwoo (KOR)

vs

HORN Martin (GER)

Name	Points	Winner	Remark
CHO Myungwoo	38		
HORN Martin	40	X	

Officials

Name	Function
ANDRES Stefan (GER)	Referee



Results

CHO Myungwoo (KOR)

vs

TELLEZ Erick (CRC)

Name	Points	Winner	Remark
CHO Myungwoo	40		
TELLEZ Erick	40		

Officials

Name	Function
ANDRES Stefan (GER)	Referee



TWG
2025
CHENGDU



BILLIARDS

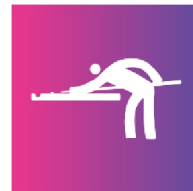
Men's Pool



Entry List by Event

As of SAT 9 AUG 2025

NOC	Name	Date of Birth
CHN - People's Republic of China	DANG Jinhua	11 SEP 1986
	XUE Zhenqi	22 SEP 1990
EST - Estonia	GRABE Denis	22 FEB 1990
GER - Germany	FILLER Joshua	2 OCT 1997
HUN - Hungary	SZOLNOKI Oliver	6 MAY 1997
NZL - New Zealand	MUAULU Lincoln	6 FEB 1992
PER - Peru	MARTINEZ Gerson	26 APR 1995
PHI - Philippines	de LUNA Jeffrey	14 FEB 1984
POL - Poland	MACIOL Daniel	13 OCT 1999
	SZEWCZYK Wojciech	1 SEP 1994
TPE - Chinese Taipei	HSIEH Chia-Chen	18 AUG 1993
	WU Kun-Lin	25 FEB 1995



Results Summary

As of THU 14 AUG 2025

Match	Name	NOC Code	Result			NOC Code	Name
SUN 10 AUG 2025							
Group A Match #1	GRABE Denis	EST	9	-	8	PER	MARTINEZ Gerson
Group B Match #4	WU Kun-Lin	TPE	8	-	9	HUN	SZOLNOKI Oliver
Group C Match #7	MACIOL Daniel	POL	9	-	3	CHN	XUE Zhenqi
Group D Match #10	FILLER Joshua	GER	9	-	5	POL	SZEWCZYK Wojciech
Group A Match #2	GRABE Denis	EST	9	-	3	NZL	MUAULU Lincoln
Group B Match #5	WU Kun-Lin	TPE	9	-	5	PHI	de LUNA Jeffrey
MON 11 AUG 2025							
Group C Match #8	MACIOL Daniel	POL	3	-	9	CHN	DANG Jinhu
Group D Match #11	FILLER Joshua	GER	9	-	5	TPE	HSIEH Chia-Chen
Group A Match #3	MUAULU Lincoln	NZL	2	-	9	PER	MARTINEZ Gerson
Group B Match #6	de LUNA Jeffrey	PHI	8	-	9	HUN	SZOLNOKI Oliver
Group C Match #9	DANG Jinhu	CHN	8	-	9	CHN	XUE Zhenqi
Group D Match #12	HSIEH Chia-Chen	TPE	5	-	9	POL	SZEWCZYK Wojciech
TUE 12 AUG 2025							
Quarterfinals Match #13	FILLER Joshua	GER	9	-	8	POL	MACIOL Daniel
Quarterfinals Match #14	MARTINEZ Gerson	PER	9	-	7	CHN	DANG Jinhu
Quarterfinals Match #15	SZOLNOKI Oliver	HUN	9	-	8	TPE	WU Kun-Lin
Quarterfinals Match #16	SZEWCZYK Wojciech	POL	9	-	6	EST	GRABE Denis
WED 13 AUG 2025							
Semifinals Match #17	FILLER Joshua	GER	7	-	9	PER	MARTINEZ Gerson
Semifinals Match #18	SZOLNOKI Oliver	HUN	9	-	8	POL	SZEWCZYK Wojciech
Bronze Medal Match	FILLER Joshua	GER	9	-	8	POL	SZEWCZYK Wojciech
THU 14 AUG 2025							
Gold Medal Match	MARTINEZ Gerson	PER	7	-	9	HUN	SZOLNOKI Oliver



Brackets

As of THU 14 AUG 2025

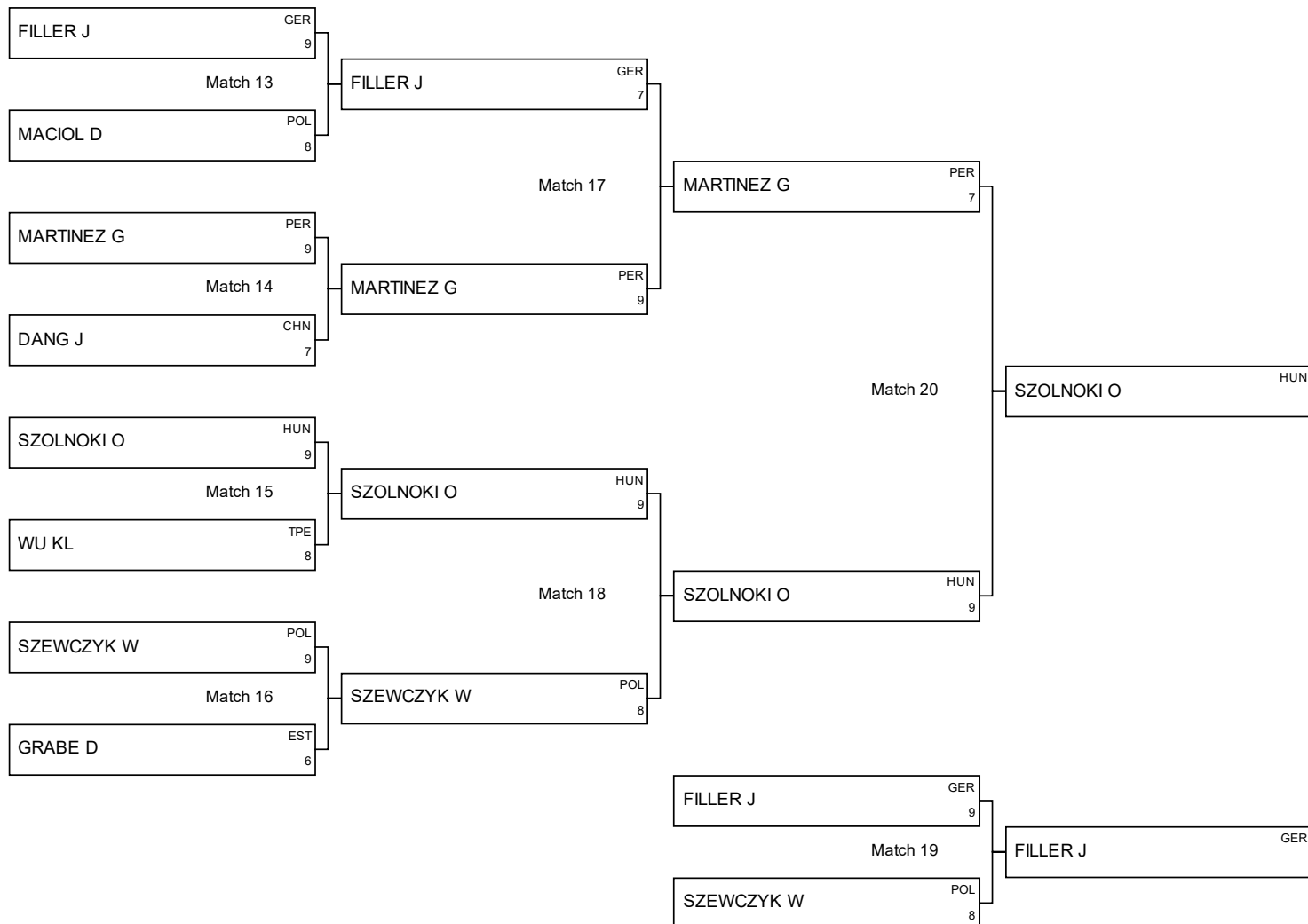
Quarterfinals

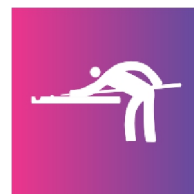
Semifinals

Finals

MEDALLISTS

Gold	SZOLNOKI O	HUN
Silver	MARTINEZ G	PER
Bronze	FILLER J	GER





Medallists

As of THU 14 AUG 2025

Medal	Name	NOC
GOLD	SZOLNOKI Oliver	HUN - Hungary
SILVER	MARTINEZ Gerson	PER - Peru
BRONZE	FILLER Joshua	GER - Germany



Results

FILLER Joshua (GER)

vs

SZEWCZYK Wojciech (POL)

Name	Games	Winner	Remark
FILLER Joshua	9	X	
SZEWCZYK Wojciech	8		

Officials

Name	Function
KANG Yong (CHN)	Referee



Results

MARTINEZ Gerson (PER)

vs

SZOLNOKI Oliver (HUN)

Name	Games	Winner	Remark
MARTINEZ Gerson	7		
SZOLNOKI Oliver	9	X	

Officials

Name	Function
SUN Yue (CHN)	Referee



Results

FILLER Joshua (GER)

vs

MARTINEZ Gerson (PER)

Name	Games	Winner	Remark
FILLER Joshua	7		
MARTINEZ Gerson	9	X	

Officials

Name	Function
QIN Zhenzhen (CHN)	Referee



Results

SZOLNOKI Oliver (HUN)

vs

SZEWCZYK Wojciech (POL)

Name	Games	Winner	Remark
SZOLNOKI Oliver	9	X	
SZEWCZYK Wojciech	8		

Officials

Name	Function
OUYANG Yufu (CHN)	Referee



TUE 12 AUG 2025
Start Time: 11:00

Billiards

Men's Pool

Quarterfinals, Match



Results

FILLER Joshua (GER)


vs

MACIOL Daniel (POL)

Name	Games	Winner	Remark
FILLER Joshua	9	X	
MACIOL Daniel	8		

Officials

Name	Function
OUYANG Yufu (CHN)	Referee



Results

MARTINEZ Gerson (PER)

vs

DANG Jinhui (CHN)

Name	Games	Winner	Remark
MARTINEZ Gerson	9	X	
DANG Jinhui	7		

Officials

Name	Function
KANG Yong (CHN)	Referee



TUE 12 AUG 2025
Start Time: 17:00

Billiards

Men's Pool

Quarterfinals, Match



Results

SZOLNOKI Oliver (HUN)

vs

WU Kun-Lin (TPE)

Name	Games	Winner	Remark
SZOLNOKI Oliver	9	X	
WU Kun-Lin	8		

Officials

Name	Function
LI Jie (CHN)	Referee



Results

SZEWCZYK Wojciech (POL)

vs

GRABE Denis (EST)

Name	Games	Winner	Remark
SZEWCZYK Wojciech	9	X	
GRABE Denis	6		

Officials

Name	Function
SUN Yue (CHN)	Referee



Start List Summary

As of SUN 10 AUG 2025

Date Time	Match	Name	NOC Code	vs	NOC Code	Name
SUN 10 AUG 2025						
15:30	Match #10	FILLER Joshua	GER	-	POL	SZEWCZYK Wojciech
MON 11 AUG 2025						
11:00	Match #11	FILLER Joshua	GER	-	TPE	HSIEH Chia-Chen
20:00	Match #12	HSIEH Chia-Chen	TPE	-	POL	SZEWCZYK Wojciech



Results

FILLER Joshua (GER)

vs

SZEWCZYK Wojciech (POL)

Name	Games	Winner	Remark
FILLER Joshua	9	X	
SZEWCZYK Wojciech	5		

Officials

Name	Function
LIU Yang (CHN)	Referee



Results

FILLER Joshua (GER)

vs

HSIEH Chia-Chen (TPE)

Name	Games	Winner	Remark
FILLER Joshua	9	X	
HSIEH Chia-Chen	5		

Officials

Name	Function
KANG Yong (CHN)	Referee



Results

HSIEH Chia-Chen (TPE)

vs

SZEWCZYK Wojciech (POL)

Name	Games	Winner	Remark
HSIEH Chia-Chen	5		
SZEWCZYK Wojciech	9	X	

Officials

Name	Function
KANG Yong (CHN)	Referee



Start List Summary

As of SUN 10 AUG 2025

Date Time	Match	Name	NOC Code	vs	NOC Code	Name
SUN 10 AUG 2025						
13:30	Match #7	MACIOL Daniel	POL	-	CHN	XUE Zhenqi
MON 11 AUG 2025						
09:00	Match #8	MACIOL Daniel	POL	-	CHN	DANG Jinhu
18:00	Match #9	DANG Jinhu	CHN	-	CHN	XUE Zhenqi



Results

MACIOL Daniel (POL)

vs

XUE Zhenqi (CHN)

Name	Games	Winner	Remark
MACIOL Daniel	9	X	
XUE Zhenqi	3		

Officials

Name	Function
KANG Yong (CHN)	Referee



Results

MACIOL Daniel (POL)

vs

DANG Jinhua (CHN)

Name	Games	Winner	Remark
MACIOL Daniel	3		
DANG Jinhua	9	X	

Officials

Name	Function
LIU Yang (CHN)	Referee



MON 11 AUG 2025
Start Time: 18:00

Billiards
Men's Pool
Group C, Match



Results

DANG Jinhua (CHN)

vs

XUE Zhenqi (CHN)

Name	Games	Winner	Remark
DANG Jinhua	8		
XUE Zhenqi	9	X	

Officials

Name	Function
LIU Yang (CHN)	Referee



Start List Summary

As of SUN 10 AUG 2025

Date Time	Match	Name	NOC Code	vs	NOC Code	Name
SUN 10 AUG 2025						
11:00	Match #4	WU Kun-Lin	TPE	-	HUN	SZOLNOKI Oliver
20:00	Match #5	WU Kun-Lin	TPE	-	PHI	de LUNA Jeffrey
MON 11 AUG 2025						
15:30	Match #6	de LUNA Jeffrey	PHI	-	HUN	SZOLNOKI Oliver



Results

WU Kun-Lin (TPE)

vs

SZOLNOKI Oliver (HUN)

Name	Games	Winner	Remark
WU Kun-Lin	8		
SZOLNOKI Oliver	9	X	

Officials

Name	Function
QIN Zhenzhen (CHN)	Referee



Results

WU Kun-Lin (TPE)

vs

de LUNA Jeffrey (PHI)

Name	Games	Winner	Remark
WU Kun-Lin	9	X	
de LUNA Jeffrey	5		

Officials

Name	Function
QIN Zhenzhen (CHN)	Referee



Results

de LUNA Jeffrey (PHI)

vs

SZOLNOKI Oliver (HUN)

Name	Games	Winner	Remark
de LUNA Jeffrey	8		
SZOLNOKI Oliver	9	X	

Officials

Name	Function
SUN Yue (CHN)	Referee



Start List Summary

As of SUN 10 AUG 2025

Date Time	Match	Name	NOC Code	vs	NOC Code	Name
SUN 10 AUG 2025						
09:00	Match #1	GRABE Denis	EST	-	PER	MARTINEZ Gerson
18:00	Match #2	GRABE Denis	EST	-	NZL	MUAULU Lincoln
MON 11 AUG 2025						
13:30	Match #3	MUAULU Lincoln	NZL	-	PER	MARTINEZ Gerson



Results

GRABE Denis (EST)

vs

MARTINEZ Gerson (PER)

Name	Games	Winner	Remark
GRABE Denis	9	X	
MARTINEZ Gerson	8		

Officials

Name	Function
SUN Yue (CHN)	Referee



Results

GRABE Denis (EST)

vs

MUAULU Lincoln (NZL)

Name	Games	Winner	Remark
GRABE Denis	9	X	
MUAULU Lincoln	3		

Officials

Name	Function
SUN Yue (CHN)	Referee



Results

MUAULU Lincoln (NZL)

vs

MARTINEZ Gerson (PER)

Name	Games	Winner	Remark
MUAULU Lincoln	2		
MARTINEZ Gerson	9	X	

Officials

Name	Function
QIN Zhenzhen (CHN)	Referee



TWG
2025
CHENGDU



BILLIARDS

Men's Snooker



Entry List by Event

As of SAT 9 AUG 2025

NOC	Name	Date of Birth
CHN - People's Republic of China	LIANG Xiaolong	12 MAY 2001
	XIAO Guodong	10 FEB 1989
CYP - Cyprus	GEORGIOU Michael	18 JAN 1988
GBR - Great Britain	COSKER Zac	26 OCT 2005
	HILL Darryl	30 APR 1996
GER - Germany	WIDAU Alexander	10 SEP 2003
IND - India	CHAWLA Kamal	22 JUL 1979
	KOTHARI Sourav	16 NOV 1984
IRI - Islamic Republic of Iran	GHARAHGOZLOU Ali	23 NOV 1993
PAK - Pakistan	ASIF Muhammad	17 MAR 1982
POL - Poland	MILEWSKI Sebastian	8 NOV 2006
QAT - Qatar	ALOBIDLI Ali	2 MAR 1992



Results Summary

As of THU 14 AUG 2025

Match	Name	NOC Code	Result			NOC Code	Name
SUN 10 AUG 2025							
Group A Match #1	XIAO Guodong	CHN	2	-	0	IRI	GHARAHGOZLOU Ali
Group B Match #4	LIANG Xiaolong	CHN	0	-	2	PAK	ASIF Muhammad
Group C Match #7	KOTHARI Sourav	IND	2	-	0	GBR	COSKER Zac
Group D Match #10	CHAWLA Kamal	IND	0	-	2	QAT	ALOBADLI Ali
Group A Match #2	XIAO Guodong	CHN	1	-	2	POL	MILEWSKI Sebastian
Group B Match #5	LIANG Xiaolong	CHN	0	-	2	GER	WIDAU Alexander
MON 11 AUG 2025							
Group C Match #8	KOTHARI Sourav	IND	1	-	2	GBR	HILL Darryl
Group D Match #11	GEORGIOU Michael	CYP	1	-	2	QAT	ALOBADLI Ali
Group A Match #3	MILEWSKI Sebastian	POL	2	-	0	IRI	GHARAHGOZLOU Ali
Group B Match #6	WIDAU Alexander	GER	1	-	2	PAK	ASIF Muhammad
Group C Match #9	HILL Darryl	GBR	0	-	2	GBR	COSKER Zac
Group D Match #12	CHAWLA Kamal	IND	1	-	2	CYP	GEORGIOU Michael
TUE 12 AUG 2025							
Quarterfinals Match #13	ASIF Muhammad	PAK	2	-	0	GBR	COSKER Zac
Quarterfinals Match #14	XIAO Guodong	CHN	2	-	0	IND	KOTHARI Sourav
Quarterfinals Match #15	ALOBADLI Ali	QAT	0	-	2	GER	WIDAU Alexander
Quarterfinals Match #16	GEORGIOU Michael	CYP	2	-	0	POL	MILEWSKI Sebastian
WED 13 AUG 2025							
Semifinals Match #17	ASIF Muhammad	PAK	0	-	2	CHN	XIAO Guodong
Semifinals Match #18	WIDAU Alexander	GER	1	-	2	CYP	GEORGIOU Michael
Bronze Medal Match	ASIF Muhammad	PAK	1	-	2	GER	WIDAU Alexander
THU 14 AUG 2025							
Gold Medal Match	XIAO Guodong	CHN	2	-	1	CYP	GEORGIOU Michael



Brackets

As of THU 14 AUG 2025

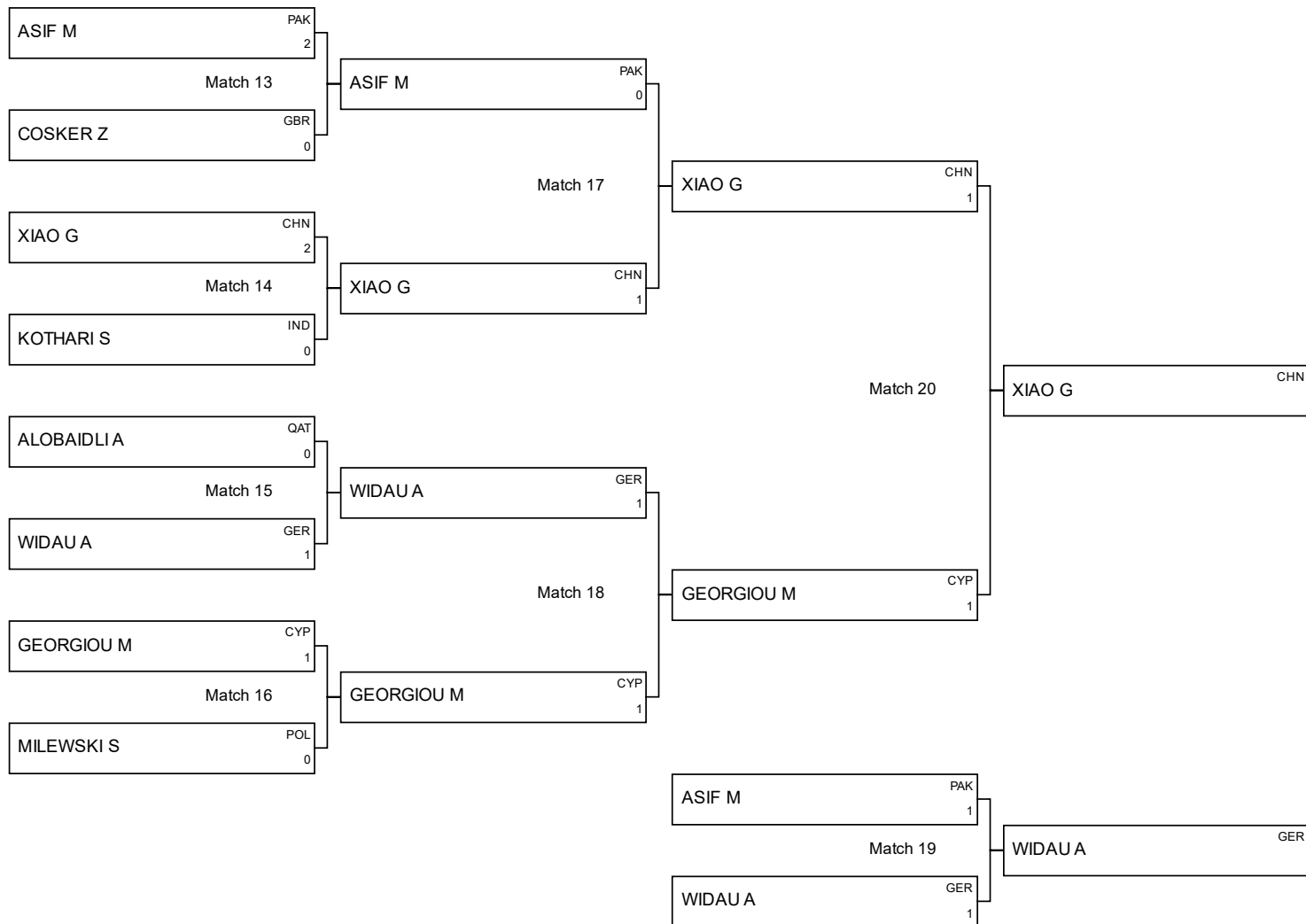
Quarterfinals


Semifinals

Finals

MEDALLISTS

Gold	XIAO G	CHN
Silver	GEORGIU M	CYP
Bronze	WIDAU A	GER





Medallists

As of THU 14 AUG 2025

Medal	Name	NOC
GOLD	XIAO Guodong	CHN - People's Republic of China
SILVER	GEORGIOU Michael	CYP - Cyprus
BRONZE	WIDAU Alexander	GER - Germany



Results

ASIF Muhammad (PAK)

vs

WIDAU Alexander (GER)

Name	Frames	Winner	Remark
ASIF Muhammad	1		
WIDAU Alexander	2	X	

Officials

Name	Function
LYU Zhiwei (CHN)	Referee



Results

XIAO Guodong (CHN)

vs

GEORGIU Michael (CYP)

Name	Frames	Winner	Remark
XIAO Guodong	2	X	
GEORGIU Michael	1		

Officials

Name	Function
LI An (CHN)	Referee



Results

ASIF Muhammad (PAK)

vs

XIAO Guodong (CHN)

Name	Frames	Winner	Remark
ASIF Muhammad	0		
XIAO Guodong	2	X	

Officials

Name	Function
ZHENG Weili (CHN)	Referee



Results

WIDAU Alexander (GER)


vs

GEORGIU Michael (CYP)

Name	Frames	Winner	Remark
WIDAU Alexander	1		
GEORGIU Michael	2	X	

Officials

Name	Function
WANG Haitao (CHN)	Referee



Results

ASIF Muhammad (PAK)

vs

COSKER Zac (GBR)

Name	Frames	Winner	Remark
ASIF Muhammad	2	X	
COSKER Zac	0		

Officials

Name	Function
LYU Zhiwei (CHN)	Referee



Results

XIAO Guodong (CHN)

vs

KOTHARI Sourav (IND)

Name	Frames	Winner	Remark
XIAO Guodong	2	X	
KOTHARI Sourav	0		

Officials

Name	Function
WANG Haitao (CHN)	Referee



Results

ALOBAILDI Ali (QAT)


vs

WIDAU Alexander (GER)

Name	Frames	Winner	Remark
ALOBAILDI Ali	0		
WIDAU Alexander	2	X	

Officials

Name	Function
LI An (CHN)	Referee



Results

GEORGIU Michael (CYP)

vs

MILEWSKI Sebastian (POL)

Name	Frames	Winner	Remark
GEORGIU Michael	2	X	
MILEWSKI Sebastian	0		

Officials

Name	Function
WANG Haitao (CHN)	Referee



Start List Summary

As of SUN 10 AUG 2025

Date Time	Match	Name	NOC Code	vs	NOC Code	Name
SUN 10 AUG 2025						
15:30	Match #10	CHAWLA Kamal	IND	-	QAT	ALOBIDLI Ali
MON 11 AUG 2025						
11:00	Match #11	CHAWLA Kamal	IND	-	CYP	GEORGIOU Michael
20:00	Match #12	GEORGIOU Michael	CYP	-	QAT	ALOBIDLI Ali



Results

CHAWLA Kamal (IND)

vs

ALOBAILDI Ali (QAT)

Name	Frames	Winner	Remark
CHAWLA Kamal	0		
ALOBAILDI Ali	2	X	

Officials

Name	Function
ZHU Ying (CHN)	Referee



Results

GEORGIU Michael (CYP)

vs

ALOBAILI Ali (QAT)

Name	Frames	Winner	Remark
GEORGIU Michael	1		
ALOBAILI Ali	2	X	

Officials

Name	Function
LI An (CHN)	Referee



Results

CHAWLA Kamal (IND)

vs

GEORGIU Michael (CYP)

Name	Frames	Winner	Remark
CHAWLA Kamal	1		
GEORGIU Michael	2	X	

Officials

Name	Function
ZHU Ying (CHN)	Referee



Start List Summary

As of SUN 10 AUG 2025

Date Time	Match	Name	NOC Code	vs	NOC Code	Name
SUN 10 AUG 2025						
13:30	Match #7	KOTHARI Sourav	IND	-	GBR	COSKER Zac
MON 11 AUG 2025						
09:00	Match #8	KOTHARI Sourav	IND	-	GBR	HILL Darryl
18:00	Match #9	HILL Darryl	GBR	-	GBR	COSKER Zac



Results

KOTHARI Sourav (IND)

vs

COSKER Zac (GBR)

Name	Frames	Winner	Remark
KOTHARI Sourav	2	X	
COSKER Zac	0		

Officials

Name	Function
ZHENG Weili (CHN)	Referee



Results

KOTHARI Sourav (IND)

vs

HILL Darryl (GBR)

Name	Frames	Winner	Remark
KOTHARI Sourav	1		
HILL Darryl	2	X	

Officials

Name	Function
LYU Zhiwei (CHN)	Referee



Results

HILL Darryl (GBR)

vs

COSKER Zac (GBR)

Name	Frames	Winner	Remark
HILL Darryl	0		
COSKER Zac	2	X	

Officials

Name	Function
LYU Zhiwei (CHN)	Referee



Start List Summary

As of SUN 10 AUG 2025

Date Time	Match	Name	NOC Code	vs	NOC Code	Name
SUN 10 AUG 2025						
11:00	Match #4	LIANG Xiaolong	CHN	-	PAK	ASIF Muhammad
20:00	Match #5	LIANG Xiaolong	CHN	-	GER	WIDAU Alexander
MON 11 AUG 2025						
15:30	Match #6	WIDAU Alexander	GER	-	PAK	ASIF Muhammad



Results

LIANG Xiaolong (CHN)

vs

ASIF Muhammad (PAK)

Name	Frames	Winner	Remark
LIANG Xiaolong	0		
ASIF Muhammad	2	X	

Officials

Name	Function
LYU Zhiwei (CHN)	Referee



Results

LIANG Xiaolong (CHN)

vs

WIDAU Alexander (GER)

Name	Frames	Winner	Remark
LIANG Xiaolong	0		
WIDAU Alexander	2	X	

Officials

Name	Function
WANG Haitao (CHN)	Referee



Results

WIDAU Alexander (GER)

vs

ASIF Muhammad (PAK)

Name	Frames	Winner	Remark
WIDAU Alexander	1		
ASIF Muhammad	2	X	

Officials

Name	Function
ZHENG Weili (CHN)	Referee



Start List Summary

As of SUN 10 AUG 2025

Date Time	Match	Name	NOC Code	vs	NOC Code	Name
SUN 10 AUG 2025						
09:00	Match #1	XIAO Guodong	CHN	-	IRI	GHARAHGOZLOU Ali
18:00	Match #2	XIAO Guodong	CHN	-	POL	MILEWSKI Sebastian
MON 11 AUG 2025						
13:30	Match #3	MILEWSKI Sebastian	POL	-	IRI	GHARAHGOZLOU Ali



Results

XIAO Guodong (CHN)

vs

GHARAHGOZLOU Ali (IRI)

Name	Frames	Winner	Remark
XIAO Guodong	2	X	
GHARAHGOZLOU Ali	0		

Officials

Name	Function
LI An (CHN)	Referee



Results

XIAO Guodong (CHN)

vs

MILEWSKI Sebastian (POL)

Name	Frames	Winner	Remark
XIAO Guodong	1		
MILEWSKI Sebastian	2	X	

Officials

Name	Function
LI An (CHN)	Referee



Results

MILEWSKI Sebastian (POL)

vs

GHARAHGOZLOU Ali (IRI)

Name	Frames	Winner	Remark
MILEWSKI Sebastian	2	X	
GHARAHGOZLOU Ali	0		

Officials

Name	Function
WANG Haitao (CHN)	Referee



TWG
2025
CHENGDU



BILLIARDS

Women's Carom Three Cushion



Entry List by Event

As of SAT 9 AUG 2025


NOC	Name	Date of Birth
COL - Colombia	LALINDE Claudia	28 AUG 1970
DEN - Denmark	SORENSEN Charlotte	9 SEP 1982
JPN - Japan	MIYASHITA Ayaka	25 AUG 1981
NED - Netherlands	JETTEN Karina KLOMPENHOUWER Therese	5 OCT 1971 3 JAN 1983
PER - Peru	PEREZ Jackeline	18 APR 1980
TUR - Türkiye	DEGENER Gulsen	25 OCT 1968
VIE - Vietnam	PHUNG Kien Tuong	2 NOV 1979



Results Summary

As of WED 13 AUG 2025

Match	Name	NOC Code	Result	NOC Code	Name
SUN 10 AUG 2025					
Group A Match #1	SORENSEN Charlotte	DEN	25 - 20	VIE	PHUNG Kien Tuong
Group A Match #2	PEREZ Jackeline	PER	24 - 25	COL	LALINDE Claudia
Group B Match #7	KLOMPENHOUWER Therese	NED	25 - 11	NED	JETTEN Karina
Group B Match #8	MIYASHITA Ayaka	JPN	25 - 20	TUR	DEGENER Gulsen
Group A Match #3	SORENSEN Charlotte	DEN	25 - 22	COL	LALINDE Claudia
Group A Match #4	PEREZ Jackeline	PER	25 - 23	VIE	PHUNG Kien Tuong
MON 11 AUG 2025					
Group B Match #9	KLOMPENHOUWER Therese	NED	25 - 6	JPN	MIYASHITA Ayaka
Group B Match #10	JETTEN Karina	NED	10 - 25	TUR	DEGENER Gulsen
Group A Match #5	SORENSEN Charlotte	DEN	16 - 25	PER	PEREZ Jackeline
Group A Match #6	LALINDE Claudia	COL	17 - 25	VIE	PHUNG Kien Tuong
Group B Match #11	KLOMPENHOUWER Therese	NED	25 - 18	TUR	DEGENER Gulsen
Group B Match #12	JETTEN Karina	NED	23 - 25	JPN	MIYASHITA Ayaka
TUE 12 AUG 2025					
Semifinals Match #13	KLOMPENHOUWER Therese	NED	25 - 3	DEN	SORENSEN Charlotte
Semifinals Match #14	MIYASHITA Ayaka	JPN	25 - 17	PER	PEREZ Jackeline
Bronze Medal Match	SORENSEN Charlotte	DEN	24 - 25	PER	PEREZ Jackeline
WED 13 AUG 2025					
Gold Medal Match	KLOMPENHOUWER Therese	NED	25 - 12	JPN	MIYASHITA Ayaka



Brackets

As of WED 13 AUG 2025

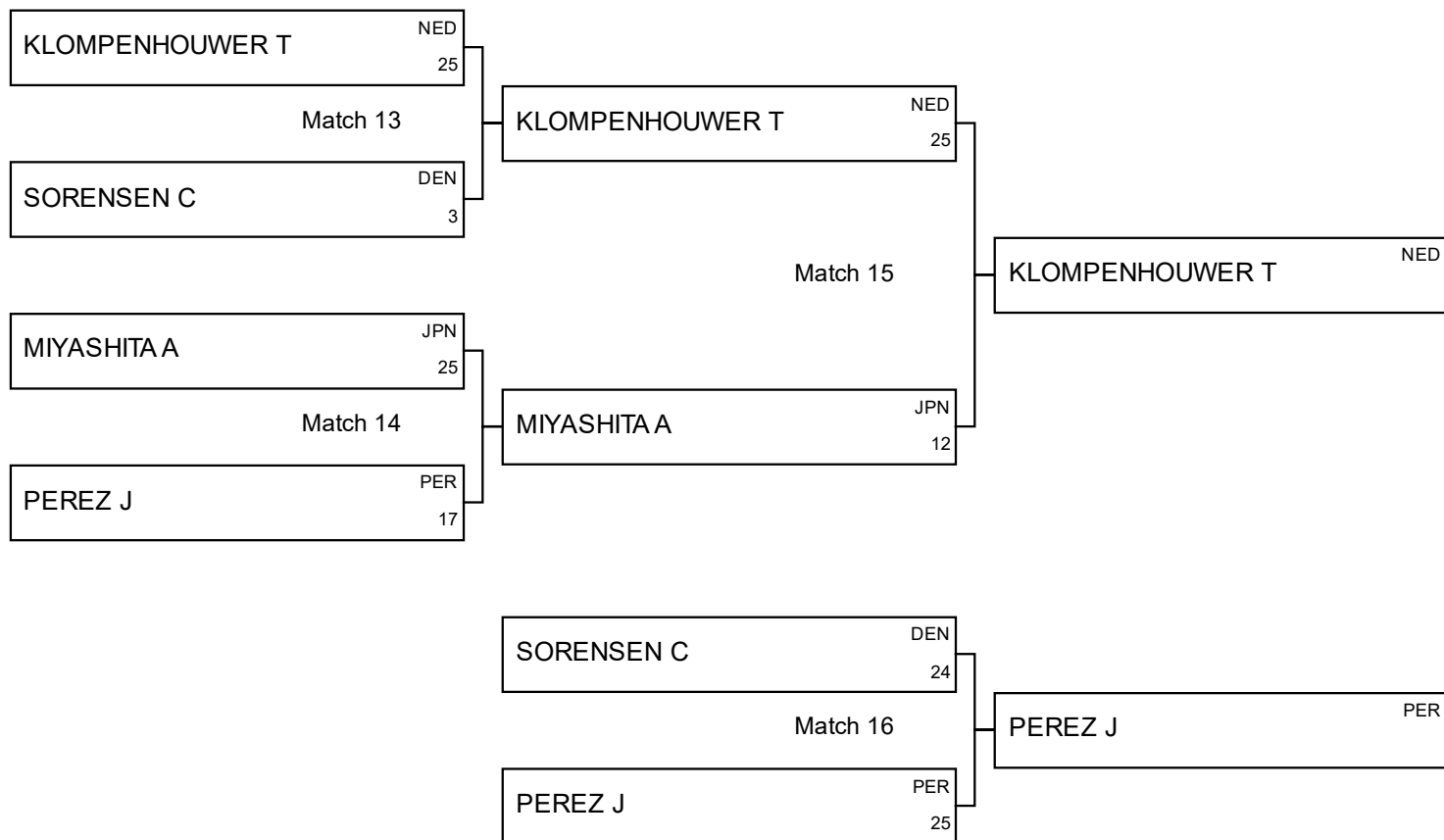
Semifinals


Finals

MEDALLISTS

Bronze PEREZ J

PER





Medallists

As of WED 13 AUG 2025

Medal	Name	NOC
GOLD	KLOMPENHOUWER Therese	NED - Netherlands
SILVER	MIYASHITA Ayaka	JPN - Japan
BRONZE	PEREZ Jackeline	PER - Peru



Results

SORENSEN Charlotte (DEN)

vs

PEREZ Jackeline (PER)

Name	Points	Winner	Remark
SORENSEN Charlotte	24		
PEREZ Jackeline	25	X	

Officials

Name	Function
LACOMBE Herve Pierre Lucien (FRA)	Referee



Results

KLOMPENHOUWER Therese (NED)

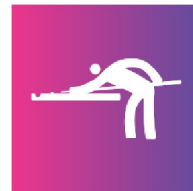
vs

MIYASHITA Ayaka (JPN)

Name	Points	Winner	Remark
KLOMPENHOUWER Therese	25	X	
MIYASHITA Ayaka	12		

Officials

Name	Function
LACOMBE Herve Pierre Lucien (FRA)	Referee



Results

KLOMPENHOUWER Therese (NED)

vs

SORENSEN Charlotte (DEN)

Name	Points	Winner	Remark
KLOMPENHOUWER Therese	25	X	
SORENSEN Charlotte	3		

Officials

Name	Function
DELVAUX Benoni Hubert (BEL)	Referee



Results

MIYASHITA Ayaka (JPN)

vs

PEREZ Jackeline (PER)

Name	Points	Winner	Remark
MIYASHITA Ayaka	25	X	
PEREZ Jackeline	17		

Officials

Name	Function
BREKELMANS Paul (NED)	Referee



Start List Summary

As of SUN 10 AUG 2025

Date Time	Match	Name	NOC Code	vs	NOC Code	Name
SUN 10 AUG 2025						
13:30	Match #7	KLOMPENHOUWER Therese	NED	-	NED	JETTEN Karina
15:30	Match #8	MIYASHITA Ayaka	JPN	-	TUR	DEGENER Gulsen
MON 11 AUG 2025						
09:00	Match #9	KLOMPENHOUWER Therese	NED	-	JPN	MIYASHITA Ayaka
11:00	Match #10	JETTEN Karina	NED	-	TUR	DEGENER Gulsen
18:00	Match #11	KLOMPENHOUWER Therese	NED	-	TUR	DEGENER Gulsen
20:00	Match #12	JETTEN Karina	NED	-	JPN	MIYASHITA Ayaka



Results

KLOMPENHOUWER Therese (NED)

vs

JETTEN Karina (NED)

Name	Points	Winner	Remark
KLOMPENHOUWER Therese	25	X	
JETTEN Karina	11		

Officials

Name	Function
LACOMBE Herve Pierre Lucien (FRA)	Referee



Results

MIYASHITA Ayaka (JPN)

vs

DEGENER Gulsen (TUR)

Name	Points	Winner	Remark
MIYASHITA Ayaka	25	X	
DEGENER Gulsen	20		

Officials

Name	Function
DELVAUX Benoni Hubert (BEL)	Referee



Results

KLOMPENHOUWER Therese (NED)

vs

MIYASHITA Ayaka (JPN)

Name	Points	Winner	Remark
KLOMPENHOUWER Therese	25	X	
MIYASHITA Ayaka	6		

Officials

Name	Function
LACOMBE Herve Pierre Lucien (FRA)	Referee



Results

JETTEN Karina (NED)


vs

DEGENER Gulsen (TUR)

Name	Points	Winner	Remark
JETTEN Karina	10		
DEGENER Gulsen	25	X	

Officials

Name	Function
DELVAUX Benoni Hubert (BEL)	Referee



Results

KLOMPENHOUWER Therese (NED)

vs

DEGENER Gulsen (TUR)

Name	Points	Winner	Remark
KLOMPENHOUWER Therese	25	X	
DEGENER Gulsen	18		

Officials

Name	Function
DELVAUX Benoni Hubert (BEL)	Referee



Results

JETTEN Karina (NED)

vs

MIYASHITA Ayaka (JPN)

Name	Points	Winner	Remark
JETTEN Karina	23		
MIYASHITA Ayaka	25	X	

Officials

Name	Function
DELVAUX Benoni Hubert (BEL)	Referee



Start List Summary

As of SUN 10 AUG 2025

Date Time	Match	Name	NOC Code	vs	NOC Code	Name
SUN 10 AUG 2025						
09:00	Match #1	SORENSEN Charlotte	DEN	-	VIE	PHUNG Kien Tuong
11:00	Match #2	PEREZ Jackeline	PER	-	COL	LALINDE Claudia
18:00	Match #3	SORENSEN Charlotte	DEN	-	COL	LALINDE Claudia
20:00	Match #4	PEREZ Jackeline	PER	-	VIE	PHUNG Kien Tuong
MON 11 AUG 2025						
13:30	Match #5	SORENSEN Charlotte	DEN	-	PER	PEREZ Jackeline
15:30	Match #6	LALINDE Claudia	COL	-	VIE	PHUNG Kien Tuong



Results

SORENSEN Charlotte (DEN)

vs

PHUNG Kien Tuong (VIE)

Name	Points	Winner	Remark
SORENSEN Charlotte	25	X	
PHUNG Kien Tuong	20		

Officials

Name	Function
DELVAUX Benoni Hubert (BEL)	Referee



Results

PEREZ Jackeline (PER)

vs

LALINDE Claudia (COL)

Name	Points	Winner	Remark
PEREZ Jackeline	24		
LALINDE Claudia	25	X	

Officials

Name	Function
ANDRES Stefan (GER)	Referee



Results

SORENSEN Charlotte (DEN)

vs

LALINDE Claudia (COL)

Name	Points	Winner	Remark
SORENSEN Charlotte	25	X	
LALINDE Claudia	22		

Officials

Name	Function
LACOMBE Herve Pierre Lucien (FRA)	Referee



Results

PEREZ Jackeline (PER)

vs

PHUNG Kien Tuong (VIE)

Name	Points	Winner	Remark
PEREZ Jackeline	25	X	
PHUNG Kien Tuong	23		

Officials

Name	Function
BREKELMANS Paul (NED)	Referee



Results

SORENSEN Charlotte (DEN)

vs

PEREZ Jackeline (PER)

Name	Points	Winner	Remark
SORENSEN Charlotte	16		
PEREZ Jackeline	25	X	

Officials

Name	Function
BREKELMANS Paul (NED)	Referee



Results

LALINDE Claudia (COL)

vs

PHUNG Kien Tuong (VIE)

Name	Points	Winner	Remark
LALINDE Claudia	17		
PHUNG Kien Tuong	25	X	

Officials

Name	Function
DELVAUX Benoni Hubert (BEL)	Referee



TWG
2025
CHENGDU



BILLIARDS

Women's Pool



Entry List by Event

As of SAT 9 AUG 2025

NOC	Name	Date of Birth
AIN - AIN	TKACH Kristina	19 JAN 1999
ARG - Argentina	AYALA Soledad	18 JAN 1992
AUS - Australia	HUNG Meng-Hsia	31 AUG 1983
CAN - Canada	BRYANT Brittany	8 MAY 1991
CHN - People's Republic of China	HAN Yu LIU Shasha	10 FEB 1992 26 JUL 1993
ESP - Spain	ROPERO Mayte	13 MAR 1990
GER - Germany	FILLER Pia KAPLAN Ina	7 JUN 1998 14 MAY 1987
PHI - Philippines	AMIT Rubilen CENTENO Chezka	3 OCT 1981 30 JUN 1999
USA - United States of America	EASTON Savannah	8 FEB 2010



Results Summary

As of WED 13 AUG 2025

Match	Name	NOC Code	Result			NOC Code	Name
SUN 10 AUG 2025							
Group A Match #1	TKACH Kristina	AIN	5	-	7	GER	KAPLAN Ina
Group B Match #4	FILLER Pia	GER	7	-	4	PHI	AMIT Rubilen
Group C Match #7	CENTENO Chezka	PHI	7	-	2	USA	EASTON Savannah
Group D Match #10	HUNG Meng-Hsia	AUS	7	-	4	ARG	AYALA Soledad
Group A Match #2	TKACH Kristina	AIN	7	-	6	ESP	ROPERO Mayte
Group B Match #5	FILLER Pia	GER	5	-	7	CHN	LIU Shasha
MON 11 AUG 2025							
Group C Match #8	CENTENO Chezka	PHI	6	-	7	CHN	HAN Yu
Group D Match #11	HUNG Meng-Hsia	AUS	7	-	5	CAN	BRYANT Brittany
Group A Match #3	ROPERO Mayte	ESP	7	-	4	GER	KAPLAN Ina
Group B Match #6	LIU Shasha	CHN	7	-	4	PHI	AMIT Rubilen
Group C Match #9	HAN Yu	CHN	7	-	6	USA	EASTON Savannah
Group D Match #12	BRYANT Brittany	CAN	6	-	7	ARG	AYALA Soledad
TUE 12 AUG 2025							
Quarterfinals Match #13	LIU Shasha	CHN	7	-	4	ARG	AYALA Soledad
Quarterfinals Match #14	CENTENO Chezka	PHI	7	-	2	ESP	ROPERO Mayte
Quarterfinals Match #15	HAN Yu	CHN	7	-	5	GER	FILLER Pia
Quarterfinals Match #16	KAPLAN Ina	GER	7	-	3	AUS	HUNG Meng-Hsia
WED 13 AUG 2025							
Semifinals Match #17	LIU Shasha	CHN	4	-	7	PHI	CENTENO Chezka
Semifinals Match #18	HAN Yu	CHN	7	-	3	GER	KAPLAN Ina
Bronze Medal Match	LIU Shasha	CHN	7	-	6	GER	KAPLAN Ina
Gold Medal Match	CENTENO Chezka	PHI	6	-	7	CHN	HAN Yu



Brackets

As of WED 13 AUG 2025

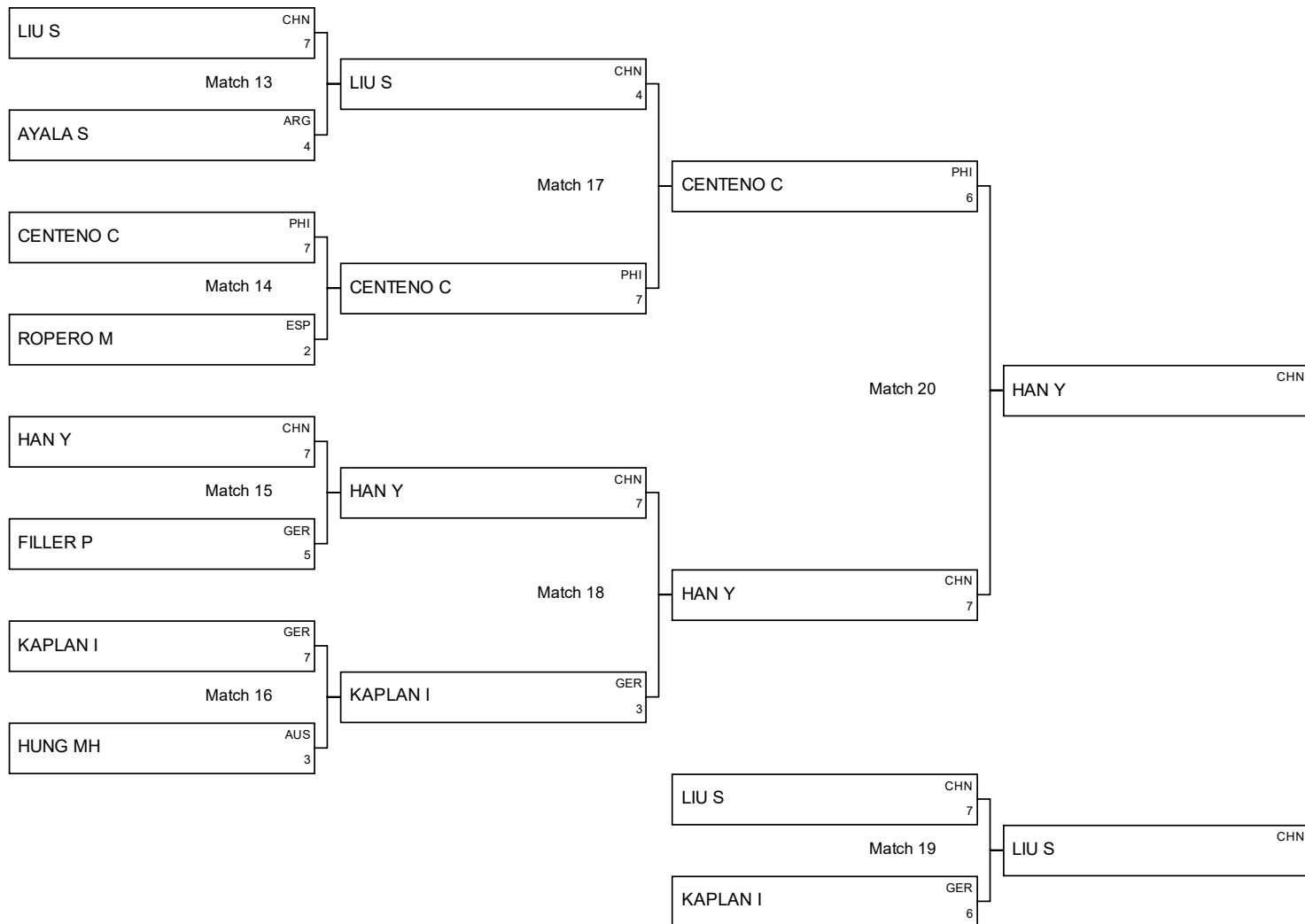
Quarterfinals


Semifinals

Finals

MEDALLISTS

Gold	HAN Y	CHN
Silver	CENTENO C	PHI
Bronze	LIU S	CHN





Medallists

As of WED 13 AUG 2025

Medal	Name	NOC
GOLD	HAN Yu	CHN - People's Republic of China
SILVER	CENTENO Chezka	PHI - Philippines
BRONZE	LIU Shasha	CHN - People's Republic of China



Results

LIU Shasha (CHN)

vs

KAPLAN Ina (GER)

Name	Games	Winner	Remark
LIU Shasha	7	X	
KAPLAN Ina	6		

Officials

Name	Function
LI Jie (CHN)	Referee



Results

CENTENO Chezka (PHI)


vs

HAN Yu (CHN)

Name	Games	Winner	Remark
CENTENO Chezka	6		
HAN Yu	7	X	

Officials

Name	Function
LIU Yang (CHN)	Referee



Results

LIU Shasha (CHN)

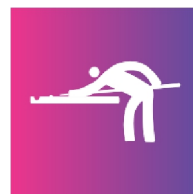
vs

CENTENO Chezka (PHI)

Name	Games	Winner	Remark
LIU Shasha	4		
CENTENO Chezka	7	X	

Officials

Name	Function
LI Jie (CHN)	Referee



Results

HAN Yu (CHN)


vs

KAPLAN Ina (GER)

Name	Games	Winner	Remark
HAN Yu	7	X	
KAPLAN Ina	3		

Officials

Name	Function
SUN Yue (CHN)	Referee



Results

LIU Shasha (CHN)


vs

AYALA Soledad (ARG)

Name	Games	Winner	Remark
LIU Shasha	7	X	
AYALA Soledad	4		

Officials

Name	Function
LI Jie (CHN)	Referee



Results

CENTENO Chezka (PHI)

vs

ROPERO Mayte (ESP)

Name	Games	Winner	Remark
CENTENO Chezka	7	X	
ROPERO Mayte	2		

Officials

Name	Function
QIN Zhenzhen (CHN)	Referee



Results

HAN Yu (CHN)


vs

FILLER Pia (GER)

Name	Games	Winner	Remark
HAN Yu	7	X	
FILLER Pia	5		

Officials

Name	Function
OUYANG Yufu (CHN)	Referee



Results

KAPLAN Ina (GER)

vs

HUNG Meng-Hsia (AUS)

Name	Games	Winner	Remark
KAPLAN Ina	7	X	
HUNG Meng-Hsia	3		

Officials

Name	Function
LIU Yang (CHN)	Referee



Start List Summary

As of SUN 10 AUG 2025

Date Time	Match	Name	NOC Code	vs	NOC Code	Name
SUN 10 AUG 2025						
15:30	Match #10	HUNG Meng-Hsia	AUS	-	ARG	AYALA Soledad
MON 11 AUG 2025						
11:00	Match #11	HUNG Meng-Hsia	AUS	-	CAN	BRYANT Brittany
20:00	Match #12	BRYANT Brittany	CAN	-	ARG	AYALA Soledad



Results

HUNG Meng-Hsia (AUS)
洪梦霞

vs

AYALA Soledad (ARG)

Name	Games	Winner	Remark
HUNG Meng-Hsia	7	X	
AYALA Soledad	4		

Officials

Name	Function
QIN Zhenzhen (CHN)	Referee



Results

HUNG Meng-Hsia (AUS)

vs

BRYANT Brittany (CAN)

Name	Games	Winner	Remark
HUNG Meng-Hsia	7	X	
BRYANT Brittany	5		

Officials

Name	Function
SUN Yue (CHN)	Referee



Results

BRYANT Brittany (CAN)

vs

AYALA Soledad (ARG)

Name	Games	Winner	Remark
BRYANT Brittany	6		
AYALA Soledad	7	X	

Officials

Name	Function
SUN Yue (CHN)	Referee



Start List Summary

As of SUN 10 AUG 2025

Date Time	Match	Name	NOC Code	vs	NOC Code	Name
SUN 10 AUG 2025						
13:30	Match #7	CENTENO Chezka	PHI	-	USA	EASTON Savannah
MON 11 AUG 2025						
09:00	Match #8	CENTENO Chezka	PHI	-	CHN	HAN Yu
18:00	Match #9	HAN Yu	CHN	-	USA	EASTON Savannah



Results

CENTENO Chezka (PHI)

vs

EASTON Savannah (USA)

Name	Games	Winner	Remark
CENTENO Chezka	7	X	
EASTON Savannah	2		

Officials

Name	Function
SUN Yue (CHN)	Referee



Results

CENTENO Chezka (PHI)

vs

HAN Yu (CHN)
韩雨

Name	Games	Winner	Remark
CENTENO Chezka	6		
HAN Yu	7	X	

Officials

Name	Function
QIN Zhenzhen (CHN)	Referee



Results

HAN Yu (CHN)

vs

EASTON Savannah (USA)

Name	Games	Winner	Remark
HAN Yu	7	X	
EASTON Savannah	6		

Officials

Name	Function
QIN Zhenzhen (CHN)	Referee



Start List Summary

As of SUN 10 AUG 2025

Date Time	Match	Name	NOC Code	vs	NOC Code	Name
SUN 10 AUG 2025						
11:00	Match #4	FILLER Pia	GER	-	PHI	AMIT Rubilen
20:00	Match #5	FILLER Pia	GER	-	CHN	LIU Shasha
MON 11 AUG 2025						
15:30	Match #6	LIU Shasha	CHN	-	PHI	AMIT Rubilen



Results

FILLER Pia (GER)


vs

AMIT Rubilen (PHI)

Name	Games	Winner	Remark
FILLER Pia	7	X	
AMIT Rubilen	4		

Officials

Name	Function
LIU Yang (CHN)	Referee



Results

FILLER Pia (GER)

vs

LIU Shasha (CHN)

Name	Games	Winner	Remark
FILLER Pia	5		
LIU Shasha	7	X	

Officials

Name	Function
LIU Yang (CHN)	Referee



Results

LIU Shasha (CHN)

vs

AMIT Rubilen (PHI)

Name	Games	Winner	Remark
LIU Shasha	7	X	
AMIT Rubilen	4		

Officials

Name	Function
KANG Yong (CHN)	Referee



Start List Summary

As of SUN 10 AUG 2025

Date Time	Match	Name	NOC Code	vs	NOC Code	Name
SUN 10 AUG 2025						
09:00	Match #1	TKACH Kristina	AIN	-	GER	KAPLAN Ina
18:00	Match #2	TKACH Kristina	AIN	-	ESP	ROPERO Mayte
MON 11 AUG 2025						
13:30	Match #3	ROPERO Mayte	ESP	-	GER	KAPLAN Ina



Results

TKACH Kristina (AIN)

vs

KAPLAN Ina (GER)

Name	Games	Winner	Remark
TKACH Kristina	5		
KAPLAN Ina	7	X	

Officials

Name	Function
KANG Yong (CHN)	Referee



Results

TKACH Kristina (AIN)

vs

ROPERO Mayte (ESP)

Name	Games	Winner	Remark
TKACH Kristina	7	X	
ROPERO Mayte	6		

Officials

Name	Function
KANG Yong (CHN)	Referee



Results

ROPERO Mayte (ESP)

vs

KAPLAN Ina (GER)

Name	Games	Winner	Remark
ROPERO Mayte	7	X	
KAPLAN Ina	4		

Officials

Name	Function
LIU Yang (CHN)	Referee



TWG
2025
CHENGDU



BILLIARDS

Women's Six-red Snooker



Entry List by Event

As of SAT 9 AUG 2025

NOC	Name	Date of Birth
BEL - Belgium	JANS Wendy	14 JUN 1983
CHN - People's Republic of China	BAI Yulu	10 JUL 2003
HKG - Hong Kong, China	FONG Mei Mei SO Man Yan	28 JAN 1992 24 NOV 1981
IND - India	CHETHAN Natasha	20 JUN 2008
MGL - Mongolia	BAYARSAIKHAN Narantuya	14 AUG 1994
THA - Thailand	LAOKIATPHONG Ploychompoo PHOEMPHUL Narucha	23 MAY 2002 27 DEC 2005



Results Summary

As of WED 13 AUG 2025

Match	Name	NOC Code	Result	NOC Code	Name
SUN 10 AUG 2025					
Group A Match #1	SO Man Yan	HKG	2 - 1	IND	CHETHAN Natasha
Group A Match #2	PHOEMPHUL Narucha	THA	0 - 2	BEL	JANS Wendy
Group B Match #7	FONG Mei Mei	HKG	1 - 2	CHN	BAI Yulu
Group B Match #8	LAOKIATPHONG Ploychompoo	THA	2 - 1	MGL	BAYARSAIKHAN Narantuya
Group A Match #3	SO Man Yan	HKG	2 - 1	BEL	JANS Wendy
Group A Match #4	PHOEMPHUL Narucha	THA	2 - 0	IND	CHETHAN Natasha
MON 11 AUG 2025					
Group B Match #9	FONG Mei Mei	HKG	0 - 2	MGL	BAYARSAIKHAN Narantuya
Group B Match #10	LAOKIATPHONG Ploychompoo	THA	2 - 0	CHN	BAI Yulu
Group A Match #5	SO Man Yan	HKG	1 - 2	THA	PHOEMPHUL Narucha
Group A Match #6	JANS Wendy	BEL	2 - 1	IND	CHETHAN Natasha
Group B Match #11	FONG Mei Mei	HKG	0 - 2	THA	LAOKIATPHONG Ploychompoo
Group B Match #12	BAYARSAIKHAN Narantuya	MGL	0 - 2	CHN	BAI Yulu
TUE 12 AUG 2025					
Semifinals Match #13	LAOKIATPHONG Ploychompoo	THA	0 - 2	THA	PHOEMPHUL Narucha
Semifinals Match #14	BAI Yulu	CHN	2 - 0	BEL	JANS Wendy
Bronze Medal Match	LAOKIATPHONG Ploychompoo	THA	2 - 1	BEL	JANS Wendy
WED 13 AUG 2025					
Gold Medal Match	PHOEMPHUL Narucha	THA	0 - 2	CHN	BAI Yulu



Brackets

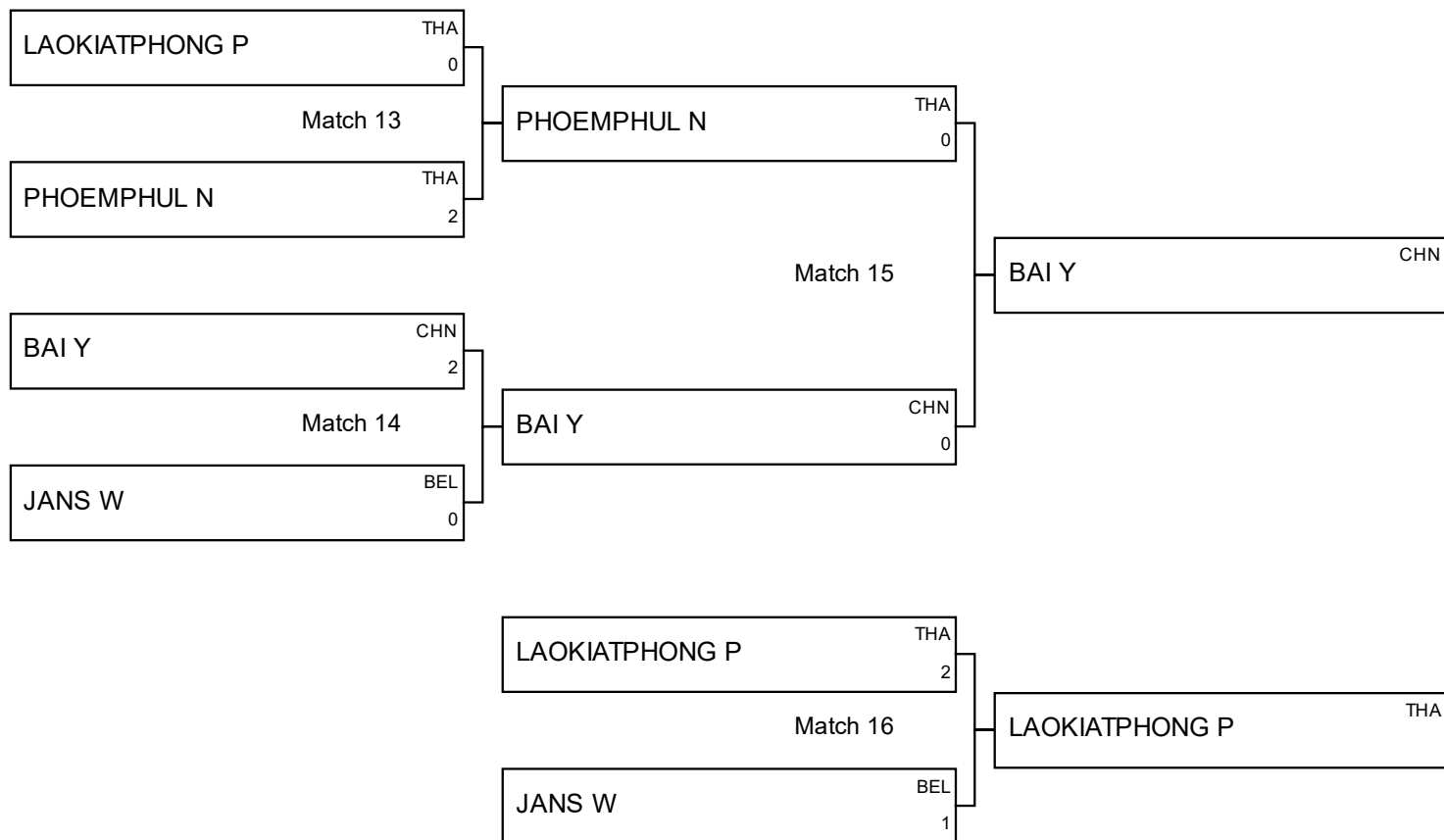
As of WED 13 AUG 2025

Semifinals

Finals

MEDALLISTS

Gold	BAI Y	CHN
Silver	PHOEMPHUL N	THA
Bronze	LAOKIATPHONG P	THA





Medallists

As of WED 13 AUG 2025

Medal	Name	NOC
GOLD	BAI Yulu	CHN - People's Republic of China
SILVER	PHOEMPHUL Narucha	THA - Thailand
BRONZE	LAOKIATPHONG Ploychompoo	THA - Thailand



Results

LAOKIATPHONG Ploychompoo (THA)

vs

JANS Wendy (BEL)

Name	Frames	Winner	Remark
LAOKIATPHONG Ploychompoo	2	X	
JANS Wendy	1		

Officials

Name	Function
ZHENG Weili (CHN)	Referee



Results

PHOEMPHUL Narucha (THA)

vs

BAI Yulu (CHN)

Name	Frames	Winner	Remark
PHOEMPHUL Narucha	0		
BAI Yulu	2	X	

Officials

Name	Function
ZHU Ying (CHN)	Referee



Results

LAOKIATPHONG Ploychompoo (THA)

vs

PHOEMPHUL Narucha (THA)

Name	Frames	Winner	Remark
LAOKIATPHONG Ploychompoo	0		
PHOEMPHUL Narucha	2	X	

Officials

Name	Function
ZANG Tao (CHN)	Referee



Results

BAI Yulu (CHN)

vs

JANS Wendy (BEL)

Name	Frames	Winner	Remark
BAI Yulu	2	X	
JANS Wendy	0		

Officials

Name	Function
ZHU Ying (CHN)	Referee



Start List Summary

As of SUN 10 AUG 2025

Date Time	Match	Name	NOC Code	vs	NOC Code	Name
SUN 10 AUG 2025						
13:30	Match #7	FONG Mei Mei	HKG	-	CHN	BAI Yulu
15:30	Match #8	LAOKIATPHONG Ploychompoo	THA	-	MGL	BAYARSAIKHAN Narantuya
MON 11 AUG 2025						
09:00	Match #9	FONG Mei Mei	HKG	-	MGL	BAYARSAIKHAN Narantuya
11:00	Match #10	LAOKIATPHONG Ploychompoo	THA	-	CHN	BAI Yulu
18:00	Match #11	FONG Mei Mei	HKG	-	THA	LAOKIATPHONG Ploychompoo
20:00	Match #12	BAYARSAIKHAN Narantuya	MGL	-	CHN	BAI Yulu



Results

FONG Mei Mei (HKG)
房 薇薇

vs

BAI Yulu (CHN)
白 雨露

Name	Frames	Winner	Remark
FONG Mei Mei	1		
BAI Yulu	2	X	

Officials

Name	Function
LI An (CHN)	Referee



Results

LAOKIATPHONG Ploychompoo (THA)


vs

BAYARSAIKHAN Narantuya (MGL)

Name	Frames	Winner	Remark
LAOKIATPHONG Ploychompoo	2	X	
BAYARSAIKHAN Narantuya	1		

Officials

Name	Function
WANG Haitao (CHN)	Referee



Results

FONG Mei Mei (HKG)
房 薇薇

vs

BAYARSAIKHAN Narantuya (MGL)

Name	Frames	Winner	Remark
FONG Mei Mei	0		
BAYARSAIKHAN Narantuya	2	X	

Officials

Name	Function
ZHU Ying (CHN)	Referee



Results

LAOKIATPHONG Ploychompoo (THA)

vs

BAI Yulu (CHN)

Name	Frames	Winner	Remark
LAOKIATPHONG Ploychompoo	2	X	
BAI Yulu	0		

Officials

Name	Function
ZHENG Weili (CHN)	Referee



Results

FONG Mei Mei (HKG)

vs

LAOKIATPHONG Ploychompoo (THA)

Name	Frames	Winner	Remark
FONG Mei Mei	0		
LAOKIATPHONG Ploychompoo	2	X	

Officials

Name	Function
WANG Haitao (CHN)	Referee



Results

BAYARSAIKHAN Narantuya (MGL)

vs

BAI Yulu (CHN)

Name	Frames	Winner	Remark
BAYARSAIKHAN Narantuya	0		
BAI Yulu	2	X	

Officials

Name	Function
LI An (CHN)	Referee



Start List Summary

As of SUN 10 AUG 2025

Date Time	Match	Name	NOC Code	vs	NOC Code	Name
SUN 10 AUG 2025						
09:00	Match #1	SO Man Yan	HKG	-	IND	CHETHAN Natasha
11:00	Match #2	PHOEMPHUL Narucha	THA	-	BEL	JANS Wendy
18:00	Match #3	SO Man Yan	HKG	-	BEL	JANS Wendy
20:00	Match #4	PHOEMPHUL Narucha	THA	-	IND	CHETHAN Natasha
MON 11 AUG 2025						
13:30	Match #5	SO Man Yan	HKG	-	THA	PHOEMPHUL Narucha
15:30	Match #6	JANS Wendy	BEL	-	IND	CHETHAN Natasha



Results

SO Man Yan (HKG)
苏文欣

vs

CETHAN Natasha (IND)

Name	Frames	Winner	Remark
SO Man Yan	2	X	
CETHAN Natasha	1		

Officials

Name	Function
WANG Haitao (CHN)	Referee



Results

PHOEMPHUL Narucha (THA)

vs

JANS Wendy (BEL)

Name	Frames	Winner	Remark
PHOEMPHUL Narucha	0		
JANS Wendy	2	X	

Officials

Name	Function
ZHU Ying (CHN)	Referee



Results

SO Man Yan (HKG)
苏文欣

vs

JANS Wendy (BEL)

Name	Frames	Winner	Remark
SO Man Yan	2	X	
JANS Wendy	1		

Officials

Name	Function
ZHENG Weili (CHN)	Referee



Results

PHOEMPHUL Narucha (THA)

vs

CETHAN Natasha (IND)

Name	Frames	Winner	Remark
PHOEMPHUL Narucha	2	X	
CETHAN Natasha	0		

Officials

Name	Function
LYU Zhiwei (CHN)	



Results

SO Man Yan (HKG)

vs

PHOEMPHUL Narucha (THA)

Name	Frames	Winner	Remark
SO Man Yan	1		
PHOEMPHUL Narucha	2	X	

Officials

Name	Function
LYU Zhiwei (CHN)	Referee



Results

JANS Wendy (BEL)

vs

CHETHAN Natasha (IND)

Name	Frames	Winner	Remark
JANS Wendy	2	X	
CHETHAN Natasha	1		

Officials

Name	Function
ZHU Ying (CHN)	Referee



TWG
2025
CHENGDU



BILLIARDS

Mixed Heyball Pool



Entry List by Event

As of SAT 9 AUG 2025

NOC	Name	Gender	Date of Birth
AUS - Australia	YIP Kin Ling	Male	10 AUG 2000
CHI - Chile	CARVAJAL Alejandro	Male	30 JAN 1973
CHN - People's Republic of China	LIU Xin	Male	17 JUL 1988
	SHI Tianqi	Female	3 JAN 2000
	TANG Chunxiao	Female	3 MAR 1999
	ZHANG Taiyi	Male	2 AUG 2002
CRC - Costa Rica	VILLAR Adriana	Female	27 SEP 1985
IND - India	ARORA Shivam	Male	25 SEP 1986
NED - Netherlands	RADEMAKERS Tamara	Female	20 APR 1982
RSA - South Africa	JACOBS Marina	Female	23 APR 1987
	THERON Jason	Male	21 AUG 1982
SGP - Singapore	YU Anran	Female	8 OCT 1996
SWE - Sweden	ZAREKANI Kevin	Male	21 MAR 1975
THA - Thailand	SUKRITTHANES Waratthanun	Female	5 DEC 1993
USA - United States of America	DEUEL Corey	Male	20 NOV 1977
	LARSON April	Female	28 APR 2000



Results Summary


As of THU 14 AUG 2025

Match	Name	NOC Code	Result			NOC Code	Name
SUN 10 AUG 2025							
Round of 16 Match #1	SHI Tianqi	CHN	5	-	3	CRC	VILLAR Adriana
Round of 16 Match #2	TANG Chunxiao	CHN	5	-	0	RSA	JACOBS Marina
Round of 16 Match #3	SUKRITTHANES Waratthanun	THA	3	-	5	RSA	THERON Jason
Round of 16 Match #4	CARVAJAL Alejandro	CHI	5	-	4	SGP	YU Anran
Round of 16 Match #5	LARSON April	USA	0	-	5	CHN	ZHANG Taiyi
Round of 16 Match #6	LIU Xin	CHN	5	-	2	USA	DEUEL Corey
MON 11 AUG 2025							
Round of 16 Match #7	ARORA Shivam	IND	5	-	1	SWE	ZAREKANI Kevin
Round of 16 Match #8	RADEMAKERS Tamara	NED	2	-	5	HKG	YIP Kin Ling
Placing 9-16 Match #9	VILLAR Adriana	CRC	3	-	5	RSA	JACOBS Marina
Placing 9-16 Match #10	SUKRITTHANES Waratthanun	THA	5	-	3	SGP	YU Anran
Placing 9-16 Match #11	LARSON April	USA	3	-	5	USA	DEUEL Corey
Placing 9-16 Match #12	ZAREKANI Kevin	SWE	5	-	0	NED	RADEMAKERS Tamara
TUE 12 AUG 2025							
Quarterfinals Match #13	SHI Tianqi	CHN	1	-	5	CHN	TANG Chunxiao
Quarterfinals Match #14	THERON Jason	RSA	5	-	2	CHI	CARVAJAL Alejandro
Quarterfinals Match #15	ZHANG Taiyi	CHN	5	-	3	CHN	LIU Xin
Quarterfinals Match #16	ARORA Shivam	IND	5	-	4	HKG	YIP Kin Ling
WED 13 AUG 2025							
Semifinals Match #17	TANG Chunxiao	CHN	3	-	5	RSA	THERON Jason
Semifinals Match #18	ZHANG Taiyi	CHN	5	-	3	IND	ARORA Shivam
Bronze Medal Match	TANG Chunxiao	CHN	5	-	4	IND	ARORA Shivam
THU 14 AUG 2025							
Gold Medal Match	THERON Jason	RSA	3	-	5	CHN	ZHANG Taiyi



Brackets

As of THU 14 AUG 2025



MEDALLISTS

Gold	ZHANG T	CHN
Silver	THERON J	RSA
Bronze	TANG C	CHN



Medallists

As of THU 14 AUG 2025

Medal	Name	NOC
GOLD	ZHANG Taiyi	CHN - People's Republic of China
SILVER	THERON Jason	RSA - South Africa
BRONZE	TANG Chunxiao	CHN - People's Republic of China



Results

TANG Chunxiao (CHN)

vs

ARORA Shivam (IND)

Name	Games	Winner	Remark
TANG Chunxiao	5	X	
ARORA Shivam	4		

Officials

Name	Function
DENG Yueyuan (CHN)	Referee



Results

THERON Jason (RSA)


vs

ZHANG Taiyi (CHN)

Name	Games	Winner	Remark
THERON Jason	3		
ZHANG Taiyi	5	X	

Officials

Name	Function
WANG Wei (CHN)	Referee



Results

TANG Chunxiao (CHN)

vs

THERON Jason (RSA)

Name	Games	Winner	Remark
TANG Chunxiao	3		
THERON Jason	5	X	

Officials

Name	Function
HUANG Qiang (CHN)	Referee



Results

ZHANG Taiyi (CHN)


vs

ARORA Shivam (IND)

Name	Games	Winner	Remark
ZHANG Taiyi	5	X	
ARORA Shivam	3		

Officials

Name	Function
LUO Zhihai (CHN)	Referee



Results

SHI Tianqi (CHN)

vs

TANG Chunxiao (CHN)

Name	Games	Winner	Remark
SHI Tianqi	1		
TANG Chunxiao	5	X	

Officials

Name	Function
WANG Wei (CHN)	Referee



Results

THERON Jason (RSA)


vs

CARVAJAL Alejandro (CHI)

Name	Games	Winner	Remark
THERON Jason	5	X	
CARVAJAL Alejandro	2		

Officials

Name	Function
LUO Zhihai (CHN)	Referee



Results

ZHANG Taiyi (CHN)

vs

LIU Xin (CHN)

Name	Games	Winner	Remark
ZHANG Taiyi	5	X	
LIU Xin	3		

Officials

Name	Function
DENG Yueyuan (CHN)	Referee



Results

ARORA Shivam (IND)

vs

YIP Kin Ling (HKG)

Name	Games	Winner	Remark
ARORA Shivam	5	X	
YIP Kin Ling	4		

Officials

Name	Function
HUANG Qiang (CHN)	Referee



Results

VILLAR Adriana (CRC)

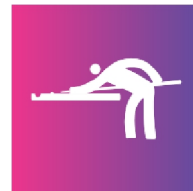
vs

JACOBS Marina (RSA)

Name	Games	Winner	Remark
VILLAR Adriana	3		
JACOBS Marina	5	X	

Officials

Name	Function
HUANG Qiang (CHN)	Referee



Results

SUKRITTHANES Waratthanun (THA)

vs

YU Anran (SGP)

Name	Games	Winner	Remark
SUKRITTHANES Waratthanun	5	X	
YU Anran	3		

Officials

Name	Function
LUO Zhihai (CHN)	Referee



Results

LARSON April (USA)

vs

DEUEL Corey (USA)

Name	Games	Winner	Remark
LARSON April	3		
DEUEL Corey	5	X	

Officials

Name	Function
HUANG Qiang (CHN)	Referee



Results

ZAREKANI Kevin (SWE)

vs

RADEMAKERS Tamara (NED)

Name	Games	Winner	Remark
ZAREKANI Kevin	5	X	
RADEMAKERS Tamara	0		

Officials

Name	Function
LUO Zhihai (CHN)	Referee



Start List Summary

As of SUN 10 AUG 2025

Date Time	Match	Name	NOC Code	vs	NOC Code	Name
SUN 10 AUG 2025						
09:00	Match #1	SHI Tianqi	CHN	-	CRC	VILLAR Adriana
11:00	Match #2	TANG Chunxiao	CHN	-	RSA	JACOBS Marina
13:30	Match #3	SUKRITTHANES Waratthanun	THA	-	RSA	THERON Jason
15:30	Match #4	CARVAJAL Alejandro	CHI	-	SGP	YU Anran
18:00	Match #5	LARSON April	USA	-	CHN	ZHANG Taiyi
20:00	Match #6	LIU Xin	CHN	-	USA	DEUEL Corey
MON 11 AUG 2025						
09:00	Match #7	ARORA Shivam	IND	-	SWE	ZAREKANI Kevin
11:00	Match #8	RADEMAKERS Tamara	NED	-	AUS	YIP Kin Ling



Results

SHI Tianqi (CHN)
史 天琪

vs

VILLAR Adriana (CRC)

Name	Games	Winner	Remark
SHI Tianqi	5	X	
VILLAR Adriana	3		

Officials

Name	Function
LUO Zhihai (CHN)	Referee



Results

TANG Chunxiao (CHN)
唐 春晓

vs

JACOBS Marina (RSA)

Name	Games	Winner	Remark
TANG Chunxiao	5	X	
JACOBS Marina	0		

Officials

Name	Function
HUANG Qiang (CHN)	Referee



Results

SUKRITTHANES Waratthanun (THA)

vs

THERON Jason (RSA)

Name	Games	Winner	Remark
SUKRITTHANES Waratthanun	3		
THERON Jason	5	X	

Officials

Name	Function
LUO Zhihai (CHN)	Referee



Results

CARVAJAL Alejandro (CHI)

vs

YU Anran (SGP)

Name	Games	Winner	Remark
CARVAJAL Alejandro	5	X	
YU Anran	4		

Officials

Name	Function
HUANG Qiang (CHN)	Referee



Results

LARSON April (USA)

vs

ZHANG Taiyi (CHN)
张 泰艺

Name	Games	Winner	Remark
LARSON April	0		
ZHANG Taiyi	5	X	

Officials

Name	Function
LUO Zhihai (CHN)	Referee



Results

LIU Xin (CHN)
刘鑫


vs

DEUEL Corey (USA)

Name	Games	Winner	Remark
LIU Xin	5	X	
DEUEL Corey	2		

Officials

Name	Function
HUANG Qiang (CHN)	Referee



Results

ARORA Shivam (IND)

vs

ZAREKANI Kevin (SWE)

Name	Games	Winner	Remark
ARORA Shivam	5	X	
ZAREKANI Kevin	1		

Officials

Name	Function
HUANG Qiang (CHN)	Referee



Results

RADEMAKERS Tamara (NED)

vs

YIP Kin Ling (HKG)

Name	Games	Winner	Remark
RADEMAKERS Tamara	2		
YIP Kin Ling	5	X	

Officials

Name	Function
LUO Zhihai (CHN)	Referee



TWG
2025
CHENGDU



BOULES SPORTS

RESULTS BOOK

TABLE OF CONTENTS



8	Boules Sports	986
8.1	Table of Contents	987
8.2	Competition Schedule	992
8.3	Number of Entries by NOC	993
8.4	Entry List by NOC	994
8.5	Medallists by Event	996
8.6	Medal Standings	997
8.7	Men's Lyonnaise Progressive	998
8.7.1	Entry List by Event	999
8.7.2	Results Summary	1000
8.7.3	Brackets	1001
8.7.4	Medallists	1002
8.7.5	Finals	1003
8.7.5.1	Bronze Medal Match #M03 Results ARG - ITA	1003
8.7.5.2	Gold Medal Match #M04 Results FRA - SLO	1004
8.7.6	Semifinals	1005
8.7.6.1	Match #M01 Results ARG - FRA	1005
8.7.6.2	Match #M02 Results ITA - SLO	1006
8.7.7	Qualification	1007
8.7.7.1	Results	1007
8.8	Men's Petanque Precision Shooting	1008
8.8.1	Entry List by Event	1009
8.8.2	Results Summary	1010
8.8.3	Brackets	1011
8.8.4	Medallists	1012
8.8.5	Finals	1013
8.8.5.1	Bronze Medal Match #M03 Results THA - TUN	1013
8.8.5.2	Gold Medal Match #M04 Results ITA - BEN	1014
8.8.6	Semifinals	1015
8.8.6.1	Match #M01 Results THA - ITA	1015
8.8.6.2	Match #M02 Results BEN - TUN	1016
8.8.7	Qualification	1017
8.8.7.1	Results	1017
8.9	Women's Lyonnaise Progressive	1018
8.9.1	Entry List by Event	1019
8.9.2	Results Summary	1020
8.9.3	Brackets	1021

RESULTS BOOK

TABLE OF CONTENTS

8.9.4	Medallists	1022
8.9.5	Finals	1023
8.9.5.1	Bronze Medal Match #W03 Results SLO - FRA	1023
8.9.5.2	Gold Medal Match #W04 Results TUR - CHN	1024
8.9.6	Semifinals	1025
8.9.6.1	Match #W01 Results TUR - SLO	1025
8.9.6.2	Match #W02 Results FRA - CHN	1026
8.9.7	Qualification	1027
8.9.7.1	Results	1027
8.10	Women's Petanque Precision Shooting	1028
8.10.1	Entry List by Event	1029
8.10.2	Results Summary	1030
8.10.3	Brackets	1031
8.10.4	Medallists	1032
8.10.5	Finals	1033
8.10.5.1	Bronze Medal Match #W03 Results THA - FRA	1033
8.10.5.2	Gold Medal Match #W04 Results CHN - TUN	1034
8.10.6	Semifinals	1035
8.10.6.1	Match #W01 Results THA - CHN	1035
8.10.6.2	Match #W02 Results FRA - TUN	1036
8.10.7	Qualification	1037
8.10.7.1	Results	1037
8.11	Mixed Lyonnaise Quick Shooting Doubles	1038
8.11.1	Entry List by Event	1039
8.11.2	Results Summary	1040
8.11.3	Brackets	1041
8.11.4	Medallists	1042
8.11.5	Finals	1043
8.11.5.1	Bronze Medal Match #X03 Results TUR - FRA	1043
8.11.5.2	Gold Medal Match #X04 Results ITA - CHN	1044
8.11.6	Semifinals	1045
8.11.6.1	Match #X01 Results ITA - TUR	1045
8.11.6.2	Match #X02 Results FRA - CHN	1046
8.11.7	Qualification	1047
8.11.7.1	Results	1047
8.12	Mixed Petanque Classic Doubles	1048
8.12.1	Entry List by Event	1049
8.12.2	Brackets	1050
8.12.3	Round Robin Summary	1051
8.12.4	Medallists	1052
8.12.5	Finals	1053
8.12.5.1	7th place Match #X11 Results CHN - BEN	1053
8.12.5.2	5th place Match #X12 Results VIE - ESP	1054
8.12.5.3	Bronze Medal Match #X15 Results ITA - FRA	1055

RESULTS BOOK

TABLE OF CONTENTS

8.12.5.4	Gold Medal Match #X16 Results TUN - THA	1056
8.12.6	Semifinals	1057
8.12.6.1	Match #X14 Results FRA - THA	1057
8.12.6.2	Match #X13 Results TUN - ITA	1058
8.12.7	Preliminary Round - Group B	1059
8.12.7.1	Match #X06 Results FRA - BEN	1059
8.12.7.2	Match #X07 Results ESP - ITA	1060
8.12.7.3	Match #X08 Results FRA - ITA	1061
8.12.7.4	Match #X09 Results BEN - ESP	1062
8.12.7.5	Match #X10 Results ESP - ITA	1063
8.12.8	Preliminary Round - Group A	1064
8.12.8.1	Match #X01 Results THA - VIE	1064
8.12.8.2	Match #X02 Results CHN - TUN	1065
8.12.8.3	Match #X03 Results THA - TUN	1066
8.12.8.4	Match #X04 Results VIE - CHN	1067
8.12.8.5	Match #X05 Results VIE - THA	1068



Competition Schedule

As of FRI 15 AUG 2025

Date	Start Time	Event
THU 14 AUG	09:00	Men's Lyonnaise Progressive Qualification
	09:50	Men's Petanque Precision Shooting Qualification
	11:00	Women's Petanque Precision Shooting Qualification
	12:15	Mixed Lyonnaise Quick Shooting Doubles Qualification
	15:00	Men's Lyonnaise Progressive Qualification
	15:50	Men's Petanque Precision Shooting Qualification
	17:10	Mixed Lyonnaise Quick Shooting Doubles Qualification
	18:00	Women's Petanque Precision Shooting Qualification
	19:20	Women's Petanque Precision Shooting Qualification
FRI 15 AUG	09:00	Men's Lyonnaise Progressive Semifinals
	09:10	Men's Lyonnaise Progressive Semifinals
	09:40	Men's Petanque Precision Shooting Semifinals (2 Matches)
	10:30	Women's Petanque Precision Shooting Semifinals (2 Matches)
	11:30	Mixed Lyonnaise Quick Shooting Doubles Semifinals
	11:40	Mixed Lyonnaise Quick Shooting Doubles Semifinals
	14:15	Men's Lyonnaise Progressive Bronze Medal Match
	14:25	Men's Lyonnaise Progressive Gold Medal Match
	14:50	Mixed Petanque Classic Doubles Preliminary Round - Group A (2 Matches)
		Mixed Petanque Classic Doubles Preliminary Round - Group B (2 Matches)
	16:15	Mixed Lyonnaise Quick Shooting Doubles Bronze Medal Match
	16:30	Mixed Lyonnaise Quick Shooting Doubles Gold Medal Match
	17:15	Mixed Petanque Classic Doubles Preliminary Round - Group A (2 Matches)
		Mixed Petanque Classic Doubles Preliminary Round - Group B (2 Matches)
SAT 16 AUG	08:30	Men's Petanque Precision Shooting Bronze Medal Match
	09:15	Women's Petanque Precision Bronze Medal Match
	10:15	Women's Lyonnaise Progressive Qualification
	11:05	Men's Petanque Precision Shooting Gold Medal Match
	11:50	Women's Petanque Precision Gold Medal Match
	14:30	Women's Lyonnaise Progressive Qualification
	15:30	Mixed Petanque Classic Doubles Preliminary Round - Group A
		Mixed Petanque Classic Doubles Preliminary Round - Group B
		Mixed Petanque Classic Doubles 7th place Match
SUN 17 AUG	17:00	Mixed Petanque Classic Doubles Semifinals (2 Matches)
		Mixed Petanque Classic Doubles 5th place Match
	09:00	Women's Lyonnaise Progressive Semifinals
	09:10	Women's Lyonnaise Progressive Semifinals
	09:30	Mixed Petanque Classic Doubles Bronze Medal Match
	10:45	Mixed Petanque Classic Doubles Gold Medal Match
	12:30	Women's Lyonnaise Progressive Bronze Medal Match
	12:45	Women's Lyonnaise Progressive Gold Medal Match



Number of Entries by NOC

As of WED 13 AUG 2025

NOC	Men		Women		Mixed Doubles		Players		
	Lyonnaise Progressive	Petanque Precision Shooting	Lyonnaise Progressive	Petanque Precision Shooting	Lyonnaise Quick Shooting	Petanque Classic	Men	Women	Total
ARG - Argentina	1		1		1		1	1	2
AUS - Australia	1		1		1		1	1	2
BEN - Benin		1		1		1	1	1	2
CHN - People's Republic of China	1	1	1	1	1	1	2	2	4
CRO - Croatia	1		1		1		1	1	2
ESP - Spain		1		1		1	1	1	2
FRA - France	1	1	1	1	1	1	2	2	4
ITA - Italy	1	1	1	1	1	1	2	2	4
MAD - Madagascar		1		1		2	1	1	2
SLO - Slovenia	1		1		1		1	1	2
THA - Thailand		1		1		1	1	1	2
TUN - Tunisia		1		1		1	1	1	2
TUR - Türkiye	1		1		1		1	1	2
VIE - Vietnam		1		1		1	1	1	2
Total:14	8	9	8	9	8	10	17	17	34



Entry List by NOC

As of WED 13 AUG 2025

NOC	Name	Date of Birth
ARG - Argentina	HECKER Lucas	6 APR 1998
	PEREYRA Milagros	11 APR 1995
AUS - Australia	SAMSA Daniel	9 FEB 1996
	SAMSA Nicole	30 MAY 1998
BEN - Benin	GBETABLE Marcel	19 JAN 1997
	SAMBO ALASSANE Laima	6 MAR 1997
CHN - People's Republic of China	JIN Zhao	28 MAY 1987
	ZHANG Xiaohui	4 OCT 2003
	WANG Chenyi	21 JAN 1997
	YAN Linlin	28 JUL 1982
CRO - Croatia	MILICEVIC Marino	21 FEB 1992
	VOJKOVIC Ria	17 JUL 2002
ESP - Spain	ESCACHO Jesus	31 JUL 2001
	DIAZ Sara	16 SEP 1997
FRA - France	DESPORT Lucas	11 FEB 1999
	MARSENS Frederic	11 JAN 1991
	GOUILLOUD Lisa	23 MAR 1998
	POINSOT Sandrine	24 MAR 1989
ITA - Italy	CHIAPELLO Andrea	8 APR 2000
	SOLIGON Ivan	16 NOV 2000
	BOTTERO Alessia	25 FEB 2000
	GAMBA Natalie	17 DEC 2002
MAD - Madagascar	RAKOTOARISOA Yves	27 OCT 1998
	ANDRIANARIMALALA Judicael	31 MAR 1990
SLO - Slovenia	POVH Gasper	7 JUL 2001
	KOSIR Jacqueline	2 MAY 1995
THA - Thailand	KHAMDEE Ratchata	2 FEB 2003
	FUEANGSANIT Nantawan	22 SEP 1994
TUN - Tunisia	BOUGRIBA Mohamed Khaled	30 JUL 1990
	BEJI EP MATTOUSSI Mouna	27 JUL 1985
TUR - Türkiye	YAKIN Mehmet Can	1 FEB 1998
	OZTURK Inci	22 MAR 1997



Entry List by NOC

As of WED 13 AUG 2025

NOC	Name	Date of Birth
VIE - Vietnam	VO Minh Luan	25 FEB 1995
	KIM Thi Thu Thao	4 OCT 1999



Medallists by Event

After 6 of 6 Events

Event Name	Date	Medal	Name	NOC Code
Men's Lyonnaise Progressive	FRI 15 AUG	GOLD	MARSENS Frederic	FRA
		SILVER	POVH Gasper	SLO
		BRONZE	SOLIGON Ivan	ITA
Men's Petanque Precision Shooting	SAT 16 AUG	GOLD	GBETABLE Marcel	BEN
		SILVER	CHIAPELLO Andrea	ITA
		BRONZE	KHAMDEE Ratchata	THA
Women's Lyonnaise Progressive	SUN 17 AUG	GOLD	WANG Chenyi	CHN
		SILVER	OZTURK Inci	TUR
		BRONZE	KOSIR Jacqueline	SLO
Women's Petanque Precision Shooting	SAT 16 AUG	GOLD	BEJI EP MATTOUSSI Mouna	TUN
		SILVER	YAN Linlin	CHN
		BRONZE	FUEANGSANIT Nantawan	THA
Mixed Lyonnaise Quick Shooting Doubles	FRI 15 AUG	GOLD	GAMBA Natalie SOLIGON Ivan	ITA
		SILVER	WANG Chenyi ZHANG Xiaohui	CHN
		BRONZE	GOUILLOUD Lisa MARSENS Frederic	FRA
Mixed Petanque Classic Doubles	SUN 17 AUG	GOLD	BEJI EP MATTOUSSI Mouna BOUGRIBA Mohamed Khaled	TUN
		SILVER	FUEANGSANIT Nantawan KHAMDEE Ratchata	THA
		BRONZE	DESPOINT Lucas POINSOT Sandrine	FRA



Medal Standings

After 6 of 6 Events

Rank	NOC	Men				Women				Mixed				Total				Rank by Total
		G	S	B	Tot	G	S	B	Tot	G	S	B	Tot	G	S	B	Tot	
1	TUN - Tunisia					1			1	1			1	2			2	=5
2	CHN - People's Republic of China					1	1		2		1		1	1	2		3	=1
3	ITA - Italy		1	1	2					1			1	1	1	1	3	=1
4	FRA - France	1			1							2	2	1		2	3	=1
5	BEN - Benin	1			1									1			1	=7
6	THA - Thailand			1	1			1	1		1		1		1	2	3	=1
7	SLO - Slovenia		1		1			1	1						1	1	2	=5
8	TUR - Türkiye						1		1						1		1	=7
Total:		2	2	2	6	2	2	2	6	2	2	2	6	6	6	6	18	

Legend:

= Equal sign indicates that two or more NOCs share the same rank by total

Tot Total

B Bronze

G Gold

S Silver



TWG
2025
CHENGDU



BOULES SPORTS

Men's Lyonnaise Progressive



Entry List by Event

As of SUN 17 AUG 2025

NOC	Name	Date of Birth
ARG - Argentina	HECKER Lucas	6 APR 1998
AUS - Australia	SAMSA Daniel	9 FEB 1996
CHN - P. R. of China	ZHANG Xiaohui	4 OCT 2003
CRO - Croatia	MILICEVIC Marino	21 FEB 1992
FRA - France	MARSENS Frederic	11 JAN 1991
ITA - Italy	SOLIGON Ivan	16 NOV 2000
SLO - Slovenia	POVH Gasper	7 JUL 2001
TUR - Türkiye	YAKIN Mehmet Can	1 FEB 1998



Results Summary

As of SAT 16 AUG 2025

Match	Name	NOC Code	Result	NOC Code	Name
FRI 15 AUG 2025					
Semifinals Match #1	HECKER LUCAS	ARG	42 - 46	FRA	MARSENS FREDERIC
Semifinals Match #2	SOLIGON IVAN	ITA	42 - 43	SLO	POVH GASPER
Bronze Medal Match	HECKER LUCAS	ARG	38 - 42	ITA	SOLIGON IVAN
Gold Medal Match	MARSENS FREDERIC	FRA	45 - 39	SLO	POVH GASPER



Brackets

As of FRI 15 AUG 2025

Semifinals	Finals	Medallist
HECKER Lucas (ARG) 42/47	MARSENS Frederic 45/49	Gold Medal MARSENS Frederic (FRA)
MARSENS Frederic (FRA) 46/49		
SOLIGON Ivan (ITA) 42/46	POVH Gasper 39/49	Silver Medal POVH Gasper (SLO)
POVH Gasper (SLO) 43/49		
	HECKER Lucas (ARG) 38/47	Bronze Medal SOLIGON Ivan (ITA)
	SOLIGON Ivan (ITA) 42/46	



Medallists

Medal	NOC	Name
GOLD	FRA - France	MARSENS Frederic
SILVER	SLO - Slovenia	POVH Gasper
BRONZE	ITA - Italy	SOLIGON Ivan



Results

Match #3

Name	NOC Code	Result	Winner	Remark
HECKER Lucas	ARG	38/47		
SOLIGON Ivan	ITA	42/46	X	



Results

Match #4

Name	NOC Code	Result	Winner	Remark
MARSENS Frederic	FRA	45/49	X	
POVH Gasper	SLO	39/49		



Results

Match #1

Name	NOC Code	Result	Winner	Remark
HECKER Lucas	ARG	42/47		
MARSENS Frederic	FRA	46/49	X	



Results

Match #2

Name	NOC Code	Result	Winner	Remark
SOLIGON Ivan	ITA	42/46		
POVH Gasper	SLO	43/49	X	



Results

Rank	Name	NOC Code	Round1	Round2	Result	Remark
1	MARSENS Frederic	FRA	47/50	44/49	91	Q
2	SOLIGON Ivan	ITA	45/47	39/45	84	Q
3	POVH Gasper	SLO	40/50	44/49	84	Q
4	HECKER Lucas	ARG	43/47	38/46	81	Q
5	ZHANG Xiaohui	CHN	39/49	40/49	79	
6	YAKIN Mehmet Can	TUR	32/48	41/48	73	
7	SAMSA Daniel	AUS	38/48	34/46	72	
8	MILICEVIC Marino	CRO	43/48		43	DNS

Legend:

Q Qualified **DNS** Did not start



TWG
2025
CHENGDU



BOULES SPORTS

Men's Petanque Precision Shooting



Entry List by Event

As of SUN 17 AUG 2025

NOC	Name	Date of Birth
BEN - Benin	GBETABLE Marcel	19 JAN 1997
CHN - P. R. of China	JIN Zhao	28 MAY 1987
ESP - Spain	ESCACHO Jesus	31 JUL 2001
FRA - France	DESPORT Lucas	11 FEB 1999
ITA - Italy	CHIAPELLO Andrea	8 APR 2000
MAD - Madagascar	RAKOTOARISOA Yves	27 OCT 1998
THA - Thailand	KHAMDEE Ratchata	2 FEB 2003
TUN - Tunisia	BOUGRIBA Mohamed Khaled	30 JUL 1990
VIE - Vietnam	VO Minh Luan	25 FEB 1995



Results Summary

As of SAT 16 AUG 2025

Match	Name	NOC Code	Result	NOC Code	Name
FRI 15 AUG 2025					
Semifinals Match #1	KHAMDEE RATCHATA	THA	31 - 43	ITA	CHIAPELLO ANDREA
Semifinals Match #2	GBETABLE MARCEL	BEN	38 - 37	TUN	BOUGRIBA MOHAMED KHALED
SAT 16 AUG 2025					
Bronze Medal Match	KHAMDEE RATCHATA	THA	44 - 32	TUN	BOUGRIBA MOHAMED KHALED
Gold Medal Match	CHIAPELLO ANDREA	ITA	25 - 29	BEN	GBETABLE MARCEL



Brackets

As of SAT 16 AUG 2025

Semifinals	Finals	Medallist
KHAMDEE Ratchata (THA) 31	CHIAPELLO Andrea 25	Gold Medal GBETABLE Marcel (BEN)
CHIAPELLO Andrea (ITA) 43		
GBETABLE Marcel (BEN) 38	GBETABLE Marcel 29	Silver Medal CHIAPELLO Andrea (ITA)
BOUGRIBA Mohamed Khaled (TUN) 37		
	KHAMDEE Ratchata (THA) 44	Bronze Medal KHAMDEE Ratchata (THA)
	BOUGRIBA Mohamed Khaled (TUN) 32	



Medallists

Medal	NOC	Name
GOLD	BEN - Benin	GBETABLE Marcel
SILVER	ITA - Italy	CHIAPELLO Andrea
BRONZE	THA - Thailand	KHAMDEE Ratchata



Results

Match #3

Name	NOC Code	Result	Winner	Remark
KHAMDEE Ratchata	THA	44	X	
BOUGRIBA Mohamed Khaled	TUN	32		



Results

Match #4

Name	NOC Code	Result	Winner	Remark
CHIAPELLO Andrea	ITA	25		
GBETABLE Marcel	BEN	29	X	



Results

Match #1

Name	NOC Code	Result	Winner	Remark
KHAMDEE Ratchata	THA	31		
CHIAPELLO Andrea	ITA	43	X	



Results

Match #2

Name	NOC Code	Result	Winner	Remark
GBETABLE Marcel	BEN	38	X	
BOUGRIBA Mohamed Khaled	TUN	37		



Results

Rank	Name	NOC Code	Round1	TB1	Round2	TB2	Result	Remark
1	KHAMDEE Ratchata	THA	59 (6-9)					Q
2	GBETABLE Marcel	BEN	46 (4-8)					Q
3	BOUGRIBA Mohamed Khaled	TUN	35 (4-4)		40 (3-8)		75	Q
4	CHIAPELLO Andrea	ITA	34 (2-8)		39 (3-7)		73	Q
5	DESPOINT Lucas	FRA	30 (1-8)		42 (3-9)		72	
6	VO Minh Luan	VIE	22 (1-5)		39 (5-4)		61	
7	ESCACHO Jesus	ESP	28 (2-5)		32 (4-4)		60	
8	RAKOTOARISOA Yves	MAD	34 (2-8)		26 (2-5)		60	
9	JIN Zhao	CHN	37 (4-5)		22 (1-5)		59	

Legend:

TB Tie Break Q Qualified



TWG
2025
CHENGDU



BOULES SPORTS

Women's Lyonnaise
Progressive



Entry List by Event

As of SUN 17 AUG 2025

NOC	Name	Date of Birth
ARG - Argentina	PEREYRA Milagros	11 APR 1995
AUS - Australia	SAMSA Nicole	30 MAY 1998
CHN - P. R. of China	WANG Chenyi	21 JAN 1997
CRO - Croatia	VOJKOVIC Ria	17 JUL 2002
FRA - France	GOUILLOUD Lisa	23 MAR 1998
ITA - Italy	GAMBA Natalie	17 DEC 2002
SLO - Slovenia	KOSIR Jacqueline	2 MAY 1995
TUR - Türkiye	OZTURK Inci	22 MAR 1997



Results Summary

As of SUN 17 AUG 2025

Match	Name	NOC Code	Result	NOC Code	Name
SUN 17 AUG 2025					
Semifinals Match #1	OZTURK INCI	TUR	39 - 27	SLO	KOSIR JACQUELINE
Semifinals Match #2	GOUILLOUD LISA	FRA	39 - 41	CHN	WANG CHENYI
Bronze Medal Match	KOSIR JACQUELINE	SLO	34 - 33	FRA	GOUILLOUD LISA
Gold Medal Match	OZTURK INCI	TUR	37 - 40	CHN	WANG CHENYI



Brackets

As of SUN 17 AUG 2025

Semifinals	Finals	Medallist
<div>OZTURK Inci (TUR) 39/43</div> <div>KOSIR Jacqueline (SLO) 27/45</div>	<div>OZTURK Inci 37/43</div>	<div>Gold Medal WANG Chenyi (CHN)</div>
<div>GOUILLOUD Lisa (FRA) 39/46</div> <div>WANG Chenyi (CHN) 41/45</div>	<div>WANG Chenyi 40/45</div>	<div>Silver Medal OZTURK Inci (TUR)</div>
	<div>KOSIR Jacqueline (SLO) 34/46</div> <div>GOUILLOUD Lisa (FRA) 33/46</div>	<div>Bronze Medal KOSIR Jacqueline (SLO)</div>



Medallists

Medal	NOC	Name
GOLD	CHN - People's Republic of China	WANG Chenyi
SILVER	TUR - Türkiye	OZTURK Inci
BRONZE	SLO - Slovenia	KOSIR Jacqueline



Results

Match #3

Name	NOC Code	Result	Winner	Remark
KOSIR Jacqueline	SLO	34/46	X	
GOUILLOUD Lisa	FRA	33/46		



Results

Match #4

Name	NOC Code	Result	Winner	Remark
OZTURK Inci	TUR	37/43		
WANG Chenyi	CHN	40/45	X	



Results

Match #1

Name	NOC Code	Result	Winner	Remark
OZTURK Inci	TUR	39/43	X	
KOSIR Jacqueline	SLO	27/45		



Results

Match #2

Name	NOC Code	Result	Winner	Remark
GOUILLOUD Lisa	FRA	39/46		
WANG Chenyi	CHN	41/45	X	



Results

Rank	Name	NOC Code	Round1	Round2	Result	Remark
1	OZTURK Inci	TUR	36/42	36/43	72	Q
2	GOUILLOUD Lisa	FRA	34/46	38/46	72	Q
3	WANG Chenyi	CHN	31/45	39/46	70	Q
4	KOSIR Jacqueline	SLO	29/47	37/47	66	Q
5	GAMBA Natalie	ITA	32/43	34/43	66	
6	VOJKOVIC Ria	CRO	28/40	33/40	61	
7	SAMSA Nicole	AUS	18/40	18/40	36	
8	PEREYRA Milagros	ARG	12/40	15/39	27	

Legend:

Q Qualified



TWG
2025
CHENGDU



BOULES SPORTS

Women's Petanque Precision Shooting



Entry List by Event

As of SUN 17 AUG 2025

NOC	Name	Date of Birth
BEN - Benin	SAMBO ALASSANE Laima	6 MAR 1997
CHN - P. R. of China	YAN Linlin	28 JUL 1982
ESP - Spain	DIAZ Sara	16 SEP 1997
FRA - France	POINSOT Sandrine	24 MAR 1989
ITA - Italy	BOTTERO Alessia	25 FEB 2000
MAD - Madagascar	ANDRIANARIMALALA Judicael	31 MAR 1990
THA - Thailand	FUEANGSANIT Nantawan	22 SEP 1994
TUN - Tunisia	BEJI EP MATTOUSSI Mouna	27 JUL 1985
VIE - Vietnam	KIM Thi Thu Thao	4 OCT 1999



Results Summary

As of SAT 16 AUG 2025

Match	Name	NOC Code	Result	NOC Code	Name
FRI 15 AUG 2025					
Semifinals Match #1	FUEANGSANIT NANTAWAN	THA	29 - 35	CHN	YAN LINLIN
Semifinals Match #2	POINSOT SANDRINE	FRA	18 - 30	TUN	BEJI EP MATTOUSSI MOUNA
SAT 16 AUG 2025					
Bronze Medal Match	FUEANGSANIT NANTAWAN	THA	28 - 23	FRA	POINSOT SANDRINE
Gold Medal Match	YAN LINLIN	CHN	31 - 35	TUN	BEJI EP MATTOUSSI MOUNA



Brackets

As of SAT 16 AUG 2025

Semifinals	Finals	Medallist
FUEANGSANIT Nantawan (THA) 29	YAN Linlin 31	Gold Medal BEJI EP MATTOUSSI Mouna (TUN)
YAN Linlin (CHN) 35		
POINSOT Sandrine (FRA) 18	BEJI EP MATTOUSSI Mouna 35	Silver Medal YAN Linlin (CHN)
BEJI EP MATTOUSSI Mouna (TUN) 30		
FUEANGSANIT Nantawan (THA) 28		Bronze Medal FUEANGSANIT Nantawan (THA)
POINSOT Sandrine (FRA) 23		



Medallists

Medal	NOC	Name
GOLD	TUN - Tunisia	BEJI EP MATTOUSSI Mouna
SILVER	CHN - People's Republic of China	YAN Linlin
BRONZE	THA - Thailand	FUEANGSANIT Nantawan



Results

Match #3

Name	NOC Code	Result	Winner	Remark
FUEANGSANIT Nantawan	THA	28	X	
POINSOT Sandrine	FRA	23		



Results

Match #4

Name	NOC Code	Result	Winner	Remark
YAN Linlin	CHN	31		
BEJI EP MATTOUSSI Mouna	TUN	35	X	



Results

Match #1

Name	NOC Code	Result	Winner	Remark
FUEANGSANIT Nantawan	THA	29		
YAN Linlin	CHN	35	X	



Results

Match #2

Name	NOC Code	Result	Winner	Remark
POINSOT Sandrine	FRA	18		
BEJI EP MATTOUSSI Mouna	TUN	30	X	



Results

Rank	Name	NOC Code	Round1	TB1	Round2	TB2	Result	Remark
1	FUEANGSANIT Nantawan	THA	38 (3-7)				38	Q
2	POINSOT Sandrine	FRA	37 (5-3)				37	Q
3	BEJI EP MATTOUSSI Mouna	TUN	33 (3-5)		34 (4-4)		67	Q
4	YAN Linlin	CHN	23 (2-4)		31 (1-8)	10	54	Q
5	BOTTERO Alessia	ITA	31 (3-5)		23 (0-7)	0	54	
6	KIM Thi Thu Thao	VIE	20 (1-5)		34 (1-9)		54	
7	DIAZ Sara	ESP	18 (0-5)		31 (2-7)		49	
8	ANDRIANARIMALALA Judicael	MAD	27 (2-5)		17 (0-5)		44	
9	SAMBO ALASSANE Laima	BEN	18 (1-4)		11 (1-2)		29	

Legend:

TB Tie Break **Q** Qualified



TWG
2025
CHENGDU



BOULES SPORTS

Mixed Lyonnaise Quick
Shooting Doubles



Entry List by Event

As of SUN 17 AUG 2025

NOC	Name	Date of Birth
ARG - Argentina	HECKER Lucas	6 APR 1998
	PEREYRA Milagros	11 APR 1995
AUS - Australia	SAMSA Daniel	9 FEB 1996
	SAMSA Nicole	30 MAY 1998
CHN - P. R. of China	WANG Chenyi	21 JAN 1997
	ZHANG Xiaohui	4 OCT 2003
CRO - Croatia	MILICEVIC Marino	21 FEB 1992
	VOJKOVIC Ria	17 JUL 2002
FRA - France	GOUILLOUD Lisa	23 MAR 1998
	MARSENS Frederic	11 JAN 1991
ITA - Italy	GAMBA Natalie	17 DEC 2002
	SOLIGON Ivan	16 NOV 2000
SLO - Slovenia	KOSIR Jacqueline	2 MAY 1995
	POVH Gasper	7 JUL 2001
TUR - Türkiye	OZTURK Inci	22 MAR 1997
	YAKIN Mehmet Can	1 FEB 1998



Results Summary

As of SAT 16 AUG 2025

Match	Name	NOC Code	Result	NOC Code	Name
FRI 15 AUG 2025					
Semifinals Match #1	ITALY	ITA	47 - 44	TUR	TÜRKIYE
Semifinals Match #2	FRANCE	FRA	42 - 46	CHN	PEOPLE'S REPUBLIC OF CHINA
Bronze Medal Match	TÜRKIYE	TUR	46 - 49	FRA	FRANCE
Gold Medal Match	ITALY	ITA	48 - 44	CHN	PEOPLE'S REPUBLIC OF CHINA



Brackets

As of FRI 15 AUG 2025

Semifinals	Finals	Medallist
<div>SOLIGON Ivan/GAMBA Natalie (ITA) 47/57</div> <div>YAKIN Mehmet Can/OZTURK Inci (TUR) 44/57</div>	<div>SOLIGON Ivan/GAMBA N 48/57</div>	<div>Gold Medal</div> <div>Italy (ITA)</div>
<div>MARSENS F/GOUILLOUD Lisa (FRA) 42/58</div> <div>ZHANG Xiaohui/WANG Chenyi (CHN) 46/59</div>	<div>ZHANG X.H./WANG Chenyi 44/59</div>	<div>Silver Medal</div> <div>People's Republic of China (CHN)</div>
	<div>YAKIN MC/OZTURK Inci (TUR) 46/57</div> <div>MARSENS F/GOUILLOUD (FRA) 49/59</div>	<div>Bronze Medal</div> <div>France (FRA)</div>



Medallists

Medal	NOC	Name
GOLD	ITA - Italy	SOLIGON Ivan GAMBA Natalie
SILVER	CHN - People's Republic of China	ZHANG Xiaohui WANG Chenyi
BRONZE	FRA - France	MARSENS Frederic GOUILLOUD Lisa



Results

Match #3

Name	NOC Code	Result	Winner	Remark
TÜRKIYE YAKIN Mehmet Can OZTURK Inci	TUR	46/57		
FRANCE MARSENS Frederic GUILLOUD Lisa	FRA	49/59	X	



Results

Match #4

Name	NOC Code	Result	Winner	Remark
ITALY SOLIGON Ivan GAMBA Natalie	ITA	48/57	X	
PEOPLE'S REPUBLIC OF CHINA ZHANG Xiaohui WANG Chenyi	CHN	44/59		



Results

Match #1

Name	NOC Code	Result	Winner	Remark
ITALY SOLIGON Ivan GAMBA Natalie	ITA	47/57	X	
TURKIYE YAKIN Mehmet Can OZTURK Inci	TUR	44/57		



Results

Match #2

Name	NOC Code	Result	Winner	Remark
FRANCE MARSENS Frederic GOUILLOUD Lisa	FRA	42/58		
PEOPLE'S REPUBLIC OF CHINA ZHANG Xiaohui WANG Chenyi	CHN	46/59	X	



Results

Rank	Name	NOC Code	Round1	Round2	Result	Remark
1	Italy	ITA	48/57	50/57	98	Q
2	France	FRA	50/58	46/58	96	Q
3	People's Republic of China	CHN	43/59	48/59	91	Q
4	Turkiye	TUR	43/56	48/57	91	Q
5	Slovenia	SLO	40/58	45/59	85	
6	Argentina	ARG	38/53	34/53	72	
7	Australia	AUS	31/55	37/53	68	
8	Croatia	CRO	41/55		41	DNS

Legend:

Q Qualified **DNS** Did not start



TWG
2025
CHENGDU



BOULES SPORTS

Mixed Petanque Classic
Doubles



Entry List by Event

As of SUN 17 AUG 2025

NOC	Name	Date of Birth
BEN - Benin	GBETABLE Marcel	19 JAN 1997
	SAMBO ALASSANE Laima	6 MAR 1997
CHN - P. R. of China	JIN Zhao	28 MAY 1987
	YAN Linlin	28 JUL 1982
ESP - Spain	DIAZ Sara	16 SEP 1997
	ESCACHO Jesus	31 JUL 2001
FRA - France	DESPORT Lucas	11 FEB 1999
	POINSOT Sandrine	24 MAR 1989
ITA - Italy	BOTTERO Alessia	25 FEB 2000
	CHIAPELLO Andrea	8 APR 2000
MAD - Madagascar	ANDRIANARIMALALA Judicael	31 MAR 1990
	RAKOTOARISOA Yves	27 OCT 1998
THA - Thailand	FUEANGSANIT Nantawan	22 SEP 1994
	KHAMDEE Ratchata	2 FEB 2003
TUN - Tunisia	BEJI EP MATTOUSSI Mouna	27 JUL 1985
	BOUGRIBA Mohamed Khaled	30 JUL 1990
VIE - Vietnam	KIM Thi Thu Thao	4 OCT 1999
	VO Minh Luan	25 FEB 1995



Brackets

As of SUN 17 AUG 2025

Semifinals	Finals	Medallist
<div>BOUGRIBA MK/BEJI EP MATTOU. (TUN)13</div> <div>CHIAPELLO A/BOTTERO Alessia (ITA)5</div> <div>DESPOINT Lucas/POINSOT S (FRA)2</div> <div>KHAMDEE R/FUEANGSANIT N (THA)13</div>	<div>BOUGRIBA MK/BEJI EP MAT.10</div> <div>KHAMDEE R/FUEANGSANI.9</div> <div>CHIAPELLO A/BOTTERO A (ITA)4</div> <div>DESPOINT L/POINSOT S (FRA)13</div>	<div>Gold Medal Tunisia (TUN)</div> <div>Silver Medal Thailand (THA)</div> <div>Bronze Medal France (FRA)</div>
5th place Match		
<div>VO Minh Luan/KIM Thi Thu Thao (VIE)10</div> <div>ESCACHO Jesus/DIAZ Sara (ESP)13</div>	<div>ESCACHO Jesus/DIAZ Sara13</div>	
7th place Match		
<div>JIN Zhao/YAN Linlin (CHN)7</div> <div>GBETABLE M/SAMBO ALASSANE L (BEN)13</div>	<div>GBETABLE M/SAMBO ALAS.13</div>	



Round Robin Summary

As of SAT 16 AUG 2025

GROUP A

Rank	NOC Code	Name	TUN	THA	VIE	CHN	Games	Won	Points	Remark
1	TUN	Tunisia	-	10		13	2	2	23	
2	THA	Thailand	9	-	13 13		3	2	35	
3	VIE	Vietnam		8 2	-	13	3	1	23	
4	CHN	People's Republic of China	6		2	-	2	0	8	

GROUP B

Rank	NOC Code	Name	FRA	ITA	ESP	BEN	Games	Won	Points	Remark
1	FRA	France	-	13		10	2	2	23	
2	ITA	Italy	9	-	12 11		3	2	32	
3	ESP	Spain		11 4	-	13	3	1	28	
4	BEN	Benin	5		8	-	2	0	13	



Medallists

Medal	NOC	Name
GOLD	TUN - Tunisia	BOUGRIBA Mohamed Khaled BEJI EP MATTOUSSI Mouna
SILVER	THA - Thailand	KHAMDEE Ratchata FUEANGSANIT Nantawan
BRONZE	FRA - France	DESPOINT Lucas POINSOT Sandrine



Results

Match #11

Name	NOC Code	Points	Remark
PEOPLE'S REPUBLIC OF CHINA JIN Zhao YAN Linlin	CHN	7	
BENIN GBETABLE Marcel SAMBO ALASSANE Laima	BEN	13	



Results

Match #12

Name	NOC Code	Points	Remark
VIETNAM VO Minh Luan KIM Thi Thu Thao	VIE	10	
SPAIN ESCACHO Jesus DIAZ Sara	ESP	13	



Results

Match #15

Name	NOC Code	Points	Remark
ITALY CHIAPELLO Andrea BOTTERO Alessia	ITA	4	
FRANCE DESPOINT Lucas POINSOT Sandrine	FRA	13	



Results

Match #16

Name	NOC Code	Points	Remark
TUNISIA BOUGRIBA Mohamed Khaled BEJI EP MATTOUSSI Mouna	TUN	10	
THAILAND KHAMDEE Ratchata FUEANGSANIT Nantawan	THA	9	



Results

Match #14

Name	NOC Code	Points	Remark
FRANCE DESSPORT Lucas POINSOT Sandrine	FRA	2	
THAILAND KHAMDEE Ratchata FUEANGSANIT Nantawan	THA	13	



Results

Match #13

Name	NOC Code	Points	Remark
TUNISIA BOUGRIBA Mohamed Khaled BEJI EP MATTOUSSI Mouna	TUN	13	
ITALY CHIAPELLO Andrea BOTTERO Alessia	ITA	5	



Results

Match #6

Name	NOC Code	Points	Remark
FRANCE DESPOINT Lucas POINSOT Sandrine	FRA	10	
BENIN GBETABLE Marcel SAMBO ALASSANE Laima	BEN	5	



Results

Match #7

Name	NOC Code	Points	Remark
SPAIN ESCACHO Jesus DIAZ Sara	ESP	11	
ITALY CHIAPELLO Andrea BOTTERO Alessia	ITA	12	



Results

Match #8

Name	NOC Code	Points	Remark
FRANCE DESSPORT Lucas POINSOT Sandrine	FRA	13	
ITALY CHIAPELLO Andrea BOTTERO Alessia	ITA	9	



Results

Match #9

Name	NOC Code	Points	Remark
BENIN GBETABLE Marcel SAMBO ALASSANE Laima	BEN	8	
SPAIN ESCACHO Jesus DIAZ Sara	ESP	13	



Results

Match #10

Name	NOC Code	Points	Remark
SPAIN ESCACHO Jesus DIAZ Sara	ESP	4	
ITALY CHIAPELLO Andrea BOTTERO Alessia	ITA	11	



Results

Match #1

Name	NOC Code	Points	Remark
THAILAND KHAMDEE Ratchata FUEANGSANIT Nantawan	THA	13	
VIETNAM VO Minh Luan KIM Thi Thu Thao	VIE	8	



Results

Match #2

Name	NOC Code	Points	Remark
PEOPLE'S REPUBLIC OF CHINA JIN Zhao YAN Linlin	CHN	6	
TUNISIA BOUGRIBA Mohamed Khaled BEJI EP MATTOUSSI Mouna	TUN	13	



Results

Match #3

Name	NOC Code	Points	Remark
THAILAND KHAMDEE Ratchata FUEANGSANIT Nantawan	THA	9	
TUNISIA BOUGRIBA Mohamed Khaled BEJI EP MATTOUSSI Mouna	TUN	10	



Results

Match #4

Name	NOC Code	Points	Remark
VIETNAM VO Minh Luan KIM Thi Thu Thao	VIE	13	
PEOPLE'S REPUBLIC OF CHINA JIN Zhao YAN Linlin	CHN	2	



Results

Match #5

Name	NOC Code	Points	Remark
VIETNAM	VIE	2	
VO Minh Luan			
KIM Thi Thu Thao			
THAILAND	THA	13	
KHAMDEE Ratchata			
FUEANGSANIT Nantawan			



TWG
2025
CHENGDU



BREAKING

RESULTS BOOK

TABLE OF CONTENTS



9	Breaking	1067
9.1	Table of Contents	1068
9.2	Competition Schedule	1073
9.3	Entry List by NOC	1074
9.4	Competition Officials	1076
9.5	Medallists by Event	1077
9.6	Medal Standings	1078
9.7	B-Boys	1079
9.7.1	Entry List by Event	1080
9.7.2	Competition Summary	1081
9.7.3	Medallists	1082
9.7.4	Finals	1083
9.7.4.1	Start List	1083
9.7.4.2	Results	1084
9.7.4.3	Bronze Medal Battle Judges Analysis JPN - JPN	1085
9.7.4.4	Gold Medal Battle Judges Analysis JPN - CHN	1087
9.7.5	Semifinals	1089
9.7.5.1	Start List	1089
9.7.5.2	Results	1090
9.7.5.3	Battle Judges Analysis JPN - JPN	1091
9.7.5.4	Battle Judges Analysis JPN - CHN	1093
9.7.6	Quarterfinals	1095
9.7.6.1	Start List	1095
9.7.6.2	Results	1096
9.7.6.3	Battle Judges Analysis UKR - JPN	1097
9.7.6.4	Battle Judges Analysis FRA - JPN	1099
9.7.6.5	Battle Judges Analysis CHN - JPN	1101
9.7.6.6	Battle Judges Analysis KOR - CHN	1103
9.7.7	Round Robin Group D	1105
9.7.7.1	Battle Judges Analysis JPN - TPE	1105
9.7.7.2	Battle Judges Analysis CHI - FRA	1106
9.7.7.3	Battle Judges Analysis TPE - CHI	1107
9.7.7.4	Battle Judges Analysis JPN - FRA	1108
9.7.7.5	Battle Judges Analysis TPE - FRA	1109
9.7.7.6	Battle Judges Analysis CHI - JPN	1110
9.7.8	Round Robin Group C	1111
9.7.8.1	Battle Judges Analysis CHN - JPN	1111

RESULTS BOOK

TABLE OF CONTENTS

9.7.8.2	Battle Judges Analysis BRA - KOR	1112
9.7.8.3	Battle Judges Analysis JPN - BRA	1113
9.7.8.4	Battle Judges Analysis CHN - KOR	1114
9.7.8.5	Battle Judges Analysis JPN - KOR	1115
9.7.8.6	Battle Judges Analysis CHN - BRA	1116
9.7.9	Round Robin Group B	1117
9.7.9.1	Battle Judges Analysis UKR - CHN	1117
9.7.9.2	Battle Judges Analysis ESP - BEL	1118
9.7.9.3	Battle Judges Analysis CHN - ESP	1119
9.7.9.4	Battle Judges Analysis UKR - BEL	1120
9.7.9.5	Battle Judges Analysis CHN - BEL	1121
9.7.9.6	Battle Judges Analysis ESP - UKR	1122
9.7.10	Round Robin Group A	1123
9.7.10.1	Battle Judges Analysis CHN - JPN	1123
9.7.10.2	Battle Judges Analysis AUS - POL	1124
9.7.10.3	Battle Judges Analysis POL - JPN	1125
9.7.10.4	Battle Judges Analysis AUS - CHN	1126
9.7.10.5	Battle Judges Analysis JPN - AUS	1127
9.7.10.6	Battle Judges Analysis CHN - POL	1128
9.8	B-Girls	1129
9.8.1	Entry List by Event	1130
9.8.2	Competition Summary	1131
9.8.3	Medallists	1132
9.8.4	Finals	1133
9.8.4.1	Start List	1133
9.8.4.2	Results	1134
9.8.4.3	Bronze Medal Battle Judges Analysis LTU - FRA	1135
9.8.4.4	Gold Medal Battle Judges Analysis CHN - CHN	1137
9.8.5	Semifinals	1139
9.8.5.1	Start List	1139
9.8.5.2	Results	1140
9.8.5.3	Battle Judges Analysis CHN - LTU	1141
9.8.5.4	Battle Judges Analysis FRA - CHN	1143
9.8.6	Quarterfinals	1145
9.8.6.1	Start List	1145
9.8.6.2	Results	1146
9.8.6.3	Battle Judges Analysis LTU - NED	1147
9.8.6.4	Battle Judges Analysis JPN - CHN	1149
9.8.6.5	Battle Judges Analysis ITA - CHN	1151
9.8.6.6	Battle Judges Analysis FRA - JPN	1153
9.8.7	Round Robin Group D	1155
9.8.7.1	Battle Judges Analysis CHN - CHN	1155
9.8.7.2	Battle Judges Analysis CHN - KOR	1156
9.8.7.3	Battle Judges Analysis CHN - CHN	1157

RESULTS BOOK

TABLE OF CONTENTS

9.8.7.4	Battle Judges Analysis KOR - CHN	1158
9.8.7.5	Battle Judges Analysis CHN - KOR	1159
9.8.7.6	Battle Judges Analysis CHN - CHN	1160
9.8.8	Round Robin Group C	1161
9.8.8.1	Battle Judges Analysis JPN - LTU	1161
9.8.8.2	Battle Judges Analysis JPN - POR	1162
9.8.8.3	Battle Judges Analysis JPN - JPN	1163
9.8.8.4	Battle Judges Analysis LTU - POR	1164
9.8.8.5	Battle Judges Analysis POR - JPN	1165
9.8.8.6	Battle Judges Analysis LTU - JPN	1166
9.8.9	Round Robin Group B	1167
9.8.9.1	Battle Judges Analysis NED - FRA	1167
9.8.9.2	Battle Judges Analysis ITA - UKR	1168
9.8.9.3	Battle Judges Analysis UKR - NED	1169
9.8.9.4	Battle Judges Analysis FRA - ITA	1170
9.8.9.5	Battle Judges Analysis NED - ITA	1171
9.8.9.6	Battle Judges Analysis UKR - FRA	1172
9.8.10	Round Robin Group A	1173
9.8.10.1	Battle Judges Analysis ITA - JPN	1173
9.8.10.2	Battle Judges Analysis UKR - BRA	1174
9.8.10.3	Battle Judges Analysis JPN - UKR	1175
9.8.10.4	Battle Judges Analysis ITA - BRA	1176
9.8.10.5	Battle Judges Analysis JPN - BRA	1177
9.8.10.6	Battle Judges Analysis UKR - ITA	1178



Competition Schedule

As of SAT 16 AUG 2025

Date	Start Time	Event	Phase
SAT 16 AUG	14:00	B-Girls	Round Robin
	17:00	B-Boys	Round Robin
SUN 17 AUG	12:00	B-Girls	Quarterfinals
	12:30	B-Boys	Quarterfinals
	13:02	B-Girls	Semifinals
	13:17	B-Boys	Semifinals
	13:40	B-Girls	Finals
	13:49	B-Boys	Finals

Note:

Please check online for more details and the latest updates.

Timing and Results provided by Tissot



Entry List by NOC

As of SAT 16 AUG 2025

NOC	Gender	WDSF e-card	Date of Birth
AUS - Australia			
BENMX	M	10146050	6 DEC 2007
BEL - Belgium			
CIS	M	10138304	16 MAR 2004
BRA - Brazil			
MINI JAPA	F	10138666	10 AUG 1994
LUAN SAN	M	10136146	13 MAR 1991
CHI - Chile			
MATITA	M	10136772	13 NOV 1999
CHN - People's Republic of China			
671	F	10136137	19 OCT 2005
YING ZI	F	10129717	12 APR 1993
MONKEY Z	M	10145056	3 SEP 2005
LITHE-ING	M	10136153	25 MAY 2005
ROYAL	F	10140468	4 OCT 2008
X-RAIN	M	10116109	25 JAN 2000
ESP - Spain			
XAK	M	10130289	1 NOV 1986
FRA - France			
KILLIAN	M	10141149	20 SEP 2002
SYSSY	F	10141144	1 SEP 2008
ITA - Italy			
ANTI	F	10133891	30 NOV 1997
ALESSANDRINA	F	10134281	13 OCT 1999
JPN - Japan			
SHIGEKIX	M	10129814	11 MAR 2002
RIKO	F	10138610	28 MAR 2007
AYUMI	F	10136226	22 JUN 1983
ISSIN	M	10140373	1 MAY 2005
HIRO10	M	10138515	3 DEC 2004
AYANE	F	10140134	26 NOV 1997

Legend:

F Female M Male

Timing and Results provided by Tissot



Entry List by NOC

As of SAT 16 AUG 2025

NOC	Gender	WDSF e-card	Date of Birth
KOR - Republic of Korea			
WING	M	10142269	11 SEP 1987
STARRY	F	10140176	19 SEP 1996
LTU - Lithuania			
NICKA	F	10134143	8 JUN 2007
NED - Netherlands			
INDIA	F	10140217	19 MAY 2006
POL - Poland			
WIGOR	M	10115997	10 NOV 2002
POR - Portugal			
VANESSA	F	10134480	21 MAR 1992
TPE - Chinese Taipei			
QUAKE	M	10136475	21 SEP 1999
UKR - Ukraine			
STEFANI	F	10133050	26 JUN 1994
KATE	F	10143063	2 JUN 1995
KUZYA	M	10138669	23 JUL 1990

Legend:

F Female **M** Male

Timing and Results provided by Tissot



Competition Officials

As of SAT 16 AUG 2025

Function	Name	Organisation
Chair:	BOJIN	WDSF - World DanceSport Federation
Head Judge:	MGBILITY	SVK - Slovakia
Judges:	KAZUHIRO	JPN - Japan
	JESS	ESP - Spain
	MANNY	GBR - Great Britain
	GOMBI	HUN - Hungary
	KOWLOON	CHN - People's Republic of China
	KID GLYDE	PUR - Puerto Rico
	PIECEZ	CAN - Canada
	VIRUS	KOR - Republic of Korea
	INTACT	UKR - Ukraine
DJs:	PLASH1	POL - Poland
	MAZEROCK	CHN - People's Republic of China
Hosts:	MAX	POR - Portugal
	LIL SEAN	CHN - People's Republic of China



Medallists by Event

As of SAT 16 AUG 2025 at 15:13

Event	Date	Medal	Name	NOC Code
B-Girls	SAT 16 AUG	GOLD	ROYAL	CHN
		SILVER	671	CHN
		BRONZE	NICKA	LTU
B-Boys	SAT 16 AUG	GOLD	LITHE-ING	CHN
		SILVER	ISSIN	JPN
		BRONZE	SHIGEKIX	JPN



Medal Standings

As of SAT 16 AUG 2025 at 15:13

Rank	NOC	Men				Women				Total				Rank by Total
		G	S	B	Tot.	G	S	B	Tot.	G	S	B	Tot.	
1	CHN - People's Republic of China	1			1	1	1		2	2	1		3	=3
2	JPN - Japan		1	1	2						1	1	2	=2
3	LTU - Lithuania							1	1			1	1	=1
	Total:	1	1	1	3	1	1	1	3	2	2	2	6	

Note:

Rank by Total is calculated by the total number of gold, silver and bronze medals.

Legend:

= Equal sign indicates that two or more countries share the same rank by total **B** Bronze **G** Gold **S** Silver
Tot. Total

Timing and Results provided by Tissot



BREAKING

B-Boys



Entry List by Event

As of SAT 16 AUG 2025

NOC	Name	Date of Birth
AUS - Australia	BENMX	6 DEC 2007
BEL - Belgium	CIS	16 MAR 2004
BRA - Brazil	LUAN SAN	13 MAR 1991
CHI - Chile	MATITA	13 NOV 1999
CHN - People's Republic of China	MONKEY Z	3 SEP 2005
	LITHE-ING	25 MAY 2005
	X-RAIN	25 JAN 2000
ESP - Spain	XAK	1 NOV 1986
FRA - France	KILLIAN	20 SEP 2002
JPN - Japan	SHIGEKIX	11 MAR 2002
	ISSIN	1 MAY 2005
	HIRO10	3 DEC 2004
KOR - Republic of Korea	WING	11 SEP 1987
POL - Poland	WIGOR	10 NOV 2002
TPE - Chinese Taipei	QUAKE	21 SEP 1999
UKR - Ukraine	KUZYA	23 JUL 1990



Competition Summary

As of SAT 16 AUG 2025 at 14:29

Round Robin

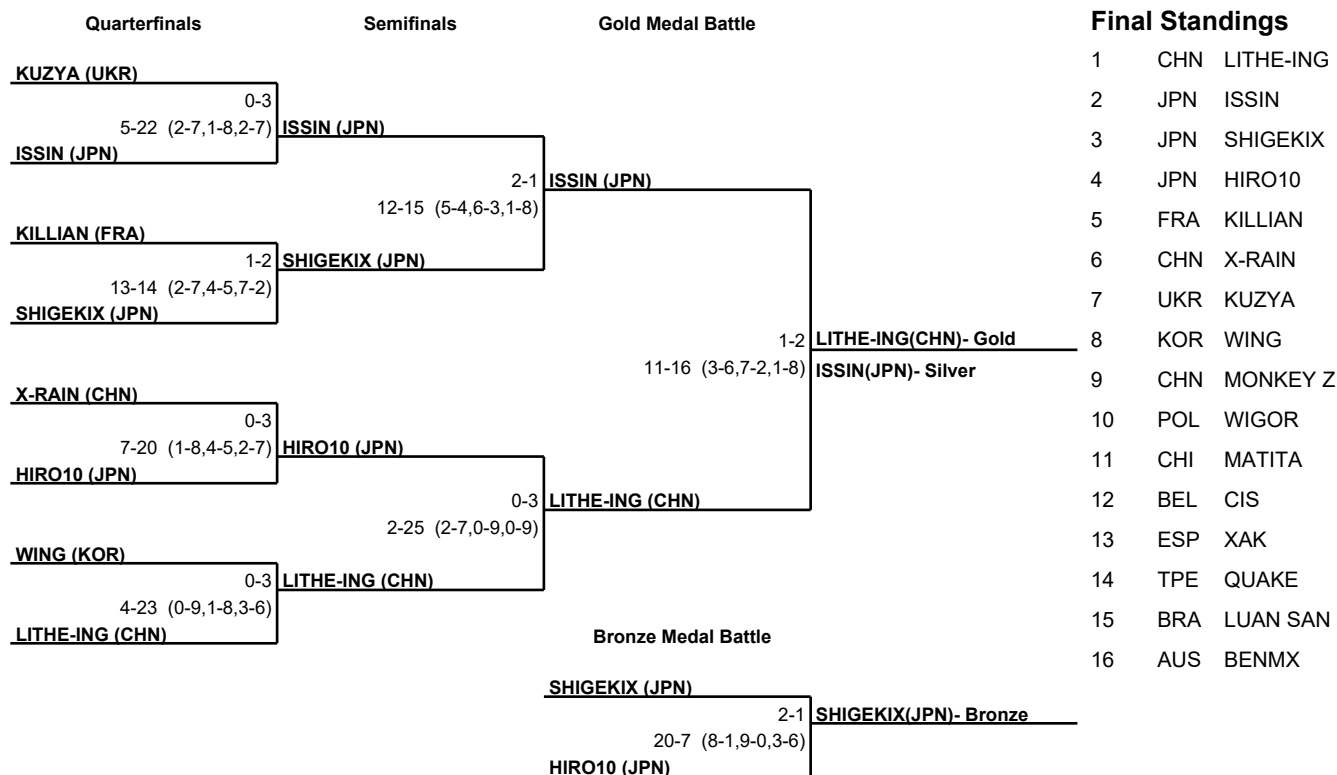
Group A					
Rank	Name	NOC Code	Total Scores		
			Rounds	Votes	
1	SHIGEKIX	JPN	6	49	Q
2	X-RAIN	CHN	4	39	Q
3	WIGOR	POL	2	18	
4	BENMX	AUS	0	2	

Group B					
Rank	Name	NOC Code	Total Scores		
			Rounds	Votes	
1	LITHE-ING	CHN	6	47	Q
2	KUZYA	UKR	4	36	Q
3	CIS	BEL	1	15	
4	XAK	ESP	1	10	

Group C					
Rank	Name	NOC Code	Total Scores		
			Rounds	Votes	
1	ISSIN	JPN	5	38	Q
2	WING	KOR	5	33	Q
3	MONKEY Z	CHN	2	27	
4	LUAN SAN	BRA	0	10	

Group D					
Rank	Name	NOC Code	Total Scores		
			Rounds	Votes	
1	HIRO10	JPN	6	48	Q
2	KILLIAN	FRA	4	32	Q
3	MATITA	CHI	2	18	
4	QUAKE	TPE	0	10	

Qualification: The top 2 athletes in each group qualify to the Quarterfinals



Legend:
Q Qualified for Quarterfinals

Timing and Results provided by Tissot



Medallists

Medal	Name	NOC
GOLD	LITHE-ING	CHN - People's Republic of China
SILVER	ISSIN	JPN - Japan
BRONZE	SHIGEKIX	JPN - Japan



Start List

Bronze Medal Battle

Start Time: 13:38

Battle No.	Red side Name (NOC Code)	Score		Blue side Name (NOC Code)
		Rounds	Votes	
31	SHIGEKIX (JPN)	-	-	HIRO10 (JPN)

Gold Medal Battle

Start Time: 13:38

Battle No.	Red side Name (NOC Code)	Score		Blue side Name (NOC Code)
		Rounds	Votes	
32	ISSIN (JPN)	-	-	LITHE-ING (CHN)

Judges:	KAZUHIRO (JPN)	Chair:	BOJIN (WDSF)
	JESS (ESP)		MGBILITY (SVK)
	MANNY (GBR)		PLASH1 (POL)
	GOMBI (HUN)		MAZEROCK (CHN)
	KOWLOON (CHN)		MAX (POR)
	KID GLYDE (PUR)		LIL SEAN (CHN)
	PIECEZ (CAN)		
	VIRUS (KOR)		
	INTACT (UKR)		

Note:
During the Knock-out, each battle consists of three rounds. The athlete with more rounds at the end of the battle is declared the winner.

Legend:
No. Number



Results

Bronze Medal Battle

Battle No.	Red side Name(NOC Code)	Rounds Votes	Blue side Name(NOC Code)
31	SHIGEKIX (JPN)	2-1 20-7 (8-1, 9-0, 3-6)	HIRO10 (JPN)

Gold Medal Battle

Battle No.	Red side Name(NOC Code)	Rounds Votes	Blue side Name(NOC Code)
32	ISSIN (JPN)	1-2 11-16 (3-6, 7-2, 1-8)	LITHE-ING (CHN)

Legend:

No. Number

Timing and Results provided by Tissot



Judges Analysis

Battle 15

2-1

20-7 (8-1, 9-0, 3-6)

Red side
SHIGEKIX (JPN)



Blue side
HIRO10 (JPN)

Round 1 Red 1-0 (8-1)

Judge	Overall	Technique	Vocabulary	Creativity	Execution	Musicality
KAZUHIRO	Red +1.40%	Blue +1.10%	Red +1.10%	Blue +1.30%	Red +1.30%	Red +1.40%
JESS	Red +3.30%	Red +0.30%	Red +1.50%	Blue +1.10%	Red +1.30%	Red +1.30%
MANNY	Red +2.30%	Blue +2.70%	Red +2.70%	Blue +1.80%	Red +2.10%	Red +2.00%
GOMBI	Red +19.40%	Red +4.90%	Red +3.70%	Red +3.10%	Red +3.40%	Red +4.30%
KOWLOON	Red +3.90%	Blue +1.40%	Red +1.10%	Red +1.80%	Red +1.00%	Red +1.40%
KID GLYDE	Red +3.30%	Red +1.70%	Red +1.20%	Red +0.90%	Blue +1.80%	Red +1.30%
PIECEZ	Red +7.10%	Red +2.80%	Red +1.60%	Blue +0.80%	Red +1.30%	Red +2.20%
VIRUS	Red +4.80%	Blue +0.90%	Red +1.30%	Red +1.60%	Red +1.60%	Red +1.20%
INTACT	Blue +2.30%	Blue +0.90%	Blue +1.50%	Blue +0.70%	Blue +0.20%	Red +1.00%

Round 2 Red 2-0 (9-0)

Judge	Overall	Technique	Vocabulary	Creativity	Execution	Musicality
KAZUHIRO	Red +0.80%	Blue +1.30%	Red +1.30%	Blue +1.30%	Red +1.00%	Red +1.10%
JESS	Red +2.90%	Red +1.00%	Red +1.00%	Red +0.50%	Red +1.30%	Blue +0.90%
MANNY	Red +11.90%	Red +2.60%	Red +2.50%	Red +2.30%	Red +2.10%	Red +2.40%
GOMBI	Red +8.40%	Red +4.10%	Red +4.10%	Blue +3.00%	Blue +3.80%	Red +7.00%
KOWLOON	Red +2.70%	Blue +1.70%	Red +0.80%	Red +1.20%	Red +1.30%	Red +1.10%
KID GLYDE	Red +8.40%	Red +1.80%	Red +1.00%	Red +2.80%	Red +1.90%	Red +0.90%
PIECEZ	Red +4.20%	Red +3.10%	-	Red +1.10%	Blue +1.60%	Red +1.60%
VIRUS	Red +3.50%	Blue +1.60%	Red +1.40%	Red +0.90%	Red +1.80%	Red +1.00%
INTACT	Red +9.70%	Red +2.20%	Red +2.30%	Red +1.10%	Red +2.70%	Red +1.40%



SUN 17 AUG 2025










Start Time 13:49

Judges Analysis

Round 3

 Blue

2-1 (3-6)

Judge	Overall	Technique	Vocabulary	Creativity	Execution	Musicality
KAZUHIRO	 Blue +4.20%	Blue +2.40%	Blue +0.40%	Blue +1.30%	Blue +1.00%	Red +0.90%
JESS	 Red +4.40%	Red +1.80%	Red +0.80%	Red +1.10%	Red +1.70%	Blue +1.00%
MANNY	 Blue +3.10%	Blue +2.10%	Red +1.90%	Blue +2.50%	Blue +2.10%	Red +1.70%
GOMBI	 Blue +0.60%	Blue +7.20%	Blue +1.80%	Red +5.60%	Blue +2.20%	Red +5.00%
KOWLOON	 Blue +2.00%	Blue +1.10%	Red +1.20%	Red +0.80%	Blue +1.50%	Blue +1.40%
KID GLYDE	 Red +3.90%	Blue +3.80%	Red +2.50%	Red +2.20%	Blue +0.40%	Red +3.40%
PIECEZ	 Red +1.20%	Blue +1.30%	Red +2.10%	Red +1.90%	Blue +4.20%	Red +2.70%
VIRUS	 Blue +0.40%	Blue +5.30%	Red +1.50%	Red +1.10%	Red +1.20%	Red +1.10%
INTACT	 Blue +6.30%	Blue +1.40%	Red +0.80%	Blue +0.60%	Blue +2.00%	Blue +3.10%



Judges Analysis

Battle 16

1-2

11-16 (3-6, 7-2, 1-8)

Red side
ISSIN (JPN)



Blue side
LITHE-ING (CHN)

Round 1



Blue

0-1 (3-6)

Judge	Overall	Technique	Vocabulary	Creativity	Execution	Musicality
KAZUHIRO	Red +6.40%	Red +1.80%	Red +2.10%	Red +2.80%	Red +0.70%	Blue +1.00%
JESS	Blue +5.00%	Blue +0.90%	Blue +1.00%	Blue +1.10%	Blue +1.30%	Blue +0.70%
MANNY	Blue +3.40%	Red +2.20%	Blue +2.80%	Blue +2.40%	Red +1.80%	Blue +2.20%
GOMBI	Blue +8.40%	Red +3.20%	Red +1.60%	Blue +2.50%	Blue +4.20%	Blue +6.50%
KOWLOON	Blue +2.10%	Red +1.60%	Blue +0.50%	Blue +1.00%	Blue +1.10%	Blue +1.10%
KID GLYDE	Blue +2.20%	Blue +3.00%	Red +2.30%	Red +1.90%	Blue +6.10%	Red +2.70%
PIECEZ	Blue +5.50%	Blue +3.20%	Blue +1.10%	Red +2.30%	Blue +1.00%	Blue +2.50%
VIRUS	Red +10.20%	Red +2.30%	Red +1.50%	Red +2.60%	Red +1.30%	Red +2.50%
INTACT	Red +6.10%	Red +0.80%	Red +1.30%	Red +2.50%	Red +0.80%	Red +0.70%

Round 2



Red

1-1 (7-2)

Judge	Overall	Technique	Vocabulary	Creativity	Execution	Musicality
KAZUHIRO	Red +5.50%	Red +1.60%	Red +1.40%	Red +2.20%	Red +1.30%	Blue +1.00%
JESS	Blue +3.10%	Blue +1.10%	Blue +0.90%	Red +1.00%	Blue +0.80%	Blue +1.30%
MANNY	Red +11.40%	Red +2.00%	Red +2.60%	Red +2.20%	Red +2.20%	Red +2.40%
GOMBI	Red +12.60%	Red +5.50%	Red +4.70%	Red +4.50%	Red +4.00%	Blue +6.10%
KOWLOON	Red +6.60%	Red +1.80%	Red +1.30%	Red +1.00%	Red +1.40%	Red +1.10%
KID GLYDE	Blue +0.80%	Blue +4.60%	Blue +1.60%	Red +4.00%	Blue +5.10%	Red +6.50%
PIECEZ	Red +4.20%	Red +2.90%	Blue +2.20%	Red +1.30%	Red +3.50%	Blue +1.30%
VIRUS	Red +5.60%	Red +0.70%	Red +1.50%	Red +2.40%	-	Red +1.00%
INTACT	Red +5.70%	Red +1.40%	Red +0.80%	Red +1.60%	Red +0.70%	Red +1.20%



SUN 17 AUG 2025

Start Time 14:17

Judges Analysis

Round 3  **Blue** **1-2 (1-8)**

Judge	Overall	Technique	Vocabulary	Creativity	Execution	Musicality
KAZUHIRO	Blue +1.40%	Red +1.00%	Blue +1.30%	Red +1.10%	Blue +1.20%	Blue +1.00%
JESS	Blue +5.10%	Blue +0.80%	Blue +1.70%	Blue +0.80%	Blue +0.90%	Blue +0.90%
MANNY	Blue +13.90%	Blue +2.60%	Blue +2.80%	Blue +3.00%	Blue +2.30%	Blue +3.20%
GOMBI	Blue +11.20%	Blue +5.90%	Blue +2.90%	Blue +2.40%	Red +3.30%	Blue +3.30%
KOWLOON	Blue +4.00%	Red +0.90%	Blue +1.10%	Blue +1.20%	Blue +1.00%	Blue +1.60%
KID GLYDE	Blue +1.70%	Blue +4.70%	Red +3.20%	Red +4.90%	Blue +3.80%	Blue +1.30%
PIECEZ	Blue +8.70%	Blue +1.90%	Blue +1.60%	Blue +1.30%	Blue +2.30%	Blue +1.60%
VIRUS	Red +6.40%	Red +1.20%	Red +0.80%	Red +1.70%	Red +1.50%	Red +1.20%
INTACT	Blue +9.80%	Blue +0.60%	Blue +2.60%	Blue +0.70%	Blue +3.90%	Blue +2.00%



Start List

Battle No.	Red side Name (NOC Code)	Score		Blue side Name (NOC Code)
		Rounds	Votes	
29	ISSIN (JPN)	-	-	SHIGEKIX (JPN)
30	HIRO10 (JPN)	-	-	LITHE-ING (CHN)

Judges:	KAZUHIRO (JPN)	Chair:	BOJIN (WDSF)
	JESS (ESP)		MGBILITY (SVK)
	MANNY (GBR)		PLASH1 (POL)
	GOMBI (HUN)		MAZEROCK (CHN)
	KOWLOON (CHN)		MAX (POR)
	KID GLYDE (PUR)		LIL SEAN (CHN)
	PIECEZ (CAN)		
	VIRUS (KOR)		
	INTACT (UKR)		

Note:
During the Knock-out, each battle consists of three rounds. The athlete with more rounds at the end of the battle is declared the winner.

Legend:
No. Number



Results

Battle No.	Red side Name(NOC Code)	Rounds Votes	Blue side Name(NOC Code)
29	ISSIN (JPN)	2-1 12-15 (5-4, 6-3, 1-8)	SHIGEKIX (JPN)
30	HIRO10 (JPN)	0-3 2-25 (2-7, 0-9, 0-9)	LITHE-ING (CHN)

Legend:

No. Number

Timing and Results provided by Tissot



Judges Analysis

Battle 13

2-1

12-15 (5-4, 6-3, 1-8)

Red side
ISSIN (JPN)



Blue side
SHIGEKIX (JPN)

Round 1



Red

1-0 (5-4)

Judge	Overall	Technique	Vocabulary	Creativity	Execution	Musicality
KAZUHIRO	Blue +3.20%	Blue +1.50%	Blue +0.80%	Red +2.10%	Blue +1.00%	Blue +2.00%
JESS	Red +0.90%	Blue +1.10%	Red +0.50%	Red +0.60%	Blue +1.00%	Blue +1.10%
Blue: 1 misbehavior						
MANNY	Red +7.90%	Red +3.00%	Red +1.60%	Red +2.40%	Red +3.30%	Blue +2.40%
GOMBI	Blue +15.10%	Blue +9.00%	Blue +2.70%	Blue +2.60%	Red +3.70%	Blue +4.50%
KOWLOON	Red +6.00%	Red +1.10%	Red +1.30%	Red +1.10%	Red +1.10%	Red +1.40%
KID GLYDE	Blue +7.80%	Blue +3.90%	-	Red +1.60%	Blue +3.10%	Blue +2.40%
PIECEZ	Red +1.90%	Blue +1.30%	Red +1.10%	Red +1.60%	Red +2.20%	Blue +1.70%
VIRUS	Red +6.40%	Red +1.50%	Red +2.40%	Red +1.70%	Red +2.30%	Blue +1.50%
INTACT	Blue +0.90%	Blue +0.70%	Red +1.10%	Red +0.90%	Blue +1.30%	Blue +0.90%

Round 2



Red

2-0 (6-3)

Judge	Overall	Technique	Vocabulary	Creativity	Execution	Musicality
KAZUHIRO	Blue +4.40%	Blue +1.90%	Blue +1.40%	Red +1.60%	Blue +1.60%	Blue +1.10%
JESS	Red +0.60%	Blue +1.10%	Red +0.70%	Red +1.30%	Blue +1.10%	Red +0.80%
MANNY	Red +7.80%	Red +2.20%	Blue +2.10%	Red +1.50%	Red +3.00%	Red +3.20%
GOMBI	Blue +2.50%	Red +6.70%	Blue +4.60%	Blue +3.80%	Red +3.80%	Blue +4.60%
KOWLOON	Blue +4.90%	Blue +0.90%	Blue +0.90%	Blue +1.10%	Blue +1.00%	Blue +1.00%
KID GLYDE	Red +13.10%	Red +4.40%	Red +2.70%	Red +3.50%	Red +0.90%	Red +1.60%
PIECEZ	Red +8.60%	Red +3.50%	Red +1.20%	Red +1.90%	Red +4.10%	Blue +2.10%
VIRUS	Red +3.80%	-	Blue +0.70%	Red +3.00%	Red +1.50%	-
INTACT	Red +7.50%	Red +1.30%	Red +2.30%	Red +1.40%	Red +0.70%	Red +1.80%



SUN 17 AUG 2025

Start Time 13:17

Judges Analysis

Round 3  Blue 2-1 (1-8)

Judge	Overall	Technique	Vocabulary	Creativity	Execution	Musicality
KAZUHIRO	Blue +5.30%	Blue +0.90%	Blue +2.00%	Red +1.60%	Blue +1.90%	Blue +2.10%
JESS	Blue +8.10%	Blue +1.40%	Blue +2.70%	Blue +1.00%	Blue +1.80%	Blue +1.20%
MANNY	Blue +13.50%	Blue +3.20%	Blue +2.80%	Blue +2.50%	Blue +2.40%	Blue +2.60%
GOMBI	Blue +15.60%	Blue +5.50%	Red +3.30%	Blue +3.90%	Blue +4.80%	Blue +4.70%
KOWLOON	Blue +6.20%	Blue +1.40%	Blue +0.80%	Blue +1.00%	Blue +1.30%	Blue +1.70%
KID GLYDE	Blue +15.30%	Blue +2.70%	Blue +4.10%	Red +1.30%	Blue +4.20%	Blue +5.60%
PIECEZ	Blue +12.80%	Blue +4.40%	Blue +2.10%	Blue +1.30%	Blue +2.00%	Blue +3.00%
VIRUS	Red +2.10%	Red +0.80%	Blue +0.10%	Red +2.10%	Blue +0.70%	-
INTACT	Blue +8.30%	Blue +2.60%	Blue +1.70%	Blue +0.80%	Blue +1.70%	Blue +1.50%



Judges Analysis

Battle 14

0-3

2-25 (2-7, 0-9, 0-9)

Red side
HIRO10 (JPN)



Blue side
LITHE-ING (CHN)

Round 1



Blue

0-1 (2-7)

Judge	Overall	Technique	Vocabulary	Creativity	Execution	Musicality
KAZUHIRO	Blue +4.70%	Red +0.90%	Blue +1.50%	Blue +0.80%	Blue +1.30%	Blue +2.00%
JESS	Blue +2.70%	Blue +0.80%	Blue +1.40%	Red +1.20%	Blue +0.80%	Blue +0.90%
MANNY	Blue +11.20%	Blue +2.70%	Blue +2.10%	Blue +1.90%	Blue +2.20%	Blue +2.30%
GOMBI	Blue +16.30%	Red +3.30%	Blue +4.70%	Blue +4.10%	Blue +4.40%	Blue +6.40%
KOWLOON	Blue +4.00%	Red +0.60%	Blue +0.90%	Blue +0.80%	Blue +1.50%	Blue +1.40%
KID GLYDE	Blue +9.10%	Blue +3.80%	Blue +3.30%	Red +3.80%	Blue +1.60%	Blue +4.20%
PIECEZ	Red +0.40%	Red +3.50%	Blue +1.50%	Blue +1.30%	Red +0.90%	Blue +1.20%
VIRUS	Red +1.70%	Red +2.10%	Blue +1.70%	Blue +1.00%	Red +1.50%	Red +0.80%
INTACT	Blue +5.80%	Blue +1.70%	Blue +1.50%	Blue +0.70%	Blue +1.10%	Blue +0.80%

Round 2



Blue

0-2 (0-9)

Judge	Overall	Technique	Vocabulary	Creativity	Execution	Musicality
KAZUHIRO	Blue +5.90%	Blue +1.40%	Blue +1.20%	-	Blue +1.20%	Blue +2.10%
JESS	Blue +6.60%	Blue +1.00%	Blue +1.30%	Blue +1.40%	Blue +1.30%	Blue +1.60%
MANNY	Blue +5.70%	Blue +1.90%	Blue +1.80%	Red +1.60%	Blue +1.60%	Blue +2.00%
GOMBI	Blue +21.40%	Blue +3.30%	Blue +3.90%	Blue +3.90%	Blue +4.20%	Blue +6.10%
KOWLOON	Blue +4.40%	Red +1.40%	Blue +1.50%	Blue +1.50%	Blue +1.20%	Blue +1.60%
KID GLYDE	Blue +6.10%	Red +3.20%	Blue +2.20%	Red +1.90%	Blue +3.90%	Blue +5.10%
PIECEZ	Blue +11.20%	Blue +1.70%	Blue +2.20%	Blue +3.30%	Blue +2.20%	Blue +1.80%
VIRUS	Blue +9.20%	Blue +1.10%	Blue +1.80%	Blue +1.80%	Blue +1.90%	Blue +2.60%
INTACT	Blue +12.40%	Blue +3.00%	Blue +1.10%	Blue +1.00%	Blue +3.40%	Blue +3.90%



SUN 17 AUG 2025

Start Time 13:25

Judges Analysis

Round 3  Blue 0-3 (0-9)

Judge	Overall	Technique	Vocabulary	Creativity	Execution	Musicality
KAZUHIRO	Blue +3.20%	Red +1.40%	Blue +1.60%	Red +1.00%	Blue +1.90%	Blue +2.10%
JESS	Blue +6.00%	Blue +1.20%	Blue +1.20%	Blue +1.10%	Blue +0.90%	Blue +1.60%
MANNY	Blue +14.90%	Blue +3.20%	Blue +3.00%	Blue +2.70%	Blue +3.00%	Blue +3.00%
GOMBI	Blue +10.60%	Red +7.50%	Blue +3.20%	Blue +4.40%	Blue +4.00%	Blue +6.50%
KOWLOON	Blue +4.10%	Red +1.40%	Blue +1.50%	Blue +1.40%	Blue +1.30%	Blue +1.30%
KID GLYDE	Blue +10.10%	Blue +1.50%	Blue +3.40%	Red +5.20%	Blue +5.70%	Blue +4.70%
PIECEZ	Blue +13.00%	Blue +2.40%	Blue +1.80%	Blue +3.00%	Blue +1.70%	Blue +4.10%
VIRUS	Blue +3.60%	Red +2.10%	Blue +1.50%	Blue +1.60%	Blue +1.70%	Blue +0.90%
INTACT	Blue +9.20%	Blue +0.70%	Blue +2.20%	Blue +3.40%	Blue +0.50%	Blue +2.40%



Start List

Battle No.	Red side Name (NOC Code)	Score		Blue side Name (NOC Code)
		Rounds	Votes	
25	KUZYA (UKR)	-	-	ISSIN (JPN)
26	KILLIAN (FRA)	-	-	SHIGEKIX (JPN)
27	X-RAIN (CHN)	-	-	HIRO10 (JPN)
28	WING (KOR)	-	-	LITHE-ING (CHN)

Judges:	KAZUHIRO (JPN)	Chair:	BOJIN (WDSF)
	JESS (ESP)		MGBILITY (SVK)
	MANNY (GBR)		PLASH1 (POL)
	GOMBI (HUN)		MAZEROCK (CHN)
	KOWLOON (CHN)		MAX (POR)
	KID GLYDE (PUR)		LIL SEAN (CHN)
	PIECEZ (CAN)		
	VIRUS (KOR)		
	INTACT (UKR)		

Note:
During the Knock-out, each battle consists of three rounds. The athlete with more rounds at the end of the battle is declared the winner.

Legend:
No. Number



Results

Battle No.	Red side Name(NOC Code)	Rounds Votes	Blue side Name(NOC Code)
25	KUZYA (UKR)	0-3 5-22 (2-7, 1-8, 2-7)	ISSIN (JPN)
26	KILLIAN (FRA)	1-2 13-14 (2-7, 4-5, 7-2)	SHIGEKIX (JPN)
27	X-RAIN (CHN)	0-3 7-20 (1-8, 4-5, 2-7)	HIRO10 (JPN)
28	WING (KOR)	0-3 4-23 (0-9, 1-8, 3-6)	LITHE-ING (CHN)

Legend:

No. Number

Timing and Results provided by Tissot



Judges Analysis

Battle 9

0-3

5-22 (2-7, 1-8, 2-7)

Red side
KUZYA (UKR)



Blue side
ISSIN (JPN)

Round 1



Blue

0-1 (2-7)

Judge	Overall	Technique	Vocabulary	Creativity	Execution	Musicality
KAZUHIRO	Red +0.90%	Blue +1.90%	Red +2.50%	Blue +0.90%	Blue +0.90%	Red +2.10%
JESS	Blue +0.90%	Blue +0.90%	Blue +1.20%	Red +1.20%	Blue +1.10%	Red +1.10%
MANNY	Blue +2.50%	Blue +1.70%	Red +1.10%	Blue +2.60%	Blue +2.10%	Red +2.80%
GOMBI	Blue +6.80%	Blue +4.80%	Red +3.30%	Blue +4.10%	Red +3.10%	Blue +4.30%
KOWLOON	Blue +1.60%	Blue +1.30%	Blue +0.90%	Red +1.00%	Blue +1.50%	Red +1.10%
KID GLYDE	Blue +10.80%	Blue +4.50%	Blue +2.80%	Blue +2.90%	Blue +3.30%	Red +2.70%
PIECEZ	Blue +1.30%	Blue +3.90%	Red +2.10%	Red +1.60%	Blue +3.00%	Red +1.90%
VIRUS	Blue +4.90%	Blue +3.50%	-	Red +1.20%	Blue +1.70%	Blue +0.90%
INTACT	Red +0.20%	Blue +1.10%	Blue +0.30%	Red +1.00%	Blue +1.00%	Red +1.60%

Round 2



Blue

0-2 (1-8)

Judge	Overall	Technique	Vocabulary	Creativity	Execution	Musicality
KAZUHIRO	Blue +6.40%	Blue +2.40%	Blue +1.90%	Blue +1.80%	Blue +1.30%	Red +1.00%
JESS	Red +1.90%	Blue +1.10%	Red +0.80%	Red +0.80%	Red +0.40%	Red +1.00%
MANNY	Blue +9.90%	Blue +1.90%	Blue +2.10%	Blue +1.80%	Blue +2.00%	Blue +2.10%
GOMBI	Blue +12.30%	Blue +8.70%	Blue +3.10%	Blue +3.50%	Red +4.30%	Blue +1.30%
KOWLOON	Blue +2.60%	Blue +1.30%	Blue +1.20%	Red +0.70%	Blue +1.80%	Red +1.00%
KID GLYDE	Blue +4.40%	Blue +2.70%	Blue +3.10%	Red +4.40%	Blue +4.90%	Red +1.90%
PIECEZ	Blue +2.70%	Blue +3.00%	-	Red +0.90%	Blue +3.00%	Red +2.40%
VIRUS	Blue +6.10%	Blue +2.30%	Blue +1.10%	Red +0.30%	Blue +0.90%	Blue +2.10%
INTACT	Blue +10.00%	Blue +2.60%	Blue +2.10%	Blue +0.60%	Blue +3.40%	Blue +1.30%












SUN 17 AUG 2025

Start Time 12:30

Judges Analysis

Round 3  Blue 0-3 (2-7)

Judge	Overall	Technique	Vocabulary	Creativity	Execution	Musicality
KAZUHIRO	 Blue +5.20%	Blue +2.60%	Blue +1.30%	Blue +1.30%	Blue +1.40%	Red +1.40%
JESS	 Red +4.00%	Red +0.50%	Red +1.20%	Red +1.00%	Red +0.50%	Red +0.80%
MANNY	 Blue +6.80%	Blue +2.00%	Blue +1.70%	Blue +1.80%	Blue +2.20%	Red +0.90%
GOMBI	 Blue +11.90%	Blue +5.90%	Red +3.40%	Blue +3.60%	Blue +3.40%	Blue +2.40%
KOWLOON	 Blue +2.30%	Blue +1.40%	Blue +1.70%	Red +1.10%	Blue +0.80%	Red +0.50%
KID GLYDE	 Blue +2.80%	Blue +3.50%	Red +3.10%	Blue +2.70%	Blue +3.10%	Red +3.40%
PIECEZ	 Blue +0.50%	Blue +2.90%	Red +1.00%	Red +1.70%	Blue +2.30%	Red +2.00%
VIRUS	 Red +4.50%	Red +0.80%	Red +1.30%	Red +0.80%	Red +2.10%	Blue +0.50%
INTACT	 Blue +1.00%	Blue +1.10%	Blue +0.70%	Red +0.90%	Blue +0.80%	Red +0.70%



Judges Analysis

Battle 10

1-2

13-14 (2-7, 4-5, 7-2)

Red side
KILLIAN (FRA)



Blue side
SHIGEKIX (JPN)

Round 1



Blue

0-1 (2-7)

Judge	Overall	Technique	Vocabulary	Creativity	Execution	Musicality
KAZUHIRO	Red +1.80%	Blue +0.50%	Blue +1.60%	Red +1.20%	Red +1.40%	Red +1.30%
JESS	Blue +0.40%	Blue +1.00%	Blue +1.10%	Red +1.10%	Blue +1.10%	Red +1.70%
MANNY	Blue +10.00%	Blue +2.30%	Blue +2.00%	Blue +1.80%	Blue +2.00%	Blue +1.90%
GOMBI	Blue +9.10%	Blue +5.50%	Red +2.40%	Blue +4.30%	Blue +4.20%	Red +2.50%
KOWLOON	Blue +0.80%	Blue +1.60%	Red +0.70%	Red +0.80%	Blue +1.30%	Red +0.60%
KID GLYDE	Blue +7.30%	Blue +5.90%	Blue +2.60%	Red +3.70%	Blue +6.40%	Red +3.90%
PIECEZ	Red +1.60%	Blue +1.90%	Red +1.30%	Red +1.50%	Blue +2.30%	Red +3.00%
VIRUS	Blue +0.90%	Blue +2.60%	Red +1.40%	Blue +0.60%	Blue +1.30%	Red +2.20%
INTACT	Blue +3.60%	Blue +2.00%	Blue +1.10%	Red +1.40%	Blue +0.70%	Blue +1.20%

Round 2



Blue

0-2 (4-5)

Judge	Overall	Technique	Vocabulary	Creativity	Execution	Musicality
KAZUHIRO	Blue +2.50%	Blue +2.30%	Blue +1.30%	Red +1.20%	Blue +0.90%	Red +0.80%
JESS	Red +4.30%	Red +1.20%	Red +1.10%	Red +1.20%	Blue +0.80%	Red +1.60%
MANNY	Red +17.00%	Red +3.00%	Red +2.50%	Red +1.80%	Red +3.30%	Red +6.40%
GOMBI	Blue +5.90%	Blue +4.80%	Blue +2.40%	Red +2.40%	Red +1.90%	Blue +3.00%
KOWLOON	Blue +1.30%	Blue +1.10%	Blue +1.10%	Red +0.70%	Blue +1.10%	Red +1.30%
KID GLYDE	Blue +2.90%	Blue +5.70%	Blue +2.10%	Red +3.60%	Blue +6.10%	Red +7.40%
PIECEZ	Blue +1.90%	Blue +3.30%	Red +2.10%	Red +1.40%	Blue +5.60%	Red +3.50%
VIRUS	Red +3.20%	Blue +2.60%	Red +1.40%	Red +0.70%	Red +1.00%	Red +2.70%
INTACT	Red +2.60%	Blue +1.40%	Red +0.80%	Red +2.00%	Blue +0.80%	Red +2.00%












SUN 17 AUG 2025

Start Time 12:38

Judges Analysis

Round 3  Red 1-2 (7-2)

Judge	Overall	Technique	Vocabulary	Creativity	Execution	Musicality
KAZUHIRO	 Blue +1.40%	Blue +2.20%	Blue +1.70%	Red +1.90%	Blue +0.70%	Red +1.30%
JESS	 Red +2.80%	Red +1.00%	Blue +0.80%	Red +1.70%	Blue +0.70%	Red +1.60%
MANNY	 Red +15.90%	Red +2.60%	Red +3.00%	Red +3.10%	Red +3.40%	Red +3.80%
GOMBI	 Blue +5.10%	Blue +4.40%	Red +2.90%	Blue +3.40%	Blue +3.60%	Red +3.40%
KOWLOON	 Red +4.10%	Blue +1.10%	Red +0.90%	Red +1.00%	Red +2.10%	Red +1.20%
KID GLYDE	 Red +3.10%	Blue +4.40%	Red +2.30%	Red +2.40%	Blue +3.80%	Red +6.60%
PIECEZ	 Red +1.30%	Blue +2.70%	Red +3.10%	Red +1.80%	Red +0.60%	Blue +1.50%
VIRUS	 Red +6.10%	Red +1.10%	Red +2.10%	Red +2.40%	Blue +0.60%	Red +1.10%
INTACT	 Red +8.50%	Red +0.80%	Red +1.40%	Red +2.90%	Red +0.90%	Red +2.50%



Judges Analysis

Battle 11

0-3

7-20 (1-8, 4-5, 2-7)

Red side
X-RAIN (CHN)



Blue side
HIRO10 (JPN)

Round 1



Blue

0-1 (1-8)

Judge	Overall	Technique	Vocabulary	Creativity	Execution	Musicality
KAZUHIRO	Blue +6.00%	Blue +3.00%	Red +1.50%	Blue +1.60%	Blue +1.30%	Blue +1.60%
JESS	Blue +0.50%	Blue +0.70%	Blue +0.60%	Red +0.70%	Blue +0.70%	Red +0.80%
MANNY	Blue +12.50%	Blue +2.20%	Blue +2.70%	Blue +2.60%	Blue +2.40%	Blue +2.60%
GOMBI	Blue +4.70%	Blue +5.00%	Red +3.00%	Blue +2.80%	Blue +2.90%	Red +3.00%
KOWLOON	Blue +2.60%	-	-	-	Blue +1.50%	Blue +1.10%
KID GLYDE	Blue +6.00%	Blue +3.20%	Red +2.20%	Blue +2.20%	Blue +4.40%	Red +1.60%
PIECEZ	Red +0.20%	Blue +2.50%	Red +1.60%	Red +1.00%	Blue +2.20%	Red +2.30%
VIRUS	Blue +0.40%	Blue +4.50%	Red +1.60%	Red +0.70%	Red +1.30%	Red +0.50%
INTACT	Blue +2.00%	Blue +1.80%	Red +0.80%	Red +0.50%	Blue +0.90%	Blue +0.60%

Round 2



Blue

0-2 (4-5)

Judge	Overall	Technique	Vocabulary	Creativity	Execution	Musicality
KAZUHIRO	Red +0.40%	Blue +1.70%	Red +0.80%	Red +1.20%	Blue +0.80%	Red +0.90%
JESS	Red +1.80%	Blue +1.10%	Red +0.60%	Red +1.30%	Blue +0.50%	Red +1.50%
MANNY	Red +7.40%	Red +2.10%	Red +2.30%	Red +2.40%	Blue +2.60%	Red +3.20%
GOMBI	Blue +5.30%	Blue +6.80%	Red +3.00%	Blue +2.70%	Blue +3.70%	Red +4.90%
KOWLOON	Blue +0.20%	Blue +1.00%	Red +1.00%	Red +0.80%	Blue +1.00%	-
KID GLYDE	Blue +4.30%	Blue +5.00%	Red +3.20%	Blue +1.30%	Blue +5.70%	Red +4.50%
PIECEZ	Blue +4.50%	Blue +3.90%	Red +1.00%	Blue +1.60%	Blue +2.70%	Red +2.70%
VIRUS	Red +3.00%	Blue +1.90%	Red +2.10%	Red +1.00%	Red +1.00%	Red +0.80%
INTACT	Blue +1.70%	Blue +1.90%	Blue +0.90%	Red +0.80%	Blue +0.90%	Red +1.20%



SUN 17 AUG 2025










Start Time 12:46

Judges Analysis

Round 3

 Blue

0-3 (2-7)

Judge	Overall	Technique	Vocabulary	Creativity	Execution	Musicality
KAZUHIRO	 Blue +7.10%	Blue +1.60%	Blue +1.00%	Blue +1.30%	Blue +1.40%	Blue +1.80%
JESS	 Red +0.60%	Blue +0.80%	Red +0.80%	Red +0.40%	Blue +0.70%	Red +0.90%
MANNY	 Blue +10.40%	Blue +2.60%	Blue +1.80%	Blue +1.80%	Blue +2.00%	Blue +2.20%
GOMBI	 Blue +7.20%	Blue +5.10%	Blue +4.50%	Red +2.10%	Blue +2.70%	Red +3.00%
KOWLOON	 Red +3.00%	Blue +1.10%	Red +1.20%	Red +1.10%	Red +0.50%	Red +1.30%
KID GLYDE	 Blue +2.40%	Blue +3.40%	Red +2.80%	Blue +0.10%	Blue +4.60%	Red +2.90%
PIECEZ	 Blue +0.40%	Blue +1.90%	Blue +0.30%	Red +1.60%	Blue +1.90%	Red +2.10%
VIRUS	 Blue +0.20%	Blue +2.50%	Red +1.10%	Red +0.90%	Blue +0.50%	Red +0.80%
INTACT	 Blue +2.90%	Blue +1.90%	Blue +0.60%	Red +0.60%	Blue +2.30%	Red +1.30%



Judges Analysis

Battle 12

0-3

4-23 (0-9, 1-8, 3-6)

Red side
WING (KOR)



Blue side
LITHE-ING (CHN)

Round 1



Blue

0-1 (0-9)

Judge	Overall	Technique	Vocabulary	Creativity	Execution	Musicality
KAZUHIRO	Blue +6.60%	Blue +2.20%	Blue +1.10%	Red +1.30%	Blue +2.10%	Blue +2.50%
JESS	Blue +3.00%	Blue +1.00%	Blue +1.00%	Red +0.80%	Blue +0.90%	Blue +0.90%
MANNY	Blue +11.00%	Blue +1.70%	Blue +1.60%	Blue +2.40%	Blue +2.40%	Blue +2.90%
GOMBI	Blue +20.20%	Blue +6.10%	Blue +3.60%	Blue +3.90%	Blue +1.90%	Blue +4.70%
KOWLOON	Blue +1.50%	Blue +1.30%	Red +0.80%	Red +1.60%	Blue +1.50%	Blue +1.10%
KID GLYDE	Blue +10.70%	Red +2.80%	Blue +5.00%	Red +1.30%	Blue +6.20%	Blue +3.60%
PIECEZ	Blue +1.50%	Blue +2.60%	Red +2.00%	Red +2.00%	Blue +2.90%	-
VIRUS	Blue +5.80%	Blue +5.00%	Blue +1.20%	Red +3.10%	Blue +1.90%	Blue +0.80%
INTACT	Blue +10.10%	Blue +2.60%	Blue +1.40%	Blue +0.30%	Blue +3.00%	Blue +2.80%

Round 2



Blue

0-2 (1-8)

Judge	Overall	Technique	Vocabulary	Creativity	Execution	Musicality
KAZUHIRO	Blue +5.80%	Blue +2.10%	Blue +1.30%	Red +1.40%	Blue +1.60%	Blue +2.20%
JESS	Blue +5.70%	Blue +3.10%	Blue +1.20%	Red +1.00%	Blue +0.70%	Blue +1.70%
MANNY	Blue +11.40%	Blue +2.30%	Blue +1.90%	Blue +2.30%	Blue +2.30%	Blue +2.60%
GOMBI	Blue +23.20%	Blue +8.00%	Blue +3.60%	Blue +3.40%	Blue +4.80%	Blue +3.40%
KOWLOON	Blue +2.00%	Blue +1.40%	Red +1.10%	Red +1.00%	Blue +1.10%	Blue +1.60%
KID GLYDE	Blue +18.00%	Blue +4.40%	Blue +4.40%	Red +3.00%	Blue +6.50%	Blue +5.70%
PIECEZ	Blue +7.60%	Blue +3.90%	Blue +0.80%	Blue +2.80%	Blue +2.20%	Red +2.10%
VIRUS	Red +3.80%	Blue +1.30%	Red +1.30%	Red +3.00%	Red +0.80%	-
INTACT	Blue +11.00%	Blue +2.90%	Blue +0.70%	Blue +1.70%	Blue +3.50%	Blue +2.20%



SUN 17 AUG 2025










Start Time 12:53

Judges Analysis

Round 3

 Blue

0-3 (3-6)

Judge	Overall	Technique	Vocabulary	Creativity	Execution	Musicality
KAZUHIRO	 Blue +2.70%	Blue +1.20%	Red +0.80%	Red +0.70%	Blue +1.60%	Blue +1.40%
JESS	 Red +1.10%	Blue +0.70%	Red +0.50%	Red +1.10%	Red +1.40%	Blue +1.20%
MANNY	 Blue +1.60%	Blue +1.80%	Red +2.10%	Red +1.80%	Blue +1.90%	Blue +1.80%
GOMBI	 Blue +25.30%	Blue +5.40%	Blue +5.60%	Blue +4.60%	Blue +4.50%	Blue +5.20%
KOWLOON	 Blue +1.80%	Blue +1.10%	Red +0.30%	Red +1.00%	Blue +1.00%	Blue +1.00%
KID GLYDE	 Blue +12.40%	Blue +5.40%	Blue +2.50%	Red +4.10%	Blue +3.70%	Blue +4.90%
PIECEZ	 Blue +1.20%	Blue +2.70%	Red +2.00%	Red +1.20%	Blue +0.30%	Blue +1.40%
VIRUS	 Red +9.00%	Red +0.80%	Red +2.10%	Red +3.60%	Red +1.20%	Red +1.30%
INTACT	 Red +4.70%	Red +0.50%	Red +0.70%	Red +2.30%	Red +0.50%	Red +0.70%



SAT 16 AUG 2025

Start Time 17:34

ROUND ROBIN - GROUP D

Judges Analysis

Battle 1

2-0

17-1 (8-1, 9-0)

Red side
HIRO10 (JPN)



Blue side
QUAKE (TPE)

Round 1



Red

1-0 (8-1)

Judge	Overall	Technique	Vocabulary	Creativity	Execution	Musicality
KAZUHIRO	Red +3.80%	Red +1.50%	Red +0.40%	Red +1.90%	Red +1.50%	Blue +1.50%
JESS	Red +0.80%	Red +0.90%	Red +0.30%	Blue +0.70%	Red +0.60%	Blue +0.30%
MANNY	Red +13.20%	Red +2.70%	Red +2.70%	Red +2.70%	Red +2.20%	Red +2.90%
GOMBI	Red +12.90%	Red +6.10%	Red +3.40%	Blue +3.40%	Red +2.70%	Red +4.10%
KOWLOON	Red +1.80%	Red +1.20%	Blue +0.70%	Blue +0.80%	Red +1.20%	Red +0.90%
KID GLYDE	Red +3.10%	Red +4.20%	Blue +1.20%	Blue +3.80%	Red +6.40%	Blue +2.50%
PIECEZ	Red +0.50%	Red +3.50%	Blue +1.70%	Blue +1.70%	Red +2.20%	Blue +1.80%
VIRUS	Red +0.40%	Red +2.50%	Red +1.00%	Blue +2.10%	Red +1.30%	Blue +2.30%
INTACT	Blue +8.10%	Blue +0.60%	Blue +1.10%	Blue +2.50%	Blue +0.70%	Blue +3.20%

Round 2



Red

2-0 (9-0)

Judge	Overall	Technique	Vocabulary	Creativity	Execution	Musicality
KAZUHIRO	Red +3.40%	Red +1.70%	Red +0.90%	Red +1.20%	Red +0.90%	Blue +1.30%
JESS	Red +1.10%	Red +1.90%	Red +0.90%	Blue +1.70%	Red +0.80%	Blue +0.80%
MANNY	Red +18.40%	Red +3.90%	Red +3.50%	Red +3.60%	Red +3.40%	Red +4.00%
GOMBI	Red +11.70%	Red +6.70%	Red +4.60%	Blue +3.30%	Red +7.10%	Blue +3.40%
KOWLOON	Red +0.40%	Red +1.50%	Blue +0.80%	Blue +1.00%	Red +1.60%	Blue +0.90%
KID GLYDE	Red +9.10%	Red +5.60%	Red +3.00%	Blue +3.30%	Red +6.30%	Blue +2.50%
PIECEZ	Red +1.50%	Red +4.30%	Blue +3.60%	Blue +2.70%	Red +5.00%	Blue +1.50%
VIRUS	Red +5.50%	Red +3.10%	Red +1.60%	Blue +1.80%	Red +2.60%	-
INTACT	Red +1.90%	Red +1.30%	Red +0.50%	Blue +0.50%	Red +1.50%	Blue +0.90%



SAT 16 AUG 2025

Start Time 17:39

ROUND ROBIN - GROUP D

Judges Analysis

Red side
MATITA (CHI)



Battle 2
0-2
3-15 (3-6, 0-9)



Blue side
KILLIAN (FRA)

Round 1



Blue

0-1 (3-6)

Judge	Overall	Technique	Vocabulary	Creativity	Execution	Musicality
KAZUHIRO	Blue +4.60%	Red +1.10%	Blue +0.10%	Blue +1.70%	Blue +1.60%	Blue +2.30%
JESS	Red +0.70%	Red +1.10%	Red +1.10%	Blue +0.70%	Red +1.10%	Blue +1.90%
MANNY	Blue +2.80%	Red +1.80%	Blue +0.70%	Blue +2.50%	Red +2.20%	Blue +3.60%
GOMBI	Blue +18.30%	Blue +2.70%	Blue +3.00%	Blue +2.10%	Blue +5.50%	Blue +5.00%
KOWLOON	Blue +4.70%	Blue +0.90%	Blue +0.80%	Blue +1.00%	Blue +1.00%	Blue +1.00%
KID GLYDE	Blue +13.60%	Red +3.80%	Blue +2.50%	Blue +1.90%	Blue +3.90%	Blue +9.10%
PIECEZ	Red +4.90%	Red +2.30%	Red +1.50%	Red +2.20%	Red +1.20%	Blue +2.30%
VIRUS	Blue +13.00%	Blue +2.30%	Blue +3.80%	Blue +1.20%	Blue +0.90%	Blue +4.80%
INTACT	Red +1.40%	Red +1.20%	Red +1.60%	Blue +1.40%	Red +1.30%	Blue +1.30%

Round 2



Blue

0-2 (0-9)

Judge	Overall	Technique	Vocabulary	Creativity	Execution	Musicality
KAZUHIRO	Blue +5.40%	Red +2.30%	Blue +1.30%	Blue +2.40%	Blue +1.30%	Blue +2.70%
JESS	Blue +4.50%	Blue +0.40%	Blue +1.10%	Blue +0.70%	Blue +1.10%	Blue +1.20%
MANNY	Blue +12.40%	Blue +3.20%	Blue +1.60%	Blue +2.60%	Blue +2.80%	Blue +2.20%
GOMBI	Blue +21.70%	Blue +4.30%	Blue +5.40%	Blue +4.60%	Blue +3.10%	Blue +4.30%
KOWLOON	Blue +4.60%	Blue +0.40%	Blue +0.80%	Blue +1.20%	Blue +1.40%	Blue +0.80%
KID GLYDE	Blue +12.60%	Red +1.60%	Blue +2.80%	Blue +2.00%	Blue +3.40%	Blue +6.00%
PIECEZ	Blue +17.90%	Blue +3.90%	Blue +1.70%	Blue +3.00%	Blue +5.50%	Blue +3.80%
VIRUS	Blue +8.90%	Blue +1.70%	Blue +1.80%	Blue +2.10%	Blue +0.60%	Blue +2.70%
INTACT	Blue +1.60%	Red +0.70%	Red +1.10%	Blue +1.10%	Blue +0.90%	Blue +1.40%



SAT 16 AUG 2025
Start Time 18:20

ROUND ROBIN - GROUP D

Judges Analysis

Red side
QUAKE (TPE)



Battle 3
0-2
7-11 (4-5, 3-6)



Blue side
MATITA (CHI)

Round 1



Blue

0-1 (4-5)

Judge	Overall	Technique	Vocabulary	Creativity	Execution	Musicality
KAZUHIRO	Red +1.70%	Blue +1.10%	Red +1.40%	Blue +1.10%	Red +1.10%	Red +1.40%
JESS	Red +5.20%	Red +0.80%	Red +1.20%	Red +1.30%	Red +1.20%	Red +0.70%
MANNY	Blue +2.20%	Blue +1.90%	Blue +1.60%	Red +1.40%	Blue +2.20%	Red +2.10%
GOMBI	Blue +0.10%	Red +5.00%	Blue +5.00%	Red +2.30%	Blue +4.30%	Red +1.90%
KOWLOON	Blue +2.60%	Red +1.00%	Blue +1.00%	Blue +0.90%	Blue +0.80%	Blue +0.90%
KID GLYDE	Red +9.60%	Blue +2.00%	Blue +0.40%	Red +6.50%	Red +2.60%	Red +2.90%
PIECEZ	Red +1.50%	Red +1.80%	Blue +0.90%	Red +1.50%	Red +2.00%	Blue +2.90%
VIRUS	Blue +1.80%	Blue +0.50%	Blue +1.10%	Red +2.50%	Blue +0.90%	Blue +1.80%
INTACT	Blue +1.90%	Blue +0.90%	Red +0.70%	Red +1.50%	Blue +2.00%	Blue +1.20%

Round 2



Blue

0-2 (3-6)

Judge	Overall	Technique	Vocabulary	Creativity	Execution	Musicality
KAZUHIRO	Blue +1.50%	Blue +1.30%	Red +1.10%	Blue +1.40%	Blue +1.30%	Red +1.40%
JESS	Blue +1.10%	Blue +0.50%	Blue +0.80%	Red +1.50%	Blue +0.50%	Blue +0.80%
MANNY	Red +16.60%	Red +3.30%	Red +3.20%	Red +3.60%	Red +3.00%	Red +3.50%
GOMBI	Blue +8.50%	Blue +6.00%	Blue +3.90%	Red +4.40%	Blue +4.10%	Red +1.10%
KOWLOON	Red +5.90%	Red +1.00%	Red +1.10%	Red +1.30%	Red +1.10%	Red +1.40%
KID GLYDE	Blue +3.60%	Blue +3.60%	Blue +4.40%	Red +4.70%	Blue +3.50%	Red +3.20%
PIECEZ	Blue +9.00%	Blue +2.80%	Blue +1.00%	Red +1.50%	Blue +3.40%	Blue +3.30%
VIRUS	Red +2.40%	Red +0.60%	Blue +0.50%	Blue +0.20%	Red +1.90%	Red +0.60%
INTACT	Blue +2.40%	Blue +0.50%	Blue +1.80%	Red +1.40%	Blue +0.70%	Blue +0.80%



SAT 16 AUG 2025

Start Time 18:26

ROUND ROBIN - GROUP D

Judges Analysis

Battle 4

2-0

17-1 (8-1, 9-0)

Red side
HIRO10 (JPN)



Blue side
KILLIAN (FRA)

Round 1 Red 1-0 (8-1)

Judge	Overall	Technique	Vocabulary	Creativity	Execution	Musicality
KAZUHIRO	Red +4.00%	Red +3.10%	Red +0.80%	Blue +0.80%	Red +2.00%	Blue +1.10%
JESS	Red +3.20%	Red +1.40%	Red +0.50%	Red +1.10%	Red +1.10%	Blue +0.90%
MANNY	Red +9.00%	Red +3.30%	Red +2.40%	Red +1.90%	Red +3.40%	Blue +2.00%
GOMBI	Blue +5.30%	Red +5.90%	Blue +5.10%	Blue +3.00%	Red +1.30%	Blue +4.40%
KOWLOON	Red +0.90%	Red +1.00%	Blue +0.80%	Blue +1.10%	Red +1.00%	Red +0.80%
KID GLYDE	Red +4.70%	Red +4.70%	Red +2.20%	Blue +2.10%	Red +4.10%	Blue +4.20%
PIECEZ	Red +0.50%	Red +1.20%	Blue +3.00%	Red +1.90%	Red +4.50%	Blue +4.10%
VIRUS	Red +3.60%	Red +5.80%	Blue +0.70%	Red +2.10%	Blue +1.30%	Blue +2.30%
INTACT	Red +3.80%	Red +2.00%	Red +1.30%	Blue +0.80%	Red +2.40%	Blue +1.10%

Round 2 Red 2-0 (9-0)

Judge	Overall	Technique	Vocabulary	Creativity	Execution	Musicality
KAZUHIRO	Red +1.70%	Red +2.50%	Red +1.40%	Red +0.90%	Blue +1.10%	Blue +2.00%
JESS	Red +0.90%	Red +1.20%	Red +0.90%	Blue +1.10%	Red +1.00%	Blue +1.10%
MANNY	Red +5.10%	Red +2.20%	Red +2.40%	Red +0.80%	Red +1.40%	Blue +1.70%
GOMBI	Red +4.20%	Red +8.90%	Blue +1.50%	Blue +2.90%	Red +3.20%	Blue +3.50%
KOWLOON	Red +2.00%	Red +1.10%	-	Blue +0.80%	Red +1.00%	Red +0.70%
KID GLYDE	Red +8.10%	Red +4.30%	Red +3.50%	Blue +2.20%	Red +4.70%	Blue +2.20%
PIECEZ	Red +0.80%	Red +3.80%	Blue +1.00%	Blue +1.90%	Red +2.70%	Blue +2.80%
VIRUS	Red +0.10%	Red +3.60%	Blue +0.70%	Red +0.40%	Blue +0.80%	Blue +2.40%
INTACT	Red +2.80%	Red +2.50%	Red +0.40%	Blue +0.90%	Red +2.20%	Blue +1.40%



SAT 16 AUG 2025

Start Time 19:07

ROUND ROBIN - GROUP D

Judges Analysis

Red side
QUAKE (TPE)



Battle 5
0-2
2-16 (2-7, 0-9)



Blue side
KILLIAN (FRA)

Round 1  Blue 0-1 (2-7)

Judge	Overall	Technique	Vocabulary	Creativity	Execution	Musicality
KAZUHIRO	Blue +5.20%	Red +0.60%	Blue +1.00%	Blue +0.80%	Blue +1.30%	Blue +2.70%
JESS	Red +7.80%	Red +2.00%	Red +1.60%	Red +1.60%	Red +0.80%	Red +1.80%
MANNY	Blue +4.90%	Red +0.90%	Blue +2.80%	Red +2.00%	Blue +2.80%	Blue +2.20%
GOMBI	Red +16.30%	Red +7.30%	Red +2.20%	Red +5.10%	Blue +1.70%	Red +3.40%
KOWLOON	Blue +3.10%	Red +1.10%	Blue +0.50%	Blue +0.80%	Blue +1.40%	Blue +1.50%
KID GLYDE	Blue +7.90%	Red +1.80%	Blue +3.70%	Red +3.80%	Blue +4.10%	Blue +5.70%
PIECEZ	Blue +10.30%	Blue +3.30%	Blue +2.10%	Blue +0.40%	Blue +0.70%	Blue +3.80%
VIRUS	Blue +10.70%	Blue +0.60%	Blue +3.10%	Blue +2.00%	Blue +0.70%	Blue +4.30%
INTACT	Blue +4.80%	Red +1.20%	Red +0.50%	Blue +2.90%	Blue +1.10%	Blue +2.50%

Round 2  Blue 0-2 (0-9)

Judge	Overall	Technique	Vocabulary	Creativity	Execution	Musicality
KAZUHIRO	Blue +6.30%	Blue +0.60%	Blue +1.60%	Blue +0.80%	Blue +1.40%	Blue +1.90%
JESS	Blue +7.60%	Blue +1.50%	Blue +1.20%	Blue +1.10%	Blue +1.00%	Blue +2.80%
MANNY	Blue +7.30%	Red +1.50%	Blue +2.60%	Blue +1.90%	Blue +1.80%	Blue +2.50%
GOMBI	Blue +19.80%	Blue +4.30%	Blue +2.00%	Blue +5.10%	Blue +2.60%	Blue +5.80%
KOWLOON	Blue +4.90%	Blue +0.70%	Blue +1.30%	Blue +0.80%	Blue +0.80%	Blue +1.30%
KID GLYDE	Blue +16.70%	Blue +3.70%	Red +1.40%	Blue +4.60%	Blue +3.80%	Blue +6.00%
PIECEZ	Blue +15.80%	Blue +3.10%	Blue +2.80%	Blue +2.60%	Blue +2.90%	Blue +4.40%
VIRUS	Blue +11.70%	Red +0.50%	Blue +4.80%	Blue +1.40%	Blue +1.80%	Blue +4.20%
INTACT	Blue +8.40%	Red +1.50%	Red +0.70%	Blue +3.50%	Blue +2.10%	Blue +5.00%



SAT 16 AUG 2025

Start Time 19:13

ROUND ROBIN - GROUP D

Judges Analysis

Battle 6

0-2

4-14 (0-9, 4-5)

Red side
MATITA (CHI)



Blue side
HIRO10 (JPN)

Round 1



Blue

0-1 (0-9)

Judge	Overall	Technique	Vocabulary	Creativity	Execution	Musicality
KAZUHIRO	Blue +7.10%	Blue +1.70%	Blue +1.60%	Blue +1.50%	Blue +1.50%	Blue +0.80%
JESS	Blue +10.30%	Blue +1.10%	Blue +1.10%	Blue +1.30%	Blue +0.80%	-
Red: 2 misbehavior						
MANNY	Blue +10.80%	Blue +3.50%	Blue +1.60%	Blue +2.30%	Blue +2.20%	Blue +1.20%
GOMBI	Blue +8.40%	Blue +3.70%	Blue +2.60%	Blue +4.30%	-	Red +2.20%
KOWLOON	Blue +2.10%	Blue +1.00%	Red +0.70%	Red +0.80%	Blue +1.20%	Blue +1.40%
KID GLYDE	Blue +2.20%	Blue +2.00%	Blue +2.50%	Blue +3.60%	Red +3.00%	Red +2.90%
PIECEZ	Blue +9.10%	Blue +3.00%	Blue +1.40%	Blue +3.20%	Blue +3.50%	Red +2.00%
VIRUS	Blue +7.70%	Blue +2.70%	Blue +1.30%	Blue +1.10%	Blue +1.50%	Blue +1.10%
INTACT	Blue +10.40%	Blue +1.80%	Blue +0.80%	Blue +0.50%	Blue +2.50%	Blue +1.80%
Red: 1 misbehavior						

Round 2



Blue

0-2 (4-5)

Judge	Overall	Technique	Vocabulary	Creativity	Execution	Musicality
KAZUHIRO	Red +0.80%	Red +1.20%	Red +1.60%	Red +1.10%	Blue +1.00%	Red +0.90%
Red: 1 misbehavior						
JESS	Red +4.10%	Red +0.60%	Red +1.20%	Red +0.60%	Red +0.70%	Red +1.00%
MANNY	Blue +12.60%	Blue +2.50%	Blue +2.60%	Blue +3.10%	Blue +2.70%	Blue +1.70%
GOMBI	Blue +4.10%	Blue +6.30%	Blue +2.70%	Red +2.40%	Blue +2.10%	Red +4.60%
KOWLOON	Red +2.00%	Blue +0.80%	Blue +1.00%	Red +1.40%	Red +1.10%	Red +1.30%
KID GLYDE	Blue +8.80%	Blue +1.00%	Blue +0.90%	Blue +1.60%	Blue +3.80%	Blue +1.50%
PIECEZ	Blue +4.50%	Red +2.00%	Red +1.00%	Blue +1.70%	Red +2.10%	Blue +1.90%
Red: 2 misbehavior						
VIRUS	Red +1.60%	Blue +1.30%	Red +1.30%	Red +0.70%	Blue +0.50%	Red +1.40%
INTACT	Blue +1.50%	Blue +1.10%	Red +1.60%	Red +0.60%	Blue +1.60%	Blue +1.00%



Judges Analysis

Red side
MONKEY Z (CHN)



Battle 1
0-2
7-11 (4-5, 3-6)



Blue side
ISSIN (JPN)

Round 1  Blue 0-1 (4-5)

Judge	Overall	Technique	Vocabulary	Creativity	Execution	Musicality
KAZUHIRO	Blue +3.20%	Blue +2.60%	Red +1.30%	Blue +1.50%	Blue +1.20%	Red +0.80%
JESS	Blue +4.90%	Blue +0.60%	Blue +1.30%	Blue +1.00%	Blue +1.10%	Blue +0.90%
MANNY	Blue +8.10%	Blue +2.10%	Blue +1.80%	Blue +2.60%	Red +1.10%	Blue +2.70%
GOMBI	Red +9.40%	Red +4.60%	Red +3.20%	Blue +2.80%	Red +3.30%	Red +1.10%
KOWLOON	Red +5.20%	Red +1.00%	Red +1.20%	Red +1.10%	Red +1.00%	Red +0.90%
KID GLYDE	Blue +4.40%	Red +2.80%	Blue +1.20%	Blue +1.90%	Blue +2.00%	Blue +2.10%
PIECEZ	Red +5.50%	Red +2.10%	Red +1.40%	Blue +2.00%	Red +1.90%	Red +2.10%
VIRUS	Blue +6.90%	Blue +0.90%	Blue +1.70%	Blue +0.80%	Blue +1.80%	Blue +1.70%
INTACT	Red +1.50%	Red +1.30%	Red +0.90%	Blue +1.40%	Red +1.30%	Blue +0.60%

Round 2  Blue 0-2 (3-6)

Judge	Overall	Technique	Vocabulary	Creativity	Execution	Musicality
KAZUHIRO	Blue +6.40%	Blue +1.60%	Blue +0.70%	Blue +1.70%	Blue +1.20%	Blue +1.20%
JESS	Red +0.60%	Red +0.80%	Red +1.00%	Blue +1.00%	Red +0.60%	Blue +0.80%
MANNY	Red +12.20%	Red +2.00%	Red +1.80%	Red +2.50%	Red +3.00%	Red +2.90%
GOMBI	Red +7.70%	Red +5.10%	Blue +2.60%	Red +3.00%	Blue +2.50%	Red +4.70%
KOWLOON	Blue +4.50%	Blue +1.40%	Blue +0.80%	Blue +0.90%	Blue +1.00%	Blue +0.40%
KID GLYDE	Blue +9.30%	Red +2.20%	Blue +2.30%	Blue +2.80%	Blue +4.20%	Blue +2.20%
PIECEZ	Blue +3.50%	Blue +1.60%	Red +1.80%	Blue +2.10%	Blue +3.30%	Red +1.70%
VIRUS	Blue +4.90%	Red +1.80%	Blue +2.00%	Blue +1.40%	Blue +1.20%	Blue +2.10%
INTACT	Blue +14.60%	Blue +3.00%	Blue +4.20%	Blue +0.60%	Blue +5.30%	Blue +1.50%



Judges Analysis

Red side
LUAN SAN (BRA)



Battle 2
0-2
6-12 (3-6, 3-6)



Blue side
WING (KOR)

Round 1 Blue 0-1 (3-6)

Judge	Overall	Technique	Vocabulary	Creativity	Execution	Musicality
KAZUHIRO	Blue +5.70%	Blue +2.00%	Blue +1.90%	Blue +1.70%	Blue +1.30%	Red +1.20%
JESS	Blue +1.80%	Red +1.00%	Red +0.70%	Blue +1.70%	Blue +1.00%	Blue +0.80%
MANNY	Red +13.80%	Red +3.00%	Red +2.90%	Red +3.50%	Red +2.40%	Red +2.00%
GOMBI	Red +14.80%	Red +5.20%	Red +3.90%	Blue +2.20%	Red +3.80%	Red +4.10%
KOWLOON	Red +0.90%	Red +0.90%	Blue +0.80%	Blue +0.80%	Red +0.60%	Red +1.00%
KID GLYDE	Blue +5.90%	Blue +0.40%	Blue +1.40%	Blue +3.60%	Blue +2.40%	Red +1.90%
PIECEZ	Blue +10.40%	Blue +1.70%	Blue +1.60%	Blue +3.50%	Blue +1.50%	Blue +2.10%
VIRUS	Blue +1.50%	Blue +1.90%	Blue +0.50%	Blue +1.30%	Red +1.50%	Red +0.70%
INTACT	Blue +7.10%	Blue +0.80%	Blue +1.40%	Blue +2.90%	Blue +1.40%	Blue +0.60%

Round 2 Blue 0-2 (3-6)

Judge	Overall	Technique	Vocabulary	Creativity	Execution	Musicality
KAZUHIRO	Blue +6.40%	Blue +1.20%	Blue +1.60%	Blue +2.00%	Blue +1.00%	Blue +0.60%
JESS	Blue +6.60%	Blue +0.80%	Blue +2.10%	Blue +2.00%	Blue +0.70%	Blue +1.00%
MANNY	Red +3.70%	Red +2.60%	Blue +2.20%	Blue +2.20%	Red +3.00%	Red +2.50%
GOMBI	Red +20.10%	Red +8.20%	Blue +1.60%	Red +4.20%	Red +3.50%	Red +5.80%
KOWLOON	Red +1.80%	Red +0.90%	Blue +0.60%	Blue +0.90%	Red +1.50%	Red +0.90%
KID GLYDE	Blue +5.60%	Blue +2.20%	Blue +2.40%	Blue +1.80%	Blue +2.80%	Red +3.60%
PIECEZ	Blue +10.10%	Blue +2.00%	Blue +1.70%	Blue +2.80%	Blue +1.80%	Blue +1.80%
VIRUS	Blue +0.40%	Red +0.60%	Blue +1.20%	Blue +1.70%	Red +0.90%	Red +1.00%
INTACT	Blue +15.40%	Blue +3.10%	Blue +5.40%	Blue +3.50%	Blue +0.70%	Blue +2.70%



SAT 16 AUG 2025

Start Time 18:09

ROUND ROBIN - GROUP C

Judges Analysis

Battle 3

2-0

16-2 (8-1, 8-1)

Red side
ISSIN (JPN)



Blue side
LUAN SAN (BRA)

Round 1



Red

1-0 (8-1)

Judge	Overall	Technique	Vocabulary	Creativity	Execution	Musicality
KAZUHIRO	Red +6.40%	Red +2.10%	Red +1.70%	Red +2.80%	Red +1.40%	Blue +1.60%
JESS	Red +4.00%	Red +1.00%	Red +1.30%	Red +1.40%	Red +1.10%	Blue +0.80%
MANNY	Red +6.80%	Red +4.60%	Red +2.10%	Red +2.00%	Red +0.40%	Blue +2.30%
GOMBI	Blue +5.70%	Red +4.20%	Red +2.20%	Blue +4.60%	Blue +1.60%	Blue +5.90%
KOWLOON	Red +2.10%	Red +1.00%	Red +0.60%	Red +0.50%	-	-
KID GLYDE	Red +13.70%	Blue +1.40%	Red +3.40%	Red +3.30%	Red +6.40%	Red +2.00%
PIECEZ	Red +8.30%	Red +2.60%	Red +3.20%	Red +2.10%	Red +3.30%	Blue +2.90%
VIRUS	Red +6.80%	Red +2.70%	Red +2.10%	Red +1.30%	Red +1.40%	Blue +0.70%
INTACT	Red +2.90%	Red +0.90%	Red +2.00%	Blue +1.00%	Red +1.80%	Blue +0.80%

Round 2



Red

2-0 (8-1)

Judge	Overall	Technique	Vocabulary	Creativity	Execution	Musicality
KAZUHIRO	Red +1.60%	Red +2.10%	Blue +1.20%	Red +1.20%	Red +0.90%	Blue +1.40%
JESS	Red +7.30%	Red +2.00%	Red +2.30%	Red +2.10%	Red +2.30%	Blue +1.40%
MANNY	Red +11.10%	Red +4.20%	Red +2.50%	Red +2.90%	Red +2.80%	Blue +1.30%
GOMBI	Blue +12.90%	Blue +1.10%	Blue +5.50%	Blue +4.20%	Red +1.50%	Blue +3.60%
KOWLOON	Red +5.30%	Red +1.00%	Red +0.90%	Red +1.10%	Red +0.80%	Red +1.50%
KID GLYDE	Red +10.30%	Blue +0.90%	Red +0.60%	Red +1.90%	Red +3.70%	Red +5.00%
PIECEZ	Red +5.90%	Red +1.90%	Red +2.30%	Red +1.60%	Red +2.80%	Blue +2.70%
VIRUS	Red +1.20%	Red +3.20%	Blue +1.60%	Blue +1.10%	Blue +0.80%	Red +1.50%
INTACT	Red +10.10%	Red +3.30%	Red +1.30%	Red +1.10%	Red +3.40%	Red +1.00%



SAT 16 AUG 2025

Start Time 18:15

ROUND ROBIN - GROUP C

Judges Analysis

Red side
MONKEY Z (CHN)



Battle 4
0-2
4-14 (3-6, 1-8)



Blue side
WING (KOR)

Round 1



Blue

0-1 (3-6)

Judge	Overall	Technique	Vocabulary	Creativity	Execution	Musicality
KAZUHIRO	Blue +3.00%	Red +1.20%	Blue +1.30%	Blue +2.80%	Blue +0.70%	Red +0.60%
JESS	Blue +1.50%	Red +1.20%	Blue +0.80%	Blue +1.90%	Blue +0.70%	Red +0.70%
MANNY	Red +8.30%	Red +2.70%	Red +2.70%	Blue +1.80%	Red +2.30%	Red +2.40%
GOMBI	Red +11.10%	Red +5.70%	Red +1.10%	Red +2.70%	Red +3.60%	Blue +2.00%
KOWLOON	Red +2.70%	Red +0.90%	Red +1.50%	Blue +0.70%	Red +1.00%	-
KID GLYDE	Blue +6.40%	Blue +3.80%	Red +2.50%	Blue +4.40%	Blue +3.50%	Red +2.80%
PIECEZ	Blue +8.80%	Red +1.60%	Blue +3.50%	Blue +4.00%	Blue +2.90%	-
VIRUS	Blue +11.70%	Blue +1.80%	Blue +2.20%	Blue +3.50%	Blue +2.30%	Blue +1.90%
INTACT	Blue +12.80%	Blue +2.40%	Blue +4.30%	Blue +2.40%	Blue +0.70%	Blue +3.00%

Round 2



Blue

0-2 (1-8)

Judge	Overall	Technique	Vocabulary	Creativity	Execution	Musicality
KAZUHIRO	Blue +3.50%	Red +1.60%	Blue +1.40%	Blue +2.40%	Blue +0.80%	Blue +0.50%
JESS	Blue +2.70%	Red +0.60%	Blue +1.00%	Blue +2.10%	Blue +1.00%	Red +0.80%
MANNY	Blue +11.60%	Blue +3.00%	Blue +2.10%	Blue +2.40%	Blue +2.60%	Blue +1.50%
GOMBI	Blue +7.20%	Blue +3.50%	Blue +3.70%	Blue +1.20%	Red +3.00%	Blue +1.80%
KOWLOON	Red +2.60%	Red +0.90%	Red +1.00%	Blue +1.00%	Red +0.90%	Red +0.80%
KID GLYDE	Blue +6.20%	Blue +2.90%	Blue +1.90%	Blue +1.10%	Blue +3.30%	Red +3.00%
PIECEZ	Blue +4.70%	Red +0.60%	Blue +1.90%	Blue +2.40%	Red +1.30%	Blue +2.30%
VIRUS	Blue +8.30%	Red +1.40%	Blue +2.80%	Blue +3.90%	Blue +1.30%	Blue +1.70%
INTACT	Blue +15.90%	Blue +3.30%	Blue +4.70%	Blue +4.60%	Blue +2.40%	Blue +0.90%



SAT 16 AUG 2025

Start Time 18:56

ROUND ROBIN - GROUP C

Judges Analysis

Battle 5

1-1

11-7 (8-1, 3-6)

Red side
ISSIN (JPN)



Blue side
WING (KOR)

Round 1



Red

1-0 (8-1)

Judge	Overall	Technique	Vocabulary	Creativity	Execution	Musicality
KAZUHIRO	Red +5.10%	Red +1.20%	Red +1.80%	Blue +0.50%	Red +1.20%	Red +1.40%
JESS	Blue +4.20%	Blue +0.70%	Blue +1.80%	Blue +1.50%	Red +0.90%	Blue +1.10%
MANNY	Red +2.10%	Red +3.30%	Blue +2.20%	Blue +1.70%	Red +1.40%	Red +1.30%
GOMBI	Red +14.60%	Red +4.00%	Red +4.60%	Blue +2.10%	Red +3.30%	Red +4.80%
KOWLOON	Red +2.40%	Red +1.10%	Red +0.80%	Blue +0.90%	Red +0.80%	Red +0.60%
KID GLYDE	Red +6.10%	Blue +3.00%	Red +3.10%	Blue +3.30%	Red +3.30%	Red +6.00%
PIECEZ	Red +0.60%	Red +2.90%	Blue +1.30%	Blue +1.30%	Red +1.90%	Blue +1.60%
VIRUS	Red +0.50%	Red +1.50%	Red +1.30%	Blue +2.70%	Red +1.60%	Blue +1.20%
INTACT	Red +0.10%	Red +1.20%	Blue +0.70%	Blue +2.10%	Red +1.10%	Red +0.60%

Round 2



Blue

1-1 (3-6)

Judge	Overall	Technique	Vocabulary	Creativity	Execution	Musicality
KAZUHIRO	Red +1.80%	Red +1.80%	Red +1.00%	Blue +1.30%	Blue +0.70%	Red +1.00%
JESS	Blue +3.10%	Blue +0.40%	Blue +1.50%	Blue +1.30%	Red +0.40%	Blue +0.30%
MANNY	Red +5.40%	Red +1.90%	Blue +1.90%	Red +1.90%	Red +2.60%	Red +0.90%
GOMBI	Red +20.60%	Red +8.80%	Red +4.10%	Blue +2.00%	Red +4.40%	Red +5.30%
KOWLOON	Blue +3.80%	Red +1.00%	Blue +1.10%	Blue +0.80%	Blue +1.50%	Blue +1.40%
KID GLYDE	Blue +13.60%	Blue +5.20%	Blue +3.90%	Blue +3.00%	Blue +4.50%	Red +3.00%
PIECEZ	Blue +10.70%	Blue +3.40%	Blue +1.20%	Blue +3.30%	Blue +1.30%	Blue +1.50%
VIRUS	Blue +1.80%	Red +1.80%	Blue +1.60%	Blue +2.90%	Red +1.50%	Blue +0.60%
INTACT	Blue +7.00%	Blue +0.50%	Blue +1.90%	Blue +3.20%	Blue +0.70%	Blue +0.70%



SAT 16 AUG 2025

Start Time 19:02

ROUND ROBIN - GROUP C

Judges Analysis

Battle 6

2-0

16-2 (8-1, 8-1)

Red side
MONKEY Z (CHN)



Blue side
LUAN SAN (BRA)

Round 1  Red 1-0 (8-1)

Judge	Overall	Technique	Vocabulary	Creativity	Execution	Musicality
KAZUHIRO	Red +5.30%	Red +2.30%	Red +1.50%	Red +1.40%	Red +1.20%	Blue +1.10%
JESS	Red +1.00%	Red +1.20%	Red +0.90%	Blue +0.90%	Red +1.00%	Blue +1.20%
MANNY	Red +7.70%	Red +2.50%	Red +2.50%	Red +2.80%	Red +2.20%	Blue +2.30%
GOMBI	Blue +2.60%	Red +5.30%	Blue +3.00%	Red +2.00%	Blue +1.70%	Blue +5.20%
KOWLOON	Red +4.70%	-	Red +0.90%	Red +1.10%	Red +1.50%	Red +1.20%
KID GLYDE	Red +1.10%	Red +3.10%	Red +3.10%	Blue +3.70%	Red +2.80%	Blue +4.20%
PIECEZ	Red +5.00%	Red +3.20%	Blue +1.00%	Red +3.30%	Red +3.30%	Blue +3.80%
VIRUS	Red +4.70%	Red +3.60%	Blue +2.00%	Red +1.20%	Red +1.10%	Red +0.80%
INTACT	Red +7.10%	Red +2.40%	Red +2.70%	Red +1.10%	Red +2.10%	Blue +1.20%

Round 2  Red 2-0 (8-1)

Judge	Overall	Technique	Vocabulary	Creativity	Execution	Musicality
KAZUHIRO	Red +10.00%	Red +2.80%	Red +2.10%	Red +1.50%	Red +2.50%	Red +1.10%
JESS	Red +3.60%	Red +1.30%	Red +1.70%	Red +1.10%	Red +0.70%	Blue +1.20%
MANNY	Red +8.00%	Red +3.20%	Red +2.80%	Blue +1.40%	Red +3.10%	Red +0.30%
GOMBI	Blue +6.00%	Red +5.20%	-	Blue +5.30%	Blue +2.40%	Blue +3.50%
KOWLOON	Red +3.10%	Red +1.00%	Red +0.90%	Blue +1.00%	Red +1.00%	Red +1.20%
KID GLYDE	Red +4.40%	Red +5.90%	Red +3.00%	Blue +4.80%	Red +4.00%	Blue +3.70%
PIECEZ	Red +3.60%	Red +2.50%	Red +2.50%	Blue +1.70%	Red +1.90%	Blue +1.60%
VIRUS	Red +0.50%	Red +3.10%	Blue +1.70%	Blue +0.80%	Red +0.80%	Blue +0.90%
INTACT	Red +11.30%	Red +3.00%	Red +2.30%	Red +0.70%	Red +4.20%	Red +1.10%



SAT 16 AUG 2025

Start Time 17:11

ROUND ROBIN - GROUP B

Judges Analysis

Red side
KUZYA (UKR)



Battle 1
0-2
7-11 (4-5, 3-6)



Blue side
LITHE-ING (CHN)

Round 1



Blue

0-1 (4-5)

Judge	Overall	Technique	Vocabulary	Creativity	Execution	Musicality
KAZUHIRO	Blue +1.60%	Blue +2.30%	Blue +1.50%	Red +2.00%	Blue +0.60%	Red +0.80%
JESS	Blue +0.50%	Blue +0.60%	Blue +0.70%	Red +1.40%	Blue +1.00%	Red +0.40%
MANNY	Red +11.20%	Blue +2.50%	Red +3.00%	Red +3.30%	Red +2.80%	Red +4.60%
GOMBI	Blue +14.30%	Blue +6.60%	Blue +3.90%	Blue +4.70%	Blue +2.10%	Red +3.00%
KOWLOON	Red +2.40%	Blue +0.90%	-	Red +0.90%	Red +1.20%	Red +1.20%
KID GLYDE	Blue +2.50%	Blue +4.50%	Blue +2.70%	Red +5.80%	Blue +3.60%	Red +2.50%
PIECEZ	Red +5.00%	Red +2.80%	Red +1.10%	Red +3.30%	Blue +5.00%	Red +2.80%
VIRUS	Blue +1.10%	Blue +2.00%	Red +0.30%	Blue +0.60%	Red +0.90%	Red +0.30%
INTACT	Red +2.30%	Blue +1.30%	Blue +1.10%	Red +1.90%	Red +1.00%	Red +1.80%

Round 2



Blue

0-2 (3-6)

Judge	Overall	Technique	Vocabulary	Creativity	Execution	Musicality
KAZUHIRO	Red +0.80%	Blue +1.10%	Blue +1.10%	Red +2.20%	Blue +1.00%	Red +1.80%
JESS	Blue +1.60%	Blue +0.60%	Blue +0.80%	Red +1.40%	Blue +0.70%	Blue +0.90%
MANNY	Blue +2.30%	Blue +1.90%	Blue +1.90%	Red +2.10%	Blue +2.40%	Red +1.80%
GOMBI	Red +5.20%	Blue +4.80%	Red +5.80%	Red +1.60%	Blue +1.30%	Red +3.90%
KOWLOON	Blue +3.80%	Blue +1.30%	Blue +0.70%	-	Blue +1.20%	Blue +0.60%
KID GLYDE	Blue +2.20%	Blue +4.70%	Blue +1.80%	Red +4.90%	Blue +3.10%	Red +2.50%
PIECEZ	Blue +9.50%	Blue +2.50%	Blue +2.40%	Blue +2.40%	Blue +4.80%	Red +2.60%
VIRUS	Red +3.30%	Blue +1.80%	Red +1.40%	Red +1.50%	Red +1.20%	Red +1.00%
INTACT	Blue +3.10%	Blue +1.80%	Blue +1.20%	Red +1.00%	Blue +1.80%	Red +0.70%



SAT 16 AUG 2025

Start Time 17:17

ROUND ROBIN - GROUP B

Judges Analysis

Battle 2

1-1

7-11 (2-7, 5-4)

Red side
XAK (ESP)



Blue side
CIS (BEL)

Round 1



Blue

0-1 (2-7)

Judge	Overall	Technique	Vocabulary	Creativity	Execution	Musicality
KAZUHIRO	Blue +1.10%	Blue +1.90%	Blue +0.90%	Red +1.90%	Blue +1.40%	Red +1.20%
JESS	Red +0.80%	Blue +0.90%	Blue +1.10%	Red +1.10%	Red +0.80%	Red +0.90%
MANNY	Blue +4.40%	Blue +1.80%	Blue +1.50%	Red +3.10%	Blue +2.10%	Blue +2.10%
GOMBI	Blue +8.50%	Blue +1.90%	Blue +3.30%	Blue +4.20%	Red +3.10%	Blue +2.20%
KOWLOON	Blue +5.00%	Blue +0.90%	Blue +0.90%	Blue +1.40%	Blue +0.80%	Blue +1.00%
KID GLYDE	Blue +1.90%	Blue +3.20%	Blue +2.20%	Red +4.00%	Blue +2.60%	Red +2.10%
PIECEZ	Blue +1.10%	Blue +4.80%	Red +0.80%	Red +2.90%	Blue +5.40%	Red +5.40%
VIRUS	Red +2.60%	Blue +1.70%	Red +1.80%	Red +1.40%	Blue +0.50%	Red +1.60%
INTACT	Blue +4.00%	Blue +0.80%	Blue +1.60%	Blue +1.90%	Blue +1.10%	Red +1.40%

Round 2



Red

1-1 (5-4)

Judge	Overall	Technique	Vocabulary	Creativity	Execution	Musicality
KAZUHIRO	Blue +2.60%	Blue +1.70%	Blue +1.10%	Red +1.40%	Blue +0.20%	Blue +1.00%
JESS	Red +3.60%	Red +1.20%	Blue +0.90%	Red +1.60%	Red +0.80%	Red +0.90%
MANNY	Red +6.90%	Blue +1.60%	Red +3.20%	Red +3.50%	Blue +0.30%	Red +2.10%
GOMBI	Blue +20.00%	Blue +6.30%	Blue +2.30%	Blue +3.90%	Blue +2.70%	Blue +4.80%
KOWLOON	Blue +3.70%	Blue +0.70%	-	Blue +1.00%	Blue +0.80%	Blue +1.20%
KID GLYDE	Red +9.90%	Blue +2.50%	Red +3.50%	Red +3.20%	Red +1.40%	Red +4.30%
PIECEZ	Blue +0.40%	Blue +1.90%	Red +1.80%	Red +1.80%	Blue +4.30%	Red +2.20%
VIRUS	Red +9.90%	Blue +0.40%	Red +3.30%	Red +2.40%	Red +2.80%	Red +1.80%
INTACT	Red +8.50%	Red +0.70%	Red +1.10%	Red +3.40%	Red +0.70%	Red +2.60%



SAT 16 AUG 2025

Start Time 17:58

ROUND ROBIN - GROUP B

Judges Analysis

Battle 3

2-0

18-0 (9-0, 9-0)

Red side
LITHE-ING (CHN)



Blue side
XAK (ESP)

Round 1



Red

1-0 (9-0)

Judge	Overall	Technique	Vocabulary	Creativity	Execution	Musicality
KAZUHIRO	Red +4.60%	Red +2.70%	Red +2.30%	Blue +1.20%	Red +1.70%	Blue +0.90%
JESS	Red +1.00%	Red +1.90%	Red +1.10%	Blue +1.00%	Red +0.60%	Blue +1.60%
MANNY	Red +9.80%	Red +2.90%	Red +3.20%	Blue +0.70%	Red +2.60%	Red +1.80%
GOMBI	Red +8.80%	Red +7.50%	Red +2.90%	Blue +3.50%	Red +5.00%	Blue +3.10%
KOWLOON	Red +4.80%	Red +0.70%	Red +0.80%	Red +0.80%	Red +1.10%	Red +1.40%
KID GLYDE	Red +7.90%	Red +5.70%	Red +3.00%	Blue +5.00%	Red +6.30%	Blue +2.10%
PIECEZ	Red +12.30%	Red +3.90%	Red +2.00%	Red +3.10%	Red +4.70%	Blue +1.40%
VIRUS	Red +3.90%	Red +3.20%	Blue +1.60%	Red +0.70%	Red +0.90%	Red +0.70%
INTACT	Red +9.40%	Red +2.00%	Red +3.60%	Blue +0.80%	Red +2.10%	Red +2.50%

Round 2



Red

2-0 (9-0)

Judge	Overall	Technique	Vocabulary	Creativity	Execution	Musicality
KAZUHIRO	Red +4.60%	Red +1.90%	Red +1.70%	Blue +1.40%	Red +1.40%	Red +1.00%
JESS	Red +2.70%	Red +0.90%	Red +1.10%	Blue +2.00%	Red +2.10%	Red +0.60%
MANNY	Red +12.40%	Red +3.50%	Red +3.80%	Blue +1.80%	Red +3.40%	Red +3.50%
GOMBI	Red +4.50%	Red +4.10%	Blue +3.30%	Blue +6.10%	Red +3.50%	Red +6.30%
KOWLOON	Red +3.80%	Red +0.70%	Red +0.60%	Red +0.60%	Red +0.80%	Red +1.10%
KID GLYDE	Red +8.50%	Red +5.40%	Red +3.50%	Blue +4.00%	Red +5.20%	Blue +1.60%
PIECEZ	Red +20.50%	Red +7.00%	Red +3.50%	Red +2.70%	Red +6.40%	Red +0.90%
VIRUS	Red +1.70%	Red +4.40%	Red +0.20%	Blue +1.80%	Blue +1.60%	Red +0.50%
INTACT	Red +11.80%	Red +2.00%	Red +3.20%	Red +0.70%	Red +3.90%	Red +2.00%



SAT 16 AUG 2025

Start Time 18:03

ROUND ROBIN - GROUP B

Judges Analysis

Battle 4

2-0

14-4 (9-0, 5-4)

Red side
KUZYA (UKR)



Blue side
CIS (BEL)

Round 1



Red

1-0 (9-0)

Judge	Overall	Technique	Vocabulary	Creativity	Execution	Musicality
KAZUHIRO	Red +0.80%	Blue +0.80%	Blue +0.90%	Blue +1.10%	Red +1.90%	Red +1.70%
JESS	Red +2.10%	Blue +0.60%	Blue +0.90%	Red +1.40%	Red +0.90%	Red +1.30%
MANNY	Red +19.70%	Red +3.80%	Red +3.90%	Red +4.40%	Red +3.70%	Red +3.90%
GOMBI	Red +2.90%	Blue +4.30%	Red +3.20%	Red +1.90%	Red +4.80%	Blue +2.70%
KOWLOON	Red +1.80%	Blue +0.60%	Red +0.70%	Red +0.70%	-	Red +1.00%
KID GLYDE	Red +15.50%	Blue +3.90%	Red +2.20%	Red +3.90%	Red +8.80%	Red +4.50%
PIECEZ	Red +20.00%	Red +5.90%	Red +2.80%	Red +2.50%	Red +4.30%	Red +4.50%
VIRUS	Red +13.30%	Red +2.20%	Red +2.40%	Red +1.70%	Red +4.40%	Red +2.60%
INTACT	Red +11.80%	Red +2.10%	Red +0.70%	Red +4.30%	Red +3.20%	Red +1.50%

Round 2



Red

2-0 (5-4)

Judge	Overall	Technique	Vocabulary	Creativity	Execution	Musicality
KAZUHIRO	Red +2.10%	Blue +1.50%	Red +1.70%	Red +1.00%	Red +1.60%	Blue +0.70%
JESS	Blue +0.70%	Blue +0.40%	Blue +0.40%	Red +2.50%	Blue +1.40%	Blue +1.00%
MANNY	Blue +6.60%	Blue +2.10%	Red +1.80%	Blue +1.70%	Blue +1.60%	Blue +3.00%
GOMBI	Blue +13.00%	Blue +6.10%	Blue +6.10%	Red +2.80%	Blue +5.90%	Red +2.30%
KOWLOON	Blue +0.70%	Blue +1.80%	Red +1.10%	Blue +0.30%	Red +0.80%	Blue +0.50%
KID GLYDE	Red +7.10%	Blue +4.50%	Red +2.80%	Red +0.70%	Red +5.50%	Red +2.60%
PIECEZ	Red +19.10%	Red +2.00%	Red +5.30%	Red +4.30%	Red +2.90%	Red +4.60%
VIRUS	Red +6.90%	-	Red +1.50%	Red +3.20%	Red +2.10%	Red +0.10%
INTACT	Red +15.40%	Red +0.70%	Red +4.50%	Red +4.50%	Red +1.30%	Red +4.40%



SAT 16 AUG 2025

Start Time 18:45

ROUND ROBIN - GROUP B

Judges Analysis

Battle 5

2-0

18-0 (9-0, 9-0)

Red side
LITHE-ING (CHN)



Blue side
CIS (BEL)

Round 1  Red 1-0 (9-0)

Judge	Overall	Technique	Vocabulary	Creativity	Execution	Musicality
KAZUHIRO	Red +8.40%	Red +1.70%	Red +1.90%	Red +0.70%	Red +2.40%	Red +1.70%
JESS	Red +3.80%	Red +1.50%	Red +1.50%	Blue +1.40%	Red +1.40%	Red +0.80%
MANNY	Red +20.70%	Red +3.60%	Red +4.00%	Red +4.10%	Red +4.10%	Red +4.90%
GOMBI	Red +8.90%	Red +5.70%	Red +4.40%	Blue +1.40%	Red +3.30%	Blue +3.10%
KOWLOON	Red +3.30%	Red +1.00%	Red +1.30%	Blue +0.70%	Red +0.70%	Red +1.00%
KID GLYDE	Red +12.10%	Red +4.70%	Red +3.60%	Blue +2.20%	Red +4.20%	Red +1.80%
PIECEZ	Red +10.50%	Red +2.80%	-	Red +1.00%	Red +3.80%	Red +2.90%
VIRUS	Red +10.80%	Red +3.00%	Red +1.60%	Red +1.00%	Red +2.20%	Red +3.00%
INTACT	Red +14.60%	Red +2.00%	Red +3.20%	Red +1.20%	Red +4.90%	Red +3.30%

Round 2  Red 2-0 (9-0)

Judge	Overall	Technique	Vocabulary	Creativity	Execution	Musicality
KAZUHIRO	Red +6.30%	Red +1.40%	Red +1.10%	Red +1.20%	Red +1.10%	Red +1.50%
JESS	Red +1.90%	Red +1.40%	Red +1.20%	Blue +0.90%	Red +1.20%	Blue +1.00%
MANNY	Red +12.80%	Red +2.80%	Red +2.10%	Red +2.10%	Red +2.50%	Red +3.30%
GOMBI	Red +19.10%	Red +5.10%	Red +3.70%	Red +1.60%	Red +5.00%	Red +3.70%
KOWLOON	Red +4.00%	Blue +0.20%	Red +1.00%	Red +0.90%	Red +0.90%	Red +1.40%
KID GLYDE	Red +7.20%	Red +4.90%	Red +4.50%	Blue +2.10%	Red +4.00%	Blue +4.10%
PIECEZ	Red +5.50%	Red +2.70%	Red +2.10%	Blue +1.10%	Blue +1.20%	Red +3.00%
VIRUS	Red +7.30%	Red +1.40%	Red +1.30%	-	Red +2.20%	Red +2.40%
INTACT	Red +7.80%	Red +1.40%	Red +0.30%	Red +3.50%	Red +1.90%	Red +0.70%



Judges Analysis

Red side
XAK (ESP)



Battle 6
0-2
3-15 (3-6, 0-9)



Blue side
KUZYA (UKR)

Round 1



Blue

0-1 (3-6)

Judge	Overall	Technique	Vocabulary	Creativity	Execution	Musicality
KAZUHIRO	Red +1.80%	Red +1.00%	Red +1.70%	Red +2.10%	Blue +1.60%	Blue +1.40%
JESS	Blue +1.40%	Blue +1.00%	Red +0.50%	Red +0.80%	Blue +1.10%	Blue +0.60%
MANNY	Blue +3.40%	Blue +2.80%	Red +2.00%	Red +2.40%	Blue +2.00%	Blue +3.00%
GOMBI	Blue +21.50%	Blue +3.40%	Blue +5.20%	Blue +4.60%	Blue +3.30%	Blue +5.00%
KOWLOON	Blue +4.90%	Blue +0.80%	Blue +0.70%	Blue +1.00%	Blue +1.10%	Blue +1.30%
KID GLYDE	Red +7.80%	Red +2.50%	Red +2.60%	Red +4.70%	Red +1.20%	Blue +3.20%
PIECEZ	Blue +16.10%	Blue +3.10%	Blue +2.50%	Blue +2.40%	Blue +2.60%	Blue +5.50%
VIRUS	Red +2.10%	Blue +0.40%	Red +0.70%	Red +2.70%	Blue +0.70%	Blue +0.20%
INTACT	Blue +10.40%	Blue +1.00%	Blue +1.00%	Blue +4.00%	Blue +1.20%	Blue +3.20%

Round 2



Blue

0-2 (0-9)

Judge	Overall	Technique	Vocabulary	Creativity	Execution	Musicality
KAZUHIRO	Blue +8.40%	Blue +1.70%	Blue +1.30%	Blue +0.80%	Blue +1.90%	Blue +2.70%
JESS	Blue +5.50%	Blue +0.80%	Blue +0.80%	Blue +0.70%	Blue +0.90%	Blue +2.30%
MANNY	Blue +3.90%	Blue +1.40%	Red +2.80%	Blue +1.40%	Blue +2.10%	Blue +1.80%
GOMBI	Blue +17.60%	Blue +5.30%	-	Blue +2.20%	Blue +3.50%	Blue +6.60%
KOWLOON	Blue +0.40%	Red +1.00%	Red +1.20%	Blue +1.10%	Blue +0.60%	Blue +0.90%
KID GLYDE	Blue +8.30%	Red +1.80%	Blue +2.30%	Red +2.00%	Blue +4.80%	Blue +5.00%
PIECEZ	Blue +8.50%	Blue +2.00%	Blue +1.40%	Blue +2.30%	Blue +0.90%	Blue +1.90%
VIRUS	Blue +10.70%	Blue +2.50%	Blue +2.10%	Blue +1.70%	Blue +1.80%	Blue +2.60%
INTACT	Blue +7.40%	Blue +0.80%	Red +1.10%	Blue +3.20%	Blue +1.80%	Blue +2.70%



SAT 16 AUG 2025

Start Time 17:00

ROUND ROBIN - GROUP A

Judges Analysis

Red side
X-RAIN (CHN)



Battle 1
0-2
5-13 (3-6, 2-7)



Blue side
SHIGEKIX (JPN)

Round 1



Blue

0-1 (3-6)

Judge	Overall	Technique	Vocabulary	Creativity	Execution	Musicality
KAZUHIRO	Blue +2.20%	Red +0.40%	Blue +1.10%	Red +1.70%	Blue +1.40%	Blue +1.80%
JESS	Red +1.20%	Blue +0.60%	Red +0.50%	Red +0.50%	Red +0.70%	Red +0.10%
MANNY	Red +16.70%	Red +3.10%	Red +2.10%	Red +3.50%	Red +3.50%	Red +4.50%
GOMBI	Blue +16.70%	Blue +1.10%	Blue +0.90%	Blue +4.50%	Blue +3.90%	Blue +6.30%
KOWLOON	Blue +3.80%	Blue +1.20%	Blue +0.90%	Red +0.50%	Blue +0.90%	Blue +1.30%
KID GLYDE	Blue +4.10%	Blue +1.70%	Blue +2.90%	Red +1.80%	Blue +2.40%	Red +1.10%
PIECEZ	Blue +5.60%	Blue +4.00%	-	Red +1.90%	Blue +1.30%	Blue +2.20%
VIRUS	Blue +7.50%	Blue +2.80%	Blue +1.40%	Red +1.00%	Blue +2.40%	Blue +1.90%
INTACT	Red +5.90%	Red +0.70%	Red +1.40%	Red +0.80%	Red +0.80%	Red +2.20%

Round 2



Blue

0-2 (2-7)

Judge	Overall	Technique	Vocabulary	Creativity	Execution	Musicality
KAZUHIRO	Blue +4.60%	Blue +1.20%	Blue +2.00%	Red +1.10%	Blue +0.90%	Blue +1.60%
JESS	Blue +2.20%	Blue +0.70%	Blue +0.50%	Red +0.50%	Blue +0.80%	Blue +0.70%
MANNY	Blue +0.90%	Blue +1.60%	Blue +1.80%	Red +1.90%	Red +2.30%	Blue +1.70%
GOMBI	Blue +16.90%	Blue +6.00%	Blue +2.60%	-	Blue +4.10%	Blue +4.20%
KOWLOON	Blue +1.70%	Blue +1.00%	Red +0.80%	Red +1.00%	Blue +1.90%	Blue +0.60%
KID GLYDE	Blue +2.40%	Blue +3.90%	Red +2.30%	Red +3.90%	Blue +3.70%	Blue +1.00%
PIECEZ	Red +8.00%	Blue +2.60%	Red +3.00%	Red +1.70%	Red +3.20%	Red +2.70%
VIRUS	Blue +11.90%	Blue +2.10%	Blue +2.60%	Blue +1.20%	Blue +3.30%	Blue +2.70%
INTACT	Red +6.20%	Blue +0.70%	Red +1.30%	Red +3.20%	Red +0.50%	Red +1.90%



SAT 16 AUG 2025

Start Time 17:05

ROUND ROBIN - GROUP A

Judges Analysis

Red side
BENMX (AUS)



Battle 2
0-2
0-18 (0-9, 0-9)



Blue side
WIGOR (POL)

Round 1



Blue

0-1 (0-9)

Judge	Overall	Technique	Vocabulary	Creativity	Execution	Musicality
KAZUHIRO	Blue +5.10%	Blue +1.40%	Blue +0.60%	Blue +1.80%	Blue +1.20%	Blue +0.10%
JESS	Blue +1.60%	Blue +0.70%	Red +1.10%	Blue +1.70%	Red +0.70%	Blue +1.00%
MANNY	Blue +13.40%	Blue +2.40%	Blue +2.80%	Blue +3.70%	Blue +2.30%	Blue +2.20%
GOMBI	Blue +11.20%	Blue +3.60%	Red +1.50%	Blue +3.80%	Blue +5.30%	-
KOWLOON	Blue +4.30%	Blue +0.90%	Blue +0.80%	Blue +0.70%	Blue +1.00%	Blue +0.90%
KID GLYDE	Blue +12.50%	Red +1.10%	Blue +3.20%	Blue +3.60%	Blue +4.50%	Blue +2.30%
PIECEZ	Blue +22.10%	Blue +2.70%	Blue +2.80%	Blue +5.80%	Blue +6.80%	Blue +4.00%
VIRUS	Blue +12.50%	Blue +3.00%	Blue +1.60%	Blue +3.20%	Blue +2.60%	Blue +2.10%
INTACT	Blue +12.80%	Blue +2.20%	Blue +1.90%	Blue +1.00%	Blue +3.90%	Blue +3.80%

Round 2



Blue

0-2 (0-9)

Judge	Overall	Technique	Vocabulary	Creativity	Execution	Musicality
KAZUHIRO	Blue +5.10%	Blue +2.90%	Red +1.00%	Blue +1.30%	Blue +1.10%	Blue +0.80%
JESS	Blue +3.50%	Blue +0.70%	Blue +0.90%	Blue +1.30%	Blue +0.90%	Red +0.30%
MANNY	Blue +12.40%	Blue +2.40%	Blue +2.60%	Blue +3.10%	Blue +2.30%	Blue +2.00%
GOMBI	Blue +11.00%	Red +5.20%	Blue +3.20%	Blue +3.90%	Blue +5.50%	Blue +3.60%
KOWLOON	Blue +4.40%	Blue +1.00%	Blue +0.90%	Blue +0.80%	Blue +0.90%	Blue +0.80%
KID GLYDE	Blue +4.40%	Red +3.40%	Blue +4.20%	Blue +2.10%	Blue +3.40%	Red +1.90%
PIECEZ	Blue +18.90%	Blue +4.50%	Blue +2.50%	Blue +2.30%	Blue +4.60%	Blue +5.00%
VIRUS	Blue +11.20%	Blue +2.60%	Blue +3.50%	Blue +2.50%	Blue +1.40%	Blue +1.20%
INTACT	Blue +18.70%	Blue +5.20%	Blue +2.20%	Blue +6.00%	Blue +4.00%	Blue +1.30%



SAT 16 AUG 2025

Start Time 17:46

ROUND ROBIN - GROUP A

Judges Analysis

Red side
WIGOR (POL)



Battle 3
0-2
0-18 (0-9, 0-9)



Blue side
SHIGEKIX (JPN)

Round 1



Blue

0-1 (0-9)

Judge	Overall	Technique	Vocabulary	Creativity	Execution	Musicality
KAZUHIRO	Blue +5.80%	Blue +2.10%	Blue +1.80%	Red +0.70%	Blue +1.00%	Blue +1.60%
JESS	Blue +3.70%	Blue +1.20%	Blue +1.20%	Red +0.70%	Blue +0.70%	Blue +1.30%
MANNY	Blue +25.80%	Blue +5.00%	Blue +5.20%	Blue +5.80%	Blue +4.80%	Blue +5.00%
GOMBI	Blue +1.50%	Blue +6.20%	Red +4.60%	Red +3.40%	Blue +7.90%	Red +4.60%
KOWLOON	Blue +2.70%	Blue +0.90%	Blue +0.50%	Red +0.80%	Blue +0.90%	Blue +1.20%
KID GLYDE	Blue +16.50%	Blue +1.00%	Blue +4.60%	Blue +2.20%	Blue +2.60%	Blue +6.10%
PIECEZ	Blue +2.80%	Blue +1.40%	Red +2.10%	Red +1.60%	Blue +3.40%	Blue +1.70%
VIRUS	Blue +12.70%	Blue +2.90%	Blue +1.40%	Blue +1.00%	Blue +4.20%	Blue +3.20%
INTACT	Blue +3.70%	Blue +0.70%	Blue +0.70%	Red +1.50%	Blue +2.20%	Blue +1.60%

Round 2



Blue

0-2 (0-9)

Judge	Overall	Technique	Vocabulary	Creativity	Execution	Musicality
KAZUHIRO	Blue +1.10%	Blue +0.70%	Blue +0.80%	Red +1.80%	-	Blue +1.40%
JESS	Blue +1.80%	Blue +1.00%	Red +0.50%	Red +1.00%	Blue +1.20%	Blue +1.10%
MANNY	Blue +13.40%	Blue +2.70%	Blue +2.50%	Blue +2.10%	Blue +2.70%	Blue +3.40%
GOMBI	Blue +5.80%	Blue +6.90%	Red +3.20%	Red +4.20%	Blue +3.50%	Blue +2.80%
KOWLOON	Blue +2.40%	Blue +0.60%	Blue +0.80%	Red +1.00%	Blue +0.70%	Blue +1.30%
KID GLYDE	Blue +7.80%	Blue +2.50%	Red +2.40%	Red +2.20%	Blue +6.40%	Blue +3.50%
PIECEZ	Blue +3.50%	Blue +3.00%	Red +2.40%	Red +2.20%	Blue +3.20%	Blue +1.90%
VIRUS	Blue +12.00%	Blue +2.90%	Blue +1.80%	Blue +1.60%	Blue +2.60%	Blue +3.10%
INTACT	Blue +8.30%	Blue +2.70%	Blue +0.70%	Blue +0.70%	Blue +3.20%	Blue +1.00%



SAT 16 AUG 2025

Start Time 17:52

ROUND ROBIN - GROUP A

Judges Analysis

Red side
BENMX (AUS)



Battle 4
0-2
2-16 (1-8, 1-8)



Blue side
X-RAIN (CHN)

Round 1



Blue

0-1 (1-8)

Judge	Overall	Technique	Vocabulary	Creativity	Execution	Musicality
KAZUHIRO	Blue +4.50%	Red +1.20%	Blue +1.00%	Blue +2.30%	Blue +1.20%	Blue +1.20%
JESS	Blue +2.80%	Blue +0.80%	Red +0.60%	Blue +0.80%	Blue +1.10%	Blue +0.70%
MANNY	Blue +9.10%	Blue +2.50%	Blue +2.70%	Blue +2.20%	Red +0.30%	Blue +2.00%
GOMBI	Red +19.70%	Red +3.70%	Red +3.90%	Red +4.30%	Red +3.60%	Red +4.20%
KOWLOON	Blue +3.20%	Red +0.90%	Blue +1.00%	Blue +0.90%	Blue +1.00%	Blue +1.20%
KID GLYDE	Blue +8.90%	Blue +2.10%	Blue +2.20%	Red +2.30%	Blue +3.80%	Blue +3.10%
PIECEZ	Blue +14.40%	Blue +4.40%	Blue +1.80%	Blue +3.30%	Blue +1.60%	Blue +3.30%
VIRUS	Blue +11.50%	Red +0.30%	Blue +3.20%	Blue +3.20%	Blue +2.20%	Blue +3.20%
INTACT	Blue +15.00%	Blue +4.00%	Blue +4.60%	Blue +0.90%	Blue +3.80%	Blue +1.70%

Round 2



Blue

0-2 (1-8)

Judge	Overall	Technique	Vocabulary	Creativity	Execution	Musicality
KAZUHIRO	Blue +7.10%	Blue +0.70%	Blue +1.80%	Blue +1.10%	Blue +2.20%	Blue +1.30%
JESS	Blue +4.50%	Blue +1.40%	Blue +1.00%	Blue +1.10%	Blue +0.50%	Blue +0.50%
MANNY	Blue +11.20%	Blue +2.40%	Blue +2.40%	Blue +2.30%	Blue +1.50%	Blue +2.60%
GOMBI	Red +13.50%	Red +6.50%	Red +3.90%	Red +2.80%	Blue +2.30%	Red +2.60%
KOWLOON	Blue +2.70%	Red +0.90%	Blue +0.90%	Blue +0.80%	Blue +0.80%	Blue +1.10%
KID GLYDE	Blue +18.50%	Blue +3.50%	Blue +4.60%	Blue +2.30%	Blue +3.30%	Blue +4.80%
PIECEZ	Blue +14.40%	Blue +1.50%	Blue +3.90%	Blue +1.90%	Blue +3.30%	Blue +3.80%
VIRUS	Blue +4.70%	Red +0.20%	Blue +1.70%	-	Blue +2.10%	Blue +1.10%
INTACT	Blue +20.60%	Blue +4.60%	Blue +5.00%	Blue +2.80%	Blue +5.10%	Blue +3.10%



SAT 16 AUG 2025

Start Time 18:33

ROUND ROBIN - GROUP A

Judges Analysis

Battle 5

2-0

18-0 (9-0, 9-0)

Red side
SHIGEKIX (JPN)



Blue side
BENMX (AUS)

Round 1



Red

1-0 (9-0)

Judge	Overall	Technique	Vocabulary	Creativity	Execution	Musicality
KAZUHIRO	Red +7.80%	Red +2.80%	Red +1.70%	Red +0.80%	Red +1.30%	Red +1.20%
JESS	Red +4.10%	Red +1.90%	Red +0.10%	Red +0.50%	Red +1.20%	Red +0.40%
MANNY	Red +10.00%	Red +3.20%	Red +1.00%	Red +0.90%	Red +2.40%	Red +2.50%
GOMBI	Red +14.10%	Red +3.20%	Red +2.20%	Red +3.60%	Red +3.00%	Red +2.10%
KOWLOON	Red +4.30%	Red +0.90%	Red +0.80%	Red +0.80%	Red +0.90%	Red +0.90%
KID GLYDE	Red +13.80%	Red +5.90%	Red +3.80%	Blue +1.40%	Red +1.20%	Red +4.30%
PIECEZ	Red +17.00%	Red +4.80%	Red +2.60%	Red +2.30%	Red +4.30%	Red +3.00%
VIRUS	Red +5.00%	-	Red +0.70%	Red +1.40%	Red +1.00%	Red +1.90%
INTACT	Red +13.90%	Red +3.80%	Red +2.40%	Red +1.20%	Red +3.70%	Red +2.80%

Round 2



Red

2-0 (9-0)

Judge	Overall	Technique	Vocabulary	Creativity	Execution	Musicality
KAZUHIRO	Red +6.70%	Red +2.40%	Red +1.10%	Red +0.80%	Red +1.60%	Red +0.80%
JESS	Red +7.50%	Red +2.20%	Red +0.80%	Red +0.80%	Red +2.70%	Red +1.00%
MANNY	Red +14.70%	Red +4.20%	Red +2.80%	Red +2.60%	Red +2.40%	Red +2.70%
GOMBI	Red +21.50%	Red +5.80%	Red +3.10%	Red +4.90%	Red +3.60%	Red +4.10%
KOWLOON	Red +3.40%	Red +0.70%	Red +0.60%	Red +0.60%	Red +0.80%	Red +0.70%
KID GLYDE	Red +17.60%	Red +1.70%	Red +4.10%	Red +1.40%	Red +6.10%	Red +4.30%
PIECEZ	Red +16.10%	Red +3.60%	Red +2.10%	Red +2.10%	Red +4.80%	Red +3.50%
VIRUS	Red +6.90%	Red +0.20%	Red +1.10%	Red +1.90%	Red +0.90%	Red +2.80%
INTACT	Red +11.70%	Red +3.70%	Red +1.30%	Red +1.70%	Red +4.00%	Red +1.00%



SAT 16 AUG 2025

Start Time 18:39

ROUND ROBIN - GROUP A

Judges Analysis

Battle 6

2-0

18-0 (9-0, 9-0)

Red side
X-RAIN (CHN)



Blue side
WIGOR (POL)

Round 1



Red

1-0 (9-0)

Judge	Overall	Technique	Vocabulary	Creativity	Execution	Musicality
KAZUHIRO	Red +4.50%	Red +1.80%	Red +1.60%	Blue +1.10%	Red +0.80%	Red +1.40%
JESS	Red +4.90%	Red +1.50%	Red +1.00%	Blue +0.90%	Red +2.20%	Red +1.10%
MANNY	Red +11.70%	Red +1.40%	Red +2.10%	Red +2.20%	Red +3.00%	Red +3.00%
GOMBI	Red +12.20%	Red +1.80%	Red +2.10%	Red +4.60%	Blue +2.40%	Red +6.10%
KOWLOON	Red +1.00%	Blue +0.60%	Red +1.10%	Blue +1.50%	Red +1.00%	Red +1.00%
KID GLYDE	Red +15.30%	Red +6.20%	Red +2.10%	Red +1.10%	Red +1.10%	Red +4.80%
PIECEZ	Red +8.00%	Red +3.10%	Red +2.00%	Red +1.30%	Red +2.80%	Blue +1.20%
VIRUS	Red +5.20%	Blue +0.80%	Red +0.80%	Red +2.10%	Red +1.30%	Red +1.80%
INTACT	Red +14.50%	Red +3.30%	Red +3.70%	Red +1.90%	Red +3.40%	Red +2.20%

Round 2



Red

2-0 (9-0)

Judge	Overall	Technique	Vocabulary	Creativity	Execution	Musicality
KAZUHIRO	Red +7.00%	Red +2.00%	Red +1.60%	Red +0.90%	Red +1.40%	Red +1.10%
JESS	Red +6.60%	Red +1.80%	Red +1.50%	Red +1.10%	Red +1.10%	Red +1.10%
MANNY	Red +17.20%	Red +2.70%	Red +3.80%	Red +3.30%	Red +3.80%	Red +3.60%
GOMBI	Red +19.90%	Red +4.90%	Red +3.10%	Red +3.70%	Red +4.50%	Red +3.70%
KOWLOON	Red +5.70%	Red +1.10%	Red +0.90%	Red +1.10%	Red +1.30%	Red +1.30%
KID GLYDE	Red +15.20%	Red +4.30%	Red +3.10%	Red +1.20%	Red +3.40%	Red +3.20%
PIECEZ	Red +20.80%	Red +5.20%	Red +3.30%	Red +2.40%	Red +5.80%	Red +4.10%
VIRUS	Red +12.20%	Red +1.10%	Red +2.10%	Red +1.60%	Red +4.20%	Red +3.20%
INTACT	Red +20.90%	Red +4.30%	Red +5.40%	Red +2.30%	Red +5.80%	Red +3.10%



BREAKING

B-Girls



Entry List by Event

As of SAT 16 AUG 2025

NOC	Name	Date of Birth
BRA - Brazil	MINI JAPA	10 AUG 1994
CHN - People's Republic of China	671	19 OCT 2005
	YING ZI	12 APR 1993
	ROYAL	4 OCT 2008
FRA - France	SYSSY	1 SEP 2008
ITA - Italy	ANTI	30 NOV 1997
	ALESSANDRINA	13 OCT 1999
JPN - Japan	RIKO	28 MAR 2007
	AYUMI	22 JUN 1983
	AYANE	26 NOV 1997
KOR - Republic of Korea	STARRY	19 SEP 1996
LTU - Lithuania	NICKA	8 JUN 2007
NED - Netherlands	INDIA	19 MAY 2006
POR - Portugal	VANESSA	21 MAR 1992
UKR - Ukraine	STEFANI	26 JUN 1994
	KATE	2 JUN 1995



Competition Summary

As of SAT 16 AUG 2025 at 15:16

Round Robin

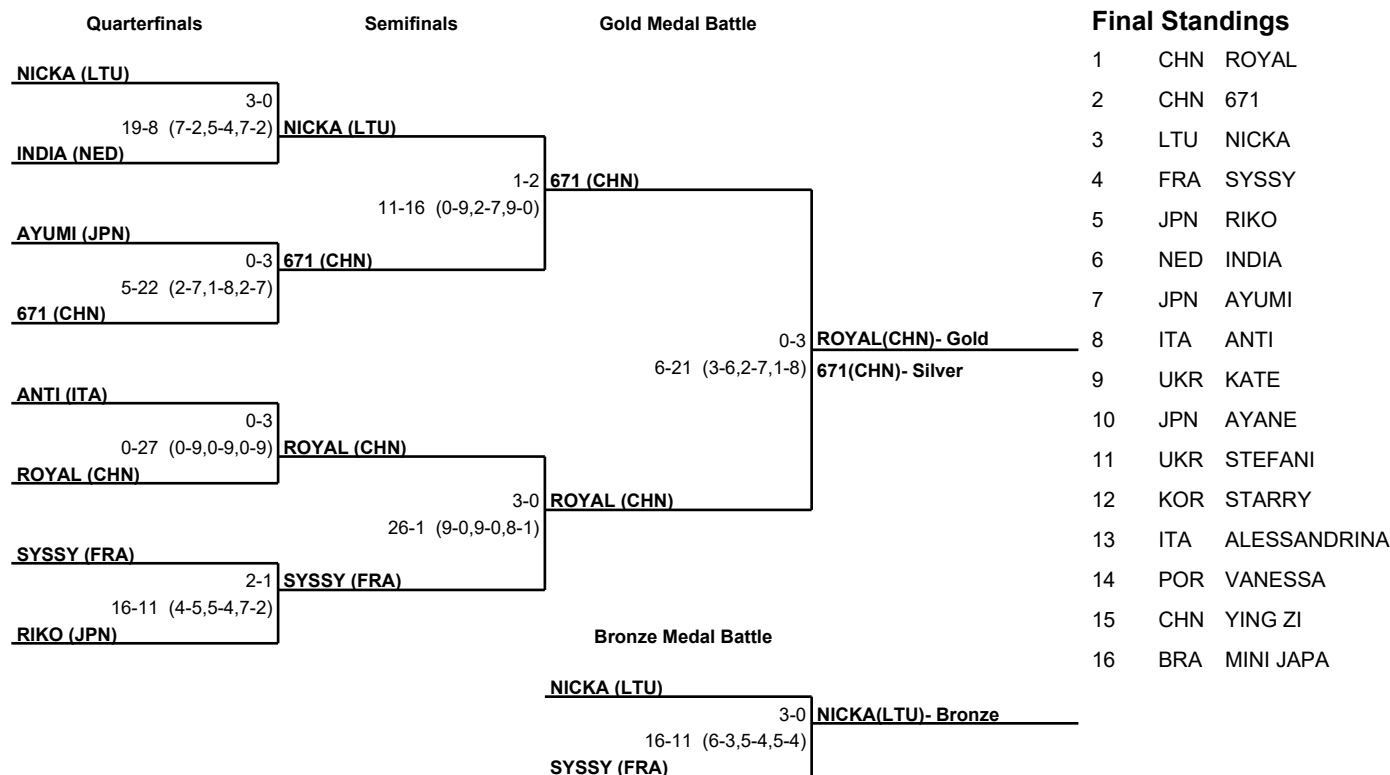
Group A				
Rank	Name	NOC Code	Total Scores	
			Rounds	Votes
1	AYUMI	JPN	5	42
2	ANTI	ITA	4	32
3	KATE	UKR	3	33
4	MINI JAPA	BRA	0	1

Group B				
Rank	Name	NOC Code	Total Scores	
			Rounds	Votes
1	SYSSY	FRA	5	43
2	INDIA	NED	5	39
3	STEFANI	UKR	2	17
4	ALESSANDRINA	ITA	0	9

Group C				
Rank	Name	NOC Code	Total Scores	
			Rounds	Votes
1	NICKA	LTU	6	46
2	RIKO	JPN	4	36
3	AYANE	JPN	2	19
4	VANESSA	POR	0	7

Group D				
Rank	Name	NOC Code	Total Scores	
			Rounds	Votes
1	ROYAL	CHN	6	50
2	671	CHN	4	38
3	STARRY	KOR	2	15
4	YING ZI	CHN	0	5

Qualification: The top 2 athletes in each group qualify to the Quarterfinals



Legend:

Q Qualified for Quarterfinals **DNS** Did not start

Timing and Results provided by Tissot



SAT 16 AUG 2025

Medallists

Medal	Name	NOC
GOLD	ROYAL	CHN - People's Republic of China
SILVER	671	CHN - People's Republic of China
BRONZE	NICKA	LTU - Lithuania



Start List

Bronze Medal Battle

Start Time: 13:24

Battle No.	Red side Name (NOC Code)	Score		Blue side Name (NOC Code)
		Rounds	Votes	
31	NICKA (LTU)	-	-	SYSSY (FRA)

Gold Medal Battle

Start Time: 13:24

Battle No.	Red side Name (NOC Code)	Score		Blue side Name (NOC Code)
		Rounds	Votes	
32	ROYAL (CHN)	-	-	671 (CHN)

Judges:	KAZUHIRO (JPN)	Chair:	BOJIN (WDSF)
	JESS (ESP)		MGBILITY (SVK)
	MANNY (GBR)		PLASH1 (POL)
	GOMBI (HUN)		MAZEROCK (CHN)
	KOWLOON (CHN)		MAX (POR)
	KID GLYDE (PUR)		LIL SEAN (CHN)
	PIECEZ (CAN)		
	VIRUS (KOR)		
	INTACT (UKR)		

Note:
During the Knock-out, each battle consists of three rounds. The athlete with more rounds at the end of the battle is declared the winner.

Legend:
No. Number



Results

Bronze Medal Battle

Battle No.	Red side Name(NOC Code)	Rounds Votes	Blue side Name(NOC Code)
31	NICKA (LTU)	3-0 16-11 (6-3, 5-4, 5-4)	SYSSY (FRA)

Gold Medal Battle

Battle No.	Red side Name(NOC Code)	Rounds Votes	Blue side Name(NOC Code)
32	ROYAL (CHN)	3-0 21-6 (6-3, 7-2, 8-1)	671 (CHN)

Legend:

No. Number

Timing and Results provided by Tissot



SUN 17 AUG 2025
Start Time 13:40

BRONZE MEDAL BATTLE

Judges Analysis

Battle 15

3-0

16-11 (6-3, 5-4, 5-4)

Red side
NICKA (LTU)



Blue side
SYSSY (FRA)

Round 1



Red

1-0 (6-3)

Judge	Overall	Technique	Vocabulary	Creativity	Execution	Musicality
KAZUHIRO	Red +1.50%	Blue +1.50%	Red +1.60%	Red +1.20%	Red +1.40%	Blue +1.20%
JESS	Red +3.00%	Red +1.10%	Red +1.60%	Red +0.50%	Red +0.90%	Blue +1.10%
MANNY	Blue +6.70%	Blue +2.20%	Blue +2.20%	Blue +2.10%	Red +2.20%	Blue +2.40%
GOMBI	Blue +13.80%	Red +5.40%	Blue +3.20%	Blue +4.90%	Blue +5.10%	Blue +6.00%
KOWLOON	Red +2.80%	Blue +0.90%	Red +1.30%	Red +1.20%	-	Red +1.20%
KID GLYDE	Red +2.80%	Red +2.00%	Blue +1.70%	Red +3.70%	Red +2.00%	Blue +3.20%
PIECEZ	Red +6.50%	Red +2.60%	Blue +1.10%	Red +1.30%	Red +2.40%	Red +1.30%
VIRUS	Red +5.10%	Red +1.70%	Red +0.50%	-	Red +1.30%	Red +1.60%
INTACT	Blue +3.10%	Blue +1.40%	Red +0.80%	Blue +1.10%	Blue +0.30%	Blue +1.10%

Round 2



Red

2-0 (5-4)

Judge	Overall	Technique	Vocabulary	Creativity	Execution	Musicality
KAZUHIRO	Red +2.90%	Red +0.70%	Red +1.00%	Blue +0.90%	Red +1.10%	Red +1.00%
JESS	Red +2.10%	Red +1.40%	Red +1.40%	Blue +0.90%	Red +1.00%	Blue +0.80%
MANNY	Blue +6.40%	Blue +1.60%	Blue +3.00%	Blue +2.70%	Red +2.60%	Blue +1.70%
GOMBI	Blue +9.70%	Red +3.80%	Blue +7.10%	Blue +3.80%	Red +2.40%	Blue +5.00%
KOWLOON	Blue +3.60%	Blue +0.80%	Blue +1.30%	Blue +1.50%	-	-
KID GLYDE	Red +1.30%	Red +3.50%	Blue +3.80%	Red +1.60%	Red +4.40%	Blue +4.40%
PIECEZ	Blue +2.80%	Red +2.80%	Red +1.50%	Blue +2.70%	-	Blue +4.40%
VIRUS	Red +5.40%	Red +1.90%	-	-	Red +1.90%	Red +1.60%
INTACT	Red +3.90%	Red +0.70%	Red +1.20%	Red +1.80%	Red +1.30%	Blue +1.10%












SUN 17 AUG 2025

Start Time 13:40

Judges Analysis

Round 3  Red **3-0 (5-4)**

Judge	Overall	Technique	Vocabulary	Creativity	Execution	Musicality
KAZUHIRO	 Blue +7.00%	Blue +0.80%	Blue +1.90%	Blue +1.60%	Blue +1.00%	Blue +1.70%
JESS	 Red +0.60%	Red +0.80%	Red +0.70%	Red +0.50%	Blue +0.40%	Blue +1.00%
MANNY	 Red +0.20%	Red +1.70%	Blue +2.70%	Red +2.00%	Red +2.60%	Blue +3.40%
GOMBI	 Blue +21.90%	Blue +2.10%	Blue +5.60%	Blue +3.10%	Blue +5.20%	Blue +5.90%
KOWLOON	 Red +3.30%	Blue +0.70%	Red +0.80%	Red +1.00%	Red +1.00%	Red +1.20%
KID GLYDE	 Red +8.90%	Red +2.90%	Red +1.90%	-	Red +0.60%	Red +3.50%
PIECEZ	 Blue +11.50%	Blue +1.70%	Blue +2.50%	Blue +1.90%	Blue +3.30%	Blue +2.10%
VIRUS	 Red +3.50%	Red +0.70%	Red +1.60%	Red +0.50%	Blue +0.60%	Red +1.30%
INTACT	 Blue +3.10%	Blue +0.50%	Red +0.70%	Blue +0.70%	Blue +1.60%	Blue +1.00%



Judges Analysis

Battle 16

3-0

21-6 (6-3, 7-2, 8-1)

Red side
ROYAL (CHN)



Blue side
671 (CHN)

Round 1



Red

1-0 (6-3)

Judge	Overall	Technique	Vocabulary	Creativity	Execution	Musicality
KAZUHIRO	Red +6.30%	-	-	Red +6.30%	-	-
JESS	Red +6.60%	-	-	-	-	Red +6.60%
MANNY	Red +6.90%	-	-	-	-	Red +6.90%
GOMBI	Red +7.30%	-	-	-	-	Red +7.30%
KOWLOON	Blue +4.40%	-	-	-	-	Blue +4.40%
KID GLYDE	Red +4.60%	-	-	-	-	Red +4.60%
PIECEZ	Blue +5.90%	-	-	Blue +5.90%	-	-
VIRUS	Red +6.30%	-	-	Red +6.30%	-	-
INTACT	Blue +5.70%	-	Blue +5.70%	-	-	-

Round 2



Red

2-0 (7-2)

Judge	Overall	Technique	Vocabulary	Creativity	Execution	Musicality
KAZUHIRO	Blue +5.30%	-	Blue +5.30%	-	-	-
JESS	Red +5.80%	-	Red +6.40%	Red +10.10%	Blue +19.80%	Red +9.10%
MANNY	Red +3.90%	-	-	Red +3.90%	-	-
GOMBI	Red +6.10%	-	-	-	-	Red +6.10%
KOWLOON	Red +4.70%	-	-	Red +4.70%	-	-
KID GLYDE	Red +5.30%	-	-	Red +5.30%	-	-
PIECEZ	Red +4.40%	-	-	Red +4.40%	-	-
VIRUS	Red +4.60%	-	-	Red +4.60%	-	-
INTACT	Blue +6.00%	-	-	Blue +6.00%	-	-












SUN 17 AUG 2025

Start Time 14:08

Judges Analysis

Round 3  Red 3-0 (8-1)

Judge	Overall	Technique	Vocabulary	Creativity	Execution	Musicality
KAZUHIRO	 Red +5.80%	-	-	Red +5.80%	-	-
JESS	 Red +5.20%	-	-	Red +5.20%	-	-
MANNY	 Red +5.20%	-	-	Red +5.20%	-	-
GOMBI	 Red +6.70%	-	-	-	-	Red +6.70%
KOWLOON	 Red +5.10%	-	-	Red +5.10%	-	-
KID GLYDE	 Red +5.10%	-	-	Red +5.10%	-	-
PIECEZ	 Red +6.10%	-	-	Red +6.10%	-	-
VIRUS	 Red +5.90%	-	-	Red +5.90%	-	-
INTACT	 Blue +4.40%	-	-	Blue +4.40%	-	-



Start List

Battle No.	Red side Name (NOC Code)	Score		Blue side Name (NOC Code)
		Rounds	Votes	
29	671 (CHN)	-	-	NICKA (LTU)
30	SYSSY (FRA)	-	-	ROYAL (CHN)

Judges:	KAZUHIRO (JPN)	Chair:	BOJIN (WDSF)
	JESS (ESP)		MGBILITY (SVK)
	MANNY (GBR)		PLASH1 (POL)
	GOMBI (HUN)		MAZEROCK (CHN)
	KOWLOON (CHN)		MAX (POR)
	KID GLYDE (PUR)		LIL SEAN (CHN)
	PIECEZ (CAN)		
	VIRUS (KOR)		
	INTACT (UKR)		

Note:
During the Knock-out, each battle consists of three rounds. The athlete with more rounds at the end of the battle is declared the winner.

Legend:
No. Number



Results

Battle No.	Red side Name(NOC Code)	Rounds Votes	Blue side Name(NOC Code)
29	671 (CHN)	2-1 16-11 (9-0, 7-2, 0-9)	NICKA (LTU)
30	SYSSY (FRA)	0-3 1-26 (0-9, 0-9, 1-8)	ROYAL (CHN)

Legend:

No. Number

Timing and Results provided by Tissot



Judges Analysis

Battle 13

2-1

16-11 (9-0, 7-2, 0-9)

Red side
671 (CHN)



Blue side
NICKA (LTU)

Round 1



Red

1-0 (9-0)

Judge	Overall	Technique	Vocabulary	Creativity	Execution	Musicality
KAZUHIRO	Red +5.00%	Red +1.50%	Red +1.80%	Blue +1.20%	Red +1.40%	Red +1.50%
JESS	Red +0.40%	Red +0.60%	Blue +0.50%	Blue +1.30%	Red +1.00%	Red +0.60%
MANNY	Red +14.80%	Red +3.40%	Red +2.50%	Red +3.60%	Red +2.50%	Red +2.80%
GOMBI	Red +1.40%	Red +6.10%	Blue +5.00%	Blue +1.30%	Red +5.50%	Blue +3.90%
KOWLOON	Red +0.80%	Red +1.30%	Blue +1.00%	Blue +1.20%	Red +1.00%	Red +0.70%
KID GLYDE	Red +8.10%	Red +4.30%	Red +2.50%	Blue +3.60%	Red +3.00%	Red +1.90%
PIECEZ	Red +9.90%	Red +2.20%	Red +1.40%	Red +1.50%	Red +2.50%	Red +2.30%
VIRUS	Red +0.50%	Red +3.20%	Blue +2.00%	-	Red +1.10%	Blue +1.80%
INTACT	Red +5.00%	Red +1.30%	Red +1.80%	Blue +1.10%	Red +1.30%	Red +1.70%

Round 2



Red

2-0 (7-2)

Judge	Overall	Technique	Vocabulary	Creativity	Execution	Musicality
KAZUHIRO	Red +1.50%	Red +1.80%	Blue +0.70%	Red +1.10%	Blue +1.50%	Red +0.80%
JESS	Red +1.70%	Red +1.40%	Blue +1.00%	Blue +0.70%	Red +1.20%	Red +0.80%
MANNY	Red +12.60%	Red +3.60%	Red +2.50%	Red +2.20%	Red +2.40%	Red +1.90%
GOMBI	Red +13.50%	Red +8.60%	Red +3.10%	Blue +2.40%	Red +5.50%	Blue +1.30%
KOWLOON	Red +1.70%	Red +1.30%	Blue +0.90%	Blue +1.00%	Red +1.00%	Red +1.30%
KID GLYDE	Blue +0.30%	Red +1.80%	Red +3.70%	Blue +4.30%	Red +2.60%	Blue +4.10%
PIECEZ	Red +4.00%	Red +2.00%	Blue +2.80%	Red +1.20%	Red +3.60%	-
VIRUS	Blue +1.70%	Red +2.20%	Blue +0.90%	Blue +1.30%	Blue +0.90%	Blue +0.80%
INTACT	Red +11.90%	Red +3.50%	Red +1.00%	Red +2.50%	Red +3.40%	Red +1.50%



SUN 17 AUG 2025

Start Time 13:02

Judges Analysis

Round 3  **Blue** **2-1 (0-9)**

Judge	Overall	Technique	Vocabulary	Creativity	Execution	Musicality
KAZUHIRO	Blue +7.10%	Blue +1.70%	Blue +1.20%	Blue +1.40%	Blue +1.10%	Blue +1.70%
JESS	Blue +1.50%	Red +0.70%	Blue +1.00%	Blue +1.20%	Red +0.90%	Blue +0.90%
MANNY	Blue +11.90%	Blue +2.20%	Blue +2.60%	Blue +2.40%	Blue +2.00%	Blue +2.70%
GOMBI	Blue +19.20%	Blue +8.30%	Blue +3.90%	Blue +4.90%	Red +2.60%	Blue +4.70%
KOWLOON	Blue +3.00%	Red +1.20%	Blue +1.20%	Blue +0.90%	Blue +1.10%	Blue +1.00%
KID GLYDE	Blue +2.40%	Red +4.60%	Blue +2.80%	Blue +3.90%	Red +3.90%	Blue +4.20%
PIECEZ	Blue +3.20%	Blue +2.80%	Red +1.50%	-	Red +0.70%	Blue +2.60%
VIRUS	Blue +8.10%	Blue +1.60%	Blue +2.60%	Blue +0.60%	Blue +1.20%	Blue +2.10%
INTACT	Blue +3.00%	Red +0.70%	Blue +1.20%	Blue +0.60%	Blue +0.50%	Blue +1.40%



Judges Analysis

Battle 14

0-3

1-26 (0-9, 0-9, 1-8)

Red side
SYSSY (FRA)



Blue side
ROYAL (CHN)

Round 1



Blue

0-1 (0-9)

Judge	Overall	Technique	Vocabulary	Creativity	Execution	Musicality
KAZUHIRO	Blue +6.80%	Blue +1.40%	Blue +1.70%	Blue +1.20%	Blue +1.30%	Blue +1.20%
JESS	Blue +8.50%	Blue +1.00%	Blue +3.10%	Blue +1.10%	Blue +1.10%	Blue +2.20%
MANNY	Blue +13.40%	Blue +2.40%	Blue +2.70%	Blue +3.40%	Blue +2.40%	Blue +2.50%
GOMBI	Blue +10.00%	Blue +3.60%	Blue +5.60%	Blue +0.50%	Blue +3.00%	Red +2.70%
KOWLOON	Blue +3.50%	Red +1.10%	Blue +0.90%	Blue +1.10%	Blue +1.10%	Blue +1.50%
KID GLYDE	Blue +16.50%	Blue +1.30%	Blue +3.10%	Blue +2.60%	Blue +4.00%	Blue +5.50%
PIECEZ	Blue +11.00%	Blue +1.80%	Blue +2.90%	Blue +1.40%	Blue +2.50%	Blue +2.40%
VIRUS	Blue +11.40%	Blue +2.70%	Blue +2.20%	Blue +2.30%	Blue +1.80%	Blue +2.40%
INTACT	Blue +7.10%	Blue +1.20%	Blue +2.80%	Blue +0.80%	Blue +1.60%	Blue +0.70%

Round 2



Blue

0-2 (0-9)

Judge	Overall	Technique	Vocabulary	Creativity	Execution	Musicality
KAZUHIRO	Blue +6.80%	Blue +1.10%	Blue +1.70%	Blue +1.40%	Blue +1.20%	Blue +1.40%
JESS	Blue +9.00%	Blue +1.00%	Blue +2.10%	Blue +2.10%	Blue +1.40%	Blue +2.40%
MANNY	Blue +16.90%	Blue +2.90%	Blue +3.10%	Blue +3.30%	Blue +3.50%	Blue +4.10%
GOMBI	Blue +17.90%	Blue +4.50%	Blue +3.20%	Blue +3.10%	Blue +4.10%	Blue +3.00%
KOWLOON	Blue +3.50%	Red +1.70%	Blue +2.10%	Blue +1.10%	Blue +1.10%	Blue +0.90%
KID GLYDE	Blue +12.40%	Blue +2.10%	Blue +3.60%	Blue +0.70%	Blue +3.10%	Blue +2.90%
PIECEZ	Blue +4.60%	Blue +1.50%	Blue +2.20%	-	Blue +2.60%	Red +1.70%
VIRUS	Blue +13.10%	Blue +2.30%	Blue +2.60%	Blue +3.70%	Blue +2.00%	Blue +2.50%
INTACT	Blue +7.40%	Blue +2.50%	Blue +0.70%	Blue +0.60%	Blue +2.30%	Blue +1.30%



SUN 17 AUG 2025

Start Time 13:10

Judges Analysis

Round 3  **Blue** **0-3 (1-8)**

Judge	Overall	Technique	Vocabulary	Creativity	Execution	Musicality
KAZUHIRO	Blue +5.30%	Blue +0.50%	Blue +0.90%	Blue +0.90%	Blue +1.30%	Blue +1.70%
JESS	Blue +6.50%	Blue +1.20%	Blue +1.60%	Blue +2.20%	Red +0.80%	Blue +2.30%
MANNY	Blue +11.70%	Blue +2.40%	Blue +2.70%	Blue +2.70%	Blue +2.00%	Blue +1.90%
GOMBI	Blue +18.40%	Blue +4.10%	Blue +4.50%	Blue +4.00%	Blue +4.50%	Blue +1.30%
KOWLOON	Blue +3.20%	Red +1.40%	Blue +1.20%	Blue +1.20%	Blue +1.10%	Blue +1.10%
KID GLYDE	Blue +11.90%	Blue +7.00%	Blue +3.20%	Red +4.50%	Blue +3.00%	Blue +3.20%
PIECEZ	Blue +6.90%	Blue +2.10%	-	Blue +2.60%	Blue +0.60%	Blue +1.60%
VIRUS	Blue +11.20%	Blue +2.70%	Blue +1.20%	Blue +2.70%	Blue +1.40%	Blue +3.20%
INTACT	Red +2.80%	Blue +1.00%	Blue +0.60%	Red +1.90%	Red +0.70%	Red +1.80%



Start List

Battle No.	Red side Name (NOC Code)	Score		Blue side Name (NOC Code)
		Rounds	Votes	
25	NICKA (LTU)	-	-	INDIA (NED)
26	AYUMI (JPN)	-	-	671 (CHN)
27	ANTI (ITA)	-	-	ROYAL (CHN)
28	SYSSY (FRA)	-	-	RIKO (JPN)

Judges:	KAZUHIRO (JPN)	Chair:	BOJIN (WDSF)
	JESS (ESP)		MGBILITY (SVK)
	MANNY (GBR)		PLASH1 (POL)
	GOMBI (HUN)		MAZEROCK (CHN)
	KOWLOON (CHN)		MAX (POR)
	KID GLYDE (PUR)		LIL SEAN (CHN)
	PIECEZ (CAN)		
	VIRUS (KOR)		
	INTACT (UKR)		

Note:
During the Knock-out, each battle consists of three rounds. The athlete with more rounds at the end of the battle is declared the winner.

Legend:
No. Number



Results

Battle No.	Red side Name(NOC Code)	Rounds Votes	Blue side Name(NOC Code)
25	NICKA (LTU)	3-0 19-8 (7-2, 5-4, 7-2)	INDIA (NED)
26	AYUMI (JPN)	0-3 5-22 (2-7, 1-8, 2-7)	671 (CHN)
27	ANTI (ITA)	0-3 0-27 (0-9, 0-9, 0-9)	ROYAL (CHN)
28	SYSSY (FRA)	2-1 16-11 (4-5, 5-4, 7-2)	RIKO (JPN)

Legend:

No. Number

Timing and Results provided by Tissot



Judges Analysis

Battle 9

3-0

19-8 (7-2, 5-4, 7-2)

Red side
NICKA (LTU)



Blue side
INDIA (NED)

Round 1



Red

1-0 (7-2)

Judge	Overall	Technique	Vocabulary	Creativity	Execution	Musicality
KAZUHIRO	Red +2.90%	Blue +1.00%	Red +1.80%	Red +1.70%	Red +2.00%	Blue +1.60%
JESS	Red +5.30%	Red +1.40%	Red +1.10%	Red +1.00%	Red +0.70%	Red +1.10%
MANNY	Red +2.20%	Red +1.40%	Blue +2.30%	Red +2.50%	Red +2.40%	Blue +1.80%
GOMBI	Red +22.20%	Red +7.90%	Red +2.50%	Red +4.30%	Red +3.60%	Red +3.90%
KOWLOON	Blue +0.10%	Blue +1.60%	Red +1.40%	Red +1.60%	Blue +0.70%	Blue +0.80%
KID GLYDE	Red +8.20%	Red +5.50%	Blue +3.00%	Red +0.40%	Red +2.70%	Red +2.60%
PIECEZ	Blue +5.80%	Blue +3.00%	Red +1.10%	Red +2.00%	Blue +4.30%	Blue +1.60%
VIRUS	Red +14.00%	Red +0.50%	Red +3.80%	Red +3.50%	Red +3.40%	Red +2.80%
INTACT	Red +2.10%	Blue +1.10%	Red +1.20%	Red +1.30%	Red +1.70%	Blue +1.00%

Round 2



Red

2-0 (5-4)

Judge	Overall	Technique	Vocabulary	Creativity	Execution	Musicality
KAZUHIRO	Blue +3.40%	Blue +2.30%	Blue +0.70%	Red +1.90%	Blue +0.60%	Blue +1.70%
JESS	Red +4.60%	Red +1.00%	Red +0.90%	Red +0.90%	Red +1.10%	Red +0.70%
MANNY	Blue +2.00%	Red +1.90%	Blue +1.70%	Blue +1.80%	Red +1.70%	Blue +2.10%
GOMBI	Red +10.00%	Red +5.00%	Red +2.80%	Red +1.70%	Blue +4.10%	Red +4.60%
KOWLOON	Red +6.70%	Red +1.40%	Red +1.20%	Red +1.70%	Red +1.30%	Red +1.10%
KID GLYDE	Blue +13.50%	Blue +2.10%	Blue +4.90%	Blue +0.10%	Blue +3.50%	Blue +2.90%
PIECEZ	Red +0.70%	Blue +1.40%	Blue +1.90%	Red +2.10%	Red +3.70%	Blue +1.80%
VIRUS	Red +5.30%	Blue +1.20%	Red +1.80%	Red +2.40%	Red +1.30%	Red +1.00%
INTACT	Blue +1.00%	Blue +1.50%	Red +1.80%	Red +1.20%	Blue +1.50%	Blue +1.00%












SUN 17 AUG 2025

Start Time 12:00

Judges Analysis

Round 3  Red **3-0 (7-2)**

Judge	Overall	Technique	Vocabulary	Creativity	Execution	Musicality
KAZUHIRO	 Red +2.00%	Blue +0.80%	Red +0.90%	Red +2.30%	Red +1.40%	Blue +1.80%
JESS	 Red +2.20%	Red +0.90%	Blue +1.20%	Red +1.30%	Red +0.70%	Red +0.50%
MANNY	 Blue +1.70%	Red +2.90%	Blue +2.10%	Blue +2.20%	Red +1.90%	Blue +2.20%
GOMBI	 Red +9.90%	Red +6.70%	Blue +2.40%	Red +3.90%	Blue +2.40%	Red +4.10%
KOWLOON	 Red +5.10%	-	Red +1.00%	Red +1.00%	Red +1.60%	Red +1.50%
KID GLYDE	 Blue +2.50%	Blue +2.70%	Blue +1.30%	Red +6.30%	Blue +1.50%	Blue +3.30%
PIECEZ	 Red +6.10%	Red +2.50%	Red +1.90%	Red +1.20%	Red +2.70%	Blue +2.20%
VIRUS	 Red +10.00%	Red +1.10%	Red +2.90%	Red +1.30%	Red +3.70%	Red +1.00%
INTACT	 Red +7.40%	Red +0.70%	Red +2.50%	Red +2.80%	Red +0.90%	Red +0.50%



Judges Analysis

Battle 10

0-3

5-22 (2-7, 1-8, 2-7)

Red side
AYUMI (JPN)



Blue side
671 (CHN)

Round 1



Blue

0-1 (2-7)

Judge	Overall	Technique	Vocabulary	Creativity	Execution	Musicality
KAZUHIRO	Blue +2.50%	Blue +1.80%	Red +1.50%	Red +1.90%	Blue +1.20%	Blue +2.90%
JESS	Red +0.40%	Blue +1.00%	Blue +0.50%	Red +1.30%	Blue +0.60%	Red +1.20%
MANNY	Blue +2.00%	Blue +2.20%	Red +0.90%	Blue +1.60%	Red +2.00%	Blue +1.10%
GOMBI	Red +9.40%	Blue +4.40%	Red +6.50%	Red +2.70%	Red +2.70%	Red +1.90%
KOWLOON	Blue +1.30%	Blue +1.00%	Red +1.00%	Red +0.90%	Blue +0.60%	Blue +1.60%
KID GLYDE	Blue +5.30%	Blue +4.70%	Blue +1.30%	Red +6.50%	Blue +3.60%	Blue +2.20%
PIECEZ	Blue +1.50%	Blue +4.10%	Red +1.90%	Red +2.10%	Blue +2.70%	Red +1.30%
VIRUS	Blue +3.50%	Blue +2.70%	Blue +1.70%	Red +2.60%	Blue +1.90%	Red +0.20%
INTACT	Blue +3.70%	Blue +2.80%	Red +1.60%	Red +0.80%	Blue +2.30%	Blue +1.00%

Round 2



Blue

0-2 (1-8)

Judge	Overall	Technique	Vocabulary	Creativity	Execution	Musicality
KAZUHIRO	Blue +3.70%	Blue +2.00%	Red +1.10%	Red +1.10%	Blue +2.00%	Blue +1.90%
JESS	Blue +2.40%	Blue +1.00%	Blue +1.30%	Red +0.90%	Blue +0.40%	Blue +0.60%
MANNY	Blue +5.80%	Blue +1.00%	Red +0.90%	Blue +1.70%	Blue +1.90%	Blue +2.10%
GOMBI	Red +2.10%	Blue +5.00%	Red +4.40%	Red +2.10%	Blue +3.30%	Red +3.90%
KOWLOON	Blue +2.80%	Blue +1.60%	Red +0.80%	Red +0.40%	Blue +1.10%	Blue +1.30%
KID GLYDE	Blue +3.40%	Blue +5.20%	Red +2.40%	Red +5.30%	Blue +2.30%	Blue +3.60%
PIECEZ	Blue +2.70%	Blue +2.50%	Red +1.30%	Red +2.00%	Blue +2.90%	Blue +0.60%
VIRUS	Blue +0.50%	Blue +2.50%	Blue +0.60%	Red +1.90%	Red +0.70%	-
INTACT	Blue +2.40%	Blue +1.50%	Red +0.90%	Red +0.50%	Blue +1.90%	Blue +0.40%



SUN 17 AUG 2025

Start Time 12:07

Judges Analysis

Round 3



Blue

0-3 (2-7)

Judge	Overall	Technique	Vocabulary	Creativity	Execution	Musicality
KAZUHIRO	Blue +4.80%	Blue +2.00%	Blue +0.90%	Red +1.50%	Blue +1.70%	Blue +1.70%
JESS	Blue +4.30%	Blue +1.20%	Blue +1.30%	Red +0.40%	Blue +1.20%	Blue +1.00%
MANNY	Blue +8.30%	Blue +2.20%	Red +1.50%	Blue +2.40%	Blue +2.30%	Blue +2.90%
GOMBI	Blue +12.90%	Blue +6.30%	Blue +2.90%	Red +4.00%	Blue +4.50%	Blue +3.20%
KOWLOON	Red +0.50%	Blue +1.90%	Red +1.50%	Red +1.20%	Blue +1.50%	Red +1.20%
KID GLYDE	Blue +5.40%	Blue +4.30%	Red +1.60%	Red +6.50%	Blue +5.50%	Blue +3.70%
PIECEZ	Blue +4.20%	Blue +3.40%	Blue +2.20%	Red +2.10%	Blue +1.10%	Red +0.40%
VIRUS	Red +6.30%	Blue +0.60%	Red +1.60%	Red +2.70%	Red +1.00%	Red +1.60%
INTACT	Blue +3.40%	Blue +2.50%	Red +1.10%	Blue +1.00%	Blue +0.50%	Blue +0.50%



Judges Analysis

Battle 11

0-3

0-27 (0-9, 0-9, 0-9)

Red side
ANTI (ITA)



Blue side
ROYAL (CHN)

Round 1



Blue

0-1 (0-9)

Judge	Overall	Technique	Vocabulary	Creativity	Execution	Musicality
KAZUHIRO	Blue +2.10%	Blue +1.40%	Red +1.20%	Red +0.70%	Blue +1.40%	Blue +1.20%
JESS	Blue +4.50%	Blue +0.80%	Blue +1.00%	Blue +1.10%	Blue +0.70%	Blue +0.90%
MANNY	Blue +10.20%	Blue +1.80%	Blue +2.00%	Blue +2.40%	Blue +1.80%	Blue +2.20%
GOMBI	Blue +22.40%	Blue +6.20%	Blue +5.80%	Blue +4.20%	Blue +3.30%	Blue +2.90%
KOWLOON	Blue +5.80%	Blue +1.00%	Blue +1.10%	Blue +1.40%	Blue +0.90%	Blue +1.40%
KID GLYDE	Blue +11.70%	Blue +3.60%	Blue +3.80%	Red +2.30%	Blue +1.90%	Blue +4.70%
PIECEZ	Blue +0.90%	Blue +1.30%	Red +1.90%	Blue +1.20%	Blue +3.60%	Red +3.30%
VIRUS	Blue +6.50%	Blue +2.30%	Blue +0.60%	Blue +1.60%	Blue +1.10%	Blue +0.90%
INTACT	Blue +5.90%	Blue +1.70%	Blue +0.60%	Blue +1.40%	Blue +0.60%	Blue +1.60%

Round 2



Blue

0-2 (0-9)

Judge	Overall	Technique	Vocabulary	Creativity	Execution	Musicality
KAZUHIRO	Blue +5.50%	Blue +1.60%	Blue +1.80%	Red +0.90%	Blue +1.40%	Blue +1.60%
JESS	Blue +3.10%	Blue +1.30%	Red +0.30%	Blue +0.60%	Blue +0.80%	Blue +0.70%
MANNY	Blue +6.60%	Red +1.70%	Blue +2.00%	Blue +1.80%	Blue +2.20%	Blue +2.30%
GOMBI	Blue +26.50%	Blue +5.50%	Blue +4.70%	Blue +6.20%	Blue +5.20%	Blue +4.90%
KOWLOON	Blue +4.00%	Blue +0.50%	Blue +0.50%	Blue +0.70%	Blue +1.20%	Blue +1.10%
KID GLYDE	Blue +12.40%	Blue +2.30%	Blue +3.80%	Blue +2.00%	Blue +3.00%	Blue +1.30%
PIECEZ	Blue +1.00%	Blue +2.50%	Red +1.70%	Red +1.70%	Blue +2.70%	Red +0.80%
VIRUS	Blue +3.70%	Red +1.30%	Blue +1.80%	Blue +0.80%	Blue +0.80%	Blue +1.60%
INTACT	Blue +1.20%	Blue +0.80%	Red +0.80%	Blue +0.80%	Blue +1.30%	Red +0.90%



SUN 17 AUG 2025

Start Time 12:15

Judges Analysis

Round 3  **Blue** **0-3 (0-9)**

Judge	Overall	Technique	Vocabulary	Creativity	Execution	Musicality
KAZUHIRO	Blue +5.10%	Red +0.80%	Blue +1.60%	Blue +1.30%	Blue +1.30%	Blue +1.70%
JESS	Blue +4.90%	Blue +1.50%	Red +0.50%	Blue +1.40%	Blue +1.10%	Blue +1.40%
MANNY	Blue +7.80%	Red +1.00%	Blue +2.20%	Blue +2.30%	Blue +1.90%	Blue +2.40%
GOMBI	Blue +18.90%	Blue +4.60%	Blue +2.60%	Blue +2.60%	Blue +4.70%	Blue +4.40%
KOWLOON	Blue +2.10%	Red +1.80%	Blue +1.20%	Blue +1.00%	Blue +0.80%	Blue +0.90%
KID GLYDE	Blue +17.50%	Blue +5.50%	Blue +1.90%	Blue +2.20%	Blue +4.30%	Blue +3.60%
PIECEZ	Blue +8.00%	Blue +1.90%	Blue +1.40%	Blue +1.70%	Blue +0.80%	Blue +2.20%
VIRUS	Blue +13.60%	Blue +2.40%	Blue +3.20%	Blue +3.00%	Blue +1.70%	Blue +3.30%
INTACT	Blue +4.40%	Red +0.70%	Blue +0.60%	Blue +1.30%	Blue +0.60%	Blue +2.60%



SUN 17 AUG 2025

Start Time 12:23

QUARTERFINAL 4

Judges Analysis

Battle 12

2-1

16-11 (4-5, 5-4, 7-2)

Red side
SYSSY (FRA)



Blue side
RIKO (JPN)

Round 1



Blue

0-1 (4-5)

Judge	Overall	Technique	Vocabulary	Creativity	Execution	Musicality
KAZUHIRO	Blue +4.50%	Blue +1.50%	Blue +1.50%	Blue +1.40%	Blue +1.20%	Red +1.10%
JESS	Blue +2.70%	Blue +0.90%	Blue +1.30%	Blue +1.00%	Blue +0.50%	Red +1.00%
MANNY	Red +11.10%	Red +2.10%	Red +2.20%	Red +2.40%	Red +2.10%	Red +2.30%
GOMBI	Red +18.40%	Red +4.00%	Red +3.20%	Red +2.80%	Red +4.40%	Red +4.00%
KOWLOON	Blue +1.30%	Blue +0.80%	Red +0.70%	Red +0.80%	Blue +0.80%	Blue +1.20%
KID GLYDE	Red +5.40%	Blue +3.90%	Red +1.90%	Red +5.40%	Blue +2.70%	Red +4.70%
PIECEZ	Red +11.20%	Red +2.50%	Red +0.90%	Red +1.90%	Red +2.80%	Red +3.10%
VIRUS	Blue +6.10%	Blue +0.80%	Blue +0.70%	Blue +1.40%	Blue +1.50%	Blue +1.70%
INTACT	Blue +0.60%	Blue +0.60%	Blue +1.10%	Red +0.50%	Blue +0.60%	Red +1.20%

Round 2



Red

1-1 (5-4)

Judge	Overall	Technique	Vocabulary	Creativity	Execution	Musicality
KAZUHIRO	Red +0.10%	Red +2.50%	Blue +1.10%	Red +1.90%	Blue +1.40%	Blue +1.80%
JESS	Blue +3.10%	Blue +1.10%	Blue +1.60%	Red +1.10%	Blue +0.50%	Blue +1.00%
MANNY	Blue +7.90%	Blue +1.40%	Blue +1.80%	Blue +1.20%	Blue +1.50%	Blue +2.00%
GOMBI	Red +12.20%	Red +2.80%	Blue +3.90%	Red +3.90%	Red +4.10%	Red +5.30%
KOWLOON	Blue +0.20%	Blue +1.00%	Red +1.00%	Red +1.30%	Blue +0.50%	Blue +1.00%
KID GLYDE	Red +8.10%	Blue +3.00%	Red +1.50%	Red +5.50%	Blue +1.40%	Red +5.50%
PIECEZ	Red +1.40%	Red +1.30%	Blue +3.00%	-	Red +1.70%	Red +1.40%
VIRUS	Blue +7.00%	Blue +2.10%	Blue +1.20%	Blue +1.80%	Blue +1.10%	Blue +0.80%
INTACT	Red +2.40%	Blue +1.00%	Blue +1.00%	Red +2.00%	Red +0.90%	Red +1.50%












SUN 17 AUG 2025

Start Time 12:23

Judges Analysis

Round 3  Red **2-1 (7-2)**

Judge	Overall	Technique	Vocabulary	Creativity	Execution	Musicality
KAZUHIRO	 Blue +4.20%	Blue +0.90%	Blue +2.30%	Blue +1.20%	Red +1.40%	Blue +1.20%
JESS	 Red +4.00%	Red +0.70%	Red +0.80%	Red +1.00%	Red +0.50%	Red +1.00%
MANNY	 Red +5.90%	Blue +1.60%	Red +2.00%	Red +1.90%	Red +1.80%	Red +1.80%
GOMBI	 Red +23.00%	Red +7.40%	Red +4.20%	Red +2.30%	Red +3.70%	Red +5.40%
KOWLOON	 Red +3.40%	Blue +1.00%	Red +1.40%	Red +0.90%	Red +1.30%	Red +0.80%
KID GLYDE	 Red +1.70%	Blue +3.40%	Blue +2.50%	Red +3.20%	Red +1.70%	Red +2.70%
PIECEZ	 Red +1.10%	Red +3.10%	Blue +2.30%	Red +1.90%	Red +2.00%	Blue +3.60%
VIRUS	 Red +5.30%	Red +0.70%	Red +1.20%	Red +0.80%	Red +1.60%	Red +1.00%
INTACT	 Blue +1.30%	Blue +1.00%	Blue +1.60%	Red +1.10%	Blue +0.50%	Red +0.70%



SAT 16 AUG 2025

Start Time 14:34

ROUND ROBIN - GROUP D

Judges Analysis

Red side
671 (CHN)



Battle 1
0-2
3-15 (2-7, 1-8)



Blue side
ROYAL (CHN)

Round 1



Blue

0-1 (2-7)

Judge	Overall	Technique	Vocabulary	Creativity	Execution	Musicality
KAZUHIRO	Blue +3.20%	Red +1.40%	Blue +0.80%	Blue +1.80%	Blue +0.90%	Blue +1.10%
JESS	Red +0.70%	Red +0.70%	Red +0.80%	Blue +0.80%	Red +0.50%	Blue +0.50%
MANNY	Red +2.70%	Red +2.10%	Blue +1.60%	Red +2.00%	Red +2.20%	Blue +2.00%
GOMBI	Blue +4.90%	Red +3.90%	Blue +3.70%	Blue +2.60%	Red +3.40%	Blue +5.90%
KOWLOON	Blue +5.00%	Blue +1.00%	Blue +0.80%	Blue +1.20%	Blue +1.00%	Blue +1.00%
KID GLYDE	Blue +5.60%	Blue +2.30%	Blue +2.40%	Blue +1.40%	Red +4.50%	Blue +4.00%
PIECEZ	Blue +1.10%	-	-	Red +2.10%	Blue +0.40%	Blue +2.80%
VIRUS	Blue +5.30%	Blue +1.60%	Blue +1.00%	Blue +0.80%	Blue +0.40%	Blue +1.50%
INTACT	Blue +10.20%	Blue +1.30%	Blue +3.50%	Blue +2.30%	Blue +0.70%	Blue +2.40%

Round 2



Blue

0-2 (1-8)

Judge	Overall	Technique	Vocabulary	Creativity	Execution	Musicality
KAZUHIRO	Blue +9.60%	Blue +2.50%	Blue +1.80%	Blue +1.70%	Blue +1.40%	Blue +2.20%
JESS	Blue +4.20%	Blue +0.80%	Blue +0.90%	Blue +0.90%	Blue +0.80%	Blue +0.80%
MANNY	Blue +12.00%	Blue +2.20%	Blue +2.30%	Blue +2.70%	Blue +2.30%	Blue +2.50%
GOMBI	Blue +14.80%	Red +3.10%	Blue +3.70%	Blue +4.30%	Blue +4.10%	Blue +5.80%
KOWLOON	Red +1.10%	Red +1.30%	Blue +0.80%	Blue +1.00%	Red +1.00%	Red +0.60%
KID GLYDE	Blue +12.20%	Blue +0.80%	Blue +3.10%	Blue +1.50%	Blue +2.40%	Blue +4.40%
PIECEZ	Blue +5.10%	Blue +3.60%	Red +2.50%	Red +2.20%	Blue +2.40%	Blue +0.80%
Red: 1 misbehavior						
VIRUS	Blue +6.80%	Blue +1.50%	Blue +1.40%	Blue +1.20%	Blue +1.10%	Blue +1.60%
INTACT	Blue +12.80%	Blue +2.10%	Blue +3.90%	Blue +2.20%	Blue +1.00%	Blue +3.60%



SAT 16 AUG 2025

Start Time 14:39

ROUND ROBIN - GROUP D

Judges Analysis

Red side
YING ZI (CHN)



Battle 2
0-2
5-13 (3-6, 2-7)



Blue side
STARRY (KOR)

Round 1



Blue

0-1 (3-6)

Judge	Overall	Technique	Vocabulary	Creativity	Execution	Musicality
KAZUHIRO	Blue +8.30%	Blue +1.50%	Blue +1.80%	Blue +2.00%	Blue +1.60%	Blue +1.40%
JESS	Blue +1.90%	Blue +0.30%	Blue +0.80%	Blue +0.50%	Red +0.50%	Blue +0.80%
MANNY	Blue +5.10%	Blue +1.50%	Red +1.60%	Blue +1.70%	Blue +1.90%	Blue +1.60%
GOMBI	Red +10.00%	Blue +4.00%	Red +3.70%	Red +1.00%	Red +3.80%	Red +5.50%
KOWLOON	Red +5.80%	Red +1.60%	Red +1.10%	Red +1.30%	Red +1.00%	Red +0.80%
KID GLYDE	Blue +6.30%	Blue +1.80%	Red +2.50%	Blue +2.30%	Blue +1.70%	Blue +3.00%
PIECEZ	Blue +11.70%	Blue +2.80%	-	Blue +4.50%	Blue +1.10%	Blue +3.30%
VIRUS	Blue +4.30%	Blue +2.00%	Blue +0.90%	Blue +0.80%	Blue +1.10%	Red +0.50%
INTACT	Red +3.20%	Blue +1.10%	Red +1.70%	Red +0.90%	Red +1.20%	Red +0.50%

Round 2



Blue

0-2 (2-7)

Judge	Overall	Technique	Vocabulary	Creativity	Execution	Musicality
KAZUHIRO	Blue +5.00%	Blue +1.10%	Red +0.80%	Blue +1.30%	Blue +2.10%	Blue +1.30%
JESS	Blue +2.40%	Blue +0.80%	Red +0.60%	Blue +0.70%	Blue +0.70%	Blue +0.80%
MANNY	Blue +6.30%	Blue +2.40%	Red +2.40%	Blue +2.40%	Blue +2.00%	Blue +1.90%
GOMBI	Red +9.60%	Red +4.70%	Red +2.60%	Blue +2.20%	Red +2.70%	Red +1.80%
KOWLOON	Red +4.00%	Red +0.80%	Red +0.90%	Red +0.80%	Red +0.80%	Red +0.70%
KID GLYDE	Blue +2.90%	Blue +2.90%	Blue +1.40%	Blue +2.70%	Red +1.20%	Red +2.90%
PIECEZ	Blue +12.00%	Blue +1.90%	Blue +1.70%	Blue +2.70%	Blue +2.10%	Blue +3.60%
VIRUS	Blue +7.00%	Blue +2.00%	Blue +1.20%	Blue +1.20%	Blue +1.10%	Blue +1.50%
INTACT	Blue +10.10%	Blue +3.20%	Blue +1.80%	Blue +3.10%	Blue +1.10%	Blue +0.90%



SAT 16 AUG 2025

Start Time 15:24

ROUND ROBIN - GROUP D

Judges Analysis

Red side
YING ZI (CHN)



Battle 3
0-2
0-18 (0-9, 0-9)



Blue side
671 (CHN)

Round 1  Blue 0-1 (0-9)

Judge	Overall	Technique	Vocabulary	Creativity	Execution	Musicality
KAZUHIRO	Blue +10.50%	Blue +2.20%	Blue +2.30%	Blue +1.70%	Blue +2.30%	Blue +2.00%
JESS	Blue +6.10%	Blue +1.10%	Blue +1.40%	Blue +1.30%	Blue +1.20%	Blue +1.10%
MANNY	Blue +32.80%	Blue +6.30%	Blue +6.80%	Blue +6.80%	Blue +6.20%	Blue +6.70%
GOMBI	Blue +12.70%	Blue +3.90%	Blue +1.60%	Blue +1.40%	Blue +2.50%	Blue +3.30%
KOWLOON	Blue +5.80%	Blue +1.20%	Blue +1.30%	Blue +1.00%	Blue +1.00%	Blue +1.30%
KID GLYDE	Blue +69.30%	Blue +14.10%	Blue +13.50%	Blue +14.30%	Blue +13.80%	Blue +13.60%
PIECEZ	Blue +32.00%	Blue +6.60%	Blue +5.90%	Blue +6.40%	Blue +6.50%	Blue +6.60%
VIRUS	Blue +18.10%	Blue +5.00%	Blue +4.00%	Blue +3.20%	Blue +2.60%	Blue +3.30%
INTACT	Blue +53.60%	Blue +11.30%	Blue +12.80%	Blue +9.60%	Blue +10.70%	Blue +9.20%

Round 2  Blue 0-2 (0-9)

Judge	Overall	Technique	Vocabulary	Creativity	Execution	Musicality
KAZUHIRO	Blue +9.70%	Blue +2.20%	Blue +1.70%	Blue +2.40%	Blue +2.00%	Blue +1.40%
JESS	Blue +4.30%	Blue +1.00%	Blue +0.80%	Blue +0.80%	Blue +0.80%	Blue +0.90%
MANNY	Blue +29.00%	Blue +6.80%	Blue +6.60%	Blue +6.50%	Blue +6.60%	Blue +2.50%
GOMBI	Blue +12.30%	Blue +6.60%	Blue +4.70%	Blue +4.40%	Blue +1.60%	Red +5.00%
KOWLOON	Blue +6.10%	Blue +0.90%	Blue +1.20%	Blue +0.90%	Blue +0.80%	Blue +2.30%
KID GLYDE	Blue +39.80%	Blue +7.80%	Blue +7.50%	Blue +8.40%	Blue +6.90%	Blue +9.20%
PIECEZ	Blue +39.10%	Blue +8.90%	Blue +10.40%	Blue +10.30%	Blue +7.10%	Blue +2.40%
VIRUS	Blue +8.90%	Blue +1.90%	Blue +2.10%	Blue +2.80%	Blue +3.50%	Red +1.40%
INTACT	Blue +67.50%	Blue +15.80%	Blue +12.80%	Blue +12.40%	Blue +12.70%	Blue +13.80%



SAT 16 AUG 2025

Start Time 15:29

ROUND ROBIN - GROUP D

Judges Analysis

Red side
STARRY (KOR)



Battle 4
0-2
1-17 (0-9, 1-8)



Blue side
ROYAL (CHN)

Round 1



Blue

0-1 (0-9)

Judge	Overall	Technique	Vocabulary	Creativity	Execution	Musicality
KAZUHIRO	Blue +8.60%	Blue +2.10%	Blue +1.60%	Blue +1.10%	Blue +2.80%	Blue +1.00%
JESS	Blue +3.00%	Blue +0.90%	Red +0.70%	Blue +0.80%	Blue +1.10%	Blue +0.90%
MANNY	Blue +5.70%	Blue +1.50%	Blue +2.50%	Blue +0.80%	Blue +1.90%	Red +1.00%
GOMBI	Blue +22.00%	Blue +7.40%	Blue +4.90%	Blue +2.20%	Blue +4.00%	Blue +3.50%
KOWLOON	Blue +4.50%	Blue +1.00%	Blue +0.90%	Blue +0.90%	Blue +0.70%	Blue +1.00%
KID GLYDE	Blue +17.10%	Blue +2.60%	Blue +1.60%	Blue +2.60%	Blue +3.60%	Blue +6.70%
PIECEZ	Blue +5.10%	Blue +3.40%	Red +2.50%	Red +2.10%	Blue +3.10%	Blue +3.20%
VIRUS	Blue +7.20%	Blue +1.60%	Blue +0.60%	Blue +1.20%	Blue +0.70%	Blue +3.10%
INTACT	Blue +12.00%	Blue +3.40%	Blue +1.30%	Blue +1.00%	Blue +3.90%	Blue +2.40%

Round 2



Blue

0-2 (1-8)

Judge	Overall	Technique	Vocabulary	Creativity	Execution	Musicality
KAZUHIRO	Blue +3.30%	Blue +1.60%	Red +0.80%	Red +0.70%	Blue +1.40%	Blue +1.80%
JESS	Blue +2.90%	Blue +1.00%	Red +1.00%	Blue +1.00%	Blue +0.60%	Blue +1.30%
MANNY	Red +5.90%	Red +2.40%	Blue +1.60%	Red +2.10%	Red +2.00%	Red +1.00%
GOMBI	Blue +17.50%	Blue +2.70%	Blue +3.70%	Blue +3.80%	Blue +3.90%	Blue +3.40%
KOWLOON	Blue +4.90%	Blue +0.90%	Blue +1.50%	Blue +1.00%	Blue +0.60%	Blue +0.90%
KID GLYDE	Blue +11.00%	Blue +1.20%	Red +2.10%	Blue +3.80%	Blue +3.70%	Blue +4.40%
PIECEZ	Blue +10.30%	Blue +3.90%	Blue +1.70%	Red +2.50%	Blue +3.90%	Blue +3.30%
VIRUS	Blue +3.20%	Red +0.60%	Blue +1.00%	Red +0.70%	Blue +2.10%	Blue +1.40%
INTACT	Blue +15.80%	Blue +1.80%	Blue +4.90%	Blue +1.80%	Blue +2.90%	Blue +4.40%



SAT 16 AUG 2025

Start Time 16:14

ROUND ROBIN - GROUP D

Judges Analysis

Battle 5

2-0

17-1 (9-0, 8-1)

Red side
671 (CHN)



Blue side
STARRY (KOR)

Round 1



Red

1-0 (9-0)

Judge	Overall	Technique	Vocabulary	Creativity	Execution	Musicality
KAZUHIRO	Red +2.00%	Red +2.20%	Red +1.20%	Blue +1.50%	Blue +1.00%	Red +1.10%
JESS	Red +1.40%	Red +0.80%	Red +0.60%	Blue +1.50%	Red +0.70%	Red +0.80%
MANNY	Red +12.40%	Red +3.50%	Red +1.40%	Red +1.50%	Red +3.00%	Red +3.00%
GOMBI	Red +19.30%	Red +6.60%	Red +2.30%	Red +3.50%	Red +3.30%	Red +3.60%
KOWLOON	Red +6.00%	Red +1.30%	Red +1.60%	Red +1.10%	Red +0.70%	Red +1.30%
KID GLYDE	Red +13.70%	Red +6.10%	Blue +3.50%	Red +1.60%	Red +7.00%	Red +2.50%
PIECEZ	Red +11.70%	Red +4.50%	Red +1.40%	Blue +1.90%	Red +5.00%	Red +2.70%
VIRUS	Red +1.40%	Red +1.10%	Red +0.70%	Blue +0.70%	Red +1.80%	Blue +1.50%
INTACT	Red +17.00%	Red +1.90%	Red +2.40%	Red +4.50%	Red +3.60%	Red +4.60%

Round 2



Red

2-0 (8-1)

Judge	Overall	Technique	Vocabulary	Creativity	Execution	Musicality
KAZUHIRO	Red +1.70%	Red +1.50%	Blue +1.20%	Blue +1.20%	Red +1.40%	Red +1.20%
JESS	Red +4.80%	Red +1.30%	Red +1.30%	Red +0.60%	Red +1.00%	Red +0.60%
MANNY	Red +10.70%	Red +2.10%	Red +1.70%	Red +2.10%	Red +2.30%	Red +2.50%
GOMBI	Red +12.90%	Red +2.60%	Red +4.00%	Blue +0.50%	Red +2.80%	Red +4.00%
KOWLOON	Red +5.00%	Red +0.70%	Red +1.10%	Red +1.40%	Red +0.80%	Red +1.00%
KID GLYDE	Red +10.30%	Red +6.40%	Red +3.20%	Blue +5.60%	Red +5.30%	Red +1.00%
PIECEZ	Red +1.20%	Red +2.60%	Blue +1.40%	Blue +1.50%	Red +2.70%	Blue +1.20%
VIRUS	Blue +0.80%	Red +1.70%	Blue +1.40%	Red +0.80%	Blue +0.70%	Blue +1.20%
INTACT	Red +15.40%	Red +3.40%	Red +1.90%	Red +3.60%	Red +4.80%	Red +1.70%



Judges Analysis

Red side
ROYAL (CHN)



Battle 6
2-0
18-0 (9-0, 9-0)

DNS



Blue side
YING ZI (CHN)

Legend:
DNS Did Not Start





Judges Analysis

Red side
RIKO (JPN)



Battle 1
0-2
4-14 (1-8, 3-6)



Blue side
NICKA (LTU)

Round 1 Blue 0-1 (1-8)

Judge	Overall	Technique	Vocabulary	Creativity	Execution	Musicality
KAZUHIRO	Blue +2.30%	Red +0.90%	Blue +0.80%	Blue +1.70%	Blue +1.60%	Red +0.90%
JESS	Red +0.30%	Red +0.50%	Blue +0.90%	Blue +0.50%	Red +0.60%	Red +0.60%
MANNY	Blue +6.10%	Blue +1.70%	Blue +2.10%	Blue +2.00%	Red +1.50%	Blue +1.80%
GOMBI	Blue +15.30%	Blue +2.30%	Blue +0.80%	Blue +3.60%	Blue +4.40%	Blue +4.20%
KOWLOON	Blue +4.10%	Blue +0.60%	Blue +0.70%	Blue +0.80%	Blue +0.70%	Blue +1.30%
KID GLYDE	Blue +15.80%	Blue +2.50%	Blue +1.30%	Blue +5.60%	Blue +3.90%	Blue +2.50%
PIECEZ	Blue +3.90%	Blue +3.00%	Red +1.70%	Red +2.70%	Blue +4.20%	Blue +1.10%
VIRUS	Blue +3.70%	Blue +1.90%	Blue +0.60%	Red +1.10%	Blue +1.10%	Blue +1.20%
INTACT	Blue +5.30%	Blue +0.70%	Blue +0.60%	Blue +0.70%	Blue +2.20%	Blue +1.10%

Round 2 Blue 0-2 (3-6)

Judge	Overall	Technique	Vocabulary	Creativity	Execution	Musicality
KAZUHIRO	Red +2.40%	Red +0.60%	Blue +1.20%	Red +0.30%	Red +1.50%	Red +1.20%
JESS	Blue +1.10%	Red +0.30%	Blue +0.70%	Blue +0.70%	Red +0.60%	Blue +0.60%
MANNY	Red +3.10%	Red +2.30%	Blue +2.20%	Red +2.20%	Red +2.20%	Blue +1.40%
GOMBI	Blue +18.80%	Blue +4.70%	Blue +2.60%	Blue +4.30%	Blue +2.70%	Blue +4.50%
KOWLOON	Blue +4.50%	Blue +0.80%	Blue +1.10%	Blue +1.00%	Blue +0.70%	Blue +0.90%
KID GLYDE	Blue +8.80%	Red +2.30%	Red +0.80%	Blue +5.00%	Blue +2.60%	Blue +4.30%
PIECEZ	Blue +1.00%	Blue +1.60%	Red +2.70%	Red +2.40%	Blue +2.60%	Blue +1.90%
VIRUS	Red +1.10%	Red +0.90%	Blue +1.00%	Red +1.20%	Red +0.80%	Blue +0.80%
INTACT	Blue +5.00%	Red +1.00%	Blue +2.70%	Blue +1.20%	Blue +0.80%	Blue +1.30%



SAT 16 AUG 2025

Start Time 14:28

ROUND ROBIN - GROUP C

Judges Analysis

Battle 2

2-0

15-3 (6-3, 9-0)

Red side
AYANE (JPN)



Blue side
VANESSA (POR)

Round 1 Red 1-0 (6-3)

Judge	Overall	Technique	Vocabulary	Creativity	Execution	Musicality
KAZUHIRO	Red +2.70%	Red +1.80%	Blue +0.70%	Blue +1.30%	Red +1.70%	Red +1.20%
JESS	Red +1.50%	Red +0.90%	Red +0.50%	Blue +0.60%	Red +1.00%	Blue +0.30%
MANNY	Red +2.90%	Red +2.60%	Red +2.90%	Blue +1.80%	Red +2.40%	Blue +3.20%
GOMBI	Red +2.20%	Red +6.40%	Red +1.40%	Red +2.30%	Blue +1.60%	Blue +6.30%
KOWLOON	Red +3.10%	Red +1.00%	Red +1.10%	Blue +0.70%	Red +0.90%	Red +0.80%
KID GLYDE	Blue +2.10%	Red +2.70%	Red +1.10%	Blue +2.00%	Red +1.50%	Blue +5.40%
PIECEZ	Blue +7.50%	Blue +3.00%	Blue +3.10%	-	Red +2.70%	Blue +4.10%
VIRUS	Red +1.00%	Red +1.30%	Blue +0.90%	Red +0.40%	Red +0.70%	Blue +0.50%
INTACT	Blue +5.10%	Blue +0.70%	Blue +0.80%	Blue +1.20%	Blue +0.50%	Blue +1.90%

Round 2 Red 2-0 (9-0)

Judge	Overall	Technique	Vocabulary	Creativity	Execution	Musicality
KAZUHIRO	Red +2.10%	Red +1.20%	Blue +1.00%	Blue +1.00%	Red +1.50%	Red +1.40%
JESS	Red +0.70%	Red +0.90%	Red +0.60%	Blue +0.80%	Red +0.50%	Blue +0.50%
MANNY	Red +3.90%	Red +2.90%	Red +2.60%	Blue +1.80%	Red +2.10%	Blue +1.90%
GOMBI	Red +2.50%	Red +3.90%	Red +4.50%	Blue +3.80%	-	Blue +2.10%
KOWLOON	Red +2.80%	Red +1.00%	Red +0.60%	Blue +1.20%	Red +0.70%	Red +1.70%
KID GLYDE	Red +6.10%	Red +4.30%	Red +2.60%	Blue +2.80%	Red +3.60%	Blue +1.60%
PIECEZ	Red +2.80%	Red +3.30%	Red +1.90%	Blue +3.40%	Red +2.80%	Blue +1.80%
VIRUS	Red +6.30%	Red +2.20%	Red +0.90%	Red +0.80%	Red +1.30%	Red +1.10%
INTACT	Red +4.70%	Red +1.80%	Red +2.60%	Blue +0.70%	Red +1.80%	Blue +0.80%



SAT 16 AUG 2025

Start Time 15:12

ROUND ROBIN - GROUP C

Judges Analysis

Battle 3

0-2

2-16 (2-7, 0-9)

Red side
AYANE (JPN)



Blue side
RIKO (JPN)

Round 1



Blue

0-1 (2-7)

Judge	Overall	Technique	Vocabulary	Creativity	Execution	Musicality
KAZUHIRO	Blue +5.00%	Blue +1.10%	Blue +1.40%	Blue +1.80%	Blue +1.40%	Red +0.70%
JESS	Blue +3.60%	Blue +0.80%	Blue +0.70%	Blue +0.80%	Blue +0.80%	Blue +0.50%
MANNY	Blue +8.40%	Blue +2.00%	Blue +1.90%	Blue +1.70%	Blue +1.60%	Blue +1.20%
GOMBI	Red +5.00%	Red +4.50%	Red +2.90%	Blue +1.90%	Blue +4.80%	Red +4.30%
KOWLOON	Blue +6.00%	Blue +1.70%	Blue +1.30%	Blue +0.70%	Blue +0.90%	Blue +1.40%
KID GLYDE	Blue +7.20%	Blue +1.80%	Blue +2.70%	Blue +3.20%	Blue +3.10%	Red +3.60%
PIECEZ	Red +2.10%	Red +3.20%	Blue +1.00%	Blue +2.10%	Red +2.00%	-
VIRUS	Blue +3.10%	Blue +0.80%	Blue +0.80%	Blue +1.30%	Red +0.80%	Blue +1.00%
INTACT	Blue +3.50%	Red +1.00%	Blue +0.80%	Blue +1.30%	Blue +0.80%	Blue +1.60%

Round 2



Blue

0-2 (0-9)

Judge	Overall	Technique	Vocabulary	Creativity	Execution	Musicality
KAZUHIRO	Blue +5.50%	Blue +1.50%	Blue +0.40%	Blue +1.70%	Blue +1.00%	Blue +0.90%
JESS	Blue +4.10%	Blue +0.90%	Blue +0.80%	Blue +0.90%	Blue +0.90%	Blue +0.60%
MANNY	Blue +9.20%	Blue +2.60%	Blue +1.20%	Blue +2.10%	Blue +1.40%	Blue +1.90%
GOMBI	Blue +1.00%	Blue +1.60%	Red +4.90%	Blue +3.90%	Red +2.20%	Blue +2.60%
KOWLOON	Blue +6.10%	Blue +1.10%	Blue +1.00%	Blue +1.30%	Blue +1.60%	Blue +1.10%
KID GLYDE	Blue +7.80%	Blue +2.80%	Blue +1.70%	Blue +4.00%	Blue +2.20%	Red +2.90%
PIECEZ	Blue +16.90%	Blue +4.10%	Blue +2.40%	Blue +2.00%	Blue +4.00%	Blue +4.40%
VIRUS	Blue +5.80%	Blue +1.10%	Blue +0.80%	Blue +0.80%	Blue +1.50%	Blue +1.60%
INTACT	Blue +15.60%	Blue +4.10%	Blue +2.50%	Blue +3.80%	Blue +3.20%	Blue +2.00%



SAT 16 AUG 2025

Start Time 15:18

ROUND ROBIN - GROUP C

Judges Analysis

Battle 4

2-0

16-2 (8-1, 8-1)

Red side
NICKA (LTU)



Blue side
VANESSA (POR)

Round 1 Red 1-0 (8-1)

Judge	Overall	Technique	Vocabulary	Creativity	Execution	Musicality
KAZUHIRO	Red +5.00%	Red +1.80%	Red +1.90%	Red +1.00%	Red +1.40%	Blue +1.10%
JESS	Red +3.70%	Red +1.80%	Red +1.40%	Red +0.80%	Red +0.50%	Blue +0.80%
MANNY	Red +6.40%	Red +2.10%	Red +2.30%	Red +2.40%	Red +1.80%	Blue +2.20%
GOMBI	Red +22.10%	Red +6.20%	Red +4.30%	Red +3.40%	Red +4.00%	Red +4.20%
KOWLOON	Red +4.80%	Red +0.80%	Red +1.00%	Red +1.20%	Red +1.10%	Red +0.70%
KID GLYDE	Red +13.70%	Red +3.80%	Red +3.20%	Red +4.30%	Red +3.30%	Blue +0.90%
PIECEZ	Blue +3.40%	Red +1.80%	Blue +2.10%	Blue +3.10%	Red +3.00%	Blue +3.00%
VIRUS	Red +9.50%	Red +4.90%	Red +1.30%	Red +0.80%	Red +1.30%	Red +1.20%
INTACT	Red +17.00%	Red +3.60%	Red +5.50%	Red +4.70%	Red +2.00%	Red +1.20%

Round 2 Red 2-0 (8-1)

Judge	Overall	Technique	Vocabulary	Creativity	Execution	Musicality
KAZUHIRO	Red +0.80%	Red +1.00%	Red +1.10%	Red +1.10%	Blue +1.50%	Blue +0.90%
JESS	Red +3.50%	Red +1.40%	Red +1.20%	Red +0.50%	Red +0.90%	Blue +0.50%
MANNY	Red +5.80%	Red +2.80%	Red +2.60%	Blue +1.20%	Red +1.80%	Blue +0.20%
GOMBI	Red +23.50%	Red +5.40%	Red +5.50%	Red +4.10%	Red +3.30%	Red +5.20%
KOWLOON	Red +4.40%	Red +0.80%	Red +0.70%	Red +1.00%	Red +0.90%	Red +1.00%
KID GLYDE	Red +2.10%	Red +4.60%	Red +2.30%	Red +1.20%	Blue +0.50%	Blue +5.50%
PIECEZ	Blue +0.20%	Red +3.10%	Blue +1.00%	Blue +1.80%	Red +2.50%	Blue +3.00%
VIRUS	Red +4.40%	Red +2.30%	Red +1.00%	Blue +0.70%	Red +1.80%	-
INTACT	Red +4.70%	Red +2.20%	Red +2.00%	Red +1.20%	Red +0.70%	Blue +1.40%



SAT 16 AUG 2025

Start Time 16:02

ROUND ROBIN - GROUP C

Judges Analysis

Red side
VANESSA (POR)



Battle 5
0-2
2-16 (2-7, 0-9)



Blue side
RIKO (JPN)

Round 1



Blue

0-1 (2-7)

Judge	Overall	Technique	Vocabulary	Creativity	Execution	Musicality
KAZUHIRO	Blue +2.70%	Blue +2.20%	Red +1.00%	Blue +1.40%	Blue +0.70%	Red +0.60%
JESS	Blue +2.30%	Blue +0.70%	Blue +1.30%	Red +1.00%	Blue +0.90%	Blue +0.40%
MANNY	Blue +6.90%	Blue +2.20%	Red +1.50%	Blue +1.70%	Blue +2.00%	Blue +2.50%
GOMBI	Blue +1.70%	Red +3.80%	Red +2.20%	Blue +3.10%	Blue +2.60%	Blue +2.00%
KOWLOON	Blue +3.00%	Blue +1.10%	Blue +1.00%	Red +0.70%	Blue +0.80%	Blue +0.80%
KID GLYDE	Blue +5.10%	Blue +2.90%	Blue +4.40%	Red +3.40%	Blue +4.30%	Red +3.10%
PIECEZ	Red +6.70%	Red +2.40%	Red +2.00%	Red +1.90%	Red +3.00%	Blue +2.60%
VIRUS	Blue +3.80%	Blue +1.30%	Blue +0.80%	Blue +0.70%	Blue +0.60%	Blue +0.40%
INTACT	Red +3.70%	Blue +0.60%	Red +1.10%	Red +1.30%	Red +1.00%	Red +0.90%

Round 2



Blue

0-2 (0-9)

Judge	Overall	Technique	Vocabulary	Creativity	Execution	Musicality
KAZUHIRO	Blue +5.80%	Blue +1.90%	Red +0.70%	Blue +1.30%	Blue +1.60%	Blue +1.70%
JESS	Blue +6.80%	Blue +2.40%	Blue +2.20%	Blue +0.60%	Blue +1.00%	Blue +0.60%
MANNY	Blue +11.50%	Blue +2.20%	Blue +2.60%	Blue +2.10%	Blue +2.30%	Blue +2.30%
GOMBI	Blue +12.00%	Blue +2.90%	Red +0.10%	Blue +2.20%	Blue +2.60%	Blue +4.40%
KOWLOON	Blue +3.30%	Blue +1.00%	Red +0.90%	Blue +1.40%	Blue +1.10%	Blue +0.70%
KID GLYDE	Blue +8.20%	Blue +3.50%	Blue +2.10%	Red +1.90%	Blue +5.50%	Red +1.00%
PIECEZ	Blue +10.70%	Blue +2.30%	-	Blue +3.00%	Blue +3.80%	Blue +1.60%
VIRUS	Blue +5.50%	Blue +2.00%	Blue +1.30%	Red +0.60%	Blue +1.80%	Blue +1.00%
INTACT	Blue +10.90%	Blue +2.20%	Blue +2.50%	Blue +1.60%	Blue +3.80%	Blue +0.80%



SAT 16 AUG 2025
Start Time 16:08

ROUND ROBIN - GROUP C

Judges Analysis

Battle 6

2-0

16-2 (8-1, 8-1)

Red side
NICKA (LTU)



Blue side
AYANE (JPN)

Round 1  Red 1-0 (8-1)

Judge	Overall	Technique	Vocabulary	Creativity	Execution	Musicality
KAZUHIRO	Red +2.50%	Red +1.90%	Blue +0.90%	Red +1.50%	Red +1.20%	Blue +1.20%
JESS	Red +5.90%	Red +0.70%	Red +2.10%	Red +1.10%	Red +1.00%	Red +1.00%
MANNY	Blue +2.10%	Blue +1.50%	Red +1.20%	Red +1.50%	Blue +1.90%	Blue +1.40%
GOMBI	Red +25.50%	Red +8.60%	Red +4.40%	Red +2.90%	Red +3.20%	Red +6.40%
KOWLOON	Red +2.50%	Blue +0.80%	Red +0.80%	Red +0.70%	Red +0.70%	Red +1.10%
KID GLYDE	Red +7.10%	Blue +1.10%	Red +1.00%	Red +4.70%	Red +4.60%	Blue +2.10%
PIECEZ	Red +2.80%	Blue +2.30%	Red +2.10%	Blue +2.00%	Red +2.50%	Red +2.50%
VIRUS	Red +7.00%	Red +1.90%	Red +1.00%	Red +1.60%	Red +1.30%	Red +1.20%
INTACT	Red +15.00%	Red +2.70%	Red +4.00%	Red +4.40%	Red +2.90%	Red +1.00%

Round 2  Red 2-0 (8-1)

Judge	Overall	Technique	Vocabulary	Creativity	Execution	Musicality
KAZUHIRO	Red +4.00%	Red +1.00%	Red +1.20%	Red +2.20%	Red +0.80%	Blue +1.20%
JESS	Blue +1.00%	Blue +0.90%	Red +0.30%	Red +1.10%	Blue +0.90%	Blue +0.60%
MANNY	Red +16.50%	Red +3.80%	Red +3.40%	Red +3.10%	Red +3.20%	Red +3.00%
GOMBI	Red +24.40%	Red +6.40%	Red +6.30%	Red +4.10%	Red +3.70%	Red +3.90%
KOWLOON	Red +5.90%	Red +1.30%	Red +1.00%	Red +1.10%	Red +1.00%	Red +1.50%
KID GLYDE	Red +4.40%	Red +1.10%	Blue +3.60%	Red +3.60%	Red +5.20%	Blue +1.90%
PIECEZ	Red +12.90%	Blue +0.90%	Red +3.20%	Red +3.60%	Red +2.20%	Red +4.80%
VIRUS	Red +9.60%	Red +2.60%	Red +1.70%	Red +1.70%	Red +2.80%	Red +0.80%
INTACT	Red +8.80%	Red +1.00%	Red +3.70%	Red +2.40%	Red +1.20%	Red +0.50%



SAT 16 AUG 2025

Start Time 14:11

ROUND ROBIN - GROUP B

Judges Analysis

Red side
INDIA (NED)



Battle 1
1-1
9-9 (5-4, 4-5)



Blue side
SYSSY (FRA)

Round 1



Red

1-0 (5-4)

Judge	Overall	Technique	Vocabulary	Creativity	Execution	Musicality
KAZUHIRO	Blue +4.60%	Red +0.90%	Blue +1.10%	Blue +1.60%	Blue +1.20%	Blue +1.60%
JESS	Red +0.60%	Red +0.90%	Red +0.90%	Blue +1.00%	Red +0.50%	Blue +0.70%
MANNY	Blue +7.10%	Red +2.50%	Blue +2.80%	Blue +2.00%	Blue +1.30%	Blue +3.50%
GOMBI	Red +3.50%	Red +2.10%	Red +2.70%	Red +1.90%	Red +1.20%	Blue +4.40%
KOWLOON	Red +2.90%	Red +1.00%	Red +0.80%	Blue +0.90%	Red +0.90%	Red +1.10%
KID GLYDE	Red +1.10%	Red +3.00%	Blue +1.00%	Red +1.30%	Red +1.30%	Blue +3.50%
PIECEZ	Blue +3.20%	Blue +2.50%	Red +2.40%	Blue +2.30%	Blue +2.20%	Red +1.40%
VIRUS	Blue +3.00%	Red +1.20%	Blue +0.80%	Blue +0.50%	Blue +1.10%	Blue +1.80%
INTACT	Red +10.70%	Red +1.40%	Red +3.70%	Red +1.10%	Red +3.60%	Red +0.90%

Round 2



Blue

1-1 (4-5)

Judge	Overall	Technique	Vocabulary	Creativity	Execution	Musicality
KAZUHIRO	Red +2.20%	Red +1.80%	Red +1.40%	Blue +1.30%	Red +1.10%	Blue +0.80%
JESS	Blue +1.00%	Red +1.00%	Blue +0.30%	Blue +0.70%	Blue +0.50%	Blue +0.50%
MANNY	Red +8.60%	Red +2.80%	Red +3.20%	Red +2.40%	Red +3.00%	Blue +2.80%
GOMBI	Red +1.10%	Red +7.10%	Blue +3.00%	Blue +1.60%	Red +4.30%	Blue +5.70%
KOWLOON	Blue +2.90%	Red +0.90%	Blue +0.80%	Blue +1.00%	Blue +0.80%	Blue +1.20%
KID GLYDE	Blue +4.20%	Red +3.80%	-	Blue +2.70%	Blue +2.30%	Blue +3.00%
PIECEZ	Blue +3.20%	Blue +1.80%	-	Blue +1.90%	Blue +2.00%	Red +2.50%
VIRUS	Red +2.00%	Red +1.90%	Red +0.90%	Blue +0.50%	Red +1.00%	Blue +1.30%
INTACT	Blue +6.00%	Blue +0.60%	Blue +0.60%	Blue +1.90%	Blue +0.50%	Blue +2.40%



SAT 16 AUG 2025

Start Time 14:17

ROUND ROBIN - GROUP B

Judges Analysis

Battle 2

0-2

6-12 (2-7, 4-5)

Red side

ALESSANDRINA (ITA)



Blue side

STEFANI (UKR)

Round 1



Blue

0-1 (2-7)

Judge	Overall	Technique	Vocabulary	Creativity	Execution	Musicality
KAZUHIRO	Blue +3.70%	Blue +1.60%	Red +0.90%	Blue +0.80%	Blue +1.60%	Blue +0.60%
JESS	Red +0.10%	Blue +1.30%	Blue +0.70%	Red +0.90%	Red +0.50%	Red +0.70%
MANNY	Red +6.40%	Red +2.70%	Red +1.90%	Blue +1.50%	Red +2.00%	Red +1.30%
GOMBI	Blue +0.40%	Blue +4.40%	Red +2.20%	Blue +1.90%	Blue +2.00%	Red +5.70%
KOWLOON	Blue +5.20%	Blue +1.20%	Blue +1.00%	Blue +1.00%	Blue +1.00%	Blue +1.00%
KID GLYDE	Blue +3.90%	Blue +4.70%	Blue +3.10%	Red +1.90%	Blue +1.40%	Red +3.40%
PIECEZ	Blue +7.80%	Blue +3.30%	Blue +1.80%	Red +1.80%	Blue +2.20%	Blue +2.30%
VIRUS	Blue +5.30%	Blue +1.70%	Blue +0.50%	Blue +1.10%	Blue +1.20%	Blue +0.80%
INTACT	Blue +11.30%	Blue +3.40%	Blue +3.30%	Blue +1.90%	Blue +0.90%	Blue +1.80%

Round 2



Blue

0-2 (4-5)

Judge	Overall	Technique	Vocabulary	Creativity	Execution	Musicality
KAZUHIRO	Blue +0.70%	Blue +1.60%	Red +0.70%	Red +0.80%	Blue +1.40%	Red +0.80%
JESS	Red +3.40%	Red +0.50%	Red +0.40%	Red +0.90%	Red +0.90%	Red +0.70%
MANNY	Blue +9.00%	Blue +2.20%	Blue +2.00%	Blue +1.60%	Blue +1.40%	Blue +1.80%
GOMBI	Red +15.40%	Red +0.90%	Red +1.70%	Red +2.90%	Red +3.30%	Red +6.60%
KOWLOON	Red +4.00%	Red +1.20%	Red +0.90%	Red +0.50%	Red +0.70%	Red +0.70%
KID GLYDE	Blue +2.10%	Red +1.90%	Blue +2.70%	Blue +0.60%	Red +1.60%	Blue +2.30%
PIECEZ	Red +8.00%	Red +2.00%	Red +2.40%	-	Red +1.60%	Red +2.00%
VIRUS	Blue +5.80%	Blue +1.70%	Blue +1.30%	Blue +0.90%	Blue +1.00%	Blue +0.90%
INTACT	Blue +7.80%	Blue +1.00%	Blue +1.90%	Blue +1.50%	Blue +2.50%	Blue +0.90%



SAT 16 AUG 2025

Start Time 15:01

ROUND ROBIN - GROUP B

Judges Analysis

Red side
STEFANI (UKR)



Battle 3
0-2
4-14 (2-7, 2-7)



Blue side
INDIA (NED)

Round 1



Blue

0-1 (2-7)

Judge	Overall	Technique	Vocabulary	Creativity	Execution	Musicality
KAZUHIRO	Red +5.00%	Blue +0.60%	Red +0.60%	Red +1.20%	Red +1.90%	Red +1.90%
JESS	Blue +0.10%	Blue +0.70%	Blue +0.50%	Red +1.00%	Blue +0.70%	Red +0.80%
MANNY	Blue +0.50%	Blue +1.90%	Red +1.90%	Blue +1.50%	Blue +1.40%	Red +2.40%
GOMBI	Blue +0.60%	Blue +3.80%	-	Red +3.40%	Blue +3.90%	Red +3.70%
KOWLOON	Blue +4.70%	Blue +0.80%	Blue +0.90%	Blue +1.00%	Blue +0.80%	Blue +1.20%
KID GLYDE	Blue +2.50%	Blue +3.60%	Blue +3.60%	Blue +3.40%	Red +2.90%	Red +5.20%
PIECEZ	Blue +7.50%	Blue +3.50%	Blue +1.70%	-	Blue +4.10%	Red +1.80%
VIRUS	Blue +1.30%	Blue +1.40%	Red +0.60%	Red +0.70%	Blue +1.10%	Blue +0.10%
INTACT	Red +8.20%	Red +2.10%	Red +0.80%	Red +2.10%	Red +0.70%	Red +2.50%

Round 2



Blue

0-2 (2-7)

Judge	Overall	Technique	Vocabulary	Creativity	Execution	Musicality
KAZUHIRO	Blue +2.90%	Blue +2.10%	Blue +1.60%	Red +1.00%	Blue +1.10%	Red +0.90%
JESS	Red +2.70%	Blue +0.50%	Red +0.80%	Red +1.10%	Red +0.60%	Red +0.70%
MANNY	Blue +3.80%	Blue +1.70%	Blue +1.60%	Blue +1.40%	Blue +1.20%	Red +2.10%
GOMBI	Red +13.60%	Blue +0.60%	Red +5.70%	Red +2.10%	Red +2.80%	Red +3.60%
KOWLOON	Blue +3.90%	Blue +0.60%	Blue +0.50%	Blue +1.10%	Blue +0.70%	Blue +1.00%
KID GLYDE	Blue +2.60%	Blue +4.30%	Red +1.70%	Blue +2.80%	Blue +1.80%	Red +4.60%
PIECEZ	Blue +0.70%	Blue +2.70%	Red +2.00%	Red +1.90%	Blue +3.30%	Red +1.40%
VIRUS	Blue +7.20%	Blue +1.70%	Blue +1.70%	Blue +1.10%	Blue +1.70%	Blue +1.00%
INTACT	Blue +7.70%	Blue +2.10%	Blue +3.70%	Red +0.80%	Blue +1.90%	Blue +0.80%



SAT 16 AUG 2025

Start Time 15:07

ROUND ROBIN - GROUP B

Judges Analysis

Battle 4

2-0

17-1 (8-1, 9-0)

Red side
SYSSY (FRA)



Blue side
ALESSANDRINA (ITA)



Round 1



Red

1-0 (8-1)

Judge	Overall	Technique	Vocabulary	Creativity	Execution	Musicality
KAZUHIRO	Red +6.00%	Red +1.80%	Red +1.20%	Red +0.90%	Red +0.80%	Red +1.30%
JESS	Blue +1.90%	Red +0.70%	Blue +0.80%	Blue +0.70%	Blue +0.70%	Blue +0.40%
MANNY	Red +5.90%	Red +2.10%	Blue +1.70%	Red +2.00%	Red +2.20%	Red +1.30%
GOMBI	Red +18.70%	Red +4.30%	Red +4.70%	Red +1.90%	Red +2.60%	Red +5.20%
KOWLOON	Red +4.70%	Red +0.90%	Red +0.80%	Red +0.90%	Red +1.10%	Red +1.00%
KID GLYDE	Red +4.90%	Blue +0.30%	Blue +1.80%	Red +5.40%	Red +4.70%	Blue +3.10%
PIECEZ	Red +8.10%	Red +3.10%	-	Red +1.90%	Red +5.20%	Blue +2.10%
VIRUS	Red +2.40%	Red +2.40%	Red +0.70%	Blue +1.30%	Blue +0.50%	Red +1.10%
INTACT	Red +8.90%	Red +3.60%	Blue +0.70%	Red +2.60%	Red +1.10%	Red +2.30%

Round 2



Red

2-0 (9-0)

Judge	Overall	Technique	Vocabulary	Creativity	Execution	Musicality
KAZUHIRO	Red +7.60%	Red +1.60%	Red +0.70%	Red +1.10%	Red +1.20%	Red +3.00%
JESS	Red +2.00%	Red +0.80%	Red +0.70%	Blue +0.60%	Red +0.40%	Red +0.70%
MANNY	Red +19.30%	Red +3.50%	Red +3.80%	Red +3.60%	Red +3.80%	Red +4.60%
GOMBI	Red +25.40%	Red +4.80%	Red +5.90%	Red +4.10%	Red +4.30%	Red +6.30%
KOWLOON	Red +4.90%	Blue +0.90%	Red +1.30%	Red +1.30%	Red +1.10%	Red +2.10%
KID GLYDE	Red +11.40%	Blue +3.00%	Red +3.00%	Red +5.80%	Red +2.70%	Red +2.90%
PIECEZ	Red +15.10%	Red +3.20%	Red +1.10%	Red +3.00%	Red +3.50%	Red +4.30%
VIRUS	Red +6.90%	Red +1.50%	Red +1.20%	Red +1.60%	Red +1.60%	Red +1.00%
INTACT	Red +18.70%	Red +2.40%	Red +1.50%	Red +4.10%	Red +3.50%	Red +7.20%



SAT 16 AUG 2025

Start Time 15:51

ROUND ROBIN - GROUP B

Judges Analysis

Red side
INDIA (NED)



Battle 5
2-0
16-2 (7-2, 9-0)



Blue side
ALESSANDRINA (ITA)

Round 1



Red

1-0 (7-2)

Judge	Overall	Technique	Vocabulary	Creativity	Execution	Musicality
KAZUHIRO	Blue +0.90%	Red +1.00%	Blue +2.50%	Red +0.80%	Red +1.30%	Blue +1.50%
JESS	Red +3.10%	Red +1.40%	Red +1.70%	Blue +0.60%	Red +1.20%	Blue +0.60%
MANNY	Red +10.80%	Red +1.80%	Red +1.90%	Red +1.60%	Red +2.50%	Red +3.00%
GOMBI	Red +12.10%	Red +4.00%	Red +4.60%	Blue +2.30%	Red +2.50%	Red +3.30%
KOWLOON	Red +2.40%	Red +1.10%	Red +0.60%	Red +0.70%	Red +0.90%	Blue +0.90%
KID GLYDE	Red +2.40%	Red +3.70%	Blue +2.30%	Blue +0.50%	Red +3.10%	Blue +1.60%
PIECEZ	Red +6.70%	Red +4.50%	-	Red +1.20%	Red +3.00%	Blue +2.00%
VIRUS	Blue +4.90%	Blue +0.60%	Blue +0.60%	Blue +0.40%	Blue +1.40%	Blue +1.90%
INTACT	Red +12.80%	Red +3.90%	Red +3.30%	Red +1.60%	Red +3.20%	Red +0.80%

Round 2



Red

2-0 (9-0)

Judge	Overall	Technique	Vocabulary	Creativity	Execution	Musicality
KAZUHIRO	Red +6.30%	Red +1.20%	Red +1.10%	Red +2.00%	Red +1.20%	Red +0.80%
JESS	Red +2.70%	Red +1.80%	Red +1.10%	Blue +0.20%	Red +0.70%	Blue +0.70%
MANNY	Red +16.40%	Red +3.50%	Red +3.20%	Red +3.50%	Red +3.20%	Red +3.00%
GOMBI	Red +19.60%	Red +7.40%	Red +1.40%	Red +3.20%	Red +1.50%	Red +6.10%
KOWLOON	Red +4.10%	Red +0.70%	Red +0.80%	Red +0.80%	Red +0.90%	Red +0.90%
KID GLYDE	Red +2.50%	Red +4.20%	Red +2.60%	Red +1.90%	Blue +3.00%	Blue +3.20%
PIECEZ	Red +10.40%	Red +2.70%	Blue +1.40%	Red +2.00%	Red +3.30%	Red +3.80%
VIRUS	Red +1.20%	Red +0.80%	Blue +0.60%	Red +0.60%	Red +1.00%	Blue +0.60%
INTACT	Red +3.40%	Red +0.80%	Red +1.50%	Red +1.20%	Red +0.80%	Blue +0.90%



SAT 16 AUG 2025
Start Time 15:57

ROUND ROBIN - GROUP B

Judges Analysis

Red side
STEFANI (UKR)



Battle 6
0-2
1-17 (1-8, 0-9)



Blue side
SYSSY (FRA)

Round 1



Blue

0-1 (1-8)

Judge	Overall	Technique	Vocabulary	Creativity	Execution	Musicality
KAZUHIRO	Red +6.30%	Red +0.90%	Red +1.60%	Red +1.20%	Red +1.90%	Red +0.70%
JESS	Blue +1.30%	Red +1.70%	Blue +0.80%	Blue +0.50%	Blue +0.70%	Blue +1.00%
MANNY	Blue +9.40%	Blue +1.90%	Blue +2.10%	Blue +2.10%	Blue +0.60%	Blue +2.70%
GOMBI	Blue +2.30%	Red +3.10%	Blue +2.80%	Blue +1.80%	Blue +4.70%	Red +3.90%
KOWLOON	Blue +4.40%	Blue +0.90%	Blue +0.80%	Blue +0.60%	Blue +1.00%	Blue +1.10%
KID GLYDE	Blue +7.50%	Red +3.40%	Red +2.90%	Blue +3.90%	Blue +4.30%	Blue +5.60%
PIECEZ	Blue +2.00%	Blue +1.70%	Red +1.90%	Blue +2.70%	Blue +3.60%	Red +4.10%
VIRUS	Blue +6.20%	Blue +1.60%	Blue +1.00%	Blue +0.90%	Blue +0.70%	Blue +2.00%
INTACT	Blue +5.80%	Blue +1.70%	Red +1.10%	Blue +1.80%	Blue +2.10%	Blue +1.30%

Round 2



Blue

0-2 (0-9)

Judge	Overall	Technique	Vocabulary	Creativity	Execution	Musicality
KAZUHIRO	Blue +6.00%	Blue +1.30%	Red +1.20%	Blue +1.10%	Blue +1.90%	Blue +2.90%
JESS	Blue +3.00%	Blue +1.30%	Blue +0.50%	Blue +0.60%	-	Blue +0.60%
MANNY	Blue +13.90%	Blue +2.70%	Blue +2.10%	Blue +2.20%	Blue +2.60%	Blue +4.30%
GOMBI	Blue +3.60%	Red +6.40%	Red +1.60%	Blue +1.20%	Blue +6.20%	Blue +4.20%
KOWLOON	Blue +6.50%	Blue +1.40%	Blue +1.60%	Blue +1.30%	Blue +1.20%	Blue +1.00%
KID GLYDE	Blue +19.50%	Blue +2.70%	Blue +2.70%	Blue +3.70%	Blue +6.00%	Blue +4.40%
PIECEZ	Blue +0.70%	Blue +3.50%	Red +3.60%	Red +1.40%	Red +1.00%	Blue +3.20%
VIRUS	Blue +12.70%	Blue +3.30%	Blue +2.50%	Blue +1.90%	Blue +1.70%	Blue +3.30%
INTACT	Blue +12.80%	Blue +1.90%	Blue +0.70%	Blue +3.00%	Blue +3.20%	Blue +4.00%



SAT 16 AUG 2025

Start Time 14:00

ROUND ROBIN - GROUP A

Judges Analysis

Red side
ANTI (ITA)



Battle 1
0-2
4-14 (0-9, 4-5)



Blue side
AYUMI (JPN)

Round 1



Blue

0-1 (0-9)

Judge	Overall	Technique	Vocabulary	Creativity	Execution	Musicality
KAZUHIRO	Blue +3.10%	Red +1.20%	Blue +1.00%	Blue +2.80%	Blue +1.40%	Red +0.90%
JESS	Blue +3.70%	Blue +1.20%	Blue +1.00%	Blue +1.40%	Blue +0.90%	Red +0.80%
MANNY	Blue +8.50%	Blue +1.00%	Blue +1.20%	Blue +2.20%	Blue +1.50%	Blue +2.60%
GOMBI	Blue +3.40%	Blue +4.10%	Red +3.60%	Blue +3.00%	Red +1.30%	Blue +1.20%
KOWLOON	Blue +2.70%	Red +0.90%	Blue +1.00%	Blue +0.70%	Blue +1.00%	Blue +0.90%
KID GLYDE	Blue +1.60%	Blue +1.50%	Blue +1.70%	Blue +2.70%	Red +1.20%	Red +3.10%
PIECEZ	Blue +11.60%	Blue +2.70%	Blue +1.90%	-	Blue +3.70%	Blue +3.30%
VIRUS	Blue +5.90%	Blue +1.20%	Blue +1.00%	Blue +0.90%	Blue +1.60%	Blue +1.20%
INTACT	Blue +0.80%	Red +0.70%	Blue +1.00%	Blue +1.50%	Blue +0.50%	Red +1.50%

Round 2



Blue

0-2 (4-5)

Judge	Overall	Technique	Vocabulary	Creativity	Execution	Musicality
KAZUHIRO	Blue +1.50%	Red +1.40%	Blue +2.20%	Blue +1.70%	Blue +0.50%	Red +1.50%
JESS	Blue +4.90%	Blue +0.90%	Blue +1.10%	Blue +1.70%	Blue +2.00%	Red +0.80%
MANNY	Red +1.90%	Red +1.30%	Blue +2.40%	Blue +1.40%	Red +1.60%	Red +2.80%
GOMBI	Red +14.10%	Red +2.60%	Red +1.70%	Red +2.60%	Red +2.70%	Red +4.50%
KOWLOON	Blue +2.60%	Red +1.30%	Blue +1.10%	Blue +0.90%	Blue +0.90%	Blue +1.00%
KID GLYDE	Red +3.90%	Blue +1.60%	Red +1.50%	Blue +1.70%	Red +2.30%	Red +3.40%
PIECEZ	Red +9.30%	Red +3.10%	Red +2.10%	Blue +2.50%	Red +2.70%	Red +3.90%
VIRUS	Blue +0.80%	Red +1.10%	Blue +0.90%	Blue +1.00%	Blue +0.70%	Red +0.70%
INTACT	Blue +2.70%	Red +0.50%	Blue +1.40%	Blue +1.80%	Blue +0.70%	Red +0.70%



SAT 16 AUG 2025

Start Time 14:05

ROUND ROBIN - GROUP A

Judges Analysis

Battle 2

2-0

17-1 (8-1, 9-0)

Red side
KATE (UKR)



Blue side
MINI JAPA (BRA)

Round 1



Red

1-0 (8-1)

Judge	Overall	Technique	Vocabulary	Creativity	Execution	Musicality
KAZUHIRO	Red +6.20%	Red +1.50%	Red +1.20%	Red +0.70%	Red +1.70%	Red +1.10%
JESS	Red +3.40%	Red +0.60%	Red +0.30%	Red +0.70%	Red +0.70%	Red +1.10%
MANNY	Red +2.10%	Blue +2.40%	Blue +2.10%	Red +2.40%	Blue +1.10%	Red +5.30%
GOMBI	Red +7.40%	Red +3.20%	Red +2.40%	Blue +3.70%	Red +2.50%	Red +3.00%
KOWLOON	Red +3.50%	Blue +0.70%	Red +0.80%	Red +1.10%	Red +1.00%	Red +1.30%
KID GLYDE	Red +9.50%	Blue +1.90%	Blue +3.30%	Red +3.30%	Red +6.30%	Red +5.10%
PIECEZ	Blue +1.90%	Blue +2.50%	Blue +0.60%	Red +1.50%	Blue +3.30%	Red +3.00%
VIRUS	Red +4.50%	Blue +0.60%	Red +1.90%	Red +1.20%	Red +1.00%	Red +1.00%
INTACT	Red +10.10%	Red +2.50%	Red +2.60%	Red +0.90%	Red +1.50%	Red +2.60%

Round 2



Red

2-0 (9-0)

Judge	Overall	Technique	Vocabulary	Creativity	Execution	Musicality
KAZUHIRO	Red +4.10%	Blue +0.90%	Red +1.10%	Red +0.90%	Red +1.00%	Red +2.00%
JESS	Red +4.40%	Red +0.80%	Red +0.70%	Red +0.50%	Red +1.10%	Red +1.30%
MANNY	Red +12.40%	Red +2.50%	Red +2.00%	Red +2.50%	Red +2.90%	Red +2.50%
GOMBI	Red +10.60%	Red +1.20%	Red +1.00%	Red +1.50%	Red +2.00%	Red +4.90%
KOWLOON	Red +4.00%	Blue +1.00%	Red +1.20%	Red +1.30%	Red +1.30%	Red +1.20%
KID GLYDE	Red +9.80%	Blue +2.20%	Red +2.20%	Red +0.80%	Red +3.60%	Red +5.40%
PIECEZ	Red +9.10%	Red +1.60%	Red +1.60%	-	Red +3.20%	Red +2.70%
VIRUS	Red +4.70%	Red +1.00%	Red +1.10%	Red +0.90%	Red +0.70%	Red +1.00%
INTACT	Red +8.60%	Red +1.20%	Red +0.60%	Red +2.80%	Red +1.30%	Red +2.70%



SAT 16 AUG 2025

Start Time 14:50

ROUND ROBIN - GROUP A

Judges Analysis

Battle 3

1-1

10-8 (3-6, 7-2)

Red side
AYUMI (JPN)



Blue side
KATE (UKR)

Round 1



Blue

0-1 (3-6)

Judge	Overall	Technique	Vocabulary	Creativity	Execution	Musicality
KAZUHIRO	Blue +0.70%	Blue +0.80%	Red +1.40%	Red +0.70%	Blue +0.40%	Blue +1.60%
JESS	Blue +1.80%	Blue +0.50%	Blue +1.00%	Blue +0.60%	Red +1.00%	Blue +0.70%
MANNY	Blue +14.40%	Blue +2.50%	Blue +2.20%	Blue +2.50%	Blue +2.50%	Blue +4.70%
GOMBI	Blue +0.90%	Red +3.40%	Red +1.80%	Red +4.10%	Blue +4.40%	Blue +5.80%
KOWLOON	Red +3.10%	Blue +0.80%	Red +0.80%	Red +1.00%	Red +1.10%	Red +1.00%
KID GLYDE	Blue +7.80%	Blue +3.10%	Red +1.40%	Red +2.40%	Blue +4.00%	Blue +4.50%
PIECEZ	Red +6.40%	Red +4.30%	Red +1.80%	Red +2.10%	Red +1.70%	Blue +3.50%
VIRUS	Red +1.10%	Blue +0.90%	Red +1.00%	Red +1.00%	Red +0.80%	Blue +0.80%
INTACT	Blue +4.30%	Blue +1.60%	Red +0.80%	Blue +0.70%	Blue +0.80%	Blue +2.00%

Round 2



Red

1-1 (7-2)

Judge	Overall	Technique	Vocabulary	Creativity	Execution	Musicality
KAZUHIRO	Red +0.60%	Blue +1.90%	Red +1.40%	Red +1.40%	Red +1.40%	Blue +1.70%
JESS	Red +2.50%	Red +0.80%	Red +1.00%	Red +0.80%	Red +0.70%	Blue +0.80%
MANNY	Red +8.60%	Red +3.60%	Red +2.90%	Red +2.80%	Red +2.60%	Blue +3.30%
GOMBI	Blue +3.30%	Red +0.80%	Red +3.90%	Blue +1.70%	Blue +4.50%	Blue +1.80%
KOWLOON	Red +2.50%	Blue +1.10%	Red +0.90%	Red +0.90%	Red +1.00%	Red +0.80%
KID GLYDE	Blue +3.90%	Blue +3.00%	Red +3.30%	Red +3.30%	Blue +2.80%	Blue +4.70%
PIECEZ	Red +5.40%	Red +3.00%	Red +2.40%	-	Blue +2.10%	Red +2.10%
VIRUS	Red +9.90%	Red +3.00%	Red +1.70%	Red +2.40%	Red +1.80%	Red +1.00%
INTACT	Red +4.90%	Red +0.80%	Red +1.70%	Red +1.10%	Red +2.00%	Blue +0.70%



SAT 16 AUG 2025

Start Time 14:55

ROUND ROBIN - GROUP A

Judges Analysis

Red side
ANTI (ITA)



Battle 4
2-0
18-0 (9-0, 9-0)



Blue side
MINI JAPA (BRA)

Round 1



Red

1-0 (9-0)

Judge	Overall	Technique	Vocabulary	Creativity	Execution	Musicality
KAZUHIRO	Red +7.40%	Red +2.10%	Red +0.90%	Red +1.00%	Red +1.40%	Red +2.00%
JESS	Red +1.90%	Red +0.50%	Red +0.70%	Blue +0.40%	Red +0.70%	Red +0.40%
MANNY	Red +11.60%	Red +1.60%	Red +1.60%	Red +3.00%	Red +3.20%	Red +2.20%
GOMBI	Red +15.40%	Red +2.40%	Red +2.40%	Red +4.20%	Red +3.10%	Red +3.30%
KOWLOON	Red +5.10%	Red +0.80%	Red +1.00%	Red +0.90%	Red +1.30%	Red +1.10%
KID GLYDE	Red +22.50%	Red +4.40%	Red +4.80%	Red +0.90%	Red +6.20%	Red +6.20%
PIECEZ	Red +11.50%	Red +2.80%	Red +2.60%	-	Red +5.90%	Red +0.20%
VIRUS	Red +5.70%	Red +0.90%	Red +1.30%	Red +1.10%	Red +1.50%	Red +0.90%
INTACT	Red +11.30%	Red +1.80%	Red +3.40%	Red +1.50%	Red +3.20%	Red +1.40%

Round 2



Red

2-0 (9-0)

Judge	Overall	Technique	Vocabulary	Creativity	Execution	Musicality
KAZUHIRO	Red +7.10%	Red +1.50%	Red +0.80%	Red +1.20%	Red +1.60%	Red +2.00%
JESS	Red +3.70%	Red +1.00%	Red +0.80%	Red +0.80%	Red +0.50%	Red +0.60%
MANNY	Red +13.00%	Red +2.00%	Red +2.90%	Red +2.70%	Red +2.50%	Red +2.90%
GOMBI	Red +12.40%	Blue +2.10%	Red +1.30%	Red +3.80%	Red +3.80%	Red +5.60%
KOWLOON	Red +1.10%	Blue +0.90%	Blue +0.70%	Red +0.80%	Red +0.90%	Red +1.00%
KID GLYDE	Red +13.30%	Blue +1.70%	Red +3.20%	Red +1.30%	Red +3.60%	Red +6.90%
PIECEZ	Red +11.60%	Red +4.30%	Red +1.70%	-	Red +3.80%	Red +1.80%
VIRUS	Red +3.70%	Red +0.70%	Red +1.20%	-	Red +1.00%	Red +0.80%
INTACT	Red +16.00%	Red +4.40%	Red +1.80%	Red +1.80%	Red +4.70%	Red +3.30%



SAT 16 AUG 2025

Start Time 15:40

ROUND ROBIN - GROUP A

Judges Analysis

Battle 5

2-0

18-0 (9-0, 9-0)

Red side
AYUMI (JPN)



Blue side
MINI JAPA (BRA)

Round 1



Red

1-0 (9-0)

Judge	Overall	Technique	Vocabulary	Creativity	Execution	Musicality
KAZUHIRO	Red +1.10%	Blue +1.10%	Red +1.10%	Red +1.10%	Red +1.00%	Blue +1.00%
JESS	Red +7.80%	Red +2.00%	Red +2.50%	Red +1.30%	Red +1.00%	Red +1.00%
MANNY	Red +13.40%	Red +3.40%	Red +3.60%	Red +2.10%	Red +2.50%	Red +1.80%
GOMBI	Red +8.90%	Red +3.30%	Red +3.60%	Red +2.20%	Red +2.20%	Blue +2.40%
KOWLOON	Red +2.90%	Red +0.50%	Red +0.50%	Red +0.60%	Red +0.40%	Red +0.90%
KID GLYDE	Red +4.30%	Blue +1.80%	Red +2.10%	Red +5.00%	Blue +2.10%	Red +1.10%
PIECEZ	Red +9.10%	Blue +1.90%	Red +2.70%	Red +3.00%	Red +1.80%	Red +3.50%
VIRUS	Red +7.70%	Red +1.50%	Red +1.70%	Red +1.10%	Red +1.60%	Red +1.80%
INTACT	Red +4.10%	Red +1.20%	Red +2.00%	Red +0.80%	Red +1.30%	Blue +1.20%

Round 2



Red

2-0 (9-0)

Judge	Overall	Technique	Vocabulary	Creativity	Execution	Musicality
KAZUHIRO	Red +9.10%	Red +1.00%	Red +1.90%	Red +2.30%	Red +2.20%	Red +1.70%
JESS	Red +7.50%	Red +1.90%	Red +2.30%	Red +0.70%	Red +1.40%	Red +1.20%
MANNY	Red +14.80%	Red +2.80%	Red +3.20%	Red +3.20%	Red +2.70%	Red +2.90%
GOMBI	Red +6.30%	Red +4.10%	Red +2.70%	Blue +0.80%	Red +2.60%	Blue +2.30%
KOWLOON	Red +5.70%	Red +2.00%	Red +0.70%	Red +1.10%	Red +0.70%	Red +1.20%
KID GLYDE	Red +10.40%	Red +1.80%	Red +3.70%	Red +3.20%	Red +3.30%	Blue +1.60%
PIECEZ	Red +6.50%	Red +2.20%	Red +2.00%	Red +3.20%	Red +2.40%	Blue +3.30%
VIRUS	Red +7.90%	Red +0.80%	Red +1.20%	Red +2.90%	Red +1.70%	Red +1.30%
INTACT	Red +4.50%	Red +1.80%	Red +1.90%	Red +0.70%	Red +1.00%	Blue +0.90%



SAT 16 AUG 2025

Start Time 15:45

ROUND ROBIN - GROUP A

Judges Analysis

Red side
KATE (UKR)



Battle 6
0-2
8-10 (4-5, 4-5)



Blue side
ANTI (ITA)

Round 1



Blue

0-1 (4-5)

Judge	Overall	Technique	Vocabulary	Creativity	Execution	Musicality
KAZUHIRO	Red +5.50%	Blue +0.70%	Red +1.90%	Red +2.10%	Red +1.00%	Red +1.20%
JESS	Blue +3.20%	Blue +0.40%	Blue +0.90%	Blue +0.60%	Blue +0.60%	Blue +0.70%
MANNY	Red +11.00%	Red +1.80%	Red +1.80%	Red +2.30%	Red +2.50%	Red +2.60%
GOMBI	Red +8.00%	Red +5.00%	Red +1.80%	Blue +2.40%	Red +3.60%	-
KOWLOON	Blue +3.20%	Blue +1.10%	Blue +1.10%	Blue +0.80%	Blue +1.40%	Red +1.20%
KID GLYDE	Blue +4.30%	Blue +4.10%	Blue +2.50%	Red +3.10%	Red +3.00%	Blue +3.80%
PIECEZ	Red +3.60%	Blue +3.60%	Red +1.80%	Red +1.60%	Red +1.00%	Red +2.80%
VIRUS	Blue +0.70%	Blue +2.50%	Red +1.30%	Red +1.00%	Blue +1.30%	Red +0.80%
INTACT	Blue +0.70%	Red +1.10%	Blue +1.00%	Red +1.00%	Blue +0.90%	Blue +0.90%

Round 2



Blue

0-2 (4-5)

Judge	Overall	Technique	Vocabulary	Creativity	Execution	Musicality
KAZUHIRO	Red +4.00%	Blue +0.30%	Red +1.00%	Red +1.50%	Red +1.00%	Red +0.80%
JESS	Blue +4.40%	Blue +1.00%	Blue +0.40%	Blue +1.30%	Blue +0.60%	Blue +1.10%
MANNY	Red +10.90%	Red +1.60%	Red +2.40%	Red +2.30%	Red +2.20%	Red +2.40%
GOMBI	Red +13.10%	Red +2.20%	Red +2.20%	Red +2.30%	Red +2.80%	Red +3.60%
KOWLOON	Blue +1.70%	Blue +1.00%	Red +1.00%	Red +0.60%	Blue +0.90%	Blue +1.40%
KID GLYDE	Blue +1.90%	Blue +2.70%	Red +1.90%	Blue +2.50%	Blue +1.70%	Red +3.10%
PIECEZ	Red +11.90%	Red +1.00%	Red +1.80%	Red +2.60%	Red +2.90%	Red +3.60%
VIRUS	Blue +5.70%	Blue +1.90%	Blue +0.70%	Blue +0.90%	Blue +1.30%	Blue +0.90%
INTACT	Blue +2.30%	Blue +1.20%	Blue +0.70%	Red +1.00%	Blue +0.90%	Blue +0.50%



CANOE MARATHON

RESULTS BOOK

TABLE OF CONTENTS




10	Canoe Marathon	1177
10.1	Table of Contents	1178
10.2	Competition Schedule	1182
10.3	Number of Entries by NOC	1183
10.4	Entry List by NOC	1184
10.5	Competition Summary	1187
10.6	Medallists by Event	1189
10.7	Medal Standings	1190
10.8	Final Placing by NOC	1191
10.9	Men's K1 Short Distance	1192
10.9.1	Entry List by Event	1193
10.9.2	Event Ranking	1194
10.9.3	Medallists	1195
10.9.4	Final	1196
10.9.4.1	Start List	1196
10.9.4.2	Results	1197
10.9.5	Heats	1199
10.9.5.1	Start List	1199
10.9.5.2	Heat 1 Results	1200
10.9.5.3	Heat 2 Results	1201
10.10	Men's K1 Long Distance	1202
10.10.1	Entry List by Event	1203
10.10.2	Event Ranking	1204
10.10.3	Medallists	1205
10.10.4	Final	1206
10.10.4.1	Start List	1206
10.10.4.2	Results	1207
10.11	Women's K1 Short Distance	1210
10.11.1	Entry List by Event	1211
10.11.2	Event Ranking	1212
10.11.3	Medallists	1213
10.11.4	Final	1214
10.11.4.1	Start List	1214
10.11.4.2	Results	1215
10.11.5	Heats	1217
10.11.5.1	Start List	1217
10.11.5.2	Heat 1 Results	1218

RESULTS BOOK

TABLE OF CONTENTS

10.11.5.3	Heat 2 Results	1219
10.12	Women's K1 Long Distance	1220
10.12.1	Entry List by Event	1221
10.12.2	Event Ranking	1222
10.12.3	Medallists	1223
10.12.4	Final	1224
10.12.4.1	Start List	1224
10.12.4.2	Results	1225




Competition Schedule

As of FRI 8 AUG 2025

Date	Start Time	Event
SAT 9 AUG	9:20	Women's K1 Short Distance Heats
	10:50	Men's K1 Short Distance Heats
	17:00	Women's K1 Short Distance Final
	17:30	Men's K1 Short Distance Final
SUN 10 AUG	15:15	Women's K1 Long Distance Final
	17:15	Men's K1 Long Distance Final

Note:

Please check online for more details and the latest updates.



Number of Entries by NOC

As of WED 13 AUG 2025

NOC	Total	
	Boats	Athletes
ARG - Argentina	4	2
AUS - Australia	4	2
BEL - Belgium	2	1
CHN - People's Republic of China	4	2
CZE - Czechia	4	2
DEN - Denmark	4	2
ESP - Spain	4	2
EST - Estonia	2	1
FRA - France	4	2
GBR - Great Britain	4	2
GER - Germany	4	2
HUN - Hungary	4	2
IRL - Ireland	2	1
ITA - Italy	4	2
JPN - Japan	4	2
NED - Netherlands	4	2
NOR - Norway	2	1
NZL - New Zealand	2	1
POL - Poland	2	1
POR - Portugal	4	2
RSA - South Africa	4	2
SRB - Serbia	2	1
SVK - Slovakia	2	1
SWE - Sweden	2	1
UKR - Ukraine	2	1
Total: 25		40

Note:

Athletes competing in more than one event are counted only once in the "Total - Athletes" column.

Legend:

K1 Kayak Single

Timing and Results provided by Tissot



Entry List by NOC

As of WED 13 AUG 2025

NOC	Bib	Gender	Event	Date of Birth
ARG - Argentina				
CACERES Juan	1	M	K1 Long Distance	31 JAN 1992
			K1 Short Distance	
COLLUEQUE Cecilia	2	F	K1 Long Distance	13 DEC 1983
			K1 Short Distance	
AUS - Australia				
KIPPIN Joshua Frank	3	M	K1 Long Distance	19 NOV 1990
			K1 Short Distance	
MANN Rebecca	4	F	K1 Long Distance	15 SEP 1995
			K1 Short Distance	
BEL - Belgium				
COX Daan	5	M	K1 Long Distance	18 AUG 1997
			K1 Short Distance	
CHN - People's Republic of China				
DING Shengkai	6	M	K1 Long Distance	4 FEB 2005
			K1 Short Distance	
ZHOU Yue Xin	7	F	K1 Long Distance	15 SEP 2007
			K1 Short Distance	
CZE - Czechia				
ZAVREL Jakub	8	M	K1 Long Distance	28 JAN 1996
			K1 Short Distance	
MILOVA Katerina	9	F	K1 Long Distance	16 JUN 2000
			K1 Short Distance	
DEN - Denmark				
PEDERSEN Mads Brandt	10	M	K1 Long Distance	4 JUL 1996
			K1 Short Distance	
HOSTRUP Pernille	11	F	K1 Long Distance	1 SEP 2002
			K1 Short Distance	
ESP - Spain				
ALONSO Ivan	13	M	K1 Long Distance	21 OCT 1985
			K1 Short Distance	
BARRIOS Eva	12	F	K1 Long Distance	24 OCT 1989
			K1 Short Distance	
EST - Estonia				
BAUM Anette	14	F	K1 Long Distance	24 MAR 1998
			K1 Short Distance	
FRA - France				
CANDY Jeremy	15	M	K1 Long Distance	4 SEP 1990
			K1 Short Distance	
FOREST Mathilde	16	F	K1 Long Distance	8 JUN 2002
			K1 Short Distance	
GBR - Great Britain				
RUSSELL James	17	M	K1 Long Distance	4 NOV 1997
			K1 Short Distance	
JOHNSON Melissa	18	F	K1 Long Distance	6 DEC 1997
			K1 Short Distance	



Entry List by NOC

As of WED 13 AUG 2025

NOC	Bib	Gender	Event	Date of Birth
GER - Germany				
PAUFLER Nico	20	M	K1 Long Distance	8 JUN 1998
HEUSER Caroline	19	F	K1 Short Distance	17 MAR 2007
			K1 Long Distance	
			K1 Short Distance	
HUN - Hungary				
NOE Balint	21	M	K1 Long Distance	5 OCT 1993
KISZLI Vanda	22	F	K1 Short Distance	27 DEC 1993
			K1 Long Distance	
			K1 Short Distance	
IRL - Ireland				
DONNELLAN Paul	23	M	K1 Long Distance	27 NOV 2004
			K1 Short Distance	
ITA - Italy				
DAL BIANCO Andrea	24	M	K1 Long Distance	9 NOV 1995
CICALI Susanna	25	F	K1 Short Distance	12 NOV 1992
			K1 Long Distance	
			K1 Short Distance	
JPN - Japan				
SHIMOGAWA Hiroki	26	M	K1 Long Distance	5 SEP 2000
TOHDA Honami	27	F	K1 Short Distance	19 JUL 1997
			K1 Long Distance	
			K1 Short Distance	
NED - Netherlands				
DEKKER Milan	29	M	K1 Long Distance	23 JUN 2001
SCHIPHORST Kitty	28	F	K1 Short Distance	4 JAN 1991
			K1 Long Distance	
			K1 Short Distance	
NOR - Norway				
VOLD Jon	30	M	K1 Long Distance	23 NOV 1997
			K1 Short Distance	
NZL - New Zealand				
KEMP Emma	31	F	K1 Long Distance	30 MAY 2000
			K1 Short Distance	
POL - Poland				
WYSZKOWSKI Igor	32	M	K1 Long Distance	20 DEC 2005
			K1 Short Distance	
POR - Portugal				
RAMALHO Jose	33	M	K1 Long Distance	11 AUG 1982
SANTOS REI Maria	34	F	K1 Short Distance	30 JAN 2000
			K1 Long Distance	
			K1 Short Distance	
RSA - South Africa				
LOVEMORE Hamish	35	M	K1 Long Distance	19 AUG 1999
HOCKLY Saskia	36	F	K1 Short Distance	20 FEB 2004
			K1 Long Distance	
			K1 Short Distance	



Entry List by NOC

As of WED 13 AUG 2025

NOC	Bib	Gender	Event	Date of Birth
SRB - Serbia BEDOCS Krisztina	37	F	K1 Long Distance K1 Short Distance	20 NOV 1986
SVK - Slovakia SVECOVA Romana	38	F	K1 Long Distance K1 Short Distance	9 NOV 2005
SWE - Sweden ANDERSSON Melina	39	F	K1 Long Distance K1 Short Distance	27 JUL 1999
UKR - Ukraine REDKO Maksym	40	M	K1 Long Distance K1 Short Distance	19 MAY 2000

Note:

All updates until the start of competition are available online.

Legend:

F Female **K1** Kayak Single **M** Male


Timing and Results provided by Tissot



Competition Summary

As of SUN 10 AUG 2025

Medallists	Finalists			
	Men		Women	
	K1 Short Distance	K1 Long Distance	K1 Short Distance	K1 Long Distance
Gold	DEN 13:45.46 (1)	DEN 1:35:28.44 (1)	SWE 15:20.64 (1)	SWE 1:48:11.11 (1)
Silver	RSA 13:45.61 (2)	RSA 1:35:39.17 (2)	HUN 15:36.86 (2)	HUN 1:49:54.75 (2)
Bronze	POR 14:08.95 (3)	POR 1:36:25.10 (3)	ITA 15:43.79 (3)	DEN 1:51:16.60 (3)
	FRA 14:13.33 (4)	FRA 1:36:32.68 (4)	DEN 16:05.49 (4)	POR 1:51:23.75 (4)
	GER 14:16.26 (5)	HUN 1:38:04.12 (5)	ESP 16:06.01 (5)	CZE 1:51:36.77 (5)
	ARG 14:16.87 (6)	GBR 1:38:04.73 (6)	POR 16:07.97 (6)	ESP 1:51:53.84 (6)
	NOR 14:17.03 (7)	GER 1:38:38.79 (7)	CZE 16:08.57 (7)	CHN 1:52:21.84 (7)
	HUN 14:22.06 (8)	AUS 1:38:39.48 (8)	AUS 16:12.40 (8)	AUS 1:52:24.56 (8)
	ESP 14:31.29 (9)	CZE 1:39:40.71 (9)	NZL 16:20.01 (9)	RSA 1:54:18.72 (9)
	GBR 14:38.95 (10)	ITA 1:39:43.02 (10)	SVK 16:21.27 (10)	NED 1:54:39.07 (10)
	AUS 14:43.29 (11)	ESP 1:40:56.23 (11)	GER 16:24.34 (11)	SVK 1:55:13.06 (11)
	CZE 14:45.44 (12)	NOR 1:41:48.82 (12)	NED 16:28.91 (12)	GER 1:57:02.34 (12)
	IRL 14:48.81 (13)	NED 1:41:57.97 (13)	GBR 16:46.89 (13)	NZL 1:58:08.33 (13)
	ITA 14:52.66 (14)	UKR 1:42:00.69 (14)	SRB 17:10.11 (14)	GBR 2:01:12.04 (14)
	NED 14:54.83 (15)	ARG 1:43:21.27 (15)	CHN DNF (15)	EST LAP (15)
	BEL 15:39.77 (16)	BEL 1:43:46.50 (16)		FRA LAP (16)
		IRL 1:45:37.80 (17)		ARG LAP (17)
		POL LAP (18)		ITA SRB DNF (18)
		CHN LAP (19)		
		JPN LAP (20)		
				JPN DNS



Competition Summary

As of SUN 10 AUG 2025


Eliminated in Heats			
Men		Women	
K1 Short Distance	K1 Long Distance	K1 Short Distance	K1 Long Distance
POL 15:25.50 (17)		FRA 17:18.97 (16)	
UKR 15:27.68 (18)		RSA 17:28.48 (17)	
CHN 16:35.32 (19)		ARG 17:36.85 (18)	
JPN 16:55.21 (20)		EST 17:38.22 (19)	
		JPN 19:37.73 (20)	

Legend:

DNF Did Not Finish

DNS Did Not Start

K1 Kayak Single




Medallists by Event

As of SUN 10 AUG 2025 at 19:13

After 4 of 4 Events

Event	Date	Medal	Name	NOC Code
Men's K1 Long Distance	SUN 10 AUG	GOLD	PEDERSEN Mads Brandt	DEN
		SILVER	LOVEMORE Hamish	RSA
		BRONZE	RAMALHO Jose	POR
Women's K1 Long Distance	SUN 10 AUG	GOLD	ANDERSSON Melina	SWE
		SILVER	KISZLI Vanda	HUN
		BRONZE	HOSTRUP Pernille	DEN
Men's K1 Short Distance	SAT 9 AUG	GOLD	PEDERSEN Mads Brandt	DEN
		SILVER	LOVEMORE Hamish	RSA
		BRONZE	RAMALHO Jose	POR
Women's K1 Short Distance	SAT 9 AUG	GOLD	ANDERSSON Melina	SWE
		SILVER	KISZLI Vanda	HUN
		BRONZE	CICALI Susanna	ITA



Medal Standings


As of SUN 10 AUG 2025 at 19:13

After 4 of 4 Events

Rank	NOC	Men				Women				Total				Rank by Total
		G	S	B	Tot.	G	S	B	Tot.	G	S	B	Tot.	
1	DEN - Denmark	2			2			1	1	2		1	3	1
2	SWE - Sweden					2			2	2			2	=2
3	HUN - Hungary						2		2		2		2	=2
3	RSA - South Africa		2		2						2		2	=2
5	POR - Portugal			2	2							2	2	=2
6	ITA - Italy							1	1			1	1	6
Total:		2	2	2	6	2	2	2	6	4	4	4	12	

Note:
Rank by Total is calculated by the total number of gold, silver and bronze medals.

Legend:
= Equal sign indicates that two or more NOCs share the same rank by total
B Bronze G Gold S Silver Tot. Total



Final Placing by NOC

As of WED 13 AUG 2025

NOC	Men		Women		NOC Code
	K1 Long Distance	K1 Short Distance	K1 Long Distance	K1 Short Distance	
ARG - Argentina	15	6	17	18	ARG
AUS - Australia	8	11	8	8	AUS
BEL - Belgium	16	16			BEL
CHN - People's Republic of China	19	19	7	DNF	CHN
CZE - Czechia	9	12	5	7	CZE
DEN - Denmark	1	1	3	4	DEN
ESP - Spain	11	9	6	5	ESP
EST - Estonia			15	19	EST
FRA - France	4	4	16	16	FRA
GBR - Great Britain	6	10	14	13	GBR
GER - Germany	7	5	12	11	GER
HUN - Hungary	5	8	2	2	HUN
IRL - Ireland	17	13			IRL
ITA - Italy	10	14	DNF	3	ITA
JPN - Japan	20	20	DNS	20	JPN
NED - Netherlands	13	15	10	12	NED
NOR - Norway	12	7			NOR
NZL - New Zealand			13	9	NZL
POL - Poland	18	17			POL
POR - Portugal	3	3	4	6	POR
RSA - South Africa	2	2	9	17	RSA
SRB - Serbia			DNF	14	SRB
SVK - Slovakia			11	10	SVK
SWE - Sweden			1	1	SWE
UKR - Ukraine	14	18			UKR

Legend:
K1 Kayak Single



TWG
2025
CHENGDU



CANOE MARATHON

Men's K1 Short Distance



Entry List by Event

As of WED 6 AUG 2025

Bib ARG

1 CACERES Juan

Bib CZE

8 ZAVREL Jakub

Bib GBR

17 RUSSELL James

Bib ITA

24 DAL BIANCO Andrea

Bib POL

32 WYSZKOWSKI Igor

Bib AUS

3 KIPPIN Joshua Frank

Bib DEN

10 PEDERSEN Mads Brandt

Bib GER

20 PAUFLER Nico

Bib JPN

26 SHIMOGAWA Hiroki

Bib POR

33 RAMALHO Jose

Bib BEL

5 COX Daan

Bib ESP

13 ALONSO Ivan

Bib HUN

21 NOE Balint

Bib NED

29 DEKKER Milan

Bib RSA

35 LOVEMORE Hamish

Bib CHN

6 DING Shengkai

Bib FRA

15 CANDY Jeremy

Bib IRL

23 DONNELLAN Paul

Bib NOR

30 VOLD Jon

Bib UKR

40 REDKO Maksym

Note:
List of NOCs by alphabetical order.



Event Ranking


As of SAT 9 AUG 2025

Rank	NOC Code	Name
Final		
1	DEN	PEDERSEN Mads Brandt
2	RSA	LOVEMORE Hamish
3	POR	RAMALHO Jose
4	FRA	CANDY Jeremy
5	GER	PAUFLER Nico
6	ARG	CACERES Juan
7	NOR	VOLD Jon
8	HUN	NOE Balint
9	ESP	ALONSO Ivan
10	GBR	RUSSELL James
11	AUS	KIPPIN Joshua Frank
12	CZE	ZAVREL Jakub
13	IRL	DONNELLAN Paul
14	ITA	DAL BIANCO Andrea
15	NED	DEKKER Milan
16	BEL	COX Daan
Eliminated in Heats		
17	POL	WYSZKOWSKI Igor
18	UKR	REDKO Maksym
19	CHN	DING Shengkai
20	JPN	SHIMOGAWA Hiroki



Medallists

Medal	Name	NOC
GOLD	PEDERSEN Mads Brandt	DEN - Denmark
SILVER	LOVEMORE Hamish	RSA - South Africa
BRONZE	RAMALHO Jose	POR - Portugal



Start List

Start Order	Boat Bib	Final Race 19 17:30
1	156 CZE 8 ZAVREL Jakub	
2	157 ITA 24 DAL BIANCO Andrea	
3	158 BEL 5 COX Daan	
4	159 AUS 3 KIPPIN Joshua Frank	
5	160 HUN 21 NOE Balint	
6	161 GBR 17 RUSSELL James	
7	162 FRA 15 CANDY Jeremy	
8	163 RSA 35 LOVEMORE Hamish	
9	164 ESP 13 ALONSO Ivan	
10	165 GER 20 PAUFLER Nico	
11	166 POR 33 RAMALHO Jose	
12	167 NOR 30 VOLD Jon	
13	168 DEN 10 PEDERSEN Mads Brandt	
14	169 ARG 1 CACERES Juan	
15	170 IRL 23 DONNELLAN Paul	
16	171 NED 29 DEKKER Milan	




SAT 9 AUG 2025

Start Time: 17:29

Results

Race 19

Rank	Boat	NOC Code	Bib	Name	1400m		2400m		3400m	
1	168	DEN	10	PEDERSEN Mads Brandt	5:37.92	(2)	9:44.91	(1)	13:45.46	(1)
					3.31		4:06.99	(1)	4:00.55	(2)
2	163	RSA	35	LOVEMORE Hamish	5:34.61	(1)	9:45.65	(2)	13:45.61	(2)
							4:11.04	(4)	3:59.96	(1)
							0.74		0.15	
3	166	POR	33	RAMALHO Jose	5:41.74	(5)	10:00.61	(4)	14:08.95	(3)
							4:18.87	(7)	4:08.34	(5)
					7.13		15.70		23.49	
4	162	FRA	15	CANDY Jeremy	6:01.37	(12)	10:10.57	(7)	14:13.33	(4)
							4:09.20	(2)	4:02.76	(3)
					26.76		25.66		27.87	
5	165	GER	20	PAUFLER Nico	5:58.58	(9)	10:12.30	(9)	14:16.26	(5)
							4:13.72	(6)	4:03.96	(4)
					23.97		27.39		30.80	
6	169	ARG	1	CACERES Juan	5:38.51	(3)	10:02.35	(5)	14:16.87	(6)
							4:23.84	(12)	4:14.52	(7)
					3.90		17.44		31.41	
7	167	NOR	30	VOLD Jon	5:40.52	(4)	9:49.84	(3)	14:17.03	(7)
							4:09.32	(3)	4:27.19	(14)
					5.91		4.93		31.57	
8	160	HUN	21	NOE Balint	5:46.27	(7)	10:09.10	(6)	14:22.06	(8)
							4:22.83	(10)	4:12.96	(6)
					11.66		24.19		36.60	
9	164	ESP	13	ALONSO Ivan	5:58.94	(10)	10:12.59	(10)	14:31.29	(9)
							4:13.65	(5)	4:18.70	(8)
					24.33		27.68		45.83	
10	161	GBR	17	RUSSELL James	5:45.38	(6)	10:11.89	(8)	14:38.95	(10)
							4:26.51	(14)	4:27.06	(13)
					10.77		26.98		53.49	
11	159	AUS	3	KIPPIN Joshua Frank	5:47.25	(8)	10:13.55	(11)	14:43.29	(11)
							4:26.30	(13)	4:29.74	(15)
					12.64		28.64		57.83	
12	156	CZE	8	ZAVREL Jakub	6:04.74	(13)	10:25.93	(12)	14:45.44	(12)
							4:21.19	(9)	4:19.51	(9)
					30.13		41.02		59.98	
13	170	IRL	23	DONNELLAN Paul	6:06.49	(14)	10:27.51	(13)	14:48.81	(13)
							4:21.02	(8)	4:21.30	(11)
					31.88		42.60		1:03.35	
14	157	ITA	24	DAL BIANCO Andrea	6:08.24	(15)	10:31.58	(15)	14:52.66	(14)
							4:23.34	(11)	4:21.08	(10)
					33.63		46.67		1:07.20	
15	171	NED	29	DEKKER Milan	6:01.21	(11)	10:29.00	(14)	14:54.83	(15)
							4:27.79	(15)	4:25.83	(12)
					26.60		44.09		1:09.37	




Results

Start Time: 17:29

Race 19

Rank	Boat	NOC Code	Bib	Name	1400m		2400m		3400m	
16	158	BEL	5	COX Daan	6:13.78	(16)	10:53.99	(16)	15:39.77	(16)
							4:40.21	(16)	4:45.78	(16)
					39.17		1:09.08		1:54.31	



Start List

Start Order	Boat Bib	Heat 1 Race 7 10:50	Boat Bib	Heat 2 Race 10 11:50
1	121	NED 29 DEKKER Milan	131	CZE 8 ZAVREL Jakub
2	122	DEN 10 PEDERSEN Mads Brandt	132	IRL 23 DONNELLAN Paul
3	123	POR 33 RAMALHO Jose	133	ARG 1 CACERES Juan
4	124	GER 20 PAUFLER Nico	134	GBR 17 RUSSELL James
5	125	NOR 30 VOLD Jon	135	RSA 35 LOVEMORE Hamish
6	126	ESP 13 ALONSO Ivan	136	FRA 15 CANDY Jeremy
7	127	CHN 6 DING Shengkai	137	HUN 21 NOE Balint
8	128	POL 32 WYSZKOWSKI Igor	138	JPN 26 SHIMOGAWA Hiroki
9	129	ITA 24 DAL BIANCO Andrea	139	AUS 3 KIPPIN Joshua Frank
10	130	UKR 40 REDKO Maksym	140	BEL 5 COX Daan

Progression System: **Fastest 5 in each heat and 5 next best times qualify to Final.**



SAT 9 AUG 2025

Start Time: 10:52

Results

Race 7

Rank	Boat	NOC Code	Bib	Name	1400m		2400m		3400m		
1	126	ESP	13	ALONSO Ivan	5:57.56	(4)	10:18.38	(4)	14:47.90	(1)	F
							4:20.82	(3)	4:29.52	(4)	
					1.38		3.08				
2	124	GER	20	PAUFLER Nico	5:56.18	(1)	10:15.30	(1)	14:47.94	(2)	F
							4:19.12	(1)	4:32.64	(8)	
									0.04		
3	123	POR	33	RAMALHO Jose	5:56.50	(2)	10:17.54	(2)	14:48.47	(3)	F
							4:21.04	(4)	4:30.93	(5)	
					0.32		2.24		0.57		
4	125	NOR	30	VOLD Jon	5:57.17	(3)	10:17.78	(3)	14:49.44	(4)	F
							4:20.61	(2)	4:31.66	(6)	
					0.99		2.48		1.54		
5	122	DEN	10	PEDERSEN Mads Brandt	5:58.37	(5)	10:38.26	(6)	14:57.37	(5)	F
							4:39.89	(6)	4:19.11	(1)	
					2.19		22.96		9.47		
6	129	ITA	24	DAL BIANCO Andrea	5:59.17	(6)	10:29.21	(5)	14:58.33	(6)	F
							4:30.04	(5)	4:29.12	(3)	
					2.99		13.91		10.43		
7	128	POL	32	WYSZKOWSKI Igor	6:14.10	(9)	10:57.07	(8)	15:25.50	(7)	X
							4:42.97	(7)	4:28.43	(2)	
					17.92		41.77		37.60		
8	130	UKR	40	REDKO Maksym	6:08.18	(8)	10:55.43	(7)	15:27.68	(8)	X
							4:47.25	(8)	4:32.25	(7)	
					12.00		40.13		39.78		
9	121	NED	29	DEKKER Milan	6:07.91	(7)	10:58.49	(9)	15:48.18	(9)	X
							4:50.58	(9)	4:49.69	(9)	
					11.73		43.19		1:00.28		
10	127	CHN	6	DING Shengkai	6:16.41	(10)	11:23.58	(10)	16:35.32	(10)	X
							5:07.17	(10)	5:11.74	(10)	
					20.23		1:08.28		1:47.42		

Progression System **Fastest 5 in each heat and 5 next best times qualify to Final.**

Legend:

F Qualified for Final X Eliminated

Timing and Results provided by Tissot



SAT 9 AUG 2025

Results

Start Time: 11:49

Race 10

Rank	Boat	NOC Code	Bib	Name	1400m		2400m		3400m		
1	135	RSA	35	LOVEMORE Hamish	5:51.08	(1)	10:18.40	(4)	14:34.74	(1)	F
							4:27.32	(6)	4:16.34	(1)	
							3.25				
2	136	FRA	15	CANDY Jeremy	5:59.89	(6)	10:15.47	(2)	14:35.95	(2)	F
							4:15.58	(1)	4:20.48	(2)	
					8.81		0.32		1.21		
3	134	GBR	17	RUSSELL James	5:52.02	(3)	10:15.15	(1)	14:36.43	(3)	F
							4:23.13	(3)	4:21.28	(3)	
					0.94				1.69		
4	137	HUN	21	NOE Balint	5:51.96	(2)	10:16.58	(3)	14:40.17	(4)	F
							4:24.62	(5)	4:23.59	(6)	
					0.88		1.43		5.43		
5	139	AUS	3	KIPPIN Joshua Frank	5:56.45	(5)	10:31.21	(6)	14:53.75	(5)	F
							4:34.76	(9)	4:22.54	(5)	
					5.37		16.06		19.01		
6	140	BEL	5	COX Daan	6:09.82	(8)	10:33.48	(8)	14:55.81	(6)	F
							4:23.66	(4)	4:22.33	(4)	
					18.74		18.33		21.07		
7	133	ARG	1	CACERES Juan	5:52.71	(4)	10:24.41	(5)	14:57.81	(7)	F
							4:31.70	(8)	4:33.40	(9)	
					1.63		9.26		23.07		
8	132	IRL	23	DONNELLAN Paul	6:10.60	(9)	10:31.86	(7)	15:00.39	(8)	F
							4:21.26	(2)	4:28.53	(7)	
					19.52		16.71		25.65		
9	131	CZE	8	ZAVREL Jakub	6:05.29	(7)	10:34.05	(9)	15:03.94	(9)	F
							4:28.76	(7)	4:29.89	(8)	
					14.21		18.90		29.20		
10	138	JPN	26	SHIMOGAWA Hiroki	6:37.26	(10)	11:49.86	(10)	16:55.21	(10)	X
							5:12.60	(10)	5:05.35	(10)	
					46.18		1:34.71		2:20.47		

Progression System **Fastest 5 in each heat and 5 next best times qualify to Final.**

Legend:
F Qualified for Final X Eliminated

Timing and Results provided by Tissot

CMAMK1SHORT-----HEAT000200--_73 v1.0

Report Created SAT 9 AUG 2025 12:06

Page 1/1




TWG
2025
CHENGDU



CANOE MARATHON

Men's K1 Long Distance



Entry List by Event

As of WED 6 AUG 2025

Bib ARG

1 CACERES Juan

Bib CZE

8 ZAVREL Jakub

Bib GBR

17 RUSSELL James

Bib ITA

24 DAL BIANCO Andrea

Bib POL

32 WYSZKOWSKI Igor

Bib AUS

3 KIPPIN Joshua Frank

Bib DEN

10 PEDERSEN Mads Brandt

Bib GER

20 PAUFLER Nico

Bib JPN

26 SHIMOGAWA Hiroki

Bib POR

33 RAMALHO Jose

Bib BEL

5 COX Daan

Bib ESP

13 ALONSO Ivan

Bib HUN

21 NOE Balint

Bib NED

29 DEKKER Milan

Bib RSA

35 LOVEMORE Hamish

Bib CHN

6 DING Shengkai

Bib FRA

15 CANDY Jeremy

Bib IRL

23 DONNELLAN Paul


Bib NOR

30 VOLD Jon

Bib UKR

40 REDKO Maksym


Note:
List of NOCs by alphabetical order.



Event Ranking

As of SUN 10 AUG 2025

Rank	NOC Code	Name	
1	DEN	PEDERSEN Mads Brandt	
2	RSA	LOVEMORE Hamish	
3	POR	RAMALHO Jose	
4	FRA	CANDY Jeremy	
5	HUN	NOE Balint	
6	GBR	RUSSELL James	
7	GER	PAUFLER Nico	
8	AUS	KIPPIN Joshua Frank	
9	CZE	ZAVREL Jakub	
10	ITA	DAL BIANCO Andrea	
11	ESP	ALONSO Ivan	
12	NOR	VOLD Jon	
13	NED	DEKKER Milan	
14	UKR	REDKO Maksym	
15	ARG	CACERES Juan	
16	BEL	COX Daan	
17	IRL	DONNELLAN Paul	
18	POL	WYSZKOWSKI Igor	LAP
19	CHN	DING Shengkai	LAP
20	JPN	SHIMOGAWA Hiroki	LAP



Medallists

Medal	Name	NOC
GOLD	PEDERSEN Mads Brandt	DEN - Denmark
SILVER	LOVEMORE Hamish	RSA - South Africa
BRONZE	RAMALHO Jose	POR - Portugal



Start List

Start Order	Boat Bib	Final Race 26 17:15
1	191 POL 32 WYSZKOWSKI Igor	
2	192 ITA 24 DAL BIANCO Andrea	
3	193 IRL 23 DONNELLAN Paul	
4	194 CZE 8 ZAVREL Jakub	
5	195 CHN 6 DING Shengkai	
6	196 NOR 30 VOLD Jon	
7	197 POR 33 RAMALHO Jose	
8	198 RSA 35 LOVEMORE Hamish	
9	199 DEN 10 PEDERSEN Mads Brandt	
10	200 GBR 17 RUSSELL James	
11	201 ESP 13 ALONSO Ivan	
12	202 ARG 1 CACERES Juan	
13	203 BEL 5 COX Daan	
14	204 GER 20 PAUFLER Nico	
15	205 FRA 15 CANDY Jeremy	
16	206 HUN 21 NOE Balint	
17	207 JPN 26 SHIMOGAWA Hiroki	
18	208 NED 29 DEKKER Milan	
19	209 AUS 3 KIPPIN Joshua Frank	
20	210 UKR 40 REDKO Maksym	



Start Time: 17:20

Results

Race 26

Rank	Boat	NOC Code	Bib	Name	6400m	8400m	10400m	12400m	14400m	16400m	18400m	20400m	21400m
1	199	DEN	10	PEDERSEN Mads Brandt	27:41.33 (3)	36:39.58 (2) 8:58.25 (5)	45:23.31 (1) 8:43.73 (4)	54:08.38 (2) 8:45.07 (2)	1:02:47.23 (2) 8:38.85 (3)	1:11:48.03 (2) 9:00.80 (4)	1:20:48.59 (2) 9:00.56 (3)	1:29:58.37 (2) 9:09.78 (4)	1:35:28.44 (1) 5:30.07 (1)
					1.67	0.61		2.51	0.07	0.66	0.51	0.63	
2	198	RSA	35	LOVEMORE Hamish	27:39.66 (1)	36:38.97 (1) 8:59.31 (6)	45:24.53 (3) 8:45.56 (6)	54:05.87 (1) 8:41.34 (1)	1:02:47.16 (1) 8:41.29 (4)	1:11:47.37 (1) 9:00.21 (3)	1:20:48.08 (1) 9:00.71 (4)	1:29:57.74 (1) 9:09.66 (3)	1:35:39.17 (2) 5:41.43 (5) 10.73
							1.22						
3	197	POR	33	RAMALHO Jose	28:20.13 (7)	37:09.93 (7) 8:49.80 (2)	45:51.38 (5) 8:41.45 (1)	54:45.48 (4) 8:54.10 (4)	1:03:21.79 (3) 8:36.31 (1)	1:12:19.21 (3) 8:57.42 (2)	1:21:30.13 (3) 9:10.92 (5)	1:30:46.72 (3) 9:16.59 (7)	1:36:25.10 (3) 5:38.38 (4)
					40.47	30.96	28.07	39.61	34.63	31.84	42.05	48.98	56.66
4	205	FRA	15	CANDY Jeremy	28:18.18 (5)	37:09.90 (5) 8:51.72 (3)	45:51.59 (6) 8:41.69 (2)	54:45.86 (5) 8:54.27 (5)	1:03:23.42 (4) 8:37.56 (2)	1:12:20.22 (4) 8:56.80 (1)	1:21:32.84 (4) 9:12.62 (6)	1:30:48.15 (4) 9:15.31 (6)	1:36:32.68 (4) 5:44.53 (6) 1:04.24
					38.52	30.93	28.28	39.99	36.26	32.85	44.76	50.41	
5	206	HUN	21	NOE Balint	27:42.81 (4)	36:42.50 (4) 8:59.69 (7)	45:26.16 (4) 8:43.66 (3)	54:48.34 (6) 9:22.18 (11)	1:03:42.93 (6) 8:54.59 (5)	1:13:24.52 (6) 9:41.59 (15)	1:23:00.98 (6) 9:36.46 (14)	1:32:31.79 (6) 9:30.81 (13)	1:38:04.12 (5) 5:32.33 (2) 2:35.68
					3.15	3.53	2.85	42.47	55.77	1:37.15	2:12.90	2:34.05	
6	200	GBR	17	RUSSELL James	28:20.12 (6)	37:09.91 (6) 8:49.79 (1)	45:58.34 (7) 8:48.43 (7)	56:07.48 (7) 10:09.14 (18)	1:05:17.71 (8) 9:10.23 (7)	1:14:21.13 (7) 9:03.42 (5)	1:23:18.77 (7) 8:57.64 (1)	1:32:31.27 (5) 9:12.50 (5)	1:38:04.73 (6) 5:33.46 (3) 2:36.29
					40.46	30.94	35.03	2:01.61	2:30.55	2:33.76	2:30.69	2:33.53	
7	204	GER	20	PAUFLENER Nico	27:40.37 (2)	36:40.13 (3) 8:59.76 (8)	45:24.27 (2) 8:44.14 (5)	54:13.05 (3) 8:48.78 (3)	1:03:41.71 (5) 9:28.66 (12)	1:13:22.05 (5) 9:40.34 (14)	1:23:00.01 (5) 9:37.96 (15)	1:32:34.66 (7) 9:34.65 (14)	1:38:38.79 (7) 6:04.13 (13) 3:10.35
					0.71	1.16	0.96	7.18	54.55	1:34.68	2:11.93	2:36.92	
8	209	AUS	3	KIPPIN Joshua Frank	28:21.22 (8)	37:13.73 (8) 8:52.51 (4)	46:42.55 (8) 9:28.82 (11)	56:08.71 (8) 9:26.16 (12)	1:05:17.38 (7) 9:08.67 (6)	1:14:22.43 (8) 9:05.05 (6)	1:23:20.17 (8) 8:57.74 (2)	1:32:37.21 (8) 9:17.04 (8)	1:38:39.48 (8) 6:02.27 (12) 3:11.04
					41.56	34.76	1:19.24	2:02.84	2:30.22	2:35.06	2:32.09	2:39.47	
9	194	CZE	8	ZAVREL Jakub	29:18.89 (11)	38:26.22 (11) 9:07.33 (10)	47:33.97 (9) 9:07.75 (9)	56:44.57 (9) 9:10.60 (6)	1:06:01.89 (9) 9:17.32 (10)	1:15:23.16 (9) 9:21.27 (9)	1:24:55.28 (10) 9:32.12 (13)	1:33:52.44 (9) 8:57.16 (1)	1:39:40.71 (9) 5:48.27 (9) 4:12.27
					1:39.23	1:47.25	2:10.66	2:38.70	3:14.73	3:35.79	4:07.20	3:54.70	

Timing and Results provided by Tissot



Start Time: 17:20

Results

Race 26

Rank	Boat	NOC Code	Bib	Name	6400m	8400m	10400m	12400m	14400m	16400m	18400m	20400m	21400m
10	192	ITA	24	DAL BIANCO Andrea	29:21.97 (12)	38:27.96 (12)	47:35.17 (10)	56:46.06 (10)	1:06:02.87 (10)	1:15:23.72 (10)	1:24:54.32 (9)	1:33:56.08 (10)	1:39:43.02 (10)
					1:42.31	9:05.99 (9)	9:07.21 (8)	9:10.89 (8)	9:16.81 (8)	9:20.85 (8)	9:30.60 (10)	9:01.76 (2)	5:46.94 (8)
						1:48.99	2:11.86	2:40.19	3:15.71	3:36.35	4:06.24	3:58.34	4:14.58
11	201	ESP	13	ALONSO Ivan	28:26.15 (9)	37:59.32 (10)	47:35.70 (11)	56:47.12 (12)	1:06:04.25 (11)	1:15:26.44 (11)	1:25:05.96 (11)	1:34:32.23 (11)	1:40:56.23 (11)
					46.49	9:33.17 (17)	9:36.38 (15)	9:11.42 (9)	9:17.13 (9)	9:22.19 (12)	9:39.52 (16)	9:26.27 (12)	6:24.00 (15)
						1:20.35	2:12.39	2:41.25	3:17.09	3:39.07	4:17.88	4:34.49	5:27.79
12	196	NOR	30	VOLD Jon	28:35.55 (10)	37:58.52 (9)	47:36.23 (12)	56:47.11 (11)	1:07:01.21 (12)	1:17:21.58 (14)	1:26:41.41 (12)	1:36:02.23 (12)	1:41:48.82 (12)
					55.89	9:22.97 (14)	9:37.71 (17)	9:10.88 (7)	10:14.10 (19)	10:20.37 (18)	9:19.83 (7)	9:20.82 (11)	5:46.59 (7)
						1:19.55	2:12.92	2:41.24	4:14.05	5:34.21	5:53.33	6:04.49	6:20.38
13	208	NED	29	DEKKER Milan	29:41.46 (13)	39:05.87 (14)	48:42.53 (16)	58:25.63 (13)	1:07:58.17 (13)	1:17:20.35 (12)	1:26:45.31 (13)	1:36:05.18 (13)	1:41:57.97 (13)
					2:01.80	9:24.41 (16)	9:36.66 (16)	9:43.10 (14)	9:32.54 (13)	9:22.18 (11)	9:24.96 (8)	9:19.87 (10)	5:52.79 (10)
						2:26.90	3:19.22	4:19.76	5:11.01	5:32.98	5:57.23	6:07.44	6:29.53
14	210	UKR	40	REDKO Maksym	29:44.98 (16)	39:07.54 (16)	48:41.98 (15)	58:25.83 (14)	1:08:00.63 (14)	1:17:22.09 (15)	1:26:47.55 (14)	1:36:05.93 (14)	1:42:00.69 (14)
					2:05.32	9:22.56 (13)	9:34.44 (=13)	9:43.85 (15)	9:34.80 (16)	9:21.46 (10)	9:25.46 (9)	9:18.38 (9)	5:54.76 (11)
						2:28.57	3:18.67	4:19.96	5:13.47	5:34.72	5:59.47	6:08.19	6:32.25
15	202	ARG	1	CACERES Juan	31:02.31 (17)	40:15.54 (17)	49:47.14 (17)	59:03.14 (17)	1:08:26.32 (17)	1:17:50.33 (16)	1:27:21.95 (16)	1:37:16.79 (15)	1:43:21.27 (15)
					3:22.65	9:13.23 (11)	9:31.60 (12)	9:16.00 (10)	9:23.18 (11)	9:24.01 (13)	9:31.62 (11)	9:54.84 (15)	6:04.48 (14)
						3:36.57	4:23.83	4:57.27	5:39.16	6:02.96	6:33.87	7:19.05	7:52.83
16	203	BEL	5	COX Daan	29:42.99 (15)	39:06.88 (15)	48:41.32 (14)	58:26.78 (15)	1:08:08.96 (16)	1:17:50.69 (17)	1:27:22.53 (17)	1:37:18.12 (16)	1:43:46.50 (16)
					2:03.33	9:23.89 (15)	9:34.44 (=13)	9:45.46 (16)	9:42.18 (17)	9:41.73 (16)	9:31.84 (12)	9:55.59 (16)	6:28.38 (16)
						2:27.91	3:18.01	4:20.91	5:21.80	6:03.32	6:34.45	7:20.38	8:18.06
17	193	IRL	23	DONNELLAN Paul	29:42.58 (14)	39:02.34 (13)	48:40.41 (13)	58:29.26 (16)	1:08:02.33 (15)	1:17:21.16 (13)	1:27:14.75 (15)	1:38:25.40 (17)	1:45:37.80 (17)
					2:02.92	9:19.76 (12)	9:38.07 (18)	9:48.85 (17)	9:33.07 (14)	9:18.83 (7)	9:53.59 (17)	11:10.65 (17)	7:12.40 (17)
						2:23.37	3:17.10	4:23.39	5:15.17	5:33.79	6:26.67	8:27.66	10:09.36
18	191	POL	32	WYSZKOWSKI Igor	35:17.43 (20)	45:04.14 (20)	54:14.12 (20)	1:03:51.50 (19)	1:13:25.01 (18)	1:24:08.93 (18)	1:34:33.53 (18)		1:44:53.45 (18)
					7:37.77	9:46.71 (18)	9:09.98 (10)	9:37.38 (13)	9:33.51 (15)	10:43.92 (19)	10:24.60 (19)		9:25.01
						8:25.17	8:50.81	9:45.63	10:37.85	12:21.56	13:45.45		

-1L

Timing and Results provided by Tissot



Start Time: 17:20

Results

Race 26

Rank	Boat	NOC Code	Bib	Name	6400m	8400m	10400m	12400m	14400m	16400m	18400m	20400m	21400m	
19	195	CHN	6	DING Shengkai	31:27.39 (18)	42:03.91 (18) 10:36.52 (20)	52:55.60 (18) 10:51.69 (20)	1:03:28.80 (18) 10:33.20 (19)	1:13:35.06 (19) 10:06.26 (18)	1:25:06.69 (19) 11:31.63 (20)	1:35:29.47 (19) 10:22.78 (18)		1:45:36.05 (19)	-1L
					3:47.73	5:24.94	7:32.29	9:22.93	10:47.90	13:19.32	14:41.39		10:07.61	
20	207	JPN	26	SHIMOGAWA Hiroki	32:25.68 (19)	42:58.24 (19) 10:32.56 (19)	53:23.26 (19) 10:25.02 (19)	1:04:17.32 (20) 10:54.06 (20)	1:14:51.09 (20) 10:33.77 (20)	1:25:06.71 (20) 10:15.62 (17)	1:35:35.27 (20) 10:28.56 (20)		1:45:40.66 (20)	-1L
					4:46.02	6:19.27	7:59.95	10:11.45	12:03.93	13:19.34	14:47.19		10:12.22	



CANOE MARATHON

Women's K1 Short Distance



Entry List by Event

As of WED 6 AUG 2025

Bib ARG

2 COLLUEQUE Cecilia

Bib AUS

4 MANN Rebecca

Bib CHN

7 ZHOU Yue Xin

Bib CZE

9 MILOVA Katerina

Bib DEN

11 HOSTRUP Pernille

Bib ESP

12 BARRIOS Eva

Bib EST

14 BAUM Anette

Bib FRA

16 FOREST Mathilde

Bib GBR

18 JOHNSON Melissa

Bib GER

19 HEUSER Caroline

Bib HUN

22 KISZLI Vanda

Bib ITA

25 CICALI Susanna

Bib JPN

27 TOHDA Honami

Bib NED

28 SCHIPHORST Kitty

Bib NZL

31 KEMP Emma

Bib POR

34 SANTOS REI Maria

Bib RSA

36 HOCKLY Saskia

Bib SRB

37 BEDOCS Krisztina


Bib SVK

38 SVECOVA Romana

Bib SWE

39 ANDERSSON Melina

Note:
List of NOCs by alphabetical order.




Event Ranking

As of SAT 9 AUG 2025

Rank	NOC Code	Name	
Final			
1	SWE	ANDERSSON Melina	
2	HUN	KISZLI Vanda	
3	ITA	CICALI Susanna	
4	DEN	HOSTRUP Pernille	
5	ESP	BARRIOS Eva	
6	POR	SANTOS REI Maria	
7	CZE	MILOVA Katerina	
8	AUS	MANN Rebecca	
9	NZL	KEMP Emma	
10	SVK	SVECOVA Romana	
11	GER	HEUSER Caroline	
12	NED	SCHIPHORST Kitty	
13	GBR	JOHNSON Melissa	
14	SRB	BEDOCS Krisztina	
15	CHN	ZHOU Yue Xin	DNF
Eliminated in Heats			
16	FRA	FOREST Mathilde	
17	RSA	HOCKLY Saskia	
18	ARG	COLLUEQUE Cecilia	
19	EST	BAUM Anette	
20	JPN	TOHDA Honami	

Legend:
DNF Did Not Finish



Medallists

Medal	Name	NOC
GOLD	ANDERSSON Melina	SWE - Sweden
SILVER	KISZLI Vanda	HUN - Hungary
BRONZE	CICALI Susanna	ITA - Italy



Start List

Start Order	Boat Bib	Final Race 18 17:00
1	141 SVK 38 SVECOVA Romana	
2	142 NZL 31 KEMP Emma	
3	143 GBR 18 JOHNSON Melissa	
4	144 SRB 37 BEDOCS Krisztina	
5	145 ESP 12 BARRIOS Eva	
6	146 CHN 7 ZHOU Yue Xin	
7	147 AUS 4 MANN Rebecca	
8	148 SWE 39 ANDERSSON Melina	
9	149 HUN 22 KISZLI Vanda	
10	150 ITA 25 CICALI Susanna	
11	151 GER 19 HEUSER Caroline	
12	152 DEN 11 HOSTRUP Pernille	
13	153 POR 34 SANTOS REI Maria	
14	154 CZE 9 MILOVA Katerina	
15	155 NED 28 SCHIPHORST Kitty	




SAT 9 AUG 2025

Start Time: 16:58

Results

Race 18

Rank	Boat	NOC Code	Bib	Name	1400m		2400m		3400m	
1	148	SWE	39	ANDERSSON Melina	6:19.32	(1)	10:54.96	(1)	15:20.64	(1)
							4:35.64	(1)	4:25.68	(1)
2	149	HUN	22	KISZLI Vanda	6:21.10	(3)	10:57.87	(2)	15:36.86	(2)
					1.78		4:36.77	(2)	4:38.99	(2)
							2.91		16.22	
3	150	ITA	25	CICALI Susanna	6:20.96	(2)	11:04.66	(3)	15:43.79	(3)
					1.64		4:43.70	(3)	4:39.13	(3)
							9.70		23.15	
4	152	DEN	11	HOSTRUP Pernille	6:22.89	(4)	11:20.78	(4)	16:05.49	(4)
					3.57		4:57.89	(9)	4:44.71	(7)
							25.82		44.85	
5	145	ESP	12	BARRIOS Eva	6:27.02	(5)	11:21.19	(5)	16:06.01	(5)
					7.70		4:54.17	(6)	4:44.82	(8)
							26.23		45.37	
6	153	POR	34	SANTOS REI Maria	6:31.78	(8)	11:22.72	(6)	16:07.97	(6)
					12.46		4:50.94	(4)	4:45.25	(10)
							27.76		47.33	
7	154	CZE	9	MILOVA Katerina	6:30.44	(7)	11:26.07	(7)	16:08.57	(7)
					11.12		4:55.63	(7)	4:42.50	(4)
							31.11		47.93	
8	147	AUS	4	MANN Rebecca	6:27.73	(6)	11:27.38	(8)	16:12.40	(8)
					8.41		4:59.65	(11)	4:45.02	(9)
							32.42		51.76	
9	142	NZL	31	KEMP Emma	6:39.20	(11)	11:36.59	(10)	16:20.01	(9)
					19.88		4:57.39	(8)	4:43.42	(6)
							41.63		59.37	
10	141	SVK	38	SVECOVA Romana	6:44.36	(12)	11:38.52	(11)	16:21.27	(10)
					25.04		4:54.16	(5)	4:42.75	(5)
							43.56		1:00.63	
11	151	GER	19	HEUSER Caroline	6:36.09	(9)	11:35.08	(9)	16:24.34	(11)
					16.77		4:58.99	(10)	4:49.26	(11)
							40.12		1:03.70	
12	155	NED	28	SCHIPHORST Kitty	6:37.93	(10)	11:38.69	(12)	16:28.91	(12)
					18.61		5:00.76	(13)	4:50.22	(12)
							43.73		1:08.27	
13	143	GBR	18	JOHNSON Melissa	6:51.67	(13)	11:52.04	(13)	16:46.89	(13)
					32.35		5:00.37	(12)	4:54.85	(13)
							57.08		1:26.25	
14	144	SRB	37	BEDOCS Krisztina	6:53.32	(14)	12:01.22	(14)	17:10.11	(14)
					34.00		5:07.90	(14)	5:08.89	(14)
							1:06.26		1:49.47	
	146	CHN	7	ZHOU Yue Xin					DNF	



Start Time: 16:58

Results

Race 18


Legend:
DNF Did Not Finish



Start List

Start Order	Boat Bib	Heat 1 Race 3 9:20	Boat Bib	Heat 2 Race 4 9:50
1	101	CHN 7 ZHOU Yue Xin	111	CZE 9 MILOVA Katerina
2	102	DEN 11 HOSTRUP Pernille	112	ESP 12 BARRIOS Eva
3	103	ARG 2 COLLUEQUE Cecilia	113	NZL 31 KEMP Emma
4	104	JPN 27 TOHDA Honami	114	SWE 39 ANDERSSON Melina
5	105	ITA 25 CICALI Susanna	115	RSA 36 HOCKLY Saskia
6	106	HUN 22 KISZLI Vanda	116	GER 19 HEUSER Caroline
7	107	SRB 37 BEDOCS Krisztina	117	NED 28 SCHIPHORST Kitty
8	108	GBR 18 JOHNSON Melissa	118	SVK 38 SVECOVA Romana
9	109	FRA 16 FOREST Mathilde	119	POR 34 SANTOS REI Maria
10	110	EST 14 BAUM Anette	120	AUS 4 MANN Rebecca

Progression System: **Fastest 5 in each heat and 5 next best times qualify to Final.**



SAT 9 AUG 2025

Results

Start Time: 9:21

Race 3

Rank	Boat	NOC Code	Bib	Name	1400m		2400m		3400m		
1	106	HUN	22	KISZLI Vanda	6:38.38	(1)	11:28.58 4:50.20	(1) (2)	16:17.16 4:48.58	(1) (3)	F
2	105	ITA	25	CICALI Susanna	6:38.49	(2)	11:28.70 4:50.21 0.11	(2) (3)	16:18.02 4:49.32 0.86	(2) (5)	F
3	101	CHN	7	ZHOU Yue Xin	6:43.83	(5)	11:35.92 4:52.09 5.45	(4) (4)	16:21.72 4:45.80 4.56	(3) (1)	F
4	102	DEN	11	HOSTRUP Pernille	6:40.28	(3)	11:30.43 4:50.15 1.90	(3) (1)	16:31.26 5:00.83 14.10	(4) (6)	F
5	107	SRB	37	BEDOCS Krisztina	6:42.28	(4)	11:47.18 5:04.90 3.90	(5) (6)	16:35.83 4:48.65 18.67	(5) (4)	F
6	108	GBR	18	JOHNSON Melissa	6:53.20	(6)	11:49.74 4:56.54 14.82	(6) (5)	16:36.77 4:47.03 19.61	(6) (2)	F
7	109	FRA	16	FOREST Mathilde	7:02.56	(7)	12:09.40 5:06.84 24.18	(7) (7)	17:18.97 5:09.57 1:01.81	(7) (7)	X
8	103	ARG	2	COLLUEQUE Cecilia	7:03.96	(9)	12:18.54 5:14.58 25.58	(8) (8)	17:36.85 5:18.31 1:19.69	(8) (9)	X
9	110	EST	14	BAUM Anette	7:03.52	(8)	12:23.18 5:19.66 25.14	(9) (9)	17:38.22 5:15.04 1:21.06	(9) (8)	X
10	104	JPN	27	TOHDA Honami	7:56.88	(10)	13:50.10 5:53.22 1:18.50	(10) (10)	19:37.73 5:47.63 3:20.57	(10) (10)	X

Progression System **Fastest 5 in each heat and 5 next best times qualify to Final.**

Legend:
F Qualified for Final X Eliminated



SAT 9 AUG 2025

Results

Start Time: 9:50

Race 4

Rank	Boat	NOC Code	Bib	Name	1400m		2400m		3400m		
1	114	SWE	39	ANDERSSON Melina	6:31.24	(1)	11:17.54	(1)	16:07.90	(1)	F
							4:46.30	(2)	4:50.36	(2)	
2	120	AUS	4	MANN Rebecca	6:34.14	(3)	11:17.98	(2)	16:17.87	(2)	F
					2.90		4:43.84	(1)	4:59.89	(9)	
							0.44		9.97		
3	116	GER	19	HEUSER Caroline	6:35.91	(4)	11:30.12	(3)	16:28.49	(3)	F
					4.67		4:54.21	(3)	4:58.37	(8)	
							12.58		20.59		
4	112	ESP	12	BARRIOS Eva	6:33.61	(2)	11:31.86	(4)	16:29.60	(4)	F
					2.37		4:58.25	(5)	4:57.74	(7)	
							14.32		21.70		
5	119	POR	34	SANTOS REI Maria	6:39.48	(5)	11:40.27	(5)	16:36.46	(5)	F
					8.24		5:00.79	(9)	4:56.19	(6)	
							22.73		28.56		
6	111	CZE	9	MILOVA Katerina	6:47.71	(7)	11:46.11	(7)	16:37.20	(6)	F
					16.47		4:58.40	(6)	4:51.09	(3)	
							28.57		29.30		
7	113	NZL	31	KEMP Emma	6:49.25	(9)	11:45.72	(6)	16:37.25	(7)	F
					18.01		4:56.47	(4)	4:51.53	(4)	
							28.18		29.35		
8	117	NED	28	SCHIPHORST Kitty	6:48.67	(8)	11:47.87	(8)	16:40.50	(8)	F
					17.43		4:59.20	(7)	4:52.63	(5)	
							30.33		32.60		
9	118	SVK	38	SVECOVA Romana	6:50.68	(10)	11:51.21	(9)	16:40.53	(9)	F
					19.44		5:00.53	(8)	4:49.32	(1)	
							33.67		32.63		
10	115	RSA	36	HOCKLY Saskia	6:43.46	(6)	11:51.78	(10)	17:28.48	(10)	X
					12.22		5:08.32	(10)	5:36.70	(10)	
							34.24		1:20.58		


Progression System **Fastest 5 in each heat and 5 next best times qualify to Final.**

Legend:
F Qualified for Final X Eliminated



CANOE MARATHON

Women's K1 Long Distance



Entry List by Event

As of WED 6 AUG 2025

Bib ARG

2 COLLUEQUE Cecilia

Bib AUS

4 MANN Rebecca

Bib CHN

7 ZHOU Yue Xin

Bib CZE

9 MILOVA Katerina

Bib DEN

11 HOSTRUP Pernille

Bib ESP

12 BARRIOS Eva

Bib EST

14 BAUM Anette

Bib FRA

16 FOREST Mathilde

Bib GBR

18 JOHNSON Melissa

Bib GER

19 HEUSER Caroline

Bib HUN

22 KISZLI Vanda

Bib ITA

25 CICALI Susanna

Bib JPN

27 TOHDA Honami

Bib NED

28 SCHIPHORST Kitty

Bib NZL

31 KEMP Emma

Bib POR

34 SANTOS REI Maria

Bib RSA

36 HOCKLY Saskia

Bib SRB

37 BEDOCS Krisztina


Bib SVK

38 SVECOVA Romana

Bib SWE

39 ANDERSSON Melina

Note:
List of NOCs by alphabetical order.



Event Ranking


As of SUN 10 AUG 2025

Rank	NOC Code	Name	
Final			
1	SWE	ANDERSSON Melina	
2	HUN	KISZLI Vanda	
3	DEN	HOSTRUP Pernille	
4	POR	SANTOS REI Maria	
5	CZE	MILOVA Katerina	
6	ESP	BARRIOS Eva	
7	CHN	ZHOU Yue Xin	
8	AUS	MANN Rebecca	
9	RSA	HOCKLY Saskia	
10	NED	SCHIPHORST Kitty	
11	SVK	SVECOVA Romana	
12	GER	HEUSER Caroline	
13	NZL	KEMP Emma	
14	GBR	JOHNSON Melissa	
15	EST	BAUM Anette	LAP
16	FRA	FOREST Mathilde	LAP
17	ARG	COLLUEQUE Cecilia	LAP
18	ITA	CICALI Susanna	DNF
18	SRB	BEDOCS Krisztina	DNF
	JPN	TOHDA Honami	DNS

Legend:

DNF Did Not Finish **DNS** Did Not Start

Timing and Results provided by Tissot




Medallists

Medal	Name	NOC
GOLD	ANDERSSON Melina	SWE - Sweden
SILVER	KISZLI Vanda	HUN - Hungary
BRONZE	HOSTRUP Pernille	DEN - Denmark



Start List

Start Order	Boat Bib	Final Race 25 15:15
1	171 SVK 38 SVECOVA Romana	
2	172 JPN 27 TOHDA Honami	
3	173 FRA 16 FOREST Mathilde	
4	174 CZE 9 MILOVA Katerina	
5	175 POR 34 SANTOS REI Maria	
6	176 DEN 11 HOSTRUP Pernille	
7	177 ARG 2 COLLUEQUE Cecilia	
8	178 ITA 25 CICALI Susanna	
9	179 SWE 39 ANDERSSON Melina	
10	180 RSA 36 HOCKLY Saskia	
11	181 GBR 18 JOHNSON Melissa	
12	182 CHN 7 ZHOU Yue Xin	
13	183 AUS 4 MANN Rebecca	
14	184 NZL 31 KEMP Emma	
15	185 EST 14 BAUM Anette	
16	186 NED 28 SCHIPHORST Kitty	
17	187 SRB 37 BEDOCS Krisztina	
18	188 GER 19 HEUSER Caroline	
19	189 ESP 12 BARRIOS Eva	
20	190 HUN 22 KISZLI Vanda	



Start Time: 15:14


Results

Race 25

REVISED
10 AUG 17:36

Rank	Boat	NOC Code	Bib	Name	6400m	8400m	10400m	12400m	14400m	16400m	18400m	20400m	21400m
1	179	SWE	39	ANDERSSON Melina	30:21.67 (1)	40:11.58 (1) 9:49.91 (3)	50:14.35 (1) 10:02.77 (2)	1:00:30.57 (1) 10:16.22 (2)	1:10:58.58 (1) 10:28.01 (1)	1:21:30.83 (1) 10:32.25 (1)	1:31:46.30 (1) 10:15.47 (1)	1:41:48.56 (1) 10:02.26 (1)	1:48:11.11 (1) 6:22.55 (1)
2	190	HUN	22	KISZLI Vanda	30:23.51 (3) 1.84	40:12.46 (2) 9:48.95 (2) 0.88	50:15.13 (2) 10:02.67 (1) 0.78	1:00:31.11 (2) 10:15.98 (1) 0.54	1:10:59.39 (2) 10:28.28 (2) 0.81	1:21:33.70 (2) 10:34.31 (3) 2.87	1:32:10.92 (2) 10:37.22 (3) 24.62	1:43:01.19 (2) 10:50.27 (7) 1:12.63	1:49:54.75 (2) 6:53.56 (9) 1:43.64
3	176	DEN	11	HOSTRUP Pernille	31:12.48 (11) 50.81	41:11.42 (6) 9:58.94 (4) 59.84	51:30.46 (7) 10:19.04 (4) 1:16.11	1:02:12.62 (4) 10:42.16 (4) 1:42.05	1:12:48.47 (3) 10:35.85 (5) 1:49.89	1:23:25.05 (3) 10:36.58 (4) 1:54.22	1:34:05.18 (4) 10:40.13 (6) 2:18.88	1:44:40.23 (3) 10:35.05 (2) 2:51.67	1:51:16.60 (3) 6:36.37 (2) 3:05.49
4	175	POR	34	SANTOS REI Maria	30:27.55 (5) 5.88	40:50.95 (5) 10:23.40 (10) 39.37	51:26.39 (5) 10:35.44 (10) 1:12.04	1:02:10.95 (3) 10:44.56 (6) 1:40.38	1:12:48.79 (4) 10:37.84 (6) 1:50.21	1:23:27.51 (4) 10:38.72 (5) 1:56.68	1:34:03.07 (3) 10:35.56 (2) 2:16.77	1:44:43.57 (4) 10:40.50 (4) 2:55.01	1:51:23.75 (4) 6:40.18 (3) 3:12.64
5	174	CZE	9	MILOVA Katerina	30:56.55 (=8) 34.88	41:14.44 (8) 10:17.89 (6) 1:02.86	51:26.42 (6) 10:11.98 (3) 1:12.07	1:02:20.98 (8) 10:54.56 (11) 1:50.41	1:12:54.79 (7) 10:33.81 (3) 1:56.21	1:23:28.28 (5) 10:33.49 (2) 1:57.45	1:34:05.83 (5) 10:37.55 (5) 2:19.53	1:44:50.01 (5) 10:44.18 (5) 3:01.45	1:51:36.77 (5) 6:46.76 (6) 3:25.66
6	189	ESP	12	BARRIOS Eva	30:25.40 (4) 3.73	40:44.76 (3) 10:19.36 (7) 33.18	51:24.01 (3) 10:39.25 (13) 1:09.66	1:02:16.15 (6) 10:52.14 (9) 1:45.58	1:12:50.72 (5) 10:34.57 (4) 1:52.14	1:23:31.55 (6) 10:40.83 (6) 2:00.72	1:34:23.87 (6) 10:52.32 (8) 2:37.57	1:45:00.97 (6) 10:37.10 (3) 3:12.41	1:51:53.84 (6) 6:52.87 (8) 3:42.73
7	182	CHN	7	ZHOU Yue Xin	31:06.27 (10) 44.60	41:12.61 (7) 10:06.34 (5) 1:01.03	51:40.02 (8) 10:27.41 (5) 1:25.67	1:02:19.15 (7) 10:39.13 (3) 1:48.58	1:13:00.65 (8) 10:41.50 (8) 2:02.07	1:24:02.81 (7) 11:02.16 (8) 2:31.98	1:34:52.66 (8) 10:49.85 (7) 3:06.36	1:45:40.35 (7) 10:47.69 (6) 3:51.79	1:52:21.84 (7) 6:41.49 (4) 4:10.73
8	183	AUS	4	MANN Rebecca	30:54.14 (7) 32.47	41:14.84 (9) 10:20.70 (9) 1:03.26	51:47.19 (9) 10:32.35 (6) 1:32.84	1:02:30.03 (9) 10:42.84 (5) 1:59.46	1:13:21.56 (9) 10:51.53 (9) 2:22.98	1:24:11.63 (8) 10:50.07 (7) 2:40.80	1:34:49.16 (7) 10:37.53 (4) 3:02.86	1:45:41.20 (8) 10:52.04 (9) 3:52.64	1:52:24.56 (8) 6:43.36 (5) 4:13.45
9	180	RSA	36	HOCKLY Saskia	30:28.48 (6) 6.81	40:48.00 (4) 10:19.52 (8) 36.42	51:25.12 (4) 10:37.12 (12) 1:10.77	1:02:14.44 (5) 10:49.32 (7) 1:43.87	1:12:53.26 (6) 10:38.82 (7) 1:54.68	1:24:47.96 (9) 11:54.70 (16) 3:17.13	1:35:55.80 (9) 11:07.84 (11) 4:09.50	1:47:15.34 (9) 11:19.54 (12) 5:26.78	1:54:18.72 (9) 7:03.38 (11) 6:07.61

Timing and Results provided by Tissot



Start Time: 15:14

Results

Race 25

REVISED
10 AUG 17:36

Rank	Boat	NOC Code	Bib	Name	6400m		8400m		10400m		12400m		14400m		16400m		18400m		20400m		21400m	
10	186	NED	28	SCHIPHORST Kitty	31:46.74	(13)	42:28.08	(13)	53:01.54	(11)	1:03:58.83	(10)	1:14:57.40	(10)	1:26:01.70	(10)	1:36:55.04	(10)	1:47:46.36	(10)	1:54:39.07	(10)
					1:25.07		10:41.34	(13)	10:33.46	(8)	10:57.29	(12)	10:58.57	(10)	11:04.30	(10)	10:53.34	(9)	10:51.32	(8)	6:52.71	(7)
						2:16.50		2:47.19		3:28.26		3:58.82		4:30.87		5:08.74		5:57.80		6:27.96		
11	171	SVK	38	SVECOVA Romana	31:49.11	(16)	42:29.53	(=14)	53:06.46	(13)	1:03:59.86	(12)	1:14:59.13	(12)	1:26:03.19	(11)	1:36:59.28	(11)	1:48:13.25	(11)	1:55:13.06	(11)
					1:27.44		10:40.42	(12)	10:36.93	(11)	10:53.40	(10)	10:59.27	(11)	11:04.06	(9)	10:56.09	(10)	11:13.97	(11)	6:59.81	(10)
						2:17.95		2:52.11		3:29.29		4:00.55		4:32.36		5:12.98		6:24.69		7:01.95		
12	188	GER	19	HEUSER Caroline	31:23.44	(12)	42:12.43	(10)	53:23.01	(14)	1:04:13.98	(14)	1:15:25.96	(13)	1:26:39.17	(12)	1:38:20.42	(12)	1:49:46.71	(12)	1:57:02.34	(12)
					1:01.77		10:48.99	(15)	11:10.58	(15)	10:50.97	(8)	11:11.98	(13)	11:13.21	(11)	11:41.25	(13)	11:26.29	(13)	7:15.63	(12)
						2:00.85		3:08.66		3:43.41		4:27.38		5:08.34		6:34.12		7:58.15		8:51.23		
13	184	NZL	31	KEMP Emma	32:52.67	(17)	43:46.81	(17)	54:38.69	(15)	1:05:39.36	(15)	1:17:16.65	(14)	1:28:40.50	(13)	1:39:50.32	(13)	1:50:49.71	(13)	1:58:08.33	(13)
					2:31.00		10:54.14	(16)	10:51.88	(14)	11:00.67	(15)	11:37.29	(16)	11:23.85	(12)	11:09.82	(12)	10:59.39	(10)	7:18.62	(13)
						3:35.23		4:24.34		5:08.79		6:18.07		7:09.67		8:04.02		9:01.15		9:57.22		
14	181	GBR	18	JOHNSON Melissa	31:48.55	(15)	42:28.06	(12)	53:01.01	(10)	1:03:59.64	(11)	1:14:59.05	(11)	1:29:18.22	(14)	1:41:44.13	(14)			2:01:12.04	(14)
					1:26.88		10:39.51	(11)	10:32.95	(7)	10:58.63	(13)	10:59.41	(12)	14:19.17	(17)	12:25.91	(14)			13:00.93	
						2:16.48		2:46.66		3:29.07		4:00.47		7:47.39		9:57.83						
15	185	EST	14	BAUM Anette	30:56.55	(=8)	45:12.46	(19)	56:34.54	(17)	1:08:15.05	(17)	1:19:54.64	(16)	1:31:35.91	(16)					1:49:57.04	(15)
					34.88		14:15.91	(19)	11:22.08	(17)	11:40.51	(17)	11:39.59	(17)	11:41.27	(14)					1:45.93	
						5:00.88		6:20.19		7:44.48		8:56.06		10:05.08								
16	173	FRA	16	FOREST Mathilde	33:35.77	(18)	44:44.11	(18)	56:05.53	(16)	1:07:36.40	(16)	1:19:12.37	(15)	1:30:37.90	(15)					1:50:28.69	(16)
					3:14.10		11:08.34	(17)	11:21.42	(16)	11:30.87	(16)	11:35.97	(14)	11:25.53	(13)					2:17.58	
						4:32.53		5:51.18		7:05.83		8:13.79		9:07.07								
17	177	ARG	2	COLLUEQUE Cecilia	33:37.17	(19)	42:29.53	(=14)	56:35.49	(18)	1:08:19.44	(18)	1:19:56.16	(17)	1:31:47.32	(17)					1:51:43.71	(17)
					3:15.50		8:52.36	(1)	14:05.96	(18)	11:43.95	(18)	11:36.72	(15)	11:51.16	(15)					3:32.60	
						2:17.95		6:21.14		7:48.87		8:57.58		10:16.49								
	178	ITA	25	CICALI Susanna	30:23.13	(2)	42:12.58	(11)														DNF
					1.46		11:49.45	(18)	2:01.00													

Timing and Results provided by Tissot



Start Time: 15:14

Results

Race 25

REVISED
10 AUG 17:36

Rank	Boat	NOC Code	Bib	Name	6400m	8400m	10400m	12400m	14400m	16400m	18400m	20400m	21400m	
187	SRB	37	BEDOC	Krisztina	31:48.33 (14)	42:29.93 (16)	53:03.88 (12)	1:04:03.44 (13)						DNF
					1:26.66	2:18.35	2:49.53	3:32.87						
172	JPN	27	TOHDA	Honami										DNS

Legend:

=

Equal sign indicates that two or more athletes share the same secondary rank

DNF

Did Not Finish

DNS

Did Not Start



TWG
2025
CHENGDU



CANOE POLO

RESULTS BOOK

TABLE OF CONTENTS



11	Canoe Polo	1226
11.1	Table of Contents	1227
11.2	Competition Schedule	1235
11.3	Daily Schedule	1236
11.3.1	Daily Schedule - 13 Aug 2025	1236
11.3.2	Daily Schedule - 14 Aug 2025	1237
11.3.3	Daily Schedule - 15 Aug 2025	1238
11.3.4	Daily Schedule - 16 Aug 2025	1239
11.4	Results Summary	1240
11.4.1	Results Summary - 13 Aug 2025	1240
11.4.2	Results Summary - 14 Aug 2025	1241
11.4.3	Results Summary - 15 Aug 2025	1242
11.4.4	Results Summary - 16 Aug 2025	1243
11.5	Medallists by Event	1244
11.6	Medal Standings	1246
11.7	Men	1247
11.7.1	Team Roster	1248
11.7.1.1	Team Roster - CHN	1248
11.7.1.2	Team Roster - DEN	1249
11.7.1.3	Team Roster - ESP	1250
11.7.1.4	Team Roster - FRA	1251
11.7.1.5	Team Roster - GBR	1252
11.7.1.6	Team Roster - GER	1253
11.7.1.7	Team Roster - ITA	1254
11.7.1.8	Team Roster - POL	1255
11.7.2	Tournament Summary	1256
11.7.3	Cumulative Statistics	1257
11.7.3.1	Cumulative Statistics - CHN	1257
11.7.3.2	Cumulative Statistics - DEN	1258
11.7.3.3	Cumulative Statistics - ESP	1259
11.7.3.4	Cumulative Statistics - FRA	1260
11.7.3.5	Cumulative Statistics - GBR	1261
11.7.3.6	Cumulative Statistics - GER	1262
11.7.3.7	Cumulative Statistics - ITA	1263
11.7.3.8	Cumulative Statistics - POL	1264
11.7.4	Overall Team Statistics	1265
11.7.5	Top Scorer	1266

RESULTS BOOK

TABLE OF CONTENTS

11.7.6	Medallists	1267
11.7.7	Finals	1268
11.7.7.1	7th Place Game #M19	1268
11.7.7.1.1	Start List POL - CHN	1268
11.7.7.1.2	Results POL - CHN	1269
11.7.7.2	5th Place Game #M20	1270
11.7.7.2.1	Start List FRA - ESP	1270
11.7.7.2.2	Results FRA - ESP	1271
11.7.7.3	Bronze Medal Game #M23	1272
11.7.7.3.1	Start List GBR - DEN	1272
11.7.7.3.2	Results GBR - DEN	1273
11.7.7.4	Gold Medal Game #M24	1274
11.7.7.4.1	Start List GER - ITA	1274
11.7.7.4.2	Results GER - ITA	1275
11.7.8	Semifinals	1276
11.7.8.1	Game #M21	1276
11.7.8.1.1	Start List GER - GBR	1276
11.7.8.1.2	Results GER - GBR	1277
11.7.8.2	Game #M22	1278
11.7.8.2.1	Start List DEN - ITA	1278
11.7.8.2.2	Results DEN - ITA	1279
11.7.9	Consolation Semifinals 5-8	1280
11.7.9.1	Game #M17	1280
11.7.9.1.1	Start List POL - FRA	1280
11.7.9.1.2	Results POL - FRA	1281
11.7.9.2	Game #M18	1282
11.7.9.2.1	Start List CHN - ESP	1282
11.7.9.2.2	Results CHN - ESP	1283
11.7.10	Quarterfinals	1284
11.7.10.1	Game #M13	1284
11.7.10.1.1	Start List GER - POL	1284
11.7.10.1.2	Results GER - POL	1285
11.7.10.2	Game #M14	1286
11.7.10.2.1	Start List DEN - CHN	1286
11.7.10.2.2	Results DEN - CHN	1287
11.7.10.3	Game #M15	1288
11.7.10.3.1	Start List ITA - ESP	1288
11.7.10.3.2	Results ITA - ESP	1289
11.7.10.4	Game #M16	1290
11.7.10.4.1	Start List FRA - GBR	1290
11.7.10.4.2	Results FRA - GBR	1291
11.7.11	Preliminary Round - Group B	1292
11.7.11.1	Game #M03	1292
11.7.11.1.1	Start List FRA - ESP	1292

RESULTS BOOK

TABLE OF CONTENTS

11.7.11.1.2	Results FRA - ESP	1293
11.7.11.2	Game #M04	1294
11.7.11.2.1	Start List DEN - POL	1294
11.7.11.2.2	Results DEN - POL	1295
11.7.11.3	Game #M07	1296
11.7.11.3.1	Start List FRA - DEN	1296
11.7.11.3.2	Results FRA - DEN	1297
11.7.11.4	Game #M08	1298
11.7.11.4.1	Start List ESP - POL	1298
11.7.11.4.2	Results ESP - POL	1299
11.7.11.5	Game #M11	1300
11.7.11.5.1	Start List FRA - POL	1300
11.7.11.5.2	Results FRA - POL	1301
11.7.11.6	Game #M12	1302
11.7.11.6.1	Start List DEN - ESP	1302
11.7.11.6.2	Results DEN - ESP	1303
11.7.12	Preliminary Round - Group A	1304
11.7.12.1	Game #M01	1304
11.7.12.1.1	Start List GER - ITA	1304
11.7.12.1.2	Results GER - ITA	1305
11.7.12.2	Game #M02	1306
11.7.12.2.1	Start List GBR - CHN	1306
11.7.12.2.2	Results GBR - CHN	1307
11.7.12.3	Game #M05	1308
11.7.12.3.1	Start List GER - GBR	1308
11.7.12.3.2	Results GER - GBR	1309
11.7.12.4	Game #M06	1310
11.7.12.4.1	Start List ITA - CHN	1310
11.7.12.4.2	Results ITA - CHN	1311
11.7.12.5	Game #M09	1312
11.7.12.5.1	Start List GER - CHN	1312
11.7.12.5.2	Results GER - CHN	1313
11.7.12.6	Game #M10	1314
11.7.12.6.1	Start List GBR - ITA	1314
11.7.12.6.2	Results GBR - ITA	1315
11.8	Women	1316
11.8.1	Team Roster	1317
11.8.1.1	Team Roster - CHN	1317
11.8.1.2	Team Roster - DEN	1318
11.8.1.3	Team Roster - ESP	1319
11.8.1.4	Team Roster - GER	1320
11.8.1.5	Team Roster - IRI	1321
11.8.1.6	Team Roster - ITA	1322
11.8.1.7	Team Roster - NED	1323

RESULTS BOOK

TABLE OF CONTENTS

11.8.1.8	Team Roster - NZL	1324
11.8.2	Tournament Summary	1325
11.8.3	Cumulative Statistics	1326
11.8.3.1	Cumulative Statistics - CHN	1326
11.8.3.2	Cumulative Statistics - DEN	1327
11.8.3.3	Cumulative Statistics - ESP	1328
11.8.3.4	Cumulative Statistics - GER	1329
11.8.3.5	Cumulative Statistics - IRI	1330
11.8.3.6	Cumulative Statistics - ITA	1331
11.8.3.7	Cumulative Statistics - NED	1332
11.8.3.8	Cumulative Statistics - NZL	1333
11.8.4	Overall Team Statistics	1334
11.8.5	Top Scorer	1335
11.8.6	Medallists	1336
11.8.7	Finals	1337
11.8.7.1	7th Place Game #W19	1337
11.8.7.1.1	Start List IRI - CHN	1337
11.8.7.1.2	Results IRI - CHN	1338
11.8.7.2	5th Place Game #W20	1339
11.8.7.2.1	Start List DEN - ESP	1339
11.8.7.2.2	Results DEN - ESP	1340
11.8.7.3	Bronze Medal Game #W23	1341
11.8.7.3.1	Start List ITA - NED	1341
11.8.7.3.2	Results ITA - NED	1342
11.8.7.4	Gold Medal Game #W24	1343
11.8.7.4.1	Start List GER - NZL	1343
11.8.7.4.2	Results GER - NZL	1344
11.8.8	Semifinals	1345
11.8.8.1	Game #W21	1345
11.8.8.1.1	Start List GER - ITA	1345
11.8.8.1.2	Results GER - ITA	1346
11.8.8.2	Game #W22	1347
11.8.8.2.1	Start List NED - NZL	1347
11.8.8.2.2	Results NED - NZL	1348
11.8.9	Consolation Semifinals 5-8	1349
11.8.9.1	Game #W17	1349
11.8.9.1.1	Start List DEN - IRI	1349
11.8.9.1.2	Results DEN - IRI	1350
11.8.9.2	Game #W18	1351
11.8.9.2.1	Start List CHN - ESP	1351
11.8.9.2.2	Results CHN - ESP	1352
11.8.10	Quarterfinals	1353
11.8.10.1	Game #W13	1353
11.8.10.1.1	Start List GER - DEN	1353

RESULTS BOOK

TABLE OF CONTENTS

11.8.10.1.2	Results GER - DEN	1354
11.8.10.2	Game #W14	1355
11.8.10.2.1	Start List NED - CHN	1355
11.8.10.2.2	Results NED - CHN	1356
11.8.10.3	Game #W15	1357
11.8.10.3.1	Start List NZL - ESP	1357
11.8.10.3.2	Results NZL - ESP	1358
11.8.10.4	Game #W16	1359
11.8.10.4.1	Start List ITA - IRI	1359
11.8.10.4.2	Results ITA - IRI	1360
11.8.11	Preliminary Round - Group B	1361
11.8.11.1	Game #W03	1361
11.8.11.1.1	Start List ITA - ESP	1361
11.8.11.1.2	Results ITA - ESP	1362
11.8.11.2	Game #W04	1363
11.8.11.2.1	Start List NED - DEN	1363
11.8.11.2.2	Results NED - DEN	1364
11.8.11.3	Game #W07	1365
11.8.11.3.1	Start List ITA - NED	1365
11.8.11.3.2	Results ITA - NED	1366
11.8.11.4	Game #W08	1367
11.8.11.4.1	Start List ESP - DEN	1367
11.8.11.4.2	Results ESP - DEN	1368
11.8.11.5	Game #W11	1369
11.8.11.5.1	Start List ITA - DEN	1369
11.8.11.5.2	Results ITA - DEN	1370
11.8.11.6	Game #W12	1371
11.8.11.6.1	Start List NED - ESP	1371
11.8.11.6.2	Results NED - ESP	1372
11.8.12	Preliminary Round - Group A	1373
11.8.12.1	Game #W01	1373
11.8.12.1.1	Start List NZL - GER	1373
11.8.12.1.2	Results NZL - GER	1374
11.8.12.2	Game #W02	1375
11.8.12.2.1	Start List IRI - CHN	1375
11.8.12.2.2	Results IRI - CHN	1376
11.8.12.3	Game #W05	1377
11.8.12.3.1	Start List NZL - IRI	1377
11.8.12.3.2	Results NZL - IRI	1378
11.8.12.4	Game #W06	1379
11.8.12.4.1	Start List GER - CHN	1379
11.8.12.4.2	Results GER - CHN	1380
11.8.12.5	Game #W09	1381
11.8.12.5.1	Start List NZL - CHN	1381

RESULTS BOOK

TABLE OF CONTENTS

11.8.12.5.2	Results NZL - CHN	1382
11.8.12.6	Game #W10	1383
11.8.12.6.1	Start List IRI - GER	1383
11.8.12.6.2	Results IRI - GER	1384



Competition Schedule

As of SAT 16 AUG 2025

Date	Start Time	Teams	Event	Game Number	Phase
WED 13 AUG	11:00	NZL - GER	Women	1	Preliminary Round - Group A
	11:40	IRI - CHN	Women	2	Preliminary Round - Group A
	12:20	ITA - ESP	Women	3	Preliminary Round - Group B
	13:00	NED - DEN	Women	4	Preliminary Round - Group B
	13:40	GER - ITA	Men	1	Preliminary Round - Group A
	14:20	GBR - CHN	Men	2	Preliminary Round - Group A
	15:00	FRA - ESP	Men	3	Preliminary Round - Group B
	15:40	DEN - POL	Men	4	Preliminary Round - Group B
	18:00	NZL - IRI	Women	5	Preliminary Round - Group A
	18:40	GER - CHN	Women	6	Preliminary Round - Group A
	19:20	ITA - NED	Women	7	Preliminary Round - Group B
	20:00	ESP - DEN	Women	8	Preliminary Round - Group B
THU 14 AUG	11:00	GER - GBR	Men	5	Preliminary Round - Group A
	11:40	ITA - CHN	Men	6	Preliminary Round - Group A
	12:20	FRA - DEN	Men	7	Preliminary Round - Group B
	13:00	ESP - POL	Men	8	Preliminary Round - Group B
	13:40	NZL - CHN	Women	9	Preliminary Round - Group A
	14:20	IRI - GER	Women	10	Preliminary Round - Group A
	15:00	ITA - DEN	Women	11	Preliminary Round - Group B
	15:40	NED - ESP	Women	12	Preliminary Round - Group B
	18:00	GER - CHN	Men	9	Preliminary Round - Group A
	18:40	GBR - ITA	Men	10	Preliminary Round - Group A
	19:20	FRA - POL	Men	11	Preliminary Round - Group B
	20:00	DEN - ESP	Men	12	Preliminary Round - Group B
FRI 15 AUG	11:00	GER - DEN	Women	13	Quarterfinal
	11:40	NED - CHN	Women	14	Quarterfinal
	12:20	NZL - ESP	Women	15	Quarterfinal
	13:00	ITA - IRI	Women	16	Quarterfinal
	13:40	GER - POL	Men	13	Quarterfinal
	14:20	DEN - CHN	Men	14	Quarterfinal
	15:00	ITA - ESP	Men	15	Quarterfinal
	15:40	FRA - GBR	Men	16	Quarterfinal
	18:00	DEN - IRI	Women	17	Consolation Semifinal 5-8
	18:40	CHN - ESP	Women	18	Consolation Semifinal 5-8
	19:20	POL - FRA	Men	17	Consolation Semifinal 5-8
	20:00	CHN - ESP	Men	18	Consolation Semifinal 5-8
SAT 16 AUG	11:00	IRI - CHN	Women	19	7th Place Game
	11:40	POL - CHN	Men	19	7th Place Game
	12:20	GER - ITA	Women	21	Semifinal
	13:00	NED - NZL	Women	22	Semifinal
	13:40	GER - GBR	Men	21	Semifinal
	14:20	DEN - ITA	Men	22	Semifinal
	16:40	DEN - ESP	Women	20	5th Place Game
	17:20	FRA - ESP	Men	20	5th Place Game
	18:00	ITA - NED	Women	23	Bronze Medal Game
	18:40	GBR - DEN	Men	23	Bronze Medal Game
	19:20	GER - NZL	Women	24	Gold Medal Game
	20:00	GER - ITA	Men	24	Gold Medal Game



WED 13 AUG 2025

Daily Schedule

Start Time	Teams	Event	Game Number	Phase	Referees
11:00	NZL - GER	Women	1	Preliminary Round - Group A	BUGAJ M (POL) PELLI M (ITA)
11:40	IRI - CHN	Women	2	Preliminary Round - Group A	SONDBERG A (DEN) FERNANDEZ CANALEJA (ESP)
12:20	ITA - ESP	Women	3	Preliminary Round - Group B	WATTS S (GBR) BRACKEZ V (FRA)
13:00	NED - DEN	Women	4	Preliminary Round - Group B	FEAR-ROSS A (NZL) KONG E (SGP)
13:40	GER - ITA	Men	1	Preliminary Round - Group A	BRACKEZ V (FRA) SONDBERG A (DEN)
14:20	GBR - CHN	Men	2	Preliminary Round - Group A	FERNANDEZ CANALEJA (ESP) BUGAJ M (POL)
15:00	FRA - ESP	Men	3	Preliminary Round - Group B	KONG E (SGP) WATTS S (GBR)
15:40	DEN - POL	Men	4	Preliminary Round - Group B	FEAR-ROSS A (NZL) PELLI M (ITA)
18:00	NZL - IRI	Women	5	Preliminary Round - Group A	SONDBERG A (DEN) FERNANDEZ CANALEJA (ESP)
18:40	GER - CHN	Women	6	Preliminary Round - Group A	PELLI M (ITA) BUGAJ M (POL)
19:20	ITA - NED	Women	7	Preliminary Round - Group B	FEAR-ROSS A (NZL) WATTS S (GBR)
20:00	ESP - DEN	Women	8	Preliminary Round - Group B	KONG E (SGP) BRACKEZ V (FRA)



THU 14 AUG 2025

Daily Schedule

Start Time	Teams	Event	Game Number	Phase	Referees
11:00	GER - GBR	Men	5	Preliminary Round - Group A	FERNANDEZ CANALEJA (ESP) BUGAJ M (POL)
11:40	ITA - CHN	Men	6	Preliminary Round - Group A	SONDBERG A (DEN) BRACKEZ V (FRA)
12:20	FRA - DEN	Men	7	Preliminary Round - Group B	WATTS S (GBR) KONG E (SGP)
13:00	ESP - POL	Men	8	Preliminary Round - Group B	PELLI M (ITA) FEAR-ROSS A (NZL)
13:40	NZL - CHN	Women	9	Preliminary Round - Group A	FERNANDEZ CANALEJA (ESP) PELLI M (ITA)
14:20	IRI - GER	Women	10	Preliminary Round - Group A	BUGAJ M (POL) SONDBERG A (DEN)
15:00	ITA - DEN	Women	11	Preliminary Round - Group B	KONG E (SGP) FEAR-ROSS A (NZL)
15:40	NED - ESP	Women	12	Preliminary Round - Group B	BRACKEZ V (FRA) WATTS S (GBR)
18:00	GER - CHN	Men	9	Preliminary Round - Group A	BUGAJ M (POL) FERNANDEZ CANALEJA (ESP)
18:40	GBR - ITA	Men	10	Preliminary Round - Group A	BRACKEZ V (FRA) SONDBERG A (DEN)
19:20	FRA - POL	Men	11	Preliminary Round - Group B	WATTS S (GBR) FEAR-ROSS A (NZL)
20:00	DEN - ESP	Men	12	Preliminary Round - Group B	PELLI M (ITA) KONG E (SGP)



FRI 15 AUG 2025

Daily Schedule

Start Time	Teams	Event	Game Number	Phase	Referees
11:00	GER - DEN	Women	13	Quarterfinal	BUGAJ M (POL) KONG E (SGP)
11:40	NED - CHN	Women	14	Quarterfinal	BRACKEZ V (FRA) SONDBERG A (DEN)
12:20	NZL - ESP	Women	15	Quarterfinal	PELLI M (ITA) WATTS S (GBR)
13:00	ITA - IRI	Women	16	Quarterfinal	FEAR-ROSS A (NZL) FERNANDEZ CANALEJA (ESP)
13:40	GER - POL	Men	13	Quarterfinal	FERNANDEZ CANALEJA (ESP) FEAR-ROSS A (NZL)
14:20	DEN - CHN	Men	14	Quarterfinal	BUGAJ M (POL) BRACKEZ V (FRA)
15:00	ITA - ESP	Men	15	Quarterfinal	WATTS S (GBR) KONG E (SGP)
15:40	FRA - GBR	Men	16	Quarterfinal	PELLI M (ITA) SONDBERG A (DEN)
18:00	DEN - IRI	Women	17	Consolation Semifinal 5-8	BUGAJ M (POL) BRACKEZ V (FRA)
18:40	CHN - ESP	Women	18	Consolation Semifinal 5-8	SONDBERG A (DEN) KONG E (SGP)
19:20	POL - FRA	Men	17	Consolation Semifinal 5-8	FERNANDEZ CANALEJA (ESP) PELLI M (ITA)
20:00	CHN - ESP	Men	18	Consolation Semifinal 5-8	FEAR-ROSS A (NZL) WATTS S (GBR)



SAT 16 AUG 2025

Daily Schedule

Start Time	Teams	Event	Game Number	Phase	Referees
11:00	IRI - CHN	Women	19	7th Place Game	BUGAJ M (POL) FEAR-ROSS A (NZL)
11:40	POL - CHN	Men	19	7th Place Game	PELLI M (ITA) BRACKEZ V (FRA)
12:20	GER - ITA	Women	21	Semifinal	FERNANDEZ CANALEJA (ESP) BUGAJ M (POL)
13:00	NED - NZL	Women	22	Semifinal	WATTS S (GBR) SONDBERG A (DEN)
13:40	GER - GBR	Men	21	Semifinal	BRACKEZ V (FRA) KONG E (SGP)
14:20	DEN - ITA	Men	22	Semifinal	KONG E (SGP) FERNANDEZ CANALEJA (ESP)
16:40	DEN - ESP	Women	20	5th Place Game	BUGAJ M (POL) FEAR-ROSS A (NZL)
17:20	FRA - ESP	Men	20	5th Place Game	PELLI M (ITA) SONDBERG A (DEN)
18:00	ITA - NED	Women	23	Bronze Medal Game	FEAR-ROSS A (NZL) BUGAJ M (POL)
18:40	GBR - DEN	Men	23	Bronze Medal Game	PELLI M (ITA) FERNANDEZ CANALEJA (ESP)
19:20	GER - NZL	Women	24	Gold Medal Game	KONG E (SGP) SONDBERG A (DEN)
20:00	GER - ITA	Men	24	Gold Medal Game	BRACKEZ V (FRA) WATTS S (GBR)



Results Summary

As of WED 13 AUG 2025 at 20:36

Date	Start Time	Round	Event	Game Number	Name	NOC Code	Game Result	Periods
WED 13 AUG	11:00	Group A	Women	1	New Zealand Germany	NZL GER	1 - 4 20min	(0 - 2, 1 - 2)
	11:40	Group A	Women	2	Islamic Republic of Iran People's Republic of China	IRI CHN	15 - 1 20min	(7 - 1, 8 - 0)
	12:20	Group B	Women	3	Italy Spain	ITA ESP	2 - 1 20min	(1 - 1, 1 - 0)
	13:00	Group B	Women	4	The Netherlands Denmark	NED DEN	3 - 2 20min	(2 - 1, 1 - 1)
	13:40	Group A	Men	1	Germany Italy	GER ITA	5 - 3 20min	(3 - 2, 2 - 1)
	14:20	Group A	Men	2	Great Britain People's Republic of China	GBR CHN	12 - 2 20min	(7 - 2, 5 - 0)
	15:00	Group B	Men	3	France Spain	FRA ESP	5 - 4 20min	(2 - 1, 3 - 3)
	15:40	Group B	Men	4	Denmark Poland	DEN POL	4 - 2 20min	(3 - 1, 1 - 1)
	18:00	Group A	Women	5	New Zealand Islamic Republic of Iran	NZL IRI	3 - 2 20min	(2 - 1, 1 - 1)
	18:40	Group A	Women	6	Germany People's Republic of China	GER CHN	23 - 0 20min	(12 - 0, 11 - 0)
	19:20	Group B	Women	7	Italy The Netherlands	ITA NED	0 - 3 20min	(0 - 2, 0 - 1)
	20:00	Group B	Women	8	Spain Denmark	ESP DEN	3 - 3 20min	(1 - 1, 2 - 2)



Results Summary

As of SAT 16 AUG 2025 at 20:29

Date	Start Time	Round	Event	Game Number	Name	NOC Code	Game Result	Periods
THU 14 AUG	11:00	Group A	Men	5	Germany Great Britain	GER GBR	2 - 1 20min	(0 - 0, 2 - 1)
	11:40	Group A	Men	6	Italy People's Republic of China	ITA CHN	18 - 0 20min	(9 - 0, 9 - 0)
	12:20	Group B	Men	7	France Denmark	FRA DEN	1 - 2 20min	(0 - 2, 1 - 0)
	13:00	Group B	Men	8	Spain Poland	ESP POL	8 - 5 20min	(4 - 3, 4 - 2)
	13:40	Group A	Women	9	New Zealand People's Republic of China	NZL CHN	24 - 0 20min	(12 - 0, 12 - 0)
	14:20	Group A	Women	10	Islamic Republic of Iran Germany	IRI GER	3 - 7 20min	(0 - 3, 3 - 4)
	15:00	Group B	Women	11	Italy Denmark	ITA DEN	2 - 2 20min	(1 - 0, 1 - 2)
	15:40	Group B	Women	12	Netherlands Spain	NED ESP	5 - 5 20min	(3 - 4, 2 - 1)
	18:00	Group A	Men	9	Germany People's Republic of China	GER CHN	13 - 0 20min	(3 - 0, 10 - 0)
	18:40	Group A	Men	10	Great Britain Italy	GBR ITA	2 - 4 20min	(1 - 1, 1 - 3)
	19:20	Group B	Men	11	France Poland	FRA POL	10 - 4 20min	(4 - 2, 6 - 2)
	20:00	Group B	Men	12	Denmark Spain	DEN ESP	5 - 4 20min	(3 - 2, 2 - 2)



Results Summary

As of FRI 15 AUG 2025 at 20:28

Date	Start Time	Round	Event	Game Number	Name	NOC Code	Game Result	Periods
FRI 15 AUG	11:00	Quarterfinal	Women	13	Germany Denmark	GER DEN	3 - 2 29min	(1 - 1, 1 - 1, 1 - 0, 0 - 0)
	11:40	Quarterfinal	Women	14	Netherlands People's Republic of China	NED CHN	19 - 1 20min	(12 - 0, 7 - 1)
	12:20	Quarterfinal	Women	15	New Zealand Spain	NZL ESP	3 - 2 20min	(0 - 1, 3 - 1)
	13:00	Quarterfinal	Women	16	Italy Islamic Republic of Iran	ITA IRI	5 - 2 20min	(5 - 2, 0 - 0)
	13:40	Quarterfinal	Men	13	Germany Poland	GER POL	5 - 2 20min	(3 - 1, 2 - 1)
	14:20	Quarterfinal	Men	14	Denmark People's Republic of China	DEN CHN	4 - 0 20min	(2 - 0, 2 - 0)
	15:00	Quarterfinal	Men	15	Italy Spain	ITA ESP	5 - 3 20min	(2 - 1, 3 - 2)
	15:40	Quarterfinal	Men	16	France Great Britain	FRA GBR	3 - 4 24min	(1 - 0, 2 - 3, 0 - 1)
	18:00	Consolation Semifinal 5-8	Women	17	Denmark Islamic Republic of Iran	DEN IRI	2 - 1 20min	(1 - 0, 1 - 1)
	18:40	Consolation Semifinal 5-8	Women	18	People's Republic of China Spain	CHN ESP	1 - 10 20min	(1 - 3, 0 - 7)
	19:20	Consolation Semifinal 5-8	Men	17	Poland France	POL FRA	4 - 9 20min	(2 - 3, 2 - 6)
	20:00	Consolation Semifinal 5-8	Men	18	People's Republic of China Spain	CHN ESP	0 - 10 20min	(0 - 5, 0 - 5)



Results Summary

As of SAT 16 AUG 2025 at 20:31

Date	Start Time	Round	Event	Game Number	Name	NOC Code	Game Result	Periods
SAT 16 AUG	11:00	7th Place Game	Women	19	Islamic Republic of Iran People's Republic of China	IRI CHN	19 - 2 20min	(11 - 0, 8 - 2)
	11:40	7th Place Game	Men	19	Poland People's Republic of China	POL CHN	8 - 0 20min	(1 - 0, 7 - 0)
	12:20	Semifinal	Women	21	Germany Italy	GER ITA	5 - 1 20min	(1 - 0, 4 - 1)
	13:00	Semifinal	Women	22	Netherlands New Zealand	NED NZL	1 - 4 20min	(0 - 2, 1 - 2)
	13:40	Semifinal	Men	21	Germany Great Britain	GER GBR	4 - 1 20min	(2 - 0, 2 - 1)
	14:20	Semifinal	Men	22	Denmark Italy	DEN ITA	1 - 3 20min	(1 - 1, 0 - 2)
	16:40	5th Place Game	Women	20	Denmark Spain	DEN ESP	1 - 3 20min	(1 - 1, 0 - 2)
	17:20	5th Place Game	Men	20	France Spain	FRA ESP	7 - 2 20min	(3 - 2, 4 - 0)
	18:00	Bronze Medal Game	Women	23	Italy Netherlands	ITA NED	2 - 9 20min	(0 - 4, 2 - 5)
	18:40	Bronze Medal Game	Men	23	Great Britain Denmark	GBR DEN	3 - 2 20min	(3 - 1, 0 - 1)
	19:20	Gold Medal Game	Women	24	Germany New Zealand	GER NZL	4 - 0 20min	(1 - 0, 3 - 0)
	20:00	Gold Medal Game	Men	24	Germany Italy	GER ITA	3 - 1 20min	(3 - 0, 0 - 1)



Medallists by Event

As of SAT 16 AUG 2025 at 20:31

After 2 of 2 Events

Event Name	Date	Medal	Name	NOC Code
MEN	SAT 16 AUG	GOLD	1 PRESCHER Julian Oskar 3 UNTERFELD Lennart 4 RIECKE Tim 5 BEUKENBUSCH Erik 6 BECKMANN Arne Linus 7 KIRCHHOFF Rene 8 VIEREN Jonas 10 KONRAD Leon Max Paul	GER
		SILVER	1 BERTELLONI Andrea 2 RUGGIERO Giuseppe 3 LAMPO Tommaso Gaetano 5 HAACK Jan Erik 7 EMANUELE Gianmarco 8 SCHIANO DI COLA Alessandro 9 MASSA Fabrizio 10 COSTAGLIOLA Andrea Silvio	ITA
		BRONZE	1 MCCUTCHEON Kartik 2 MCCUTCHEON Suryan 3 BOWDEN Caleb 4 LOWTHORPE Alex 5 BOYLE Angus 6 MCCUTCHEON Shivan 8 MCCONVEY Fergal 9 MCCUTCHEON Santanam	GBR



Medallists by Event

As of SAT 16 AUG 2025 at 20:31

Event Name	Date	Medal	Name	NOC Code
WOMEN	SAT 16 AUG	GOLD	1 RUTZEN Jill Lara 3 OZBAY Esra 4 KUNZ Hannah Elisa 5 SCHAEFER Svenja 6 SCHMALENBACH Nele 7 WAGNER Leonie 9 HACHENBURG Nina 10 GRUNEWALD Katharin	GER
		SILVER	1 HALES Casey 2 AUSTIN Hayley 3 AZEVEDO-LEADER Jessica 4 WHEELER Georgia 5 DUGDALE Tania 6 WHITE Ava 7 SHEPHERD Alyssa 8 MALCOLM Emma	NZL
		BRONZE	1 DIJKSTRA Selina 2 HUIZINGA Wendy 3 BREEDT BRUIJN Thura 4 VAN DUIJN Lizzy 5 VAN AS Linda 6 VAN HOFSLLOT Marieke 7 VAN DEN BERG Alisha 8 VAN DER MAAS Astrid	NED



Medal Standings

As of SAT 16 AUG 2025 at 20:31

After 2 of 2 Events

Rank	NOC	Men				Women				Total				Rank by Total
		G	S	B	Tot.	G	S	B	Tot.	G	S	B	Tot.	
1	GER - Germany	1			1	1			1	2			2	1
2	ITA - Italy		1		1						1		1	=2
2	NZL - New Zealand						1		1		1		1	=2
4	GBR - Great Britain			1	1							1	1	=2
4	NED - Netherlands							1	1			1	1	=2
Total:		1	1	1	3	1	1	1	3	2	2	2	6	

Legend:

= Equal sign indicates that two or more countries share the same rank by total

B Bronze

G Gold

S Silver

Tot Total



CANOE POLO

Men



Team Roster

As of TUE 12 AUG 2025

CHN - People's Republic of China

No.	Name	Date of Birth	Age
2	FENG Zihang	4 OCT 2008	16
3	CHEN Bin	15 AUG 2003	21
4	LIN Ting (C)	9 MAY 2001	24
6	CHEN Rong	15 AUG 2003	21
7	SHI Weijie	9 DEC 2001	23
9	XU Yuecheng	26 DEC 2009	15
10	CHEN Maozhong	7 DEC 2008	16

Uniform colours Shirt

Team 1st Red
Team 2nd White

Team Officials

Team Manager: SU Ke
Coach: WANG Haihong



Team Roster

As of WED 13 AUG 2025

DEN - Denmark

No.	Name	Date of Birth	Age
1	THORBORG Niels	20 MAR 1998	27
2	WELLENDORPH Mathias (C)	1 DEC 1993	31
3	CHRISTIANSEN Andreas	3 MAR 1998	27
4	EYBYE Martin	28 FEB 1994	31
6	JOERGENSEN Anders	21 MAY 2005	20
7	KLEIST Kristian	16 OCT 1998	26
8	LARSEN Marius	2 AUG 2001	24
10	SOJA Jakob	3 MAY 1999	26

Uniform colours **Shirt****Team 1st** Red**Team 2nd** Grey**Team Officials****Coach:** IVERSEN Jeppe**Team Official:** MATHIASSEN Mads



Team Roster

As of TUE 12 AUG 2025

ESP - Spain

No.	Name	Date of Birth	Age
1	AREGO Javier	20 SEP 2000	24
2	GORDO Angel	18 AUG 1986	38
3	AGUILAR Jose	11 OCT 2004	20
5	GARCIA Pablo	20 FEB 2002	23
6	ROMERO Antonio	5 MAR 2003	22
7	GORDO Alex (C)	2 APR 1990	35
9	CASAL Alex	4 DEC 1989	35
10	VALLS Alejandro	22 APR 1995	30

Uniform colours Shirt

Team 1st Red
Team 2nd White

Team Officials

Coach: CATARINO Americo (FRA)
Team Official: CLARAMONTE Vicente



Team Roster

REVISED
13 AUG 15:23

As of WED 13 AUG 2025

FRA - France

No.	Name	Date of Birth	Age
1	BOUDELLAL Housseem	12 FEB 1998	27
2	COTTA Baptiste (C)	3 DEC 1993	31
3	DEHAINAULT Leo	2 JAN 2000	25
4	LEMARCHAND Guillaume	23 MAY 2000	25
6	PILLON Florian	8 OCT 1998	26
7	RICHARD Emeric	3 DEC 2003	21
9	LEGENDRE Maxime	13 JAN 2003	22
10	BATTIN Pierre	10 SEP 1999	25

Uniform colours Shirt

Team 1st Blue
Team 2nd White

Team Officials

Coach: RICHER Thomas

REVISED

Nr. 5 changed to Nr. 4



Team Roster

As of TUE 12 AUG 2025

GBR - Great Britain

No.	Name	Date of Birth	Age
1	MCCUTCHEON Kartik	12 NOV 1993	31
2	MCCUTCHEON Suryan (C)	15 APR 1996	29
3	BOWDEN Caleb	14 APR 2001	24
4	LOWTHORPE Alex	21 SEP 1997	27
5	BOYLE Angus	11 APR 2003	22
6	MCCUTCHEON Shivan	6 SEP 1998	26
8	MCCONVEY Fergal	31 JUL 2000	25
9	MCCUTCHEON Santanam	10 OCT 2003	21

Uniform colours Shirt

Team 1st Blue

Team 2nd Red

Team Officials

Coach: COYLES Virginia Rachel

Team Official: VESSEY Alan Paul



Team Roster

As of TUE 12 AUG 2025

GER - Germany

No.	Name	Date of Birth	Age
1	PRESCHER Julian Oskar	19 MAY 1995	30
3	UNTERFELD Lennart	2 MAR 1995	30
4	RIECKE Tim	17 JUN 1999	26
5	BEUKENBUSCH Erik	17 NOV 2003	21
6	BECKMANN Arne Linus	7 JUN 1999	26
7	KIRCHHOFF Rene	30 JUL 1999	26
8	VIEREN Jonas (C)	2 FEB 1990	35
10	KONRAD Leon Max Paul	7 MAR 1998	27

Uniform colours Shirt

Team 1st Black

Team 2nd White

Team Officials

Team Manager: BELOW Tim

Coach: ZIROTZKI Bjorn

Doctor: DJUKIC Gordan

Team Official: RICHTER Lukas Enzo



Team Roster

As of TUE 12 AUG 2025

ITA - Italy

No.	Name	Date of Birth	Age
1	BERTELLONI Andrea	22 AUG 1989	35
2	RUGGIERO Giuseppe	6 JUN 2004	21
3	LAMPO Tommaso Gaetano	24 JUN 2004	21
5	HAACK Jan Erik	22 FEB 1989	36
7	EMANUELE Gianmarco (C)	17 MAY 1991	34
8	SCHIANO DI COLA Alessandro	7 APR 2004	21
9	MASSA Fabrizio	11 JAN 1996	29
10	COSTAGLIOLA Andrea Silvio	3 NOV 1995	29

Uniform colours **Shirt****Team 1st** Blue**Team 2nd** White**Team Officials****Coach:** BELLINI Luca**Team Official:** VASTOLA Rodolfo



Team Roster

As of TUE 12 AUG 2025

POL - Poland

No.	Name	Date of Birth	Age
1	BULIRA Juliusz	14 APR 2004	21
2	BULIRA Jan	27 APR 2002	23
3	MIGDALSKI Hubert	29 JAN 1991	34
4	ROSIAK Maciej	12 OCT 2002	22
5	MANCZAK Wiktor	31 MAR 2004	21
6	DONART Mateusz (C)	10 JUN 1995	30
9	PILARZ Lukasz	1 JUL 1990	35
10	GRZEBALSKI Kacper	30 DEC 2003	21

Uniform colours Shirt

Team 1st White

Team 2nd Red

Team Officials

Coach: PAWEL Teleman

Doctor: TYROWICZ Justyna

Team Official: KALINOWSKI Pawel



Tournament Summary


As of SAT 16 AUG 2025 at 20:30

Group A										
Rank	Teams	Pts.	GP	Won	Ties	Lost	GF	GA	Diff.	HP
1	GER	9	3	3	0	0	20	4	16	-5
2	ITA	6	3	2	0	1	25	7	18	-10
3	GBR	3	3	1	0	2	15	8	7	-5
4	CHN	0	3	0	0	3	2	43	-41	-15

Group B										
Rank	Teams	Pts.	GP	Won	Ties	Lost	GF	GA	Diff.	HP
1	DEN	9	3	3	0	0	11	7	4	-20
2	FRA	6	3	2	0	1	16	10	6	0
3	ESP	3	3	1	0	2	16	15	1	-10
4	POL	0	3	0	0	3	11	22	-11	-5

Teams	GER	ITA	GBR	CHN
GER		5 - 3	2 - 1	13 - 0
ITA	3 - 5		4 - 2	18 - 0
GBR	1 - 2	2 - 4		12 - 2
CHN	0 - 13	0 - 18	2 - 12	

Teams	DEN	FRA	ESP	POL
DEN		2 - 1	5 - 4	4 - 2
FRA	1 - 2		5 - 4	10 - 4
ESP	4 - 5	4 - 5		8 - 5
POL	2 - 4	4 - 10	5 - 8	



Legend:	Diff.	Goal Difference	GA	Goals Against	GF	Goals For	GP	Games Played	HP	Honourable Play	Pts.	Points
---------	-------	-----------------	----	---------------	----	-----------	----	--------------	----	-----------------	------	--------



Cumulative Statistics

CHN - People's Republic of China

After 6 games

Coach: WANG Haihong

No.	Name	GP	Total		All Goals/Shots			Offence			Defence				Punishments			Time Played
			G/S	%	CS	BS	PS	AS	TO	RP	ST	BL	S	FP	GC	YC	RC	
2	FENG Zihang	6	0/2	0	0/1							1	1					42:50
3	CHEN Bin	6	0/17	0	0/15			2				5	4	1				1:47:44
4	LIN Ting	6	0/3	0	0/3							1	7					1:28:16
6	CHEN Rong	6	2/29	7	2/27							5	2	1	1	1		1:47:24
7	SHI Weijie	6										1	1	2	2			1:38:28
9	XU Yuecheng	6	0/1	0	0/1									1				1:18:37
10	CHEN Maozhong	6	0/8	0	0/6							1		2				1:16:41
TOTAL		6	2/60	3	2/53			2				14	15	7	3	1		

Sprints

No.	Name	won	lost
2	FENG Zihang		2
4	LIN Ting		1
6	CHEN Rong	1	5
10	CHEN Maozhong		3

Attacks

	All Attacks		Majority		Minority		TO	TO %
	G/A	%	G/A	%	G/A	%		
People's Republic of China	2/60	3					0	12

Shots

	Goals	Saves	Missed	Post	Blocked	Total	%
Field Goals	2	16	7	9	26	60	3
Close Shots	2	15	4	7	25	53	4
Background Shots		1	3	2	1	7	0
Penalty Shots							
Fastbreak Shots							
All Shots	2	16	7	9	26	60	3

Legend:											
%	Efficiency	AS	Assists	BL	Blocks	BS	Background Shots	CS	Close Shots	FP	Foul Penalty
GC	Green Card	GP	Games Played	G/A	Goals/Attacks	G/S	Goals/Shots	No.	Shirt Number	PS	Penalty Shots
RC	Red Card	RP	Penalty received	S	Saves	ST	Steals	TO	Turnover	YC	Yellow Card



Cumulative Statistics

DEN - Denmark

After 6 games

Coach: IVERSEN Jeppe

No.	Name	GP	Total		All Goals/Shots			Offence			Defence				Punishments			Time Played
			G/S	%	CS	BS	PS	AS	TO	RP	ST	BL	S	FP	GC	YC	RC	
1	THORBORG Niels	6	1/2	50	1/2							8	3	1	1	1		1:11:25
2	WELLENDORPH Mathias	6	8/23	35	8/22			1				5		2				1:59:32
3	CHRISTIANSEN Andreas	6	0/1	0	0/1							1	15					1:02:49
4	EYBYE Martin	6	1/4	25	1/4			4				7	1					1:32:16
6	JOERGENSEN Anders	6	0/3	0	0/3			2						1				34:46
7	KLEIST Kristian	6	3/19	16	2/14		1/2	1				2		5	4			1:41:10
8	LARSEN Marius	6	3/10	30	3/10							1						55:37
10	SOJA Jakob	6	2/6	33	2/6							7	1	1	1			1:02:25
TOTAL		6	18/68	26	17/62		1/2	8				31	20	10	6	1		

Sprints

No.	Name	won	lost
7	KLEIST Kristian	4	5
8	LARSEN Marius		3

Attacks

	All Attacks		Majority		Minority		TO	TO %
	G/A	%	G/A	%	G/A	%		
Denmark	18/68	26					0	10

Shots

	Goals	Saves	Missed	Post	Blocked	Total	%
Field Goals	17	13	3	4	29	66	26
Close Shots	17	12	2	3	28	62	27
Background Shots		1	1	1	1	4	0
Penalty Shots	1			1		2	50
Fastbreak Shots							
All Shots	18	13	3	5	29	68	26

Legend:											
%	Efficiency	AS	Assists	BL	Blocks	BS	Background Shots	CS	Close Shots	FP	Foul Penalty
GC	Green Card	GP	Games Played	G/A	Goals/Attacks	G/S	Goals/Shots	No.	Shirt Number	PS	Penalty Shots
RC	Red Card	RP	Penalty received	S	Saves	ST	Steals	TO	Turnover	YC	Yellow Card



Cumulative Statistics

ESP - Spain

After 6 games

Coach: CATARINO Americo

No.	Name	GP	Total		All Goals/Shots			Offence			Defence				Punishments			Time Played
			G/S	%	CS	BS	PS	AS	TO	RP	ST	BL	S	FP	GC	YC	RC	
1	AREGO Javier	6	5/15	33	3/12								19					1:38:36
2	GORDO Angel	6	1/7	14	1/7			1				7						1:23:12
3	AGUILAR Jose	6	3/16	19	3/15	0/1						1						54:08
5	GARCIA Pablo	6	3/6	50	3/6							1		1				53:51
6	ROMERO Antonio	6	4/12	33	3/10	1/1						6		1	1			1:00:03
7	GORDO Alex	6	8/28	29	6/26	1/1	1/1							1				1:41:22
9	CASAL Alex	6	4/13	31	3/12			1				3		2	1			1:19:59
10	VALLS Alejandro	6	3/8	38	3/8							3		2				1:08:49
TOTAL		6	31/105	30	25/96	2/3	1/1	2				21	19	7	2			

Sprints

No.	Name	won	lost
7	GORDO Alex	9	2

Attacks

	All Attacks		Majority		Minority		TO	TO %
	G/A	%	G/A	%	G/A	%		
Spain	31/105	30					0	7

Shots

	Goals	Saves	Missed	Post	Blocked	Total	%
Field Goals	28	8	8	15	42	101	28
Close Shots	25	8	6	15	42	96	26
Background Shots	3		2			5	60
Penalty Shots	1					1	100
Fastbreak Shots	2		1			3	67
All Shots	31	8	9	15	42	105	30

Legend:											
%	Efficiency	AS	Assists	BL	Blocks	BS	Background Shots	CS	Close Shots	FP	Foul Penalty
GC	Green Card	GP	Games Played	G/A	Goals/Attacks	G/S	Goals/Shots	No.	Shirt Number	PS	Penalty Shots
RC	Red Card	RP	Penalty received	S	Saves	ST	Steals	TO	Turnover	YC	Yellow Card



Cumulative Statistics

FRA - France

After 6 games

Coach: RICHER Thomas

No.	Name	GP	Total		All Goals/Shots			Offence			Defence				Punishments			Time Played
			G/S	%	CS	BS	PS	AS	TO	RP	ST	BL	S	FP	GC	YC	RC	
1	BOUDELLAL Houssem	6	2/5	40	1/4			1					8					1:48:14
2	COTTA Baptiste	6	6/13	46	5/11	1/1		2				5		2	2	1		1:40:25
3	DEHAINAULT Leo	6	4/18	22	2/15	2/2		1					1					1:23:51
4	LEMARCHAND Guillaume	6	4/14	29	3/12	1/1						7		2	1			1:16:04
6	PILLON Florian	6	4/12	33	2/10	2/2		1				5		1	1			1:18:37
7	RICHARD Emeric	6	9/17	53	8/16	1/1						4		1				52:12
9	LEGENDRE Maxime	6	3/4	75	3/4							9						1:03:43
10	BATTIN Pierre	6	3/6	50	2/5	1/1						2		2	2			56:24
TOTAL		6	35/89	39	26/77	8/8		5				32	9	8	6	1		

Sprints

No.	Name	won	lost
2	COTTA Baptiste	1	1
3	DEHAINAULT Leo	2	4
7	RICHARD Emeric	1	
10	BATTIN Pierre	3	2

Attacks

	All Attacks		Majority		Minority		TO	TO %
	G/A	%	G/A	%	G/A	%		
France	35/88	40					0	2

Shots

	Goals	Saves	Missed	Post	Blocked	Total	%
Field Goals	27	16	6	10	21	81	33
Close Shots	26	15	4	10	21	77	34
Background Shots	1	1	2			4	25
Penalty Shots							
Fastbreak Shots	8					8	100
All Shots	35	16	6	10	21	89	39

Legend:											
%	Efficiency	AS	Assists	BL	Blocks	BS	Background Shots	CS	Close Shots	FP	Foul Penalty
GC	Green Card	GP	Games Played	G/A	Goals/Attacks	G/S	Goals/Shots	No.	Shirt Number	PS	Penalty Shots
RC	Red Card	RP	Penalty received	S	Saves	ST	Steals	TO	Turnover	YC	Yellow Card



Cumulative Statistics

GBR - Great Britain

After 6 games

Coach: COYLES Virginia Rachel

No.	Name	GP	Total		All Goals/Shots			Offence			Defence				Punishments			Time Played
			G/S	%	CS	BS	PS	AS	TO	RP	ST	BL	S	FP	GC	YC	RC	
1	MCCUTCHEON Kartik	6	3/4	75	2/3	1/1						2	1		1			43:39
2	MCCUTCHEON Suryan	6	3/21	14	2/18	1/1	0/2	1				4		3	1			1:43:05
3	BOWDEN Caleb	6	1/13	8	1/13			1										43:26
4	LOWTHORPE Alex	6	1/6	17	1/6			3				2		3	1			1:16:24
5	BOYLE Angus	6	2/4	50	2/4													42:52
6	MCCUTCHEON Shivan	6	1/6	17	0/4			5				2	8	2				2:03:04
8	MCCONVEY Fergal	6	6/14	43	4/11		2/2	1				6		2				1:25:43
9	MCCUTCHEON Santanam	6	6/23	26	4/19	2/2		3				5		2				1:41:17
TOTAL		6	23/91	25	16/78	4/4	2/4	14				21	9	12	3			

Sprints

No.	Name	won	lost
2	MCCUTCHEON Suryan	3	3
9	MCCUTCHEON Santanam	4	3

Attacks

	All Attacks		Majority		Minority		TO	TO %
	G/A	%	G/A	%	G/A	%		
Great Britain	23/89	26					0	2

Shots

	Goals	Saves	Missed	Post	Blocked	Total	%
Field Goals	17	8	12	10	34	83	20
Close Shots	16	8	8	10	34	78	21
Background Shots	1		4			5	20
Penalty Shots	2		1	1		4	50
Fastbreak Shots	4					4	100
All Shots	23	8	13	11	34	91	25

Legend:											
%	Efficiency	AS	Assists	BL	Blocks	BS	Background Shots	CS	Close Shots	FP	Foul Penalty
GC	Green Card	GP	Games Played	G/A	Goals/Attacks	G/S	Goals/Shots	No.	Shirt Number	PS	Penalty Shots
RC	Red Card	RP	Penalty received	S	Saves	ST	Steals	TO	Turnover	YC	Yellow Card



Cumulative Statistics

GER - Germany

After 6 games

Coach: ZIROTZKI Bjorn

No.	Name	GP	Total		All Goals/Shots			Offence			Defence				Punishments			Time Played
			G/S	%	CS	BS	PS	AS	TO	RP	ST	BL	S	FP	GC	YC	RC	
1	PRESCHER Julian Oskar	6	0/2	0	0/2							10	1					53:13
3	UNTERFELD Lennart	6	8/19	42	8/19			3				4	2					1:19:32
4	RIECKE Tim	6	7/17	41	5/12	2/3		3						1	2			1:14:31
5	BEUKENBUSCH Erik	6	1/2	50	1/2			2				2	1	1				1:00:42
6	BECKMANN Arne Linus	6	2/5	40	2/5							3		3				53:26
7	KIRCHHOFF Rene	6	5/12	42	2/9	3/3		10				1	14					1:56:42
8	VIEREN Jonas	6	5/11	45	3/9	1/1	1/1	4				4		1				1:23:01
10	KONRAD Leon Max Paul	6	4/13	31	2/11	2/2		2						1				1:18:53
TOTAL		6	32/81	40	23/69	8/9	1/1	24				24	18	7	2			

Sprints

No.	Name	won	lost
3	UNTERFELD Lennart	1	
4	RIECKE Tim	2	1
10	KONRAD Leon Max Paul	5	3

Attacks

	All Attacks		Majority		Minority		TO	TO %
	G/A	%	G/A	%	G/A	%		
Germany	32/81	40					0	9

Shots

	Goals	Saves	Missed	Post	Blocked	Total	%
Field Goals	23	11	7	8	22	71	32
Close Shots	23	11	6	7	22	69	33
Background Shots			1	1		2	0
Penalty Shots	1					1	100
Fastbreak Shots	8			1		9	89
All Shots	32	11	7	9	22	81	40

Legend:											
%	Efficiency	AS	Assists	BL	Blocks	BS	Background Shots	CS	Close Shots	FP	Foul Penalty
GC	Green Card	GP	Games Played	G/A	Goals/Attacks	G/S	Goals/Shots	No.	Shirt Number	PS	Penalty Shots
RC	Red Card	RP	Penalty received	S	Saves	ST	Steals	TO	Turnover	YC	Yellow Card



Cumulative Statistics

ITA - Italy

After 6 games

Coach: BELLINI Luca

No.	Name	GP	Total		All Goals/Shots			Offence			Defence				Punishments			Time Played
			G/S	%	CS	BS	PS	AS	TO	RP	ST	BL	S	FP	GC	YC	RC	
1	BERTELLONI Andrea	6	6/10	60	3/6	3/4		1				7	1	2	2			1:13:49
2	RUGGIERO Giuseppe	6	0/7	0	0/7			4				2	5	1	1			1:57:56
3	LAMPO Tommaso Gaetano	6	8/12	67	7/11	1/1		3				1		3				1:11:57
5	HAACK Jan Erik	6	1/3	33	1/3			3				1		1				39:10
7	EMANUELE Gianmarco	6	4/13	31	4/13			2				8						1:12:35
8	SCHIANO DI COLA Alessandro	6	3/7	43	3/7			3				4		2				1:11:46
9	MASSA Fabrizio	6	7/12	58	4/9	3/3		3				4		1				1:12:31
10	COSTAGLIOLA Andrea Silvio	6	5/14	36	4/13	1/1		2				6						1:20:16
TOTAL		6	34/78	44	26/69	8/9		21				33	6	10	4			

Sprints

No.	Name	won	lost
9	MASSA Fabrizio	8	4

Attacks

	All Attacks		Majority		Minority		TO	TO %
	G/A	%	G/A	%	G/A	%		
Italy	34/78	44					0	9

Shots

	Goals	Saves	Missed	Post	Blocked	Total	%
Field Goals	26	21	1	5	16	69	38
Close Shots	26	21	1	5	16	69	38
Background Shots							
Penalty Shots							
Fastbreak Shots	8			1		9	89
All Shots	34	21	1	6	16	78	44

Legend:											
%	Efficiency	AS	Assists	BL	Blocks	BS	Background Shots	CS	Close Shots	FP	Foul Penalty
GC	Green Card	GP	Games Played	G/A	Goals/Attacks	G/S	Goals/Shots	No.	Shirt Number	PS	Penalty Shots
RC	Red Card	RP	Penalty received	S	Saves	ST	Steals	TO	Turnover	YC	Yellow Card



Cumulative Statistics

POL - Poland

After 6 games

Coach: PAWEL Teleman

No.	Name	GP	Total		All Goals/Shots			Offence			Defence				Punishments			Time Played
			G/S	%	CS	BS	PS	AS	TO	RP	ST	BL	S	FP	GC	YC	RC	
1	BULIRA Juliusz	6	4/11	36	3/10			1				6	1	1				1:23:36
2	BULIRA Jan	6	7/20	35	4/16	2/2		2					1	3	2			1:30:54
3	MIGDALSKI Hubert	6	2/7	29	1/6	1/1						3		1				1:13:59
4	ROSIK Maciej	6	1/8	13	1/7							3	4	1	1			1:05:50
5	MANCZAK Wiktor	6	5/11	45	3/9	1/1		3				2						1:24:08
6	DONART Mateusz	6	6/13	46	4/10		2/3					6		2				1:25:46
9	PILARZ Lukasz	6	0/1	0	0/1							4		1				50:06
10	GRZEBALSKI Kacper	6	0/3	0	0/3			1				1	8					1:05:41
TOTAL		6	25/74	34	16/62	4/4	2/3	7				25	14	9	3			

Sprints

No.	Name	won	lost
5	MANCZAK Wiktor	6	6

Attacks

	All Attacks		Majority		Minority		TO	TO %
	G/A	%	G/A	%	G/A	%		
Poland	25/74	34					0	9

Shots

	Goals	Saves	Missed	Post	Blocked	Total	%
Field Goals	19	18	3	7	20	67	28
Close Shots	16	18	2	6	20	62	26
Background Shots	3		1	1		5	60
Penalty Shots	2		1			3	67
Fastbreak Shots	4					4	100
All Shots	25	18	4	7	20	74	34

Legend:											
%	Efficiency	AS	Assists	BL	Blocks	BS	Background Shots	CS	Close Shots	FP	Foul Penalty
GC	Green Card	GP	Games Played	G/A	Goals/Attacks	G/S	Goals/Shots	No.	Shirt Number	PS	Penalty Shots
RC	Red Card	RP	Penalty received	S	Saves	ST	Steals	TO	Turnover	YC	Yellow Card



Overall Team Statistics

As of SAT 16 AUG 2025 at 20:30

Team	MP	Total		All Goals/Shots			Offence			Defence				Punishments		
		G/S	%	CS	BS	PS	AS	TO	RP	ST	BL	S	FP	GC	YC	RC
CHN	6	2/60	3	2/53			2				14	15	7	3	1	
DEN	6	18/68	26	17/62		1/2	8				31	20	10	6	1	
ESP	6	31/105	30	25/96	2/3	1/1	2				21	19	7	2		
FRA	6	35/89	39	26/77	8/8		5				32	9	8	6	1	
GBR	6	23/91	25	16/78	4/4	2/4	14				21	9	12	3		
GER	6	32/81	40	23/69	8/9	1/1	24				24	18	7	2		
ITA	6	34/78	44	26/69	8/9		21				33	6	10	4		
POL	6	25/74	34	16/62	4/4	2/3	7				25	14	9	3		
TOTAL	24	200/646	31	151/566	34/37	7/11	83				201	110	70	29	3	

Legend:

MP	Matches Played	CS	Close Shots	AS	Assists	ST	Steals	FP	Foul Penalty	GC	Green Card
%	Efficiency	BS	Background Shots	TO	Turnover	BL	Blocks			YC	Yellow Card
G/S	Goals/Shots	PS	Penalty Shots	RP	Penalty received	S	Saves			RC	Red Card

Timing and Results provided by Tissot



Top Scorer

As of SAT 16 AUG 2025 at 20:30

Rank	Name	Team	Goals	Shots	%	Penalty Shots	MP	Avg. Goals
1	RICHARD Emeric	FRA	9	17	53		6	1.5
2	GORDO Alex	ESP	8	28	29	1/1	6	1.3
2	LAMPO Tommaso Gaetano	ITA	8	12	67		6	1.3
2	UNTERFELD Lennart	GER	8	19	42		6	1.3
2	WELLENDORPH Mathias	DEN	8	23	35		6	1.3
6	BULIRA Jan	POL	7	20	35		6	1.2
6	MASSA Fabrizio	ITA	7	12	58		6	1.2
6	RIECKE Tim	GER	7	17	41		6	1.2
9	BERTELLONI Andrea	ITA	6	10	60		6	1.0
9	COTTA Baptiste	FRA	6	13	46		6	1.0
9	DONART Mateusz	POL	6	13	46	2/3	6	1.0
9	MCCONVEY Fergal	GBR	6	14	43	2/2	6	1.0
9	MCCUTCHEON Santanam	GBR	6	23	26		6	1.0
14	AREGO Javier	ESP	5	15	33		6	0.8
14	COSTAGLIOLA Andrea Silvio	ITA	5	14	36		6	0.8
14	KIRCHHOFF Rene	GER	5	12	42		6	0.8
14	MANCZAK Wiktor	POL	5	11	45		6	0.8
14	VIEREN Jonas	GER	5	11	45	1/1	6	0.8
19	BULIRA Juliusz	POL	4	11	36		6	0.7
19	CASAL Alex	ESP	4	13	31		6	0.7
19	DEHAINAULT Leo	FRA	4	18	22		6	0.7
19	EMANUELE Gianmarco	ITA	4	13	31		6	0.7
19	KONRAD Leon Max Paul	GER	4	13	31		6	0.7
19	LEMARCHAND Guillaume	FRA	4	14	29		6	0.7
19	PILLON Florian	FRA	4	12	33		6	0.7
19	ROMERO Antonio	ESP	4	12	33		6	0.7
27	AGUILAR Jose	ESP	3	16	19		6	0.5
27	BATTIN Pierre	FRA	3	6	50		6	0.5
27	GARCIA Pablo	ESP	3	6	50		6	0.5
27	KLEIST Kristian	DEN	3	19	16	1/2	6	0.5
27	LARSEN Marius	DEN	3	10	30		6	0.5
27	LEGENDRE Maxime	FRA	3	4	75		6	0.5
27	MCCUTCHEON Kartik	GBR	3	4	75		6	0.5
27	MCCUTCHEON Suryan	GBR	3	21	14	0/2	6	0.5
27	SCHIANO DI COLA Alessandro	ITA	3	7	43		6	0.5
27	VALLS Alejandro	ESP	3	8	38		6	0.5

Legend:
MP Matches Played Avg. Average per Match



Medallists

GOLD	SILVER	BRONZE
GER - Germany PRESCHER Julian Oskar UNTERFELD Lennart RIECKE Tim BEUKENBUSCH Erik BECKMANN Arne Linus KIRCHHOFF Rene VIEREN Jonas KONRAD Leon Max Paul	ITA - Italy BERTELLONI Andrea RUGGIERO Giuseppe LAMPO Tommaso Gaetano HAACK Jan Erik EMANUELE Gianmarco SCHIANO DI COLA Alessandro MASSA Fabrizio COSTAGLIOLA Andrea Silvio	GBR - Great Britain MCCUTCHEON Kartik MCCUTCHEON Suryan BOWDEN Caleb LOWTHORPE Alex BOYLE Angus MCCUTCHEON Shivan MCCONVEY Fergal MCCUTCHEON Santanam



Start List

Game No.: 19

POL vs CHN

Referees: PELLI Maurizio (ITA) / BRACKEZ Virginie (FRA)

POL - Poland

No.	Name	Date of Birth	Competition Statistics							
			GP	G	PG	GC	YC	RC	SW	SL
1	BULIRA Juliusz	14 APR 2004	5	3						
2	BULIRA Jan	27 APR 2002	5	5		2				
3	MIGDALSKI Hubert	29 JAN 1991	5	1						
4	ROSIK Maciej	12 OCT 2002	5			1				
5	MANCZAK Wiktor	31 MAR 2004	5	3					4	6
6	DONART Mateusz	10 JUN 1995	5	5	2					
9	PILARZ Lukasz	1 JUL 1990	5							
10	GRZEBALSKI Kacper	30 DEC 2003	5							
Coach: PAWEL Teleman										

POL Played		
PR	DEN	2-4
PR	ESP	5-8
PR	FRA	4-10
QF	GER	2-5
CR5-8	FRA	4-9

CHN - People's Republic of China

No.	Name	Date of Birth	Competition Statistics							
			GP	G	PG	GC	YC	RC	SW	SL
2	FENG Zihang	4 OCT 2008	5							2
3	CHEN Bin	15 AUG 2003	5							
4	LIN Ting	9 MAY 2001	5							1
6	CHEN Rong	15 AUG 2003	5	2		1			1	4
7	SHI Weijie	9 DEC 2001	5			2				
9	XU Yuecheng	26 DEC 2009	5							
10	CHEN Maozhong	7 DEC 2008	5							2
Coach: WANG Haihong										

CHN Played		
PR	GBR	2-12
PR	ITA	0-18
PR	GER	0-13
QF	DEN	0-4
CR5-8	ESP	0-10

Legend:

CR5-8 Consolation Round 5-8

No. Shirt Number

RC Red Cards

G Goals

PG Penalty Goals

SL Sprints Lost

GC Green Cards

PR Preliminary Round

SW Sprints Won

GP Games Played

QF Quarter Final

YC Yellow Cards



Results

Game No.: 19

POL 8 vs 0 CHN

1st Period: 1 - 0

2nd Period: 7 - 0

Referees: PELLI Maurizio (ITA) / BRACKEZ Virginie (FRA)

POL - Poland

No	Name	G / S	%	PS	%	AS	S	Punishments			TP
								GC	YC	RC	
1	BULIRA Juliusz	1/3	33								12:39
2	BULIRA Jan	2/2	100			1					15:40
3	MIGDALSKI Hubert	1/2	50								13:54
4	ROSIK Maciej	1/2	50				1				11:59
5	MANCZAK Wiktor	2/3	67			2					14:25
6	DONART Mateusz	1/1	100								11:05
9	PILARZ Lukasz										6:14
10	GRZEBALSKI Kacper	0/3	0			1	2				14:04
Coach: PAWEL Teleman											
Total		8/16	50			4	3				

Running Score

POL - CHN

1st Period

BULIRA J. 1 : 0

2nd Period

BULIRA J. 2 : 0
ROSIK M. 3 : 0
MANCZAK W. 4 : 0
MIGDALSKI H. 5 : 0
BULIRA J. 6 : 0
MANCZAK W. 7 : 0
DONART M. 8 : 0

CHN - People's Republic of China

No	Name	G / S	%	PS	%	AS	S	Punishments			TP
								GC	YC	RC	
2	FENG Zihang										1:30
3	CHEN Bin	0/2	0				1				19:00
4	LIN Ting	0/1	0				1				16:18
6	CHEN Rong	0/4	0				1		1		18:51
7	SHI Weijie						1				18:55
9	XU Yuecheng										7:57
10	CHEN Maozhong	0/1	0								17:29
Coach: WANG Haihong											
Total		0/8	0				4		1		

Team Statistics	CS	%	BS	%	PS	%	FB	%	C	SW
Poland	3/10	30	1/2	50			4/4	100	3	2
People's Republic of China	0/6	0	0/2	0					3	0

Legend:											
%	Efficiency	AS	Assists	BS	Background Shots	C	Corner	CS	Close Shots	FB	Fastbreaks
G/S	Goals/Shots	GC	Green Card	PS	Penalty Shots	RC	Red Card	S	Saves	SW	Sprints Won
TP	Time Played	YC	Yellow Card								



SAT 16 AUG 2025
Start Time: 17:20

Start List

Game No.: 20

FRA vs ESP

Referees: PELLI Maurizio (ITA) / SONDBERG Asger (DEN)

FRA - France

No.	Name	Date of Birth	Competition Statistics							
			GP	G	PG	GC	YC	RC	SW	SL
1	BOUDELLAL Houssem	12 FEB 1998	5	2						
2	COTTA Baptiste	3 DEC 1993	5	4		2	1		1	1
3	DEHAINAULT Leo	2 JAN 2000	5	3					2	2
4	LEMARCHAND Guillaume	23 MAY 2000	5	3		1				
6	PILLON Florian	8 OCT 1998	5	4						
7	RICHARD Emeric	3 DEC 2003	5	7					1	
9	LEGENDRE Maxime	13 JAN 2003	5	3						
10	BATTIN Pierre	10 SEP 1999	5	2		1			3	2
Coach: RICHER Thomas										

FRA Played		
PR	ESP	5-4
PR	DEN	1-2
PR	POL	10-4
QF	GBR	3-4
CR5-8	POL	9-4

ESP - Spain

No.	Name	Date of Birth	Competition Statistics							
			GP	G	PG	GC	YC	RC	SW	SL
1	AREGO Javier	20 SEP 2000	5	5						
2	GORDO Angel	18 AUG 1986	5	1						
3	AGUILAR Jose	11 OCT 2004	5	3						
5	GARCIA Pablo	20 FEB 2002	5	3						
6	ROMERO Antonio	5 MAR 2003	5	4		1				
7	GORDO Alex	2 APR 1990	5	6					7	2
9	CASAL Alex	4 DEC 1989	5	4		1				
10	VALLS Alejandro	22 APR 1995	5	3						
Coach: CATARINO Americo (FRA)										

ESP Played		
PR	FRA	4-5
PR	POL	8-5
PR	DEN	4-5
QF	ITA	3-5
CR5-8	CHN	10-0

Legend:

CR5-8 Consolation Round 5-8

No. Shirt Number

RC Red Cards

G Goals

PG Penalty Goals

SL Sprints Lost

GC Green Cards

PR Preliminary Round

SW Sprints Won

GP Games Played

QF Quarter Final

YC Yellow Cards



Results

Game No.: 20

FRA 7 vs 2 ESP

1st Period: 3 - 2

2nd Period: 4 - 0

Referees: PELLI Maurizio (ITA) / SONDBERG Asger (DEN)

FRA - France

No	Name	G / S	%	PS	%	AS	S	Punishments			TP
								GC	YC	RC	
1	BOUDELLAL Housseem					1	2				19:27
2	COTTA Baptiste	2/5	40								13:49
3	DEHAINAULT Leo	1/2	50								12:24
4	LEMARCHAND Guillaume	1/2	50								11:58
6	PILLON Florian							1			13:23
7	RICHARD Emeric	2/3	67								7:49
9	LEGENDRE Maxime										11:56
10	BATTIN Pierre	1/1	100					1			9:14
Coach: RICHER Thomas											
Total		7/13	54			1	2	2			

Running Score

FRA - ESP

1st Period

0 : 1 GORDO A.

RICHARD E. 1 : 1

1 : 2 GORDO A.

BATTIN P. 2 : 2

COTTA B. 3 : 2

2nd Period

DEHAINAULT L. 4 : 2

RICHARD E. 5 : 2

COTTA B. 6 : 2

LEMARCHAND G. 7 : 2

ESP - Spain

No	Name	G / S	%	PS	%	AS	S	Punishments			TP
								GC	YC	RC	
1	AREGO Javier						2				15:27
2	GORDO Angel	0/2	0								14:28
3	AGUILAR Jose	0/3	0								9:32
5	GARCIA Pablo	0/1	0								11:14
6	ROMERO Antonio	0/4	0								8:52
7	GORDO Alex	2/6	33	1/1	100						16:53
9	CASAL Alex	0/3	0								11:14
10	VALLS Alejandro										12:20
Coach: CATARINO Americo											
Total		2/19	11	1/1	100		2				

Team Statistics	CS	%	BS	%	PS	%	FB	%	C	SW
France	4/10	40					3/3	100	1	0
Spain	1/18	6			1/1	100			10	2

Legend:											
%	Efficiency	AS	Assists	BS	Background Shots	C	Corner	CS	Close Shots	FB	Fastbreaks
G/S	Goals/Shots	GC	Green Card	PS	Penalty Shots	RC	Red Card	S	Saves	SW	Sprints Won
TP	Time Played	YC	Yellow Card								



SAT 16 AUG 2025
Start Time: 18:40

Start List

Game No.: 23

GBR vs DEN

Referees: PELLI Maurizio (ITA) / FERNANDEZ CANALEJAS Ivan (ESP)

GBR - Great Britain

No.	Name	Date of Birth	Competition Statistics							
			GP	G	PG	GC	YC	RC	SW	SL
1	MCCUTCHEON Kartik	12 NOV 1993	5	3						
2	MCCUTCHEON Suryan	15 APR 1996	5	3		1			3	2
3	BOWDEN Caleb	14 APR 2001	5	1						
4	LOWTHORPE Alex	21 SEP 1997	5	1		1				
5	BOYLE Angus	11 APR 2003	5	2						
6	MCCUTCHEON Shivan	6 SEP 1998	5	1						
8	MCCONVEY Fergal	31 JUL 2000	5	3	1					
9	MCCUTCHEON Santanam	10 OCT 2003	5	6					3	3
Coach: COYLES Virginia Rachel										

GBR Played		
PR	CHN	12-2
PR	GER	1-2
PR	ITA	2-4
QF	FRA	4-3
SF	GER	1-4

DEN - Denmark

No.	Name	Date of Birth	Competition Statistics							
			GP	G	PG	GC	YC	RC	SW	SL
1	THORBORG Niels	20 MAR 1998	5	1						
2	WELLENDORPH Mathias	1 DEC 1993	5	7						
3	CHRISTIANSEN Andreas	3 MAR 1998	5							
4	EYBYE Martin	28 FEB 1994	5	1						
6	JOERGENSEN Anders	21 MAY 2005	5							
7	KLEIST Kristian	16 OCT 1998	5	3	1	4			3	4
8	LARSEN Marius	2 AUG 2001	5	2						3
10	SOJA Jakob	3 MAY 1999	5	2		1				
Coach: IVERSEN Jeppe										

DEN Played		
PR	POL	4-2
PR	FRA	2-1
PR	ESP	5-4
QF	CHN	4-0
SF	ITA	1-3

Legend:

CR5-8 Consolation Round 5-8

No. Shirt Number

RC Red Cards

YC Yellow Cards

G Goals

PG Penalty Goals

SF SemiFinal

GC Green Cards

PR Preliminary Round

SL Sprints Lost

GP Games Played

QF Quarter Final

SW Sprints Won



Results

Game No.: 23

GBR 3 vs 2 DEN

1st Period: 3 - 1

2nd Period: 0 - 1

Referees: PELLI Maurizio (ITA) / FERNANDEZ CANALEJAS Ivan (ESP)

GBR - Great Britain

No	Name	G / S	%	PS	%	AS	S	Punishments			TP
								GC	YC	RC	
1	MCCUTCHEON Kartik	0/1	0					1			10:23
2	MCCUTCHEON Suryan	0/2	0								17:51
3	BOWDEN Caleb	0/2	0								7:27
4	LOWTHORPE Alex										8:08
5	BOYLE Angus										4:28
6	MCCUTCHEON Shivan						1				20:00
8	MCCONVEY Fergal	3/4	75	1/1	100						15:41
9	MCCUTCHEON Santanam	0/2	0			2					16:02
Coach: COYLES Virginia Rachel											
Total		3/11	27	1/1	100	2	1	1			

Running Score

GBR - DEN

1st Period

McCONVEY F. 1 : 0

McCONVEY F. 2 : 0

2 : 1 WELLENDORPH M.

McCONVEY F. 3 : 1

2nd Period

3 : 2 LARSEN M.

DEN - Denmark

No	Name	G / S	%	PS	%	AS	S	Punishments			TP
								GC	YC	RC	
1	THORBORG Niels							1	1		11:31
2	WELLENDORPH Mathias	1/2	50								20:00
3	CHRISTIANSEN Andreas						1				11:57
4	EYBYE Martin	0/2	0			1					18:56
6	JOERGENSEN Anders	0/1	0								4:56
7	KLEIST Kristian	0/1	0	0/1	0						16:42
8	LARSEN Marius	1/2	50								8:21
10	SOJA Jakob	0/1	0				1				7:37
Coach: IVERSEN Jeppe											
Total		2/9	22	0/1	0	1	2	1	1		

Team Statistics	CS	%	BS	%	PS	%	FB	%	C	SW
Great Britain	2/10	20			1/1	100			2	1
Denmark	2/8	25			0/1	0			1	1

Legend:

%	Efficiency	AS	Assists	BS	Background Shots	C	Corner	CS	Close Shots	FB	Fastbreaks
G/S	Goals/Shots	GC	Green Card	PS	Penalty Shots	RC	Red Card	S	Saves	SW	Sprints Won
TP	Time Played	YC	Yellow Card								



SAT 16 AUG 2025
Start Time: 20:00

Start List

Game No.: 24

GER vs ITA

Referees: BRACKEZ Virginie (FRA) / WATTS Steve (GBR)

GER - Germany

No.	Name	Date of Birth	Competition Statistics							
			GP	G	PG	GC	YC	RC	SW	SL
1	PRESCHER Julian Oskar	19 MAY 1995	5							
3	UNTERFELD Lennart	2 MAR 1995	5	7					1	
4	RIECKE Tim	17 JUN 1999	5	6		2			2	1
5	BEUKENBUSCH Erik	17 NOV 2003	5	1						
6	BECKMANN Arne Linus	7 JUN 1999	5	2						
7	KIRCHHOFF Rene	30 JUL 1999	5	4						
8	VIEREN Jonas	2 FEB 1990	5	5	1					
10	KONRAD Leon Max Paul	7 MAR 1998	5	4					5	1
Coach: ZIROTZKI Bjorn										

GER Played		
PR	ITA	5-3
PR	GBR	2-1
PR	CHN	13-0
QF	POL	5-2
SF	GBR	4-1

ITA - Italy

No.	Name	Date of Birth	Competition Statistics							
			GP	G	PG	GC	YC	RC	SW	SL
1	BERTELLONI Andrea	22 AUG 1989	5	6		1				
2	RUGGIERO Giuseppe	6 JUN 2004	5			1				
3	LAMPO Tommaso Gaetano	24 JUN 2004	5	8						
5	HAACK Jan Erik	22 FEB 1989	5	1						
7	EMANUELE Gianmarco	17 MAY 1991	5	4						
8	SCHIANO DI COLA Alessandro	7 APR 2004	5	2						
9	MASSA Fabrizio	11 JAN 1996	5	7					6	4
10	COSTAGLIOLA Andrea Silvio	3 NOV 1995	5	5						
Coach: BELLINI Luca										

ITA Played		
PR	GER	3-5
PR	CHN	18-0
PR	GBR	4-2
QF	ESP	5-3
SF	DEN	3-1

Legend:

CR5-8 Consolation Round 5-8

No. Shirt Number

RC Red Cards

YC Yellow Cards

G Goals

PG Penalty Goals

SF SemiFinal

GC Green Cards

PR Preliminary Round

SL Sprints Lost

GP Games Played

QF Quarter Final

SW Sprints Won



Results

Game No.: 24

GER 3 vs 1 ITA

1st Period: 3 - 0

2nd Period: 0 - 1

Referees: BRACKEZ Virginie (FRA) / WATTS Steve (GBR)

GER - Germany

No	Name	G / S	%	PS	%	AS	S	Punishments			TP
								GC	YC	RC	
1	PRESCHER Julian Oskar						1				10:15
3	UNTERFELD Lennart	1/3	33				1				13:03
4	RIECKE Tim	1/1	100								8:09
5	BEUKENBUSCH Erik						1				7:18
6	BECKMANN Arne Linus	0/1	0								11:51
7	KIRCHHOFF Rene	1/2	50			1	4				19:17
8	VIEREN Jonas	0/1	0								14:25
10	KONRAD Leon Max Paul					1					15:42
Coach: ZIROTZKI Bjorn											
Total		3/8	38			2	7				

Running Score

GER - ITA

1st Period

RIECKE T. 1 : 0

KIRCHHOFF R. 2 : 0

UNTERFELD L. 3 : 0

2nd Period

3 : 1 SCHIANO DI COLA A.

ITA - Italy

No	Name	G / S	%	PS	%	AS	S	Punishments			TP
								GC	YC	RC	
1	BERTELLONI Andrea	0/1	0					1			11:22
2	RUGGIERO Giuseppe	0/2	0								20:00
3	LAMPO Tommaso Gaetano	0/1	0								10:19
5	HAACK Jan Erik										3:33
7	EMANUELE Gianmarco	0/2	0								13:40
8	SCHIANO DI COLA Alessandro	1/3	33								13:12
9	MASSA Fabrizio	0/2	0			1					11:32
10	COSTAGLIOLA Andrea Silvio	0/3	0								16:22
Coach: BELLINI Luca											
Total		1/14	7			1		1			

Team Statistics	CS	%	BS	%	PS	%	FB	%	C	SW
Germany	3/8	38							0	0
Italy	1/14	7							8	2

Legend:

%	Efficiency	AS	Assists	BS	Background Shots	C	Corner	CS	Close Shots	FB	Fastbreaks
G/S	Goals/Shots	GC	Green Card	PS	Penalty Shots	RC	Red Card	S	Saves	SW	Sprints Won
TP	Time Played	YC	Yellow Card								



SAT 16 AUG 2025
Start Time: 13:40

Start List

Game No.: 21

GER vs GBR

Referees: BRACKEZ Virginie (FRA) / KONG Evan (SGP)

GER - Germany

No.	Name	Date of Birth	Competition Statistics							
			GP	G	PG	GC	YC	RC	SW	SL
1	PRESCHER Julian Oskar	19 MAY 1995	4							
3	UNTERFELD Lennart	2 MAR 1995	4	6					1	
4	RIECKE Tim	17 JUN 1999	4	5		2			2	1
5	BEUKENBUSCH Erik	17 NOV 2003	4	1						
6	BECKMANN Arne Linus	7 JUN 1999	4	1						
7	KIRCHHOFF Rene	30 JUL 1999	4	3						
8	VIEREN Jonas	2 FEB 1990	4	5	1					
10	KONRAD Leon Max Paul	7 MAR 1998	4	4					3	1
Coach: ZIROTZKI Bjorn										

GER Played		
PR	ITA	5-3
PR	GBR	2-1
PR	CHN	13-0
QF	POL	5-2

GBR - Great Britain

No.	Name	Date of Birth	Competition Statistics							
			GP	G	PG	GC	YC	RC	SW	SL
1	MCCUTCHEON Kartik	12 NOV 1993	4	3						
2	MCCUTCHEON Suryan	15 APR 1996	4	3		1			3	1
3	BOWDEN Caleb	14 APR 2001	4	1						
4	LOWTHORPE Alex	21 SEP 1997	4	1		1				
5	BOYLE Angus	11 APR 2003	4	2						
6	MCCUTCHEON Shivan	6 SEP 1998	4	1						
8	MCCONVEY Fergal	31 JUL 2000	4	3	1					
9	MCCUTCHEON Santanam	10 OCT 2003	4	5					3	2
Coach: COYLES Virginia Rachel										

GBR Played		
PR	CHN	12-2
PR	GER	1-2
PR	ITA	2-4
QF	FRA	4-3

Legend:

CR5-8 Consolation Round 5-8

No. Shirt Number

RC Red Cards

G Goals

PG Penalty Goals

SL Sprints Lost

GC Green Cards

PR Preliminary Round

SW Sprints Won

GP Games Played

QF Quarter Final

YC Yellow Cards



Results

Game No.: 21

GER 4 vs 1 GBR

1st Period: 2 - 0

2nd Period: 2 - 1

Referees: BRACKEZ Virginie (FRA) / KONG Evan (SGP)

GER - Germany

No	Name	G / S	%	PS	%	AS	S	Punishments			TP
								GC	YC	RC	
1	PRESCHER Julian Oskar										8:26
3	UNTERFELD Lennart	1/2	50								13:55
4	RIECKE Tim	1/4	25			1					14:23
5	BEUKENBUSCH Erik					1					8:28
6	BECKMANN Arne Linus	1/1	100								6:36
7	KIRCHHOFF Rene	1/3	33			2					19:51
8	VIEREN Jonas										14:03
10	KONRAD Leon Max Paul	0/1	0								14:18
Coach: ZIROTZKI Bjorn											
Total		4/11	36			4					

Running Score

GER - GBR

1st Period

BECKMANN A. 1 : 0

RIECKE T. 2 : 0

2nd Period

UNTERFELD L. 3 : 0

3 : 1 McCUTCHEON S.

KIRCHHOFF R. 4 : 1

GBR - Great Britain

No	Name	G / S	%	PS	%	AS	S	Punishments			TP
								GC	YC	RC	
1	MCCUTCHEON Kartik										5:03
2	MCCUTCHEON Suryan	0/1	0			1					13:31
3	BOWDEN Caleb	0/2	0								7:41
4	LOWTHORPE Alex										15:58
5	BOYLE Angus										6:07
6	MCCUTCHEON Shivan	0/2	0				2				20:00
8	MCCONVEY Fergal	0/1	0								14:27
9	MCCUTCHEON Santanam	1/3	33								17:13
Coach: COYLES Virginia Rachel											
Total		1/9	11			1	2				

Team Statistics	CS	%	BS	%	PS	%	FB	%	C	SW
Germany	2/8	25	0/1	0			2/2	100	2	2
Great Britain	1/8	13	0/1	0					2	0

Legend:

%	Efficiency	AS	Assists	BS	Background Shots	C	Corner	CS	Close Shots	FB	Fastbreaks
G/S	Goals/Shots	GC	Green Card	PS	Penalty Shots	RC	Red Card	S	Saves	SW	Sprints Won
TP	Time Played	YC	Yellow Card								



SAT 16 AUG 2025
Start Time: 14:20

Start List

Game No.: 22

DEN vs ITA

Referees: KONG Evan (SGP) / FERNANDEZ CANALEJAS Ivan (ESP)

DEN - Denmark

No.	Name	Date of Birth	Competition Statistics							
			GP	G	PG	GC	YC	RC	SW	SL
1	THORBORG Niels	20 MAR 1998	4	1						
2	WELLENDORPH Mathias	1 DEC 1993	4	7						
3	CHRISTIANSEN Andreas	3 MAR 1998	4							
4	EYBYE Martin	28 FEB 1994	4	1						
6	JOERGENSEN Anders	21 MAY 2005	4							
7	KLEIST Kristian	16 OCT 1998	4	2		3			3	3
8	LARSEN Marius	2 AUG 2001	4	2						2
10	SOJA Jakob	3 MAY 1999	4	2		1				
Coach: IVERSEN Jeppe										

DEN Played		
PR	POL	4-2
PR	FRA	2-1
PR	ESP	5-4
QF	CHN	4-0

ITA - Italy

No.	Name	Date of Birth	Competition Statistics							
			GP	G	PG	GC	YC	RC	SW	SL
1	BERTELLONI Andrea	22 AUG 1989	4	6						
2	RUGGIERO Giuseppe	6 JUN 2004	4			1				
3	LAMPO Tommaso Gaetano	24 JUN 2004	4	6						
5	HAACK Jan Erik	22 FEB 1989	4	1						
7	EMANUELE Gianmarco	17 MAY 1991	4	4						
8	SCHIANO DI COLA Alessandro	7 APR 2004	4	2						
9	MASSA Fabrizio	11 JAN 1996	4	7					4	4
10	COSTAGLIOLA Andrea Silvio	3 NOV 1995	4	4						
Coach: BELLINI Luca										

ITA Played		
PR	GER	3-5
PR	CHN	18-0
PR	GBR	4-2
QF	ESP	5-3

Legend:

CR5-8 Consolation Round 5-8

No. Shirt Number

RC Red Cards

G Goals

PG Penalty Goals

SL Sprints Lost

GC Green Cards

PR Preliminary Round

SW Sprints Won

GP Games Played

QF Quarter Final

YC Yellow Cards



Results

Game No.: 22

DEN 1 vs 3 ITA

1st Period: 1 - 1
2nd Period: 0 - 2

Referees: KONG Evan (SGP) / FERNANDEZ CANALEJAS Ivan (ESP)

DEN - Denmark

No	Name	G / S	%	PS	%	AS	S	Punishments			TP
								GC	YC	RC	
1	THORBORG Niels						2				12:38
2	WELLENDORPH Mathias	0/2	0								20:00
3	CHRISTIANSEN Andreas						1				10:59
4	EYBYE Martin	0/1	0				1				13:08
6	JOERGENSEN Anders	0/1	0								5:31
7	KLEIST Kristian	1/5	20	1/1	100			1			16:36
8	LARSEN Marius	0/1	0								9:07
10	SOJA Jakob										12:01
Coach: IVERSEN Jeppe											
Total		1/10	10	1/1	100		4	1			

Running Score

DEN - ITA

1st Period

0 : 1 LAMPO T.

KLEIST K. 1 : 1

2nd Period

1 : 2 COSTAGLIOLA A.

1 : 3 LAMPO T.

ITA - Italy

No	Name	G / S	%	PS	%	AS	S	Punishments			TP
								GC	YC	RC	
1	BERTELLONI Andrea	0/2	0					1			13:17
2	RUGGIERO Giuseppe	0/1	0				2				20:00
3	LAMPO Tommaso Gaetano	2/4	50								11:11
5	HAACK Jan Erik	0/1	0			1					6:17
7	EMANUELE Gianmarco	0/4	0								12:42
8	SCHIANO DI COLA Alessandro					2					12:28
9	MASSA Fabrizio	0/2	0								13:21
10	COSTAGLIOLA Andrea Silvio	1/1	100								10:44
Coach: BELLINI Luca											
Total		3/15	20			3	2	1			

Team Statistics	CS	%	BS	%	PS	%	FB	%	C	SW
Denmark	0/9	0			1/1	100			4	0
Italy	2/14	14					1/1	100	8	2

Legend:											
%	Efficiency	AS	Assists	BS	Background Shots	C	Corner	CS	Close Shots	FB	Fastbreaks
G/S	Goals/Shots	GC	Green Card	PS	Penalty Shots	RC	Red Card	S	Saves	SW	Sprints Won
TP	Time Played	YC	Yellow Card								



Start List

Game No.: 17

POL vs FRA

Referees: FERNANDEZ CANALEJAS Ivan (ESP) / PELLI Maurizio (ITA)

POL - Poland

No.	Name	Date of Birth	Competition Statistics							
			GP	G	PG	GC	YC	RC	SW	SL
1	BULIRA Juliusz	14 APR 2004	4	3						
2	BULIRA Jan	27 APR 2002	4	3		1				
3	MIGDALSKI Hubert	29 JAN 1991	4	1						
4	ROSIK Maciej	12 OCT 2002	4			1				
5	MANCZAK Wiktor	31 MAR 2004	4	3					3	5
6	DONART Mateusz	10 JUN 1995	4	3						
9	PILARZ Lukasz	1 JUL 1990	4							
10	GRZEBALSKI Kacper	30 DEC 2003	4							
Coach: PAWEL Teleman										

POL Played		
PR	DEN	2-4
PR	ESP	5-8
PR	FRA	4-10
QF	GER	2-5

FRA - France

No.	Name	Date of Birth	Competition Statistics							
			GP	G	PG	GC	YC	RC	SW	SL
1	BOUDELLAL Housseem	12 FEB 1998	4	1						
2	COTTA Baptiste	3 DEC 1993	4	3		1			1	1
3	DEHAINAULT Leo	2 JAN 2000	4	2					2	1
4	LEMARCHAND Guillaume	23 MAY 2000	4	3		1				
6	PILLON Florian	8 OCT 1998	4	2						
7	RICHARD Emeric	3 DEC 2003	4	5					1	
9	LEGENDRE Maxime	13 JAN 2003	4	3						
10	BATTIN Pierre	10 SEP 1999	4			1			2	2
Coach: RICHER Thomas										

FRA Played		
PR	ESP	5-4
PR	DEN	1-2
PR	POL	10-4
QF	GBR	3-4

Legend:

CR5-8 Consolation Round 5-8

No. Shirt Number

RC Red Cards

G Goals

PG Penalty Goals

SL Sprints Lost

GC Green Cards

PR Preliminary Round

SW Sprints Won

GP Games Played

QF Quarter Final

YC Yellow Cards



FRI 15 AUG 2025
Start Time: 19:20

Consolation Semifinal 5-8

Results

Game No.: 17

POL 4 vs 9 FRA

1st Period: 2 - 3

2nd Period: 2 - 6

Referees: FERNANDEZ CANALEJAS Ivan (ESP) / PELLI Maurizio (ITA)

POL - Poland

No	Name	G / S	%	PS	%	AS	S	Punishments			TP
								GC	YC	RC	
1	BULIRA Juliusz	0/2	0								13:38
2	BULIRA Jan	2/3	67				1	1			14:05
3	MIGDALSKI Hubert	0/2	0								10:04
4	ROSIK Maciej	0/2	0								14:06
5	MANCZAK Wiktor	0/1	0								12:02
6	DONART Mateusz	2/3	67	2/2	100						14:24
9	PILARZ Lukasz										10:07
10	GRZEBALSKI Kacper						1				11:34
Coach: PAWEL Teleman											
Total		4/13	31	2/2	100		2	1			

FRA - France

No	Name	G / S	%	PS	%	AS	S	Punishments			TP
								GC	YC	RC	
1	BOUDELLAL Housseem	1/2	50				1				17:20
2	COTTA Baptiste	1/3	33			1		1	1		16:27
3	DEHAINAULT Leo	1/3	33								10:51
4	LEMARCHAND Guillaume	0/1	0								11:38
6	PILLON Florian	2/3	67								12:01
7	RICHARD Emeric	2/4	50								9:17
9	LEGENDRE Maxime	0/1	0								10:26
10	BATTIN Pierre	2/3	67								12:00
Coach: RICHER Thomas											
Total		9/20	45			1	1	1	1		

Team Statistics	CS	%	BS	%	PS	%	FB	%	C	SW
Poland	1/10	10	1/1	100	2/2	100			4	1
France	7/18	39	1/1	100			1/1	100	5	1

Running Score

POL - FRA

1st Period

0	:	1	PILLON F.
0	:	2	COTTA B.
1	:	2	
1	:	3	PILLON F.
2	:	3	

2nd Period

2	:	4	BATTIN P.
3	:	4	
3	:	5	DEHAINAULT L.
3	:	6	RICHARD E.
3	:	7	BATTIN P.
3	:	8	RICHARD E.
4	:	8	
4	:	9	BOUDELLAL H.

Legend:

%	Efficiency	AS	Assists	BS	Background Shots	C	Corner	CS	Close Shots	FB	Fastbreaks
G/S	Goals/Shots	GC	Green Card	PS	Penalty Shots	RC	Red Card	S	Saves	SW	Sprints Won
TP	Time Played	YC	Yellow Card								

Timing and Results provided by Tissot



Start List

Game No.: 18

CHN vs ESP

Referees: FEAR-ROSS Andi (NZL) / WATTS Steve (GBR)

CHN - People's Republic of China

No.	Name	Date of Birth	Competition Statistics							
			GP	G	PG	GC	YC	RC	SW	SL
2	FENG Zihang	4 OCT 2008	4							2
3	CHEN Bin	15 AUG 2003	4							
4	LIN Ting	9 MAY 2001	4							1
6	CHEN Rong	15 AUG 2003	4	2		1			1	3
7	SHI Weijie	9 DEC 2001	4			2				
9	XU Yuecheng	26 DEC 2009	4							
10	CHEN Maozhong	7 DEC 2008	4							1
Coach: WANG Haihong										

CHN Played		
PR	GBR	2-12
PR	ITA	0-18
PR	GER	0-13
QF	DEN	0-4

ESP - Spain

No.	Name	Date of Birth	Competition Statistics							
			GP	G	PG	GC	YC	RC	SW	SL
1	AREGO Javier	20 SEP 2000	4	3						
2	GORDO Angel	18 AUG 1986	4	1						
3	AGUILAR Jose	11 OCT 2004	4	2						
5	GARCIA Pablo	20 FEB 2002	4	2						
6	ROMERO Antonio	5 MAR 2003	4	3		1				
7	GORDO Alex	2 APR 1990	4	4					5	2
9	CASAL Alex	4 DEC 1989	4	2		1				
10	VALLS Alejandro	22 APR 1995	4	2						
Coach: CATARINO Americo (FRA)										

ESP Played		
PR	FRA	4-5
PR	POL	8-5
PR	DEN	4-5
QF	ITA	3-5

Legend:

CR5-8 Consolation Round 5-8

No. Shirt Number

RC Red Cards

G Goals

PG Penalty Goals

SL Sprints Lost

GC Green Cards

PR Preliminary Round

SW Sprints Won

GP Games Played

QF Quarter Final

YC Yellow Cards



Results

Game No.: 18

CHN 0 vs 10 ESP

1st Period: 0 - 5
2nd Period: 0 - 5

Referees: FEAR-ROSS Andi (NZL) / WATTS Steve (GBR)

CHN - People's Republic of China

No	Name	G / S	%	PS	%	AS	S	Punishments			TP
								GC	YC	RC	
2	FENG Zihang	0/1	0								4:58
3	CHEN Bin	0/3	0				1				18:06
4	LIN Ting	0/2	0								16:08
6	CHEN Rong	0/5	0								18:17
7	SHI Weijie										15:34
9	XU Yuecheng	0/1	0								13:20
10	CHEN Maozhong	0/5	0								13:37
Coach: WANG Haihong											
Total		0/17	0				1				

Running Score

CHN - ESP

1st Period

0 : 1 CASAL A.
0 : 2 AREGO J.
0 : 3 AGUILAR J.
0 : 4 CASAL A.
0 : 5 GORDO A.

2nd Period

0 : 6 GORDO A.
0 : 7 ROMERO A.
0 : 8 VALLS A.
0 : 9 GARCIA P.
0 : 10 AREGO J.

ESP - Spain

No	Name	G / S	%	PS	%	AS	S	Punishments			TP
								GC	YC	RC	
1	AREGO Javier	2/2	100				6				17:35
2	GORDO Angel					1					11:40
3	AGUILAR Jose	1/1	100								9:38
5	GARCIA Pablo	1/1	100								9:00
6	ROMERO Antonio	1/2	50								11:26
7	GORDO Alex	2/5	40								14:47
9	CASAL Alex	2/2	100								13:14
10	VALLS Alejandro	1/3	33								12:40
Coach: CATARINO Americo											
Total		10/16	63			1	6				

Team Statistics	CS	%	BS	%	PS	%	FB	%	C	SW
People's Republic of China	0/16	0	0/1	0					4	0
Spain	9/14	64	1/2	50					1	2

Legend:											
%	Efficiency	AS	Assists	BS	Background Shots	C	Corner	CS	Close Shots	FB	Fastbreaks
G/S	Goals/Shots	GC	Green Card	PS	Penalty Shots	RC	Red Card	S	Saves	SW	Sprints Won
TP	Time Played	YC	Yellow Card								



Start List

Game No.: 13

GER vs POL

Referees: FERNANDEZ CANALEJAS Ivan (ESP) / FEAR-ROSS Andi (NZL)

GER - Germany

No.	Name	Date of Birth	Competition Statistics							
			GP	G	PG	GC	YC	RC	SW	SL
1	PRESCHER Julian Oskar	19 MAY 1995	3							
3	UNTERFELD Lennart	2 MAR 1995	3	6						
4	RIECKE Tim	17 JUN 1999	3	4		1			1	1
5	BEUKENBUSCH Erik	17 NOV 2003	3	1						
6	BECKMANN Arne Linus	7 JUN 1999	3							
7	KIRCHHOFF Rene	30 JUL 1999	3	2						
8	VIEREN Jonas	2 FEB 1990	3	4	1					
10	KONRAD Leon Max Paul	7 MAR 1998	3	3					3	1
Coach: ZIROTZKI Bjorn										

GER Played		
PR	ITA	5-3
PR	GBR	2-1
PR	CHN	13-0

POL - Poland

No.	Name	Date of Birth	Competition Statistics							
			GP	G	PG	GC	YC	RC	SW	SL
1	BULIRA Juliusz	14 APR 2004	3	3						
2	BULIRA Jan	27 APR 2002	3	3						
3	MIGDALSKI Hubert	29 JAN 1991	3							
4	ROSIK Maciej	12 OCT 2002	3			1				
5	MANCZAK Wiktor	31 MAR 2004	3	3					3	3
6	DONART Mateusz	10 JUN 1995	3	2						
9	PILARZ Lukasz	1 JUL 1990	3							
10	GRZEBALSKI Kacper	30 DEC 2003	3							
Coach: PAWEL Teleman										

POL Played		
PR	DEN	2-4
PR	ESP	5-8
PR	FRA	4-10

Legend:

CR5-8 Consolation Round 5-8

No. Shirt Number

SL Sprints Lost

G Goals

PG Penalty Goals

SW Sprints Won

GC Green Cards

PR Preliminary Round

YC Yellow Cards

GP Games Played

RC Red Cards



Results

Game No.: 13

GER 5 vs 2 POL

1st Period: 3 - 1

2nd Period: 2 - 1

Referees: FERNANDEZ CANALEJAS Ivan (ESP) / FEAR-ROSS Andi (NZL)

GER - Germany

No	Name	G / S	%	PS	%	AS	S	Punishments			TP
								GC	YC	RC	
1	PRESCHER Julian Oskar										9:54
3	UNTERFELD Lennart	0/4	0			1					13:52
4	RIECKE Tim	1/4	25					1			12:05
5	BEUKENBUSCH Erik					1					9:35
6	BECKMANN Arne Linus	1/1	100								8:43
7	KIRCHHOFF Rene	1/2	50			1	5				19:25
8	VIEREN Jonas	1/4	25			1					13:43
10	KONRAD Leon Max Paul	1/2	50								12:43
Coach: ZIROTZKI Bjorn											
Total		5/17	29			4	5	1			

Running Score

GER - POL

1st Period

RIECKE T.	1	:	0
KIRCHHOFF R.	2	:	0
	2	:	1
KONRAD L.	3	:	1

2nd Period

BECKMANN A.	4	:	1
VIEREN J.	5	:	1
	5	:	2

POL - Poland

No	Name	G / S	%	PS	%	AS	S	Punishments			TP
								GC	YC	RC	
1	BULIRA Juliusz	0/1	0				1				13:41
2	BULIRA Jan	0/4	0			1		1			16:13
3	MIGDALSKI Hubert	1/1	100								10:08
4	ROSIK Maciej	0/1	0				1				9:30
5	MANCZAK Wiktor	0/1	0			1					15:14
6	DONART Mateusz	1/2	50	0/1	0						16:08
9	PILARZ Lukasz										8:44
10	GRZEBALSKI Kacper						1				10:22
Coach: PAWEL Teleman											
Total		2/10	20	0/1	0	2	3	1			

Team Statistics	CS	%	BS	%	PS	%	FB	%	C	SW
Germany	5/17	29							6	2
Poland	2/9	22			0/1	0			3	0

Legend:											
%	Efficiency	AS	Assists	BS	Background Shots	C	Corner	CS	Close Shots	FB	Fastbreaks
G/S	Goals/Shots	GC	Green Card	PS	Penalty Shots	RC	Red Card	S	Saves	SW	Sprints Won
TP	Time Played	YC	Yellow Card								



Start List

Game No.: 14

DEN vs CHN

Referees: BUGAJ Marta (POL) / BRACKEZ Virginie (FRA)

DEN - Denmark

No.	Name	Date of Birth	Competition Statistics							
			GP	G	PG	GC	YC	RC	SW	SL
1	THORBORG Niels	20 MAR 1998	3							
2	WELLENDORPH Mathias	1 DEC 1993	3	6						
3	CHRISTIANSEN Andreas	3 MAR 1998	3							
4	EYBYE Martin	28 FEB 1994	3	1						
6	JOERGENSEN Anders	21 MAY 2005	3							
7	KLEIST Kristian	16 OCT 1998	3			3			2	3
8	LARSEN Marius	2 AUG 2001	3	2						1
10	SOJA Jakob	3 MAY 1999	3	2		1				
Coach: IVERSEN Jeppe										

DEN Played		
PR	POL	4-2
PR	FRA	2-1
PR	ESP	5-4

CHN - People's Republic of China

No.	Name	Date of Birth	Competition Statistics							
			GP	G	PG	GC	YC	RC	SW	SL
2	FENG Zihang	4 OCT 2008	3							1
3	CHEN Bin	15 AUG 2003	3							
4	LIN Ting	9 MAY 2001	3							1
6	CHEN Rong	15 AUG 2003	3	2		1				3
7	SHI Weijie	9 DEC 2001	3			2				
9	XU Yuecheng	26 DEC 2009	3							
10	CHEN Maozhong	7 DEC 2008	3							1
Coach: WANG Haihong										

CHN Played		
PR	GBR	2-12
PR	ITA	0-18
PR	GER	0-13

Legend:

CR5-8 Consolation Round 5-8

No. Shirt Number

SL Sprints Lost

G Goals

PG Penalty Goals

SW Sprints Won

GC Green Cards

PR Preliminary Round

YC Yellow Cards

GP Games Played

RC Red Cards



Results

Game No.: 14

DEN 4 vs 0 CHN

1st Period: 2 - 0

2nd Period: 2 - 0

Referees: BUGAJ Marta (POL) / BRACKEZ Virginie (FRA)

DEN - Denmark

No	Name	G / S	%	PS	%	AS	S	Punishments			TP
								GC	YC	RC	
1	THORBORG Niels	1/2	50								12:56
2	WELLENDORPH Mathias	1/5	20			1					20:00
3	CHRISTIANSEN Andreas	0/1	0				5				12:35
4	EYBYE Martin					1					12:37
6	JOERGENSEN Anders										5:44
7	KLEIST Kristian	2/7	29			1					16:31
8	LARSEN Marius	0/3	0								9:24
10	SOJA Jakob	0/1	0								10:13
Coach: IVERSEN Jeppe											
Total		4/19	21			3	5				

Running Score

DEN - CHN

1st Period

WELLENDORPH M. 1 : 0
THORBORG N. 2 : 0

2nd Period

KLEIST K. 3 : 0
KLEIST K. 4 : 0

CHN - People's Republic of China

No	Name	G / S	%	PS	%	AS	S	Punishments			TP
								GC	YC	RC	
2	FENG Zihang										6:14
3	CHEN Bin	0/5	0								17:55
4	LIN Ting						2				15:36
6	CHEN Rong	0/4	0				1				18:00
7	SHI Weijie										19:00
9	XU Yuecheng										13:36
10	CHEN Maozhong	0/1	0								9:39
Coach: WANG Haihong											
Total		0/10	0				3				

Team Statistics	CS	%	BS	%	PS	%	FB	%	C	SW
Denmark	4/18	22	0/1	0					6	1
People's Republic of China	0/10	0							3	1

Legend:											
%	Efficiency	AS	Assists	BS	Background Shots	C	Corner	CS	Close Shots	FB	Fastbreaks
G/S	Goals/Shots	GC	Green Card	PS	Penalty Shots	RC	Red Card	S	Saves	SW	Sprints Won
TP	Time Played	YC	Yellow Card								



Start List

Game No.: 15

ITA vs ESP

Referees: WATTS Steve (GBR) / KONG Evan (SGP)

ITA - Italy

No.	Name	Date of Birth	Competition Statistics							
			GP	G	PG	GC	YC	RC	SW	SL
1	BERTELLONI Andrea	22 AUG 1989	3	5						
2	RUGGIERO Giuseppe	6 JUN 2004	3			1				
3	LAMPO Tommaso Gaetano	24 JUN 2004	3	4						
5	HAACK Jan Erik	22 FEB 1989	3	1						
7	EMANUELE Gianmarco	17 MAY 1991	3	4						
8	SCHIANO DI COLA Alessandro	7 APR 2004	3	2						
9	MASSA Fabrizio	11 JAN 1996	3	5					3	3
10	COSTAGLIOLA Andrea Silvio	3 NOV 1995	3	4						
Coach: BELLINI Luca										

ITA Played		
PR	GER	3-5
PR	CHN	18-0
PR	GBR	4-2

ESP - Spain

No.	Name	Date of Birth	Competition Statistics							
			GP	G	PG	GC	YC	RC	SW	SL
1	AREGO Javier	20 SEP 2000	3	3						
2	GORDO Angel	18 AUG 1986	3	1						
3	AGUILAR Jose	11 OCT 2004	3	1						
5	GARCIA Pablo	20 FEB 2002	3	1						
6	ROMERO Antonio	5 MAR 2003	3	3		1				
7	GORDO Alex	2 APR 1990	3	3					4	1
9	CASAL Alex	4 DEC 1989	3	2		1				
10	VALLS Alejandro	22 APR 1995	3	2						
Coach: CATARINO Americo (FRA)										

ESP Played		
PR	FRA	4-5
PR	POL	8-5
PR	DEN	4-5

Legend:

CR5-8 Consolation Round 5-8

No. Shirt Number

SL Sprints Lost

G Goals

PG Penalty Goals

SW Sprints Won

GC Green Cards

PR Preliminary Round

YC Yellow Cards

GP Games Played

RC Red Cards



Results

Game No.: 15

ITA 5 vs 3 ESP

1st Period: 2 - 1

2nd Period: 3 - 2

Referees: WATTS Steve (GBR) / KONG Evan (SGP)

ITA - Italy

No	Name	G / S	%	PS	%	AS	S	Punishments			TP
								GC	YC	RC	
1	BERTELLONI Andrea	1/2	50				1				14:05
2	RUGGIERO Giuseppe	0/2	0			1					19:21
3	LAMPO Tommaso Gaetano	2/2	100								10:08
5	HAACK Jan Erik										6:04
7	EMANUELE Gianmarco	0/1	0								11:11
8	SCHIANO DI COLA Alessandro	0/1	0								12:54
9	MASSA Fabrizio	2/2	100								13:52
10	COSTAGLIOLA Andrea Silvio	0/1	0								12:25
Coach: BELLINI Luca											
Total		5/11	45			1	1				

Running Score

ITA - ESP

1st Period

MASSA F. 1 : 0

LAMPO T. 2 : 0

2 : 1 AGUILAR J.

2nd Period

MASSA F. 3 : 1

3 : 2

GORDO A.

LAMPO T. 4 : 2

4 : 3

GARCIA P.

BERTELLONI A. 5 : 3

ESP - Spain

No	Name	G / S	%	PS	%	AS	S	Punishments			TP
								GC	YC	RC	
1	AREGO Javier	0/2	0				4				16:48
2	GORDO Angel										14:31
3	AGUILAR Jose	1/4	25								8:59
5	GARCIA Pablo	1/3	33								10:04
6	ROMERO Antonio	0/1	0								6:21
7	GORDO Alex	1/5	20								20:00
9	CASAL Alex										12:56
10	VALLS Alejandro	0/1	0								10:21
Coach: CATARINO Americo											
Total		3/16	19				4				

Team Statistics	CS	%	BS	%	PS	%	FB	%	C	SW
Italy	5/10	50					0/1	0	2	1
Spain	3/15	20	0/1	0					3	1

Legend:

%	Efficiency	AS	Assists	BS	Background Shots	C	Corner	CS	Close Shots	FB	Fastbreaks
G/S	Goals/Shots	GC	Green Card	PS	Penalty Shots	RC	Red Card	S	Saves	SW	Sprints Won
TP	Time Played	YC	Yellow Card								



Start List

Game No.: 16

FRA vs GBR

Referees: PELLI Maurizio (ITA) / SONDBERG Asger (DEN)

FRA - France

No.	Name	Date of Birth	Competition Statistics							
			GP	G	PG	GC	YC	RC	SW	SL
1	BOUDELLAL Housseem	12 FEB 1998	3	1						
2	COTTA Baptiste	3 DEC 1993	3	3					1	
3	DEHAINAULT Leo	2 JAN 2000	3	2					1	1
4	LEMARCHAND Guillaume	23 MAY 2000	3	3						
6	PILLON Florian	8 OCT 1998	3	2						
7	RICHARD Emeric	3 DEC 2003	3	2					1	
9	LEGENDRE Maxime	13 JAN 2003	3	3						
10	BATTIN Pierre	10 SEP 1999	3						1	2
Coach: RICHER Thomas										

FRA Played		
PR	ESP	5-4
PR	DEN	1-2
PR	POL	10-4

GBR - Great Britain

No.	Name	Date of Birth	Competition Statistics							
			GP	G	PG	GC	YC	RC	SW	SL
1	MCCUTCHEON Kartik	12 NOV 1993	3	3						
2	MCCUTCHEON Suryan	15 APR 1996	3	2					2	
3	BOWDEN Caleb	14 APR 2001	3	1						
4	LOWTHORPE Alex	21 SEP 1997	3	1		1				
5	BOYLE Angus	11 APR 2003	3	2						
6	MCCUTCHEON Shivan	6 SEP 1998	3							
8	MCCONVEY Fergal	31 JUL 2000	3	2						
9	MCCUTCHEON Santanam	10 OCT 2003	3	4					3	1
Coach: COYLES Virginia Rachel										

GBR Played		
PR	CHN	12-2
PR	GER	1-2
PR	ITA	2-4

Legend:

CR5-8 Consolation Round 5-8

No. Shirt Number

SL Sprints Lost

G Goals

PG Penalty Goals

SW Sprints Won

GC Green Cards

PR Preliminary Round

YC Yellow Cards

GP Games Played

RC Red Cards



Results

Game No.: 16

FRA 3 vs 4 GBR

1st Period: 1 - 0
2nd Period: 2 - 3
Overtime: 0 - 1

Referees: PELLI Maurizio (ITA) / SONDBERG Asger (DEN)

FRA - France

No	Name	G / S	%	PS	%	AS	S	Punishments			TP
								GC	YC	RC	
1	BOUDELLAL Housseem						1				20:20
2	COTTA Baptiste							1			21:12
3	DEHAINAULT Leo	0/4	0								19:52
4	LEMARCHAND Guillaume	0/1	0					1			12:47
6	PILLON Florian	0/2	0								13:12
7	RICHARD Emeric	3/5	60								11:07
9	LEGENDRE Maxime										11:18
10	BATTIN Pierre	0/1	0					1			9:42
	Coach: RICHER Thomas										
	Total	3/13	23				1	3			

Running Score

FRA - GBR

1st Period

RICHARD E. 1 : 0

2nd Period

1 : 1 McCUTCHEON S.

RICHARD E. 2 : 1

RICHARD E. 3 : 1

3 : 2 McCUTCHEON S.

3 : 3 McCONVEY F.

1st Overtime

3 : 4 McCUTCHEON S.

GBR - Great Britain

No	Name	G / S	%	PS	%	AS	S	Punishments			TP
								GC	YC	RC	
1	MCCUTCHEON Kartik										9:58
2	MCCUTCHEON Suryan	1/3	33					1			22:10
3	BOWDEN Caleb	0/2	0								3:57
4	LOWTHORPE Alex										13:27
5	BOYLE Angus										7:04
6	MCCUTCHEON Shivan	1/2	50				3				23:04
8	MCCONVEY Fergal	1/3	33	1/1	100						18:09
9	MCCUTCHEON Santanam	1/5	20								21:41
	Coach: COYLES Virginia Rachel										
	Total	4/15	27	1/1	100		3	1			

Team Statistics	CS	%	BS	%	PS	%	FB	%	C	SW
France	3/13	23							7	2
Great Britain	2/11	18	1/3	33	1/1	100			5	1

Legend:

%	Efficiency	AS	Assists	BS	Background Shots	C	Corner	CS	Close Shots	FB	Fastbreaks
G/S	Goals/Shots	GC	Green Card	PS	Penalty Shots	RC	Red Card	S	Saves	SW	Sprints Won
TP	Time Played	YC	Yellow Card								



Start List

Game No.: 3

FRA vs ESP

Referees: KONG Evan (SGP) / WATTS Steve (GBR)

FRA - France

No.	Name	Date of Birth	Competition Statistics							
			GP	G	PG	GC	YC	RC	SW	SL
1	BOUDELLAL Houssem	12 FEB 1998								
2	COTTA Baptiste	3 DEC 1993								
3	DEHAINAULT Leo	2 JAN 2000								
4	LEMARCHAND Guillaume	23 MAY 2000								
6	PILLON Florian	8 OCT 1998								
7	RICHARD Emeric	3 DEC 2003								
9	LEGENBRE Maxime	13 JAN 2003								
10	BATTIN Pierre	10 SEP 1999								
Coach: RICHER Thomas										

FRA Played		
PR	ESP	5-4
PR	DEN	14 AUG
PR	POL	14 AUG

ESP - Spain

No.	Name	Date of Birth	Competition Statistics							
			GP	G	PG	GC	YC	RC	SW	SL
1	AREGO Javier	20 SEP 2000								
2	GORDO Angel	18 AUG 1986								
3	AGUILAR Jose	11 OCT 2004								
5	GARCIA Pablo	20 FEB 2002								
6	ROMERO Antonio	5 MAR 2003								
7	GORDO Alex	2 APR 1990								
9	CASAL Alex	4 DEC 1989								
10	VALLS Alejandro	22 APR 1995								
Coach: CATARINO Americo (FRA)										

ESP Played		
PR	FRA	4-5
PR	POL	14 AUG
PR	DEN	14 AUG

Legend:

CR5-8 Consolation Round 5-8

No. Shirt Number

SL Sprints Lost

G Goals

PG Penalty Goals

SW Sprints Won

GC Green Cards

PR Preliminary Round

YC Yellow Cards

GP Games Played

RC Red Cards



WED 13 AUG 2025
Start Time: 15:00

Preliminary Round - Group B

Results

Game No.: 3

FRA 5 vs 4 ESP

1st Period: 2 - 1

2nd Period: 3 - 3

Referees: KONG Evan (SGP) / WATTS Steve (GBR)

FRA - France

No	Name	G / S	%	PS	%	AS	S	Punishments			TP
								GC	YC	RC	
1	BOUDELLAL Housseem	0/2	0								18:26
2	COTTA Baptiste	0/1	0								17:29
3	DEHAINAULT Leo	2/2	100								10:21
4	LEMARCHAND Guillaume	1/1	100								14:16
6	PILLON Florian	1/3	33			1					12:24
7	RICHARD Emeric										7:29
9	LEGENDRE Maxime	1/1	100								8:50
10	BATTIN Pierre	0/1	0								10:45
Coach: RICHER Thomas											
Total		5/11	45			1					

Running Score

FRA - ESP

1st Period

0 : 1 GORDO A.

PILLON F. 1 : 1
LEGENDRE M. 2 : 1

2nd Period

DEHAINAULT L. 3 : 1
3 : 2 GORDO A.
LEMARCHAND G. 4 : 2
4 : 3 CASAL A.
4 : 4 GORDO A.
DEHAINAULT L. 5 : 4

ESP - Spain

No	Name	G / S	%	PS	%	AS	S	Punishments			TP
								GC	YC	RC	
1	AREGO Javier	0/3	0				2				13:26
2	GORDO Angel	1/3	33								16:42
3	AGUILAR Jose	0/5	0								8:46
5	GARCIA Pablo										8:58
6	ROMERO Antonio							1			12:14
7	GORDO Alex	2/3	67								15:55
9	CASAL Alex	1/3	33								14:15
10	VALLS Alejandro	0/1	0								9:44
Coach: CATARINO Americo											
Total		4/18	22				2	1			

Team Statistics	CS	%	BS	%	PS	%	FB	%	C	SW
France	3/8	38	0/1	0			2/2	100	2	2
Spain	3/17	18					1/1	100	6	1

Legend:

%	Efficiency	AS	Assists	BS	Background Shots	C	Corner	CS	Close Shots	FB	Fastbreaks
G/S	Goals/Shots	GC	Green Card	PS	Penalty Shots	RC	Red Card	S	Saves	SW	Sprints Won
TP	Time Played	YC	Yellow Card								

Timing and Results provided by Tissot

CPOMTEAM5-----GPB-000100--_73 v1.0

Report Created WED 13 AUG 2025 15:28

Page 1 / 1



Start List

Game No.: 4

DEN vs POL

Referees: FEAR-ROSS Andi (NZL) / PELLI Maurizio (ITA)

DEN - Denmark

No.	Name	Date of Birth	Competition Statistics							
			GP	G	PG	GC	YC	RC	SW	SL
1	THORBORG Niels	20 MAR 1998								
2	WELLENDORPH Mathias	1 DEC 1993								
3	CHRISTIANSEN Andreas	3 MAR 1998								
4	EJBYE Martin	28 FEB 1994								
6	JOERGENSEN Anders	21 MAY 2005								
7	KLEIST Kristian	16 OCT 1998								
8	LARSEN Marius	2 AUG 2001								
10	SOJA Jakob	3 MAY 1999								
Coach: IVERSEN Jeppe										

DEN Played		
PR	POL	13 AUG
PR	FRA	14 AUG
PR	ESP	14 AUG

POL - Poland

No.	Name	Date of Birth	Competition Statistics							
			GP	G	PG	GC	YC	RC	SW	SL
1	BULIRA Juliusz	14 APR 2004								
2	BULIRA Jan	27 APR 2002								
3	MIGDALSKI Hubert	29 JAN 1991								
4	ROSIK Maciej	12 OCT 2002								
5	MANCZAK Wiktor	31 MAR 2004								
6	DONART Mateusz	10 JUN 1995								
9	PILARZ Lukasz	1 JUL 1990								
10	GRZEBALSKI Kacper	30 DEC 2003								
Coach: PAWEL Teleman										

POL Played		
PR	DEN	13 AUG
PR	ESP	14 AUG
PR	FRA	14 AUG

Legend:

CR5-8 Consolation Round 5-8

No. Shirt Number

SL Sprints Lost

G Goals

PG Penalty Goals

SW Sprints Won

GC Green Cards

PR Preliminary Round

YC Yellow Cards

GP Games Played

RC Red Cards



WED 13 AUG 2025
Start Time: 15:40

Preliminary Round - Group B

Results

Game No.: 4

DEN 4 vs 2 POL

1st Period: 3 - 1

2nd Period: 1 - 1

Referees: FEAR-ROSS Andi (NZL) / PELLI Maurizio (ITA)

DEN - Denmark

No	Name	G / S	%	PS	%	AS	S	Punishments			TP
								GC	YC	RC	
1	THORBORG Niels										15:03
2	WELENDORPH Mathias	4/7	57								19:50
3	CHRISTIANSEN Andreas						4				10:48
4	EJBYE Martin										17:32
6	JOERGENSEN Anders					1					3:29
7	KLEIST Kristian	0/3	0								16:27
8	LARSEN Marius										4:20
10	SOJA Jakob	0/1	0					1			12:31
Coach: IVERSEN Jeppe											
Total		4/11	36			1	4	1			

Running Score

DEN - POL

1st Period

WELENDORPH M.	1	:	0	
WELENDORPH M.	2	:	0	
	2	:	1	BULIRA J.
WELENDORPH M.	3	:	1	

2nd Period

	3	:	2	BULIRA J.
WELENDORPH M.	4	:	2	

POL - Poland

No	Name	G / S	%	PS	%	AS	S	Punishments			TP
								GC	YC	RC	
1	BULIRA Juliusz	2/2	100								15:30
2	BULIRA Jan	0/4	0								14:46
3	MIGDALSKI Hubert	0/1	0								15:27
4	ROSIK Maciej	0/1	0					1			9:55
5	MANCZAK Wiktor	0/2	0								14:10
6	DONART Mateusz	0/2	0								14:24
9	PILARZ Lukasz										6:55
10	GRZEBALSKI Kacper										8:53
Coach: PAWEL Teleman											
Total		2/12	17					1			

Team Statistics	CS	%	BS	%	PS	%	FB	%	C	SW
Denmark	4/9	44	0/2	0					4	0
Poland	2/11	18	0/1	0					5	2

Legend:											
%	Efficiency	AS	Assists	BS	Background Shots	C	Corner	CS	Close Shots	FB	Fastbreaks
G/S	Goals/Shots	GC	Green Card	PS	Penalty Shots	RC	Red Card	S	Saves	SW	Sprints Won
TP	Time Played	YC	Yellow Card								

Timing and Results provided by Tissot



THU 14 AUG 2025
Start Time: 12:20

Preliminary Round - Group B

Start List

Game No.: 7

FRA vs DEN

Referees: WATTS Steve (GBR) / KONG Evan (SGP)

FRA - France

No.	Name	Date of Birth	Competition Statistics							
			GP	G	PG	GC	YC	RC	SW	SL
1	BOUDELLAL Houssem	12 FEB 1998	1							
2	COTTA Baptiste	3 DEC 1993	1							
3	DEHAINAULT Leo	2 JAN 2000	1	2					1	
4	LEMARCHAND Guillaume	23 MAY 2000	1	1						
6	PILLON Florian	8 OCT 1998	1	1						
7	RICHARD Emeric	3 DEC 2003	1						1	
9	LEGENBRE Maxime	13 JAN 2003	1	1						
10	BATTIN Pierre	10 SEP 1999	1							1
Coach: RICHER Thomas										

FRA Played		
PR	ESP	5-4
PR	DEN	14 AUG
PR	POL	14 AUG

DEN - Denmark

No.	Name	Date of Birth	Competition Statistics							
			GP	G	PG	GC	YC	RC	SW	SL
1	THORBORG Niels	20 MAR 1998	1							
2	WELLENDORPH Mathias	1 DEC 1993	1	4						
3	CHRISTIANSEN Andreas	3 MAR 1998	1							
4	EYBYE Martin	28 FEB 1994	1							
6	JOERGENSEN Anders	21 MAY 2005	1							
7	KLEIST Kristian	16 OCT 1998	1							1
8	LARSEN Marius	2 AUG 2001	1							1
10	SOJA Jakob	3 MAY 1999	1			1				
Coach: IVERSEN Jeppe										

DEN Played		
PR	POL	4-2
PR	FRA	14 AUG
PR	ESP	14 AUG

Legend:

CR5-8 Consolation Round 5-8

No. Shirt Number

SL Sprints Lost

G Goals

PG Penalty Goals

SW Sprints Won

GC Green Cards

PR Preliminary Round

YC Yellow Cards

GP Games Played

RC Red Cards



Results

Game No.: 7

FRA 1 vs 2 DEN

1st Period: 0 - 2

2nd Period: 1 - 0

Referees: WATTS Steve (GBR) / KONG Evan (SGP)

FRA - France

No	Name	G / S	%	PS	%	AS	S	Punishments			TP
								GC	YC	RC	
1	BOUDELLAL Housseem						3				14:23
2	COTTA Baptiste	0/1	0								15:07
3	DEHAINAULT Leo	0/5	0			1					16:55
4	LEMARCHAND Guillaume	1/6	17								12:39
6	PILLON Florian	0/1	0								13:44
7	RICHARD Emeric	0/3	0								9:16
9	LEGENDRE Maxime										11:12
10	BATTIN Pierre										6:44
Coach: RICHER Thomas											
Total		1/16	6			1	3				

Running Score

FRA - DEN

1st Period

0 : 1 LARSEN M.
0 : 2 EYBYE M.

2nd Period

LEMARCHAND G. 1 : 2

DEN - Denmark

No	Name	G / S	%	PS	%	AS	S	Punishments			TP
								GC	YC	RC	
1	THORBORG Niels						1				11:36
2	WELLENDORPH Mathias	0/2	0								20:00
3	CHRISTIANSEN Andreas						3				9:44
4	EYBYE Martin	1/1	100								11:46
6	JOERGENSEN Anders	0/1	0								7:34
7	KLEIST Kristian	0/1	0					2			16:42
8	LARSEN Marius	1/2	50								14:00
10	SOJA Jakob										8:38
Coach: IVERSEN Jeppe											
Total		2/7	29				4	2			

Team Statistics	CS	%	BS	%	PS	%	FB	%	C	SW
France	1/15	7	0/1	0					6	1
Denmark	2/6	33	0/1	0					4	1

Legend:											
%	Efficiency	AS	Assists	BS	Background Shots	C	Corner	CS	Close Shots	FB	Fastbreaks
G/S	Goals/Shots	GC	Green Card	PS	Penalty Shots	RC	Red Card	S	Saves	SW	Sprints Won
TP	Time Played	YC	Yellow Card								



Start List

Game No.: 8

ESP vs POL

Referees: PELLI Maurizio (ITA) / FEAR-ROSS Andi (NZL)

ESP - Spain

No.	Name	Date of Birth	Competition Statistics							
			GP	G	PG	GC	YC	RC	SW	SL
1	AREGO Javier	20 SEP 2000	1							
2	GORDO Angel	18 AUG 1986	1	1						
3	AGUILAR Jose	11 OCT 2004	1							
5	GARCIA Pablo	20 FEB 2002	1							
6	ROMERO Antonio	5 MAR 2003	1			1				
7	GORDO Alex	2 APR 1990	1	2					1	
9	CASAL Alex	4 DEC 1989	1	1						
10	VALLS Alejandro	22 APR 1995	1							
Coach: CATARINO Americo (FRA)										

ESP Played		
PR	FRA	4-5
PR	POL	14 AUG
PR	DEN	14 AUG

POL - Poland

No.	Name	Date of Birth	Competition Statistics							
			GP	G	PG	GC	YC	RC	SW	SL
1	BULIRA Juliusz	14 APR 2004	1	2						
2	BULIRA Jan	27 APR 2002	1							
3	MIGDALSKI Hubert	29 JAN 1991	1							
4	ROSIK Maciej	12 OCT 2002	1			1				
5	MANCZAK Wiktor	31 MAR 2004	1						2	
6	DONART Mateusz	10 JUN 1995	1							
9	PILARZ Lukasz	1 JUL 1990	1							
10	GRZEBALSKI Kacper	30 DEC 2003	1							
Coach: PAWEL Teleman										

POL Played		
PR	DEN	2-4
PR	ESP	14 AUG
PR	FRA	14 AUG

Legend:

CR5-8 Consolation Round 5-8

No. Shirt Number

SL Sprints Lost

G Goals

PG Penalty Goals

SW Sprints Won

GC Green Cards

PR Preliminary Round

YC Yellow Cards

GP Games Played

RC Red Cards



THU 14 AUG 2025
Start Time: 13:00

Preliminary Round - Group B

Results

Game No.: 8

ESP 8 vs 5 POL

1st Period: 4 - 3

2nd Period: 4 - 2

Referees: PELLI Maurizio (ITA) / FEAR-ROSS Andi (NZL)

ESP - Spain

No	Name	G / S	%	PS	%	AS	S	Punishments			TP
								GC	YC	RC	
1	AREGO Javier	1/3	33				2				17:36
2	GORDO Angel										10:48
3	AGUILAR Jose	1/2	50								9:09
5	GARCIA Pablo										9:17
6	ROMERO Antonio	3/4	75								10:28
7	GORDO Alex	1/4	25								15:12
9	CASAL Alex	0/2	0			1		1			15:09
10	VALLS Alejandro	2/3	67								12:21
Coach: CATARINO Americo											
Total		8/18	44			1	2	1			

POL - Poland

No	Name	G / S	%	PS	%	AS	S	Punishments			TP
								GC	YC	RC	
1	BULIRA Juliusz	1/2	50								14:33
2	BULIRA Jan	2/5	40								15:28
3	MIGDALSKI Hubert	0/1	0								12:14
4	ROSIK Maciej										10:01
5	MANCZAK Wiktor	1/2	50								13:24
6	DONART Mateusz	1/3	33								15:35
9	PILARZ Lukasz										9:43
10	GRZEBALSKI Kacper						2				9:02
Coach: PAWEL Teleman											
Total		5/13	38				2				

Team Statistics	CS	%	BS	%	PS	%	FB	%	C	SW
Spain	7/16	44					1/2	50	6	2
Poland	4/12	33	1/1	100					4	0

Running Score

ESP - POL

1st Period

VALLS A.	1	:	0		
	1	:	1	BULIRA J.	
	1	:	2	MANCZAK W.	
ROMERO A.	2	:	2		
AGUILAR J.	3	:	2		
	3	:	3	BULIRA J.	
GORDO A.	4	:	3		

2nd Period

VALLS A.	5	:	3		
	5	:	4	BULIRA J.	
	5	:	5	DONART M.	
AREGO J.	6	:	5		
ROMERO A.	7	:	5		
ROMERO A.	8	:	5		

Legend:

%	Efficiency	AS	Assists	BS	Background Shots	C	Corner	CS	Close Shots	FB	Fastbreaks
G/S	Goals/Shots	GC	Green Card	PS	Penalty Shots	RC	Red Card	S	Saves	SW	Sprints Won
TP	Time Played	YC	Yellow Card								



THU 14 AUG 2025
Start Time: 19:20

Preliminary Round - Group B

Start List

Game No.: 11

FRA vs POL

Referees: WATTS Steve (GBR) / FEAR-ROSS Andi (NZL)

FRA - France

No.	Name	Date of Birth	Competition Statistics							
			GP	G	PG	GC	YC	RC	SW	SL
1	BOUDELLAL Housseem	12 FEB 1998	2							
2	COTTA Baptiste	3 DEC 1993	2							
3	DEHAINAULT Leo	2 JAN 2000	2	2					1	1
4	LEMARCHAND Guillaume	23 MAY 2000	2	2						
6	PILLON Florian	8 OCT 1998	2	1						
7	RICHARD Emeric	3 DEC 2003	2						1	
9	LEGENBRE Maxime	13 JAN 2003	2	1						
10	BATTIN Pierre	10 SEP 1999	2						1	1
Coach: RICHER Thomas										

FRA Played		
PR	ESP	5-4
PR	DEN	1-2
PR	POL	14 AUG

POL - Poland

No.	Name	Date of Birth	Competition Statistics							
			GP	G	PG	GC	YC	RC	SW	SL
1	BULIRA Juliusz	14 APR 2004	2	3						
2	BULIRA Jan	27 APR 2002	2	2						
3	MIGDALSKI Hubert	29 JAN 1991	2							
4	ROSIK Maciej	12 OCT 2002	2			1				
5	MANCZAK Wiktor	31 MAR 2004	2	1					2	2
6	DONART Mateusz	10 JUN 1995	2	1						
9	PILARZ Lukasz	1 JUL 1990	2							
10	GRZEBALSKI Kacper	30 DEC 2003	2							
Coach: PAWEL Teleman										

POL Played		
PR	DEN	2-4
PR	ESP	5-8
PR	FRA	14 AUG

Legend:

CR5-8 Consolation Round 5-8

No. Shirt Number

SL Sprints Lost

G Goals

PG Penalty Goals

SW Sprints Won

GC Green Cards

PR Preliminary Round

YC Yellow Cards

GP Games Played

RC Red Cards



Results

Game No.: 11

FRA 10 vs 4 POL

1st Period: 4 - 2
2nd Period: 6 - 2

Referees: WATTS Steve (GBR) / FEAR-ROSS Andi (NZL)

FRA - France

No	Name	G / S	%	PS	%	AS	S	Punishments			TP
								GC	YC	RC	
1	BOUDELLAL Housseem	1/1	100				1				18:18
2	COTTA Baptiste	3/3	100			1					16:21
3	DEHAINAULT Leo	0/2	0				1				13:28
4	LEMARCHAND Guillaume	1/3	33								12:46
6	PILLON Florian	1/3	33								13:53
7	RICHARD Emeric	2/2	100								7:14
9	LEGENDRE Maxime	2/2	100								10:01
10	BATTIN Pierre										7:59
Coach: RICHER Thomas											
Total		10/16	63			1	2				

POL - Poland

No	Name	G / S	%	PS	%	AS	S	Punishments			TP
								GC	YC	RC	
1	BULIRA Juliusz	0/1	0			1					13:35
2	BULIRA Jan	1/2	50								14:42
3	MIGDALSKI Hubert										12:12
4	ROSIK Maciej	0/2	0				2				10:19
5	MANCZAK Wiktor	2/2	100								14:53
6	DONART Mateusz	1/2	50								14:10
9	PILARZ Lukasz	0/1	0								8:23
10	GRZEBALSKI Kacper						2				11:46
Coach: PAWEŁ Teleman											
Total		4/10	40			1	4				

Team Statistics	CS	%	BS	%	PS	%	FB	%	C	SW
France	8/13	62	0/1	0			2/2	100	4	1
Poland	4/10	40							3	1

Running Score

FRA - POL

1st Period

0	:	1	MANCZAK W.
COTTA B.	:	1	
1	:	2	BULIRA J.
COTTA B.	:	2	
LEGENDRE M.	:	3	
PILLON F.	:	4	

2nd Period

4	:	3	DONART M.
LEMARCHAND G.	:	5	
RICHARD E.	:	6	
RICHARD E.	:	7	
LEGENDRE M.	:	8	
8	:	4	MANCZAK W.
BOUDELLAL H.	:	9	
COTTA B.	:	10	

Legend:

%	Efficiency	AS	Assists	BS	Background Shots	C	Corner	CS	Close Shots	FB	Fastbreaks
G/S	Goals/Shots	GC	Green Card	PS	Penalty Shots	RC	Red Card	S	Saves	SW	Sprints Won
TP	Time Played	YC	Yellow Card								



Start List

Game No.: 12

DEN vs ESP

Referees: PELLI Maurizio (ITA) / KONG Evan (SGP)

DEN - Denmark

No.	Name	Date of Birth	Competition Statistics							
			GP	G	PG	GC	YC	RC	SW	SL
1	THORBORG Niels	20 MAR 1998	2							
2	WELLENDORPH Mathias	1 DEC 1993	2	4						
3	CHRISTIANSEN Andreas	3 MAR 1998	2							
4	EYBYE Martin	28 FEB 1994	2	1						
6	JOERGENSEN Anders	21 MAY 2005	2							
7	KLEIST Kristian	16 OCT 1998	2			2			1	2
8	LARSEN Marius	2 AUG 2001	2	1						1
10	SOJA Jakob	3 MAY 1999	2			1				
Coach: IVERSEN Jeppe										

DEN Played		
PR	POL	4-2
PR	FRA	2-1
PR	ESP	14 AUG

ESP - Spain

No.	Name	Date of Birth	Competition Statistics							
			GP	G	PG	GC	YC	RC	SW	SL
1	AREGO Javier	20 SEP 2000	2	1						
2	GORDO Angel	18 AUG 1986	2	1						
3	AGUILAR Jose	11 OCT 2004	2	1						
5	GARCIA Pablo	20 FEB 2002	2							
6	ROMERO Antonio	5 MAR 2003	2	3		1				
7	GORDO Alex	2 APR 1990	2	3					3	
9	CASAL Alex	4 DEC 1989	2	1		1				
10	VALLS Alejandro	22 APR 1995	2	2						
Coach: CATARINO Americo (FRA)										

ESP Played		
PR	FRA	4-5
PR	POL	8-5
PR	DEN	14 AUG

Legend:

CR5-8 Consolation Round 5-8

No. Shirt Number

SL Sprints Lost

G Goals

PG Penalty Goals

SW Sprints Won

GC Green Cards

PR Preliminary Round

YC Yellow Cards

GP Games Played

RC Red Cards



Results

Game No.: 12

DEN 5 vs 4 ESP

1st Period: 3 - 2

2nd Period: 2 - 2

Referees: PELLI Maurizio (ITA) / KONG Evan (SGP)

DEN - Denmark

No	Name	G / S	%	PS	%	AS	S	Punishments			TP
								GC	YC	RC	
1	THORBORG Niels										7:41
2	WELLENDORPH Mathias	2/5	40								19:42
3	CHRISTIANSEN Andreas						1				6:46
4	EYBYE Martin					2					18:17
6	JOERGENSEN Anders					1					7:32
7	KLEIST Kristian	0/2	0					1			18:12
8	LARSEN Marius	1/2	50								10:25
10	SOJA Jakob	2/3	67								11:25
Coach: IVERSEN Jeppe											
Total		5/12	42			3	1	1			

Running Score

DEN - ESP

1st Period

0	:	1	AREGO J.
WELLENDORPH M.	:	1	
LARSEN M.	:	1	
SOJA J.	:	1	
3	:	2	CASAL A.

2nd Period

3	:	3	AREGO J.
WELLENDORPH M.	:	3	
SOJA J.	:	3	
5	:	4	GARCIA P.

ESP - Spain

No	Name	G / S	%	PS	%	AS	S	Punishments			TP
								GC	YC	RC	
1	AREGO Javier	2/5	40				3				17:44
2	GORDO Angel	0/2	0								15:03
3	AGUILAR Jose	0/1	0								8:04
5	GARCIA Pablo	1/1	100								5:18
6	ROMERO Antonio	0/1	0								10:42
7	GORDO Alex	0/5	0								18:35
9	CASAL Alex	1/3	33								13:11
10	VALLS Alejandro										11:23
Coach: CATARINO Americo											
Total		4/18	22				3				

Team Statistics	CS	%	BS	%	PS	%	FB	%	C	SW
Denmark	5/12	42							3	1
Spain	2/16	13	2/2	100					3	1

Legend:											
%	Efficiency	AS	Assists	BS	Background Shots	C	Corner	CS	Close Shots	FB	Fastbreaks
G/S	Goals/Shots	GC	Green Card	PS	Penalty Shots	RC	Red Card	S	Saves	SW	Sprints Won
TP	Time Played	YC	Yellow Card								



Start List

Game No.: 1

GER vs ITA

Referees: BRACKEZ Virginie (FRA) / SONDBERG Asger (DEN)

GER - Germany

No.	Name	Date of Birth	Competition Statistics							
			GP	G	PG	GC	YC	RC	SW	SL
1	PRESCHER Julian Oskar	19 MAY 1995								
3	UNTERFELD Lennart	2 MAR 1995								
4	RIECKE Tim	17 JUN 1999								
5	BEUKENBUSCH Erik	17 NOV 2003								
6	BECKMANN Arne Linus	7 JUN 1999								
7	KIRCHHOFF Rene	30 JUL 1999								
8	VIEREN Jonas	2 FEB 1990								
10	KONRAD Leon Max Paul	7 MAR 1998								
Coach: ZIROTZKI Bjorn										

GER Played		
PR	ITA	13 AUG
PR	GBR	14 AUG
PR	CHN	14 AUG

ITA - Italy

No.	Name	Date of Birth	Competition Statistics							
			GP	G	PG	GC	YC	RC	SW	SL
1	BERTELLONI Andrea	22 AUG 1989								
2	RUGGIERO Giuseppe	6 JUN 2004								
3	LAMPO Tommaso Gaetano	24 JUN 2004								
5	HAACK Jan Erik	22 FEB 1989								
7	EMANUELE Gianmarco	17 MAY 1991								
8	SCHIANO DI COLA Alessandro	7 APR 2004								
9	MASSA Fabrizio	11 JAN 1996								
10	COSTAGLIOLA Andrea Silvio	3 NOV 1995								
Coach: BELLINI Luca										

ITA Played		
PR	GER	13 AUG
PR	CHN	14 AUG
PR	GBR	14 AUG

Legend:

CR5-8 Consolation Round 5-8

No. Shirt Number

SL Sprints Lost

G Goals

PG Penalty Goals

SW Sprints Won

GC Green Cards

PR Preliminary Round

YC Yellow Cards

GP Games Played

RC Red Cards



WED 13 AUG 2025
Start Time: 13:40

Preliminary Round - Group A

Results

Game No.: 1

GER 5 vs 3 ITA

1st Period: 3 - 2

2nd Period: 2 - 1

Referees: BRACKEZ Virginie (FRA) / SONDBERG Asger (DEN)

GER - Germany

No	Name	G / S	%	PS	%	AS	S	Punishments			TP
								GC	YC	RC	
1	PRESCHER Julian Oskar	0/1	0								7:07
3	UNTERFELD Lennart	2/3	67			1	1				12:32
4	RIECKE Tim	3/4	75								13:03
5	BEUKENBUSCH Erik	0/1	0								12:53
6	BECKMANN Arne Linus										9:44
7	KIRCHHOFF Rene	0/1	0			3	3				19:00
8	VIEREN Jonas	0/1	0								12:42
10	KONRAD Leon Max Paul	0/3	0								12:59
Coach: ZIROTZKI Bjorn											
Total		5/14	36			4	4				

Running Score

GER - ITA

1st Period

0 : 1 BERTELLONI A.

0 : 2 COSTAGLIOLA A.

RIECKE T. 1 : 2

UNTERFELD L. 2 : 2

RIECKE T. 3 : 2

2nd Period

3 : 3 MASSA F.

UNTERFELD L. 4 : 3

RIECKE T. 5 : 3

ITA - Italy

No	Name	G / S	%	PS	%	AS	S	Punishments			TP
								GC	YC	RC	
1	BERTELLONI Andrea	1/1	100								11:58
2	RUGGIERO Giuseppe	0/1	0			1	1				20:00
3	LAMPO Tommaso Gaetano	0/1	0			1					16:42
5	HAACK Jan Erik										5:44
7	EMANUELE Gianmarco	0/1	0								10:15
8	SCHIANO DI COLA Alessandro										9:48
9	MASSA Fabrizio	1/2	50								11:50
10	COSTAGLIOLA Andrea Silvio	1/3	33								13:43
Coach: BELLINI Luca											
Total		3/9	33			2	1				

Team Statistics	CS	%	BS	%	PS	%	FB	%	C	SW
Germany	4/12	33					1/2	50	3	2
Italy	2/8	25					1/1	100	3	0

Legend:

%	Efficiency	AS	Assists	BS	Background Shots	C	Corner	CS	Close Shots	FB	Fastbreaks
G/S	Goals/Shots	GC	Green Card	PS	Penalty Shots	RC	Red Card	S	Saves	SW	Sprints Won
TP	Time Played	YC	Yellow Card								

Timing and Results provided by Tissot

CPOMTEAM5-----GPA-000100--_73 v1.0

Report Created WED 13 AUG 2025 14:06

Page 1 / 1



Start List

Game No.: 2

GBR vs CHN

Referees: FERNANDEZ CANALEJAS Ivan (ESP) / BUGAJ Marta (POL)

GBR - Great Britain

No.	Name	Date of Birth	Competition Statistics							
			GP	G	PG	GC	YC	RC	SW	SL
1	MCCUTCHEON Kartik	12 NOV 1993								
2	MCCUTCHEON Suryan	15 APR 1996								
3	BOWDEN Caleb	14 APR 2001								
4	LOWTHORPE Alex	21 SEP 1997								
5	BOYLE Angus	11 APR 2003								
6	MCCUTCHEON Shivan	6 SEP 1998								
8	MCCONVEY Fergal	31 JUL 2000								
9	MCCUTCHEON Santanam	10 OCT 2003								
Coach: COYLES Virginia Rachel										

GBR Played		
PR	CHN	13 AUG
PR	GER	14 AUG
PR	ITA	14 AUG

CHN - People's Republic of China

No.	Name	Date of Birth	Competition Statistics							
			GP	G	PG	GC	YC	RC	SW	SL
2	FENG Zihang	4 OCT 2008								
3	CHEN Bin	15 AUG 2003								
4	LIN Ting	9 MAY 2001								
6	CHEN Rong	15 AUG 2003								
7	SHI Weijie	9 DEC 2001								
9	XU Yuecheng	26 DEC 2009								
10	CHEN Maozhong	7 DEC 2008								
Coach: WANG Haihong										

CHN Played		
PR	GBR	13 AUG
PR	ITA	14 AUG
PR	GER	14 AUG

Legend:

CR5-8 Consolation Round 5-8

No. Shirt Number

SL Sprints Lost

G Goals

PG Penalty Goals

SW Sprints Won

GC Green Cards

PR Preliminary Round

YC Yellow Cards

GP Games Played

RC Red Cards



WED 13 AUG 2025
Start Time: 14:20

Preliminary Round - Group A

Results

Game No.: 2

GBR 12 vs 2 CHN

1st Period: 7 - 2

2nd Period: 5 - 0

Referees: FERNANDEZ CANALEJAS Ivan (ESP) / BUGAJ Marta (POL)

GBR - Great Britain

No	Name	G / S	%	PS	%	AS	S	Punishments			TP
								GC	YC	RC	
1	MCCUTCHEON Kartik	3/3	100								7:28
2	MCCUTCHEON Suryan	1/3	33								15:40
3	BOWDEN Caleb	1/2	50			1					12:15
4	LOWTHORPE Alex	1/2	50			3					12:39
5	BOYLE Angus	1/1	100								8:37
6	MCCUTCHEON Shivan	0/1	0			4	1				20:00
8	MCCONVEY Fergal	2/4	50			1					11:23
9	MCCUTCHEON Santanam	3/5	60			1					11:58
Coach: COYLES Virginia Rachel											
Total		12/21	57			10	1				

Running Score

GBR - CHN

1st Period

0 : 1 CHEN R.

McCUTCHEON S. 1 : 1

McCUTCHEON K. 2 : 1

BOYLE A. 3 : 1

McCUTCHEON S. 4 : 1

McCUTCHEON S. 5 : 1

McCUTCHEON S. 6 : 1

6 : 2 CHEN R.

BOWDEN C. 7 : 2

2nd Period

McCONVEY F. 8 : 2

McCONVEY F. 9 : 2

McCUTCHEON K. 10 : 2

McCUTCHEON K. 11 : 2

LOWTHORPE A. 12 : 2

CHN - People's Republic of China

No	Name	G / S	%	PS	%	AS	S	Punishments			TP
								GC	YC	RC	
2	FENG Zihang										10:33
3	CHEN Bin	0/2	0			2	2				18:35
4	LIN Ting										8:48
6	CHEN Rong	2/4	50								18:40
7	SHI Weijie										14:58
9	XU Yuecheng										16:51
10	CHEN Maozhong	0/1	0								11:35
Coach: WANG Haihong											
Total		2/7	29			2	2				

Team Statistics	CS	%	BS	%	PS	%	FB	%	C	SW
Great Britain	10/18	56	0/1	0			2/2	100	2	2
People's Republic of China	2/7	29							1	0

Legend:											
%	Efficiency	AS	Assists	BS	Background Shots	C	Corner	CS	Close Shots	FB	Fastbreaks
G/S	Goals/Shots	GC	Green Card	PS	Penalty Shots	RC	Red Card	S	Saves	SW	Sprints Won
TP	Time Played	YC	Yellow Card								

Timing and Results provided by Tissot



Start List

Game No.: 5

GER vs GBR

Referees: FERNANDEZ CANALEJAS Ivan (ESP) / BUGAJ Marta (POL)

GER - Germany

No.	Name	Date of Birth	Competition Statistics							
			GP	G	PG	GC	YC	RC	SW	SL
1	PRESCHER Julian Oskar	19 MAY 1995	1							
3	UNTERFELD Lennart	2 MAR 1995	1	2						
4	RIECKE Tim	17 JUN 1999	1	3						
5	BEUKENBUSCH Erik	17 NOV 2003	1							
6	BECKMANN Arne Linus	7 JUN 1999	1							
7	KIRCHHOFF Rene	30 JUL 1999	1							
8	VIEREN Jonas	2 FEB 1990	1							
10	KONRAD Leon Max Paul	7 MAR 1998	1						2	
Coach: ZIROTZKI Bjorn										

GER Played		
PR	ITA	5-3
PR	GBR	14 AUG
PR	CHN	14 AUG

GBR - Great Britain

No.	Name	Date of Birth	Competition Statistics							
			GP	G	PG	GC	YC	RC	SW	SL
1	MCCUTCHEON Kartik	12 NOV 1993	1	3						
2	MCCUTCHEON Suryan	15 APR 1996	1	1						
3	BOWDEN Caleb	14 APR 2001	1	1						
4	LOWTHORPE Alex	21 SEP 1997	1	1						
5	BOYLE Angus	11 APR 2003	1	1						
6	MCCUTCHEON Shivan	6 SEP 1998	1							
8	MCCONVEY Fergal	31 JUL 2000	1	2						
9	MCCUTCHEON Santanam	10 OCT 2003	1	3					2	
Coach: COYLES Virginia Rachel										

GBR Played		
PR	CHN	12-2
PR	GER	14 AUG
PR	ITA	14 AUG

Legend:

CR5-8 Consolation Round 5-8

No. Shirt Number

SL Sprints Lost

G Goals

PG Penalty Goals

SW Sprints Won

GC Green Cards

PR Preliminary Round

YC Yellow Cards

GP Games Played

RC Red Cards



Results

Game No.: 5

GER 2 vs 1 GBR

1st Period: 0 - 0

2nd Period: 2 - 1

Referees: FERNANDEZ CANALEJAS Ivan (ESP) / BUGAJ Marta (POL)

GER - Germany

No	Name	G / S	%	PS	%	AS	S	Punishments			TP
								GC	YC	RC	
1	PRESCHER Julian Oskar	0/1	0								9:25
3	UNTERFELD Lennart	1/2	50								12:47
4	RIECKE Tim					1		1			13:36
5	BEUKENBUSCH Erik										10:34
6	BECKMANN Arne Linus	0/1	0								8:53
7	KIRCHHOFF Rene	0/2	0				1				20:00
8	VIEREN Jonas	0/1	0			1					14:26
10	KONRAD Leon Max Paul	1/3	33								10:19
Coach: ZIROTZKI Bjorn											
Total		2/10	20			2	1	1			

Running Score

GER - GBR

2nd Period

0 : 1 McCUTCHEON S.

UNTERFELD L. 1 : 1

KONRAD L. 2 : 1

GBR - Great Britain

No	Name	G / S	%	PS	%	AS	S	Punishments			TP
								GC	YC	RC	
1	MCCUTCHEON Kartik						1				5:44
2	MCCUTCHEON Suryan	0/7	0								17:20
3	BOWDEN Caleb	0/2	0								2:44
4	LOWTHORPE Alex	0/1	0					1			13:42
5	BOYLE Angus										8:22
6	MCCUTCHEON Shivan						1				20:00
8	MCCONVEY Fergal	0/1	0								13:47
9	MCCUTCHEON Santanam	1/3	33								18:21
Coach: COYLES Virginia Rachel											
Total		1/14	7				2	1			

Team Statistics	CS	%	BS	%	PS	%	FB	%	C	SW
Germany	2/10	20							2	0
Great Britain	0/13	0					1/1	100	3	2

Legend:

%	Efficiency	AS	Assists	BS	Background Shots	C	Corner	CS	Close Shots	FB	Fastbreaks
G/S	Goals/Shots	GC	Green Card	PS	Penalty Shots	RC	Red Card	S	Saves	SW	Sprints Won
TP	Time Played	YC	Yellow Card								



Start List

Game No.: 6

ITA vs CHN

Referees: SONDBERG Asger (DEN) / BRACKEZ Virginie (FRA)

ITA - Italy

No.	Name	Date of Birth	Competition Statistics							
			GP	G	PG	GC	YC	RC	SW	SL
1	BERTELLONI Andrea	22 AUG 1989	1	1						
2	RUGGIERO Giuseppe	6 JUN 2004	1							
3	LAMPO Tommaso Gaetano	24 JUN 2004	1							
5	HAACK Jan Erik	22 FEB 1989	1							
7	EMANUELE Gianmarco	17 MAY 1991	1							
8	SCHIANO DI COLA Alessandro	7 APR 2004	1							
9	MASSA Fabrizio	11 JAN 1996	1	1						2
10	COSTAGLIOLA Andrea Silvio	3 NOV 1995	1	1						
Coach: BELLINI Luca										

ITA Played		
PR	GER	3-5
PR	CHN	14 AUG
PR	GBR	14 AUG

CHN - People's Republic of China

No.	Name	Date of Birth	Competition Statistics							
			GP	G	PG	GC	YC	RC	SW	SL
2	FENG Zihang	4 OCT 2008	1							
3	CHEN Bin	15 AUG 2003	1							
4	LIN Ting	9 MAY 2001	1							1
6	CHEN Rong	15 AUG 2003	1	2						1
7	SHI Weijie	9 DEC 2001	1							
9	XU Yuecheng	26 DEC 2009	1							
10	CHEN Maozhong	7 DEC 2008	1							
Coach: WANG Haihong										

CHN Played		
PR	GBR	2-12
PR	ITA	14 AUG
PR	GER	14 AUG

Legend:

CR5-8 Consolation Round 5-8

No. Shirt Number

SL Sprints Lost

G Goals

PG Penalty Goals

SW Sprints Won

GC Green Cards

PR Preliminary Round

YC Yellow Cards

GP Games Played

RC Red Cards



Results

Game No.: 6

ITA 18 vs 0 CHN

1st Period: 9 - 0

2nd Period: 9 - 0

Referees: SONDBERG Asger (DEN) / BRACKEZ Virginie (FRA)

ITA - Italy

No	Name	G / S	%	PS	%	AS	S	Punishments			TP
								GC	YC	RC	
1	BERTELLONI Andrea	2/2	100								10:20
2	RUGGIERO Giuseppe					2					20:00
3	LAMPO Tommaso Gaetano	3/3	100			1					12:27
5	HAACK Jan Erik	1/2	50			2					10:03
7	EMANUELE Gianmarco	4/5	80			1					10:50
8	SCHIANO DI COLA Alessandro	1/2	50			1					9:52
9	MASSA Fabrizio	4/4	100			2					12:10
10	COSTAGLIOLA Andrea Silvio	3/4	75			2					14:18
Coach: BELLINI Luca								1			
Total		18/22	82			11		1			

Running Score

ITA - CHN

1st Period

COSTAGLIOLA A.	1	:	0
MASSA F.	2	:	0
EMANUELE G.	3	:	0
MASSA F.	4	:	0
MASSA F.	5	:	0
COSTAGLIOLA A.	6	:	0
MASSA F.	7	:	0
HAACK J.	8	:	0
LAMPO T.	9	:	0

2nd Period

EMANUELE G.	10	:	0
BERTELLONI A.	11	:	0
COSTAGLIOLA A.	12	:	0
LAMPO T.	13	:	0
EMANUELE G.	14	:	0
LAMPO T.	15	:	0
SCHIANO DI COLA A.	16	:	0
BERTELLONI A.	17	:	0
EMANUELE G.	18	:	0

CHN - People's Republic of China

No	Name	G / S	%	PS	%	AS	S	Punishments			TP
								GC	YC	RC	
2	FENG Zihang	0/1	0								12:19
3	CHEN Bin	0/3	0								17:12
4	LIN Ting						2				15:53
6	CHEN Rong	0/6	0								16:35
7	SHI Weijie							1			13:24
9	XU Yuecheng										15:34
10	CHEN Maozhong										9:03
Coach: WANG Haihong											
Total		0/10	0				2	1			

Team Statistics	CS	%	BS	%	PS	%	FB	%	C	SW
Italy	13/17	76					5/5	100	2	2
People's Republic of China	0/6	0	0/4	0					0	0

Legend:											
%	Efficiency	AS	Assists	BS	Background Shots	C	Corner	CS	Close Shots	FB	Fastbreaks
G/S	Goals/Shots	GC	Green Card	PS	Penalty Shots	RC	Red Card	S	Saves	SW	Sprints Won
TP	Time Played	YC	Yellow Card								



Start List

Game No.: 9

GER vs CHN

Referees: BUGAJ Marta (POL) / FERNANDEZ CANALEJAS Ivan (ESP)

GER - Germany

No.	Name	Date of Birth	Competition Statistics							
			GP	G	PG	GC	YC	RC	SW	SL
1	PRESCHER Julian Oskar	19 MAY 1995	2							
3	UNTERFELD Lennart	2 MAR 1995	2	3						
4	RIECKE Tim	17 JUN 1999	2	3		1				1
5	BEUKENBUSCH Erik	17 NOV 2003	2							
6	BECKMANN Arne Linus	7 JUN 1999	2							
7	KIRCHHOFF Rene	30 JUL 1999	2							
8	VIEREN Jonas	2 FEB 1990	2							
10	KONRAD Leon Max Paul	7 MAR 1998	2	1					2	1
Coach: ZIROTZKI Bjorn										

GER Played		
PR	ITA	5-3
PR	GBR	2-1
PR	CHN	14 AUG

CHN - People's Republic of China

No.	Name	Date of Birth	Competition Statistics							
			GP	G	PG	GC	YC	RC	SW	SL
2	FENG Zihang	4 OCT 2008	2							
3	CHEN Bin	15 AUG 2003	2							
4	LIN Ting	9 MAY 2001	2							1
6	CHEN Rong	15 AUG 2003	2	2						2
7	SHI Weijie	9 DEC 2001	2			1				
9	XU Yuecheng	26 DEC 2009	2							
10	CHEN Maozhong	7 DEC 2008	2							1
Coach: WANG Haihong										

CHN Played		
PR	GBR	2-12
PR	ITA	0-18
PR	GER	14 AUG

Legend:

CR5-8 Consolation Round 5-8

No. Shirt Number

SL Sprints Lost

G Goals

PG Penalty Goals

SW Sprints Won

GC Green Cards

PR Preliminary Round

YC Yellow Cards

GP Games Played

RC Red Cards



THU 14 AUG 2025
Start Time: 18:00

Preliminary Round - Group A

Results

Game No.: 9

GER 13 vs 0 CHN

1st Period: 3 - 0

2nd Period: 10 - 0

Referees: BUGAJ Marta (POL) / FERNANDEZ CANALEJAS Ivan (ESP)

GER - Germany

No	Name	G / S	%	PS	%	AS	S	Punishments			TP
								GC	YC	RC	
1	PRESCHER Julian Oskar										8:06
3	UNTERFELD Lennart	3/5	60			1					13:23
4	RIECKE Tim	1/4	25			1					13:15
5	BEUKENBUSCH Erik	1/1	100								11:54
6	BECKMANN Arne Linus	0/1	0								7:39
7	KIRCHHOFF Rene	2/2	100			3	1				19:09
8	VIEREN Jonas	4/4	100	1/1	100	2					13:42
10	KONRAD Leon Max Paul	2/4	50			1					12:52
Coach: ZIROTZKI Bjorn											
Total		13/21	62	1/1	100	8	1				

Running Score

GER - CHN

1st Period

UNTERFELD L. 1 : 0

VIEREN J. 2 : 0

UNTERFELD L. 3 : 0

2nd Period

KONRAD L. 4 : 0

VIEREN J. 5 : 0

VIEREN J. 6 : 0

KIRCHHOFF R. 7 : 0

KIRCHHOFF R. 8 : 0

RIECKE T. 9 : 0

VIEREN J. 10 : 0

BEUKENBUSCH E. 11 : 0

UNTERFELD L. 12 : 0

KONRAD L. 13 : 0

CHN - People's Republic of China

No	Name	G / S	%	PS	%	AS	S	Punishments			TP
								GC	YC	RC	
2	FENG Zihang						1				7:16
3	CHEN Bin	0/2	0								16:56
4	LIN Ting						2				15:33
6	CHEN Rong	0/6	0					1			17:01
7	SHI Weijie							1			16:37
9	XU Yuecheng										11:19
10	CHEN Maozhong										15:18
Coach: WANG Haihong											
Total		0/8	0				3	2			

Team Statistics	CS	%	BS	%	PS	%	FB	%	C	SW
Germany	7/14	50	0/1	0	1/1	100	5/5	100	3	2
People's Republic of China	0/8	0							2	0

Legend:

%	Efficiency	AS	Assists	BS	Background Shots	C	Corner	CS	Close Shots	FB	Fastbreaks
G/S	Goals/Shots	GC	Green Card	PS	Penalty Shots	RC	Red Card	S	Saves	SW	Sprints Won
TP	Time Played	YC	Yellow Card								

Timing and Results provided by Tissot

CPOMTEAM5-----GPA-000500--_73 v1.0

Report Created THU 14 AUG 2025 18:28

Page 1 / 1



Start List

Game No.: 10

GBR vs ITA

Referees: BRACKEZ Virginie (FRA) / SONDBERG Asger (DEN)

GBR - Great Britain

No.	Name	Date of Birth	Competition Statistics							
			GP	G	PG	GC	YC	RC	SW	SL
1	MCCUTCHEON Kartik	12 NOV 1993	2	3						
2	MCCUTCHEON Suryan	15 APR 1996	2	1					1	
3	BOWDEN Caleb	14 APR 2001	2	1						
4	LOWTHORPE Alex	21 SEP 1997	2	1		1				
5	BOYLE Angus	11 APR 2003	2	1						
6	MCCUTCHEON Shivan	6 SEP 1998	2							
8	MCCONVEY Fergal	31 JUL 2000	2	2						
9	MCCUTCHEON Santanam	10 OCT 2003	2	4					3	
Coach: COYLES Virginia Rachel										

GBR Played		
PR	CHN	12-2
PR	GER	1-2
PR	ITA	14 AUG

ITA - Italy

No.	Name	Date of Birth	Competition Statistics							
			GP	G	PG	GC	YC	RC	SW	SL
1	BERTELLONI Andrea	22 AUG 1989	2	3						
2	RUGGIERO Giuseppe	6 JUN 2004	2							
3	LAMPO Tommaso Gaetano	24 JUN 2004	2	3						
5	HAACK Jan Erik	22 FEB 1989	2	1						
7	EMANUELE Gianmarco	17 MAY 1991	2	4						
8	SCHIANO DI COLA Alessandro	7 APR 2004	2	1						
9	MASSA Fabrizio	11 JAN 1996	2	5					2	2
10	COSTAGLIOLA Andrea Silvio	3 NOV 1995	2	4						
Coach: BELLINI Luca										

ITA Played		
PR	GER	3-5
PR	CHN	18-0
PR	GBR	14 AUG

Legend:

CR5-8 Consolation Round 5-8

No. Shirt Number

SL Sprints Lost

G Goals

PG Penalty Goals

SW Sprints Won

GC Green Cards

PR Preliminary Round

YC Yellow Cards

GP Games Played

RC Red Cards



Results

Game No.: 10

GBR 2 vs 4 ITA

1st Period: 1 - 1

2nd Period: 1 - 3

Referees: BRACKEZ Virginie (FRA) / SONDBERG Asger (DEN)

GBR - Great Britain

No	Name	G / S	%	PS	%	AS	S	Punishments			TP
								GC	YC	RC	
1	MCCUTCHEON Kartik										5:03
2	MCCUTCHEON Suryan	1/5	20	0/2	0						16:33
3	BOWDEN Caleb	0/3	0								9:22
4	LOWTHORPE Alex	0/3	0								12:30
5	BOYLE Angus	1/3	33								8:14
6	MCCUTCHEON Shivan	0/1	0			1					20:00
8	MCCONVEY Fergal	0/1	0								12:16
9	MCCUTCHEON Santanam	0/5	0								16:02
Coach: COYLES Virginia Rachel											
Total		2/21	10	0/2	0	1					

Running Score

GBR - ITA

1st Period

0 : 1 SCHIANO DI COLA A.

McCUTCHEON S. 1 : 1

2nd Period

BOYLE A. 2 : 1

2 : 2 BERTELLONI A.

2 : 3 BERTELLONI A.

2 : 4 LAMPO T.

ITA - Italy

No	Name	G / S	%	PS	%	AS	S	Punishments			TP
								GC	YC	RC	
1	BERTELLONI Andrea	2/2	100			1					12:47
2	RUGGIERO Giuseppe	0/1	0				2	1			18:35
3	LAMPO Tommaso Gaetano	1/1	100			1					11:10
5	HAACK Jan Erik										7:29
7	EMANUELE Gianmarco					1					13:57
8	SCHIANO DI COLA Alessandro	1/1	100								13:32
9	MASSA Fabrizio										9:46
10	COSTAGLIOLA Andrea Silvio	0/2	0								12:44
Coach: BELLINI Luca											
Total		4/7	57			3	2	1			

Team Statistics	CS	%	BS	%	PS	%	FB	%	C	SW
Great Britain	1/18	6			0/2	0	1/1	100	7	1
Italy	3/6	50					1/1	100	3	1

Legend:

%	Efficiency	AS	Assists	BS	Background Shots	C	Corner	CS	Close Shots	FB	Fastbreaks
G/S	Goals/Shots	GC	Green Card	PS	Penalty Shots	RC	Red Card	S	Saves	SW	Sprints Won
TP	Time Played	YC	Yellow Card								



CANOE POLO

Women



Team Roster

As of TUE 12 AUG 2025

CHN - People's Republic of China

No.	Name	Date of Birth	Age
1	HOU Huizhen	28 JUL 1993	32
3	SHEN Hui	30 JUL 2001	24
4	DU Xinke	29 JUL 2007	18
5	CHAO Yujia (C)	29 AUG 2007	17
6	JIANG Yixuan	30 OCT 2005	19
7	LI Yijie	18 JUL 2008	17
10	TIAN Jiayi	21 DEC 2007	17

Uniform colours Shirt**Team 1st** White**Team 2nd** Red**Team Officials****Team Manager:** SU Ke**Coach:** XU Haiwei



Team Roster

As of TUE 12 AUG 2025

DEN - Denmark

No.	Name	Date of Birth	Age
2	BRAENDHOLT Freia	8 AUG 2003	22
3	WEINREICH Cecilie	9 JUL 1994	31
4	ANDERSEN Sofia (C)	20 MAR 2004	21
5	ANDERSEN Sara	14 OCT 1999	25
7	JOERGENSEN Emilie	26 JAN 2000	25
8	ROBRA Lara	7 JUL 1998	27
9	THORSLUND Anna	30 JUL 2002	23
10	ROSLIND Michelle	17 JUN 1987	38

Uniform colours Shirt

Team 1st Red

Team 2nd Grey

Team Officials

Coach: OLESEN Peter

Team Official: BRAENDHOLT Geert

Team Official: WEILE Soeren

Team Official: KLEIST Per

Team Official: NIELSEN Soeren



Team Roster

As of TUE 12 AUG 2025

ESP - Spain

No.	Name	Date of Birth	Age
1	MARTINEZ Sonia	7 JUL 1976	49
4	AROSA Ines	15 JUL 2007	18
5	CALVENTE Sara	9 SEP 2003	21
6	CALVENTE Raquel	9 NOV 2007	17
7	CANAS Nuria	30 APR 1987	38
8	NIETO Lore	22 DEC 2000	24
9	CARMONA Bea (C)	9 NOV 1997	27

Uniform colours Shirt

Team 1st Red
Team 2nd White

Team Officials

Team Manager: HERNANZ Javier

Coach: PEREZ Edu

Doctor: CARMONA Toni



Team Roster

As of TUE 12 AUG 2025

GER - Germany

No.	Name	Date of Birth	Age
1	RUTZEN Jill Lara	1 DEC 2000	24
3	OZBAY Esra	26 FEB 1997	28
4	KUNZ Hannah Elisa	7 MAR 2002	23
5	SCHAEPER Svenja (C)	6 APR 1995	30
6	SCHMALENBACH Nele	24 JUL 2003	22
7	WAGNER Leonie	2 MAY 1997	28
9	HACHENBURG Nina	12 APR 2004	21
10	GRUNEWALD Katharin	2 OCT 2003	21

Uniform colours Shirt

Team 1st Black

Team 2nd White

Team Officials

Team Manager: BELOW Tim

Coach: GUNTHER Mirko

Doctor: DJUKIC Gordan

Team Official: RICHTER Lukas Enzo



Team Roster

As of TUE 12 AUG 2025

IRI - Islamic Republic of Iran

No.	Name	Date of Birth	Age
1	POUR ABDIAN Elaheh (C)	30 JAN 1991	34
2	MEHTARPOUR Anahita	3 FEB 2002	23
3	BOROUN Melika	9 JAN 1998	27
4	LAKZAIE Shiva	28 FEB 2003	22
5	SHABANI Mahdieh	15 DEC 1997	27
6	ESLAMI Atousa	31 JAN 2004	21
8	JALILIAN Fatemeh	1 OCT 1995	29
9	PIRNAJMEDDIN Setayesh	22 SEP 1997	27

Uniform colours Shirt

Team 1st Green

Team 2nd Black

Team Officials

Team Manager: SHAFIOF Seyediman

Team Manager: TABATABAEI MOGHADDAM Taraneh

Coach: HOJATI Nima



Team Roster

As of THU 14 AUG 2025

ITA - Italy

No.	Name	Date of Birth	Age
1	DAMONTE Giorgia	20 MAR 2008	17
2	MAZZANTI Veronica	28 DEC 2000	24
3	TREVISAN Chiara	15 FEB 1998	27
4	LAGO Maddalena	13 SEP 1997	27
6	CATANIA Roberta Elsa (C)	12 JAN 1989	36
7	FANNI Claudia	29 APR 2005	20
8	COGONI Silvia	3 OCT 1991	33
10	LANDOLINA Flavia	31 AUG 1995	29

Uniform colours Shirt**Team 1st** White**Team 2nd** Blue**Team Officials****Coach:** CIANCIO Francesca



Team Roster

As of FRI 15 AUG 2025

NED - Netherlands

No.	Name	Date of Birth	Age
1	DIJKSTRA Selina (C)	8 APR 2000	25
2	HUIZINGA Wendy	27 DEC 2005	19
3	BREEDT BRUIJN Thura	3 NOV 2002	22
4	VAN DUIJN Lizzy	4 OCT 2001	23
5	VAN AS Linda	11 AUG 1997	28
6	VAN HOFSLLOT Marieke	9 JUL 1999	26
7	VAN DEN BERG Alisha	10 MAR 2002	23
8	VAN DER MAAS Astrid	1 JAN 1996	29

Uniform colours	Shirt
Team 1st	Orange
Team 2nd	Blue

Team Officials

Coach:	VAN DER ZWAN Sytse
Team Official:	WARINK Mona
Team Official:	WESSELS Marlen



Team Roster

As of TUE 12 AUG 2025

NZL - New Zealand

No.	Name	Date of Birth	Age
1	HALES Casey	9 JUN 2000	25
2	AUSTIN Hayley	21 OCT 2004	20
3	AZEVEDO-LEADER Jessica	3 DEC 2001	23
4	WHEELER Georgia	16 NOV 1999	25
5	DUGDALE Tania (C)	14 JUN 1986	39
6	WHITE Ava	8 NOV 2001	23
7	SHEPHERD Alyssa	21 JUL 2003	22
8	MALCOLM Emma	7 OCT 2001	23

Uniform colours Shirt

Team 1st Black

Team 2nd White

Team Officials

Team Manager: PRASAD-SMITH Ngawini Lata

Coach: MCFADZEAN Andrew



Tournament Summary

As of SAT 16 AUG 2025 at 19:49

Group A										
Rank	Teams	Pts.	GP	Won	Ties	Lost	GF	GA	Diff.	HP
1	GER	9	3	3	0	0	34	4	30	0
2	NZL	6	3	2	0	1	28	6	22	-5
3	IRI	3	3	1	0	2	20	11	9	-5
4	CHN	0	3	0	0	3	1	62	-61	-5

Group B										
Rank	Teams	Pts.	GP	Won	Ties	Lost	GF	GA	Diff.	HP
1	NED	7	3	2	1	0	11	7	4	0
2	ITA	4	3	1	1	1	4	6	-2	-15
3	ESP	2	3	0	2	1	9	10	-1	0
4	DEN	2	3	0	2	1	7	8	-1	0

Teams	GER	NZL	IRI	CHN
GER		4 - 1	7 - 3	23 - 0
NZL	1 - 4		3 - 2	24 - 0
IRI	3 - 7	2 - 3		15 - 1
CHN	0 - 23	0 - 24	1 - 15	

Teams	NED	ITA	ESP	DEN
NED		3 - 0	5 - 5	3 - 2
ITA	0 - 3		2 - 1	2 - 2
ESP	5 - 5	1 - 2		3 - 3
DEN	2 - 3	2 - 2	3 - 3	

Quarterfinals

GER - 3	Game 13, 15 AUG
DEN - 2	
ITA - 5	Game 16, 15 AUG
IRI - 2	
NED - 19	Game 14, 15 AUG
CHN - 1	
NZL - 3	Game 15, 15 AUG
ESP - 2	

Semifinals

GER - 5	Game 21, 16 AUG
ITA - 1	
NED - 1	Game 22, 16 AUG
NZL - 4	

Gold Medal Game

GER - 4	Game 24, 16 AUG
NZL - 0	

Bronze Medal Game

ITA - 2	Game 23, 16 AUG
NED - 9	

Consolation Round 5-8

DEN - 2	Game 17, 15 AUG
IRI - 1	
CHN - 1	Game 18, 15 AUG
ESP - 10	

DEN - 1	Game 20, 16 AUG
ESP - 3	
IRI - 19	Game 19, 16 AUG
CHN - 2	

Final Standings

Medal	Rank	Team
Gold	1	GER - Germany
Silver	2	NZL - New Zealand
Bronze	3	NED - Netherlands
	4	ITA - Italy
	5	ESP - Spain
	6	DEN - Denmark
	7	IRI - Islamic Republic of Iran
	8	CHN - People's Republic of China

Legend:											
Diff.	Goal Difference	GA	Goals Against	GF	Goals For	GP	Games Played	HP	Honourable Play	Pts.	Points

Timing and Results provided by Tissot



Cumulative Statistics

CHN - People's Republic of China

After 6 games

Coach: XU Haiwei

No.	Name	GP	Total		All Goals/Shots			Offence			Defence				Punishments			Time Played
			G/S	%	CS	BS	PS	AS	TO	RP	ST	BL	S	FP	GC	YC	RC	
1	HOU Huizhen	6																17:10
3	SHEN Hui	6						1					1	2				1:33:00
4	DU Xinke	6	3/22	14	1/16							1	12	2		1		1:59:16
5	CHAO Yujia	6	1/13	8	1/10			1				1	7	1				2:00:00
6	JIANG Yixuan	6	1/17	6	0/10							1		1	1			1:59:47
7	LI Yijie	6	0/2	0	0/2							1						1:28:38
10	TIAN Jiayi	6												2				42:09
TOTAL		6	5/54	9	2/38			2				4	20	8	1	1		

Sprints

No.	Name	won	lost
3	SHEN Hui		3
5	CHAO Yujia		8
6	JIANG Yixuan		1

Attacks

	All Attacks		Majority		Minority		TO	TO %
	G/A	%	G/A	%	G/A	%		
People's Republic of China	5/54	9					0	13

Shots

	Goals	Saves	Missed	Post	Blocked	Total	%
Field Goals	5	24	11	1	13	54	9
Close Shots	2	18	8	1	9	38	5
Background Shots	3	6	3		4	16	19
Penalty Shots							
Fastbreak Shots							
All Shots	5	24	11	1	13	54	9

Legend:											
%	Efficiency	AS	Assists	BL	Blocks	BS	Background Shots	CS	Close Shots	FP	Foul Penalty
GC	Green Card	GP	Games Played	G/A	Goals/Attacks	G/S	Goals/Shots	No.	Shirt Number	PS	Penalty Shots
RC	Red Card	RP	Penalty received	S	Saves	ST	Steals	TO	Turnover	YC	Yellow Card



Cumulative Statistics

DEN - Denmark

After 6 games

Coach: OLESEN Peter

No.	Name	GP	Total		All Goals/Shots			Offence			Defence				Punishments			Time Played
			G/S	%	CS	BS	PS	AS	TO	RP	ST	BL	S	FP	GC	YC	RC	
2	BRAENDHOLT Freia	6	0/1	0	0/1								2	1				40:07
3	WEINREICH Cecilie	6	3/23	13	2/20	1/1	0/1					6		2				2:00:17
4	ANDERSEN Sofia	6	0/1	0	0/1							8		2				1:19:13
5	ANDERSEN Sara	6	0/11	0	0/9			2				7	1					1:58:02
7	JOERGENSEN Emilie	6	2/7	29	2/7			1				1			1			36:29
8	ROBRA Lara	6	3/11	27	2/10			1				2	19					1:56:19
9	THORSLUND Anna	6	4/13	31	4/13							5		3				1:26:40
10	ROSLIND Michelle	6										1	1	1				46:03
TOTAL		6	12/67	18	10/61	1/1	0/1	4				30	23	9	1			

Sprints

No.	Name	won	lost
3	WEINREICH Cecilie	7	6
5	ANDERSEN Sara	1	

Attacks

	All Attacks		Majority		Minority		TO	TO %
	G/A	%	G/A	%	G/A	%		
Denmark	12/65	18					0	3

Shots

	Goals	Saves	Missed	Post	Blocked	Total	%
Field Goals	11	19	5	4	24	65	17
Close Shots	10	18	3	4	24	61	16
Background Shots	1	1	2			4	25
Penalty Shots			1			1	0
Fastbreak Shots	1					1	100
All Shots	12	19	6	4	24	67	18

Legend:											
%	Efficiency	AS	Assists	BL	Blocks	BS	Background Shots	CS	Close Shots	FP	Foul Penalty
GC	Green Card	GP	Games Played	G/A	Goals/Attacks	G/S	Goals/Shots	No.	Shirt Number	PS	Penalty Shots
RC	Red Card	RP	Penalty received	S	Saves	ST	Steals	TO	Turnover	YC	Yellow Card



Cumulative Statistics

ESP - Spain

After 6 games

Coach: PEREZ Edu

No.	Name	GP	Total		All Goals/Shots			Offence			Defence				Punishments			Time Played
			G/S	%	CS	BS	PS	AS	TO	RP	ST	BL	S	FP	GC	YC	RC	
1	MARTINEZ Sonia	6	1/7	14	1/7			3				4		4	1			1:37:20
4	AROSA Ines	6	4/13	31	3/12	1/1		1										1:04:19
5	CALVENTE Sara	6	0/8	0	0/6									1				54:56
6	CALVENTE Raquel	6	6/12	50	4/8	2/2		1				2						1:30:02
7	CANAS Nuria	6	5/18	28	3/15	2/2		1				1		2				1:35:22
8	NIETO Lore	6	5/21	24	3/19	2/2		1				3		4				1:19:38
9	CARMONA Bea	6	3/14	21	2/11							1	21	2				1:58:40
TOTAL		6	24/93	26	16/78	7/7		7				11	21	13	2			

Sprints

No.	Name	won	lost
4	AROSA Ines	5	3
8	NIETO Lore	1	3

Attacks

	All Attacks		Majority		Minority		TO	TO %
	G/A	%	G/A	%	G/A	%		
Spain	24/93	26					0	8

Shots

	Goals	Saves	Missed	Post	Blocked	Total	%
Field Goals	17	20	10	17	22	86	20
Close Shots	16	17	7	16	22	78	21
Background Shots	1	3	3	1		8	13
Penalty Shots							
Fastbreak Shots	7					7	100
All Shots	24	20	10	17	22	93	26

Legend:											
%	Efficiency	AS	Assists	BL	Blocks	BS	Background Shots	CS	Close Shots	FP	Foul Penalty
GC	Green Card	GP	Games Played	G/A	Goals/Attacks	G/S	Goals/Shots	No.	Shirt Number	PS	Penalty Shots
RC	Red Card	RP	Penalty received	S	Saves	ST	Steals	TO	Turnover	YC	Yellow Card



Cumulative Statistics

GER - Germany

After 6 games

Coach: GUNTHER Mirko

No.	Name	GP	Total		All Goals/Shots			Offence			Defence				Punishments			Time Played
			G/S	%	CS	BS	PS	AS	TO	RP	ST	BL	S	FP	GC	YC	RC	
1	RUTZEN Jill Lara	6	5/17	29	3/14		2/2	2				5	33					1:46:02
3	OZBAY Esra	6	5/11	45	4/10	1/1		2				1		5	1			58:58
4	KUNZ Hannah Elisa	6	3/9	33	2/8	1/1		5										1:08:11
5	SCHAEFER Svenja	6	8/12	67	3/7	5/5		1				7						1:18:50
6	SCHMALENBACH Nele	6	8/22	36	5/16	3/3		3				7		4				1:30:40
7	WAGNER Leonie	6	6/21	29	6/21			2				2		2				1:34:40
9	HACHENBURG Nina	6	2/13	15	1/11	1/1		5				2	2					1:00:38
10	GRUNEWALD Katharin	6	9/17	53	6/13	3/4		6				1		2				1:25:11
TOTAL		6	46/122	38	30/100	14/15	2/2	26				25	35	13	1			

Sprints

No.	Name	won	lost
4	KUNZ Hannah Elisa	7	
7	WAGNER Leonie	5	
9	HACHENBURG Nina	1	
10	GRUNEWALD Katharin	1	

Attacks

	All Attacks		Majority		Minority		TO	TO %
	G/A	%	G/A	%	G/A	%		
Germany	46/120	38					0	6

Shots

	Goals	Saves	Missed	Post	Blocked	Total	%
Field Goals	30	27	7	16	23	105	29
Close Shots	30	25	7	13	23	100	30
Background Shots		2		3		5	0
Penalty Shots	2					2	100
Fastbreak Shots	14			1		15	93
All Shots	46	27	7	17	23	122	38

Legend:											
%	Efficiency	AS	Assists	BL	Blocks	BS	Background Shots	CS	Close Shots	FP	Foul Penalty
GC	Green Card	GP	Games Played	G/A	Goals/Attacks	G/S	Goals/Shots	No.	Shirt Number	PS	Penalty Shots
RC	Red Card	RP	Penalty received	S	Saves	ST	Steals	TO	Turnover	YC	Yellow Card



Cumulative Statistics

IRI - Islamic Republic of Iran

After 6 games

Coach: HOJATI Nima

No.	Name	GP	Total		All Goals/Shots			Offence			Defence				Punishments			Time Played
			G/S	%	CS	BS	PS	AS	TO	RP	ST	BL	S	FP	GC	YC	RC	
1	POUR ABDIAN Elaheh	6	3/14	21	2/4			3				1	18	1	1			1:37:29
2	MEHTARPOUR Anahita	6	4/4	100	3/3	1/1		4				2		1				21:56
3	BOROUN Melika	6	12/24	50	7/19	4/4		5				2		3				1:42:18
4	LAKZAIE Shiva	6	5/10	50	3/8	2/2		6				4	1	2				1:10:09
5	SHABANI Mahdieh	6	3/5	60	2/4		1/1	2										29:57
6	ESLAMI Atousa	6	4/17	24	4/14			7				15	1	1	1			1:45:30
8	JALILIAN Fatemeh	6	7/15	47	7/15			3				7	2	3	1			1:38:03
9	PIRNAJMEDDIN Setayesh	6	4/7	57	3/6	1/1		1				1		2	1			1:14:38
TOTAL		6	42/96	44	31/73	8/8	1/1	31				32	22	13	4			

Sprints

No.	Name	won	lost
4	LAKZAIE Shiva		1
9	PIRNAJMEDDIN Setayesh	5	6

Attacks

	All Attacks		Majority		Minority		TO	TO %
	G/A	%	G/A	%	G/A	%		
Islamic Republic of Iran	42/95	44					0	7

Shots

	Goals	Saves	Missed	Post	Blocked	Total	%
Field Goals	33	20	11	5	17	87	38
Close Shots	31	14	6	4	17	73	42
Background Shots	2	6	5	1		14	14
Penalty Shots	1					1	100
Fastbreak Shots	8					8	100
All Shots	42	20	11	5	17	96	44

Legend:											
%	Efficiency	AS	Assists	BL	Blocks	BS	Background Shots	CS	Close Shots	FP	Foul Penalty
GC	Green Card	GP	Games Played	G/A	Goals/Attacks	G/S	Goals/Shots	No.	Shirt Number	PS	Penalty Shots
RC	Red Card	RP	Penalty received	S	Saves	ST	Steals	TO	Turnover	YC	Yellow Card



Cumulative Statistics

ITA - Italy

After 6 games

Coach: CIANCIO Francesca

No.	Name	GP	Total		All Goals/Shots			Offence			Defence				Punishments			Time Played
			G/S	%	CS	BS	PS	AS	TO	RP	ST	BL	S	FP	GC	YC	RC	
1	DAMONTE Giorgia	6										2		2	1			29:33
2	MAZZANTI Veronica	6	0/5	0	0/5							3		2	1			1:03:19
3	TREVISAN Chiara	6	3/19	16	3/17			1				4	1	1				1:25:20
4	LAGO Maddalena	6	2/16	13	2/16							1	20					1:45:48
6	CATANIA Roberta Elsa	6	3/18	17	3/18									2				1:57:44
7	FANNI Claudia	6										2						33:38
8	COGONI Silvia	6	2/10	20	2/9			2				6		5	2			1:31:15
10	LANDOLINA Flavia	6	2/14	14	2/14			1				2		3				1:13:23
TOTAL		6	12/82	15	12/79			4				20	21	15	4			

Sprints

No.	Name	won	lost
6	CATANIA Roberta Elsa	4	2
8	COGONI Silvia	1	3
10	LANDOLINA Flavia	1	1

Attacks

	All Attacks		Majority		Minority		TO	TO %
	G/A	%	G/A	%	G/A	%		
Italy	12/82	15					0	2

Shots

	Goals	Saves	Missed	Post	Blocked	Total	%
Field Goals	12	25	10	9	26	82	15
Close Shots	12	25	8	8	26	79	15
Background Shots			2	1		3	0
Penalty Shots							
Fastbreak Shots							
All Shots	12	25	10	9	26	82	15

Legend:											
%	Efficiency	AS	Assists	BL	Blocks	BS	Background Shots	CS	Close Shots	FP	Foul Penalty
GC	Green Card	GP	Games Played	G/A	Goals/Attacks	G/S	Goals/Shots	No.	Shirt Number	PS	Penalty Shots
RC	Red Card	RP	Penalty received	S	Saves	ST	Steals	TO	Turnover	YC	Yellow Card



Cumulative Statistics

NED - Netherlands

After 6 games

Coach: VAN DER ZWAN Sytse

No.	Name	GP	Total		All Goals/Shots			Offence			Defence				Punishments			Time Played
			G/S	%	CS	BS	PS	AS	TO	RP	ST	BL	S	FP	GC	YC	RC	
1	DIJKSTRA Selina	6	4/7	57	2/5	2/2		6				1		2				1:33:08
2	HUIZINGA Wendy	6	7/10	70	3/6	4/4		1				3						1:14:25
3	BREEDT BRUIJN Thura	6	1/6	17	1/6			1				2		2				1:07:42
4	VAN DUIJN Lizzy	6	5/14	36	3/12	2/2		4				1		1				51:07
5	VAN AS Linda	6	7/12	58	4/9	2/2	1/1	1				6		2				1:26:44
6	VAN HOFSLT Marieke	6	3/9	33	2/7	1/1							16					1:23:12
7	VAN DEN BERG Alisha	6	10/35	29	5/26	2/3		5				5	2	2				1:42:27
8	VAN DER MAAS Astrid	6	3/7	43	3/7			2					8					41:15
TOTAL		6	40/100	40	23/78	13/14	1/1	20				18	26	9				

Sprints

No.	Name	won	lost
1	DIJKSTRA Selina	4	2
3	BREEDT BRUIJN Thura		1
4	VAN DUIJN Lizzy	1	
5	VAN AS Linda	2	2

Attacks

	All Attacks		Majority		Minority		TO	TO %
	G/A	%	G/A	%	G/A	%		
Netherlands	40/100	40					0	7

Shots

	Goals	Saves	Missed	Post	Blocked	Total	%
Field Goals	26	27	9	9	14	85	31
Close Shots	23	25	7	9	14	78	29
Background Shots	3	2	2			7	43
Penalty Shots	1					1	100
Fastbreak Shots	13			1		14	93
All Shots	40	27	9	10	14	100	40

Legend:											
%	Efficiency	AS	Assists	BL	Blocks	BS	Background Shots	CS	Close Shots	FP	Foul Penalty
GC	Green Card	GP	Games Played	G/A	Goals/Attacks	G/S	Goals/Shots	No.	Shirt Number	PS	Penalty Shots
RC	Red Card	RP	Penalty received	S	Saves	ST	Steals	TO	Turnover	YC	Yellow Card



Cumulative Statistics

NZL - New Zealand

After 6 games

Coach: MCFADZEAN Andrew

No.	Name	GP	Total		All Goals/Shots			Offence			Defence				Punishments			Time Played
			G/S	%	CS	BS	PS	AS	TO	RP	ST	BL	S	FP	GC	YC	RC	
1	HALES Casey	6	4/9	44	2/7	1/1		5						2	1			1:02:45
2	AUSTIN Hayley	6	8/14	57	5/11	3/3		2							1			40:14
3	AZEVEDO-LEADER Jessica	6	3/11	27	2/9			1				3		3				59:52
4	WHEELER Georgia	6	6/17	35	5/15			3				1						1:04:16
5	DUGDALE Tania	6	1/4	25	1/4			2				8	5	2				1:39:32
6	WHITE Ava	6	4/16	25	2/14	2/2		1				3	1	7	2			1:29:02
7	SHEPHERD Alyssa	6	4/16	25	3/12	1/1		3				6		2				1:20:50
8	MALCOLM Emma	6	5/16	31	3/13	2/2		3				1	16					1:43:29
TOTAL		6	35/103	34	23/85	9/9		20				22	22	16	4			

Sprints

No.	Name	won	lost
1	HALES Casey	2	3
3	AZEVEDO-LEADER Jessica		1
4	WHEELER Georgia	2	4

Attacks

	All Attacks		Majority		Minority		TO	TO %
	G/A	%	G/A	%	G/A	%		
New Zealand	35/102	34					0	7

Shots

	Goals	Saves	Missed	Post	Blocked	Total	%
Field Goals	26	26	10	9	22	94	28
Close Shots	23	24	7	9	21	85	27
Background Shots	3	2	3		1	9	33
Penalty Shots							
Fastbreak Shots	9					9	100
All Shots	35	26	10	9	22	103	34

Legend:											
%	Efficiency	AS	Assists	BL	Blocks	BS	Background Shots	CS	Close Shots	FP	Foul Penalty
GC	Green Card	GP	Games Played	G/A	Goals/Attacks	G/S	Goals/Shots	No.	Shirt Number	PS	Penalty Shots
RC	Red Card	RP	Penalty received	S	Saves	ST	Steals	TO	Turnover	YC	Yellow Card



Overall Team Statistics

As of SAT 16 AUG 2025 at 19:49

Team	MP	Total		All Goals/Shots			Offence			Defence				Punishments		
		G/S	%	CS	BS	PS	AS	TO	RP	ST	BL	S	FP	GC	YC	RC
CHN	6	5/54	9	2/38			2				4	20	8	1	1	
DEN	6	12/67	18	10/61	1/1	0/1	4				30	23	9	1		
ESP	6	24/93	26	16/78	7/7		7				11	21	13	2		
GER	6	46/122	38	30/100	14/15	2/2	26				25	35	13	1		
IRI	6	42/96	44	31/73	8/8	1/1	31				32	22	13	4		
ITA	6	12/82	15	12/79			4				20	21	15	4		
NED	6	40/100	40	23/78	13/14	1/1	20				18	26	9			
NZL	6	35/103	34	23/85	9/9		20				22	22	16	4		
TOTAL	24	216/717	30	147/592	52/54	4/5	114				162	190	96	17	1	

Legend:

MP	Matches Played	CS	Close Shots	AS	Assists	ST	Steals	FP	Foul Penalty	GC	Green Card
%	Efficiency	BS	Background Shots	TO	Turnover	BL	Blocks			YC	Yellow Card
G/S	Goals/Shots	PS	Penalty Shots	RP	Penalty received	S	Saves			RC	Red Card

Timing and Results provided by Tissot



Top Scorer

As of SAT 16 AUG 2025 at 19:49

Rank	Name	Team	Goals	Shots	%	Penalty Shots	MP	Avg. Goals
1	BOROUN Melika	IRI	12	24	50		6	2.0
2	VAN DEN BERG Alisha	NED	10	35	29		6	1.7
3	GRUNEWALD Katharin	GER	9	17	53		6	1.5
4	AUSTIN Hayley	NZL	8	14	57		6	1.3
4	SCHAEFER Svenja	GER	8	12	67		6	1.3
4	SCHMALENBACH Nele	GER	8	22	36		6	1.3
7	HUIZINGA Wendy	NED	7	10	70		6	1.2
7	JALILIAN Fatemeh	IRI	7	15	47		6	1.2
7	VAN AS Linda	NED	7	12	58	1/1	6	1.2
10	CALVENTE Raquel	ESP	6	12	50		6	1.0
10	WAGNER Leonie	GER	6	21	29		6	1.0
10	WHEELER Georgia	NZL	6	17	35		6	1.0
13	CANAS Nuria	ESP	5	18	28		6	0.8
13	LAKZAIE Shiva	IRI	5	10	50		6	0.8
13	MALCOLM Emma	NZL	5	16	31		6	0.8
13	NIETO Lore	ESP	5	21	24		6	0.8
13	OZBAY Esra	GER	5	11	45		6	0.8
13	RUTZEN Jill Lara	GER	5	17	29	2/2	6	0.8
13	VAN DUIJN Lizzy	NED	5	14	36		6	0.8
20	AROSA Ines	ESP	4	13	31		6	0.7
20	DIJKSTRA Selina	NED	4	7	57		6	0.7
20	ESLAMI Atousa	IRI	4	17	24		6	0.7
20	HALES Casey	NZL	4	9	44		6	0.7
20	MEHTARPOUR Anahita	IRI	4	4	100		6	0.7
20	PIRNAJMEDDIN Setayesh	IRI	4	7	57		6	0.7
20	SHEPHERD Alyssa	NZL	4	16	25		6	0.7
20	THORSLUND Anna	DEN	4	13	31		6	0.7
20	WHITE Ava	NZL	4	16	25		6	0.7
29	AZEVEDO-LEADER Jessica	NZL	3	11	27		6	0.5
29	CARMONA Bea	ESP	3	14	21		6	0.5
29	CATANIA Roberta Elsa	ITA	3	18	17		6	0.5
29	DU Xinke	CHN	3	22	14		6	0.5
29	KUNZ Hannah Elisa	GER	3	9	33		6	0.5
29	POUR ABDIAN Elaheh	IRI	3	14	21		6	0.5
29	ROBRA Lara	DEN	3	11	27		6	0.5
29	SHABANI Mahdiah	IRI	3	5	60	1/1	6	0.5
29	TREVISAN Chiara	ITA	3	19	16		6	0.5
29	VAN DER MAAS Astrid	NED	3	7	43		6	0.5
29	VAN HOFSLLOT Marieke	NED	3	9	33		6	0.5
29	WEINREICH Cecilie	DEN	3	23	13	0/1	6	0.5

Legend:

MP Matches Played

Avg. Average per Match

Timing and Results provided by Tissot

CPOWTEAM5-----_85A v10.0

Report Created SAT 16 AUG 2025 19:50

Page 1 / 1



Medallists

GOLD	SILVER	BRONZE
GER - Germany RUTZEN Jill Lara OZBAY Esra KUNZ Hannah Elisa SCHAEPER Svenja SCHMALENBACH Nele WAGNER Leonie HACHENBURG Nina GRUNEWALD Katharin	NZL - New Zealand HALES Casey AUSTIN Hayley AZEVEDO-LEADER Jessica WHEELER Georgia DUGDALE Tania WHITE Ava SHEPHERD Alyssa MALCOLM Emma	NED - Netherlands DIJKSTRA Selina HUIZINGA Wendy BREEDT BRUIJN Thura VAN DUIJN Lizzy VAN AS Linda VAN HOFSLLOT Marieke VAN DEN BERG Alisha VAN DER MAAS Astrid



SAT 16 AUG 2025
Start Time: 11:00

Start List

Game No.: 19

IRI vs CHN

Referees: BUGAJ Marta (POL) / FEAR-ROSS Andi (NZL)

IRI - Islamic Republic of Iran

No.	Name	Date of Birth	Competition Statistics							
			GP	G	PG	GC	YC	RC	SW	SL
1	POUR ABDIAN Elaheh	30 JAN 1991	5	3		1				
2	MEHTARPOUR Anahita	3 FEB 2002	5	2						
3	BOROUN Melika	9 JAN 1998	5	6						
4	LAKZAIE Shiva	28 FEB 2003	5	2						1
5	SHABANI Mahdieh	15 DEC 1997	5							
6	ESLAMI Atousa	31 JAN 2004	5	3		1				
8	JALILIAN Fatemeh	1 OCT 1995	5	6		1				
9	PIRNAJMEDDIN Setayesh	22 SEP 1997	5	1					3	6
Coach: HOJATI Nima										

IRI Played		
PR	CHN	15-1
PR	NZL	2-3
PR	GER	3-7
QF	ITA	2-5
CR5-8	DEN	1-2

CHN - People's Republic of China

No.	Name	Date of Birth	Competition Statistics							
			GP	G	PG	GC	YC	RC	SW	SL
1	HOU Huizhen	28 JUL 1993	5							
3	SHEN Hui	30 JUL 2001	5							1
4	DU Xinke	29 JUL 2007	5	2			1			
5	CHAO Yujia	29 AUG 2007	5	1						8
6	JIANG Yixuan	30 OCT 2005	5							1
7	LI Yijie	18 JUL 2008	5							
10	TIAN Jiayi	21 DEC 2007	5							
Coach: XU Haiwei										

CHN Played		
PR	IRI	1-15
PR	GER	0-23
PR	NZL	0-24
QF	NED	1-19
CR5-8	ESP	1-10

Legend:					
CR5-8	Consolation Round 5-8	G	Goals	GC	Green Cards
No.	Shirt Number	PG	Penalty Goals	PR	Preliminary Round
RC	Red Cards	SL	Sprints Lost	SW	Sprints Won
				GP	Games Played
				QF	Quarter Final
				YC	Yellow Cards



Results

Game No.: 19

IRI 19 vs 2 CHN

1st Period: 11 - 0

2nd Period: 8 - 2

Referees: BUGAJ Marta (POL) / FEAR-ROSS Andi (NZL)

IRI - Islamic Republic of Iran

No	Name	G / S	%	PS	%	AS	S	Punishments			TP
								GC	YC	RC	
1	POUR ABDIAN Elaheh										
2	MEHTARPOUR Anahita	2/2	100			3					10:17
3	BOROUN Melika	6/6	100			1					18:33
4	LAKZAIIE Shiva	3/5	60			4					11:40
5	SHABANI Mahdieh	3/5	60	1/1	100	2					20:00
6	ESLAMI Atousa	1/1	100			4					14:15
8	JALILIAN Fatemeh	1/3	33			1					5:15
9	PIRNAJMEDDIN Setayesh	3/4	75			1		1			20:00
Coach: HOJATI Nima											
Total		19/26	73	1/1	100	16		1			

CHN - People's Republic of China

No	Name	G / S	%	PS	%	AS	S	Punishments			TP
								GC	YC	RC	
1	HOU Huizhen										
3	SHEN Hui					1	1				18:09
4	DU Xinke	1/4	25				1				20:00
5	CHAO Yujia										20:00
6	JIANG Yixuan	1/1	100					1			20:00
7	LI Yijie	0/1	0								20:00
10	TIAN Jiayi										1:51
Coach: XU Haiwei											
Total		2/6	33			1	2	1			

Team Statistics	CS	%	BS	%	PS	%	FB	%	C	SW
Islamic Republic of Iran	13/20	65			1/1	100	5/5	100	2	2
People's Republic of China	1/4	25	1/2	50					1	0

Running Score

IRI - CHN

1st Period

BOROUN M.	1	:	0
MEHTARPOUR A.	2	:	0
BOROUN M.	3	:	0
LAKZAIIE S.	4	:	0
BOROUN M.	5	:	0
PIRNAJMEDDIN S.	6	:	0
SHABANI M.	7	:	0
PIRNAJMEDDIN S.	8	:	0
JALILIAN F.	9	:	0
BOROUN M.	10	:	0
BOROUN M.	11	:	0

2nd Period

BOROUN M.	12	:	0
LAKZAIIE S.	13	:	0
LAKZAIIE S.	14	:	0
	14	:	1
ESLAMI A.	15	:	1
SHABANI M.	16	:	1
	16	:	2
PIRNAJMEDDIN S.	17	:	2
MEHTARPOUR A.	18	:	2
SHABANI M.	19	:	2

JIANG Y.

DU X.

Legend:

%	Efficiency	AS	Assists	BS	Background Shots	C	Corner	CS	Close Shots	FB	Fastbreaks
G/S	Goals/Shots	GC	Green Card	PS	Penalty Shots	RC	Red Card	S	Saves	SW	Sprints Won
TP	Time Played	YC	Yellow Card								



SAT 16 AUG 2025
Start Time: 16:40

Start List

Game No.: 20

DEN vs ESP

Referees: BUGAJ Marta (POL) / FEAR-ROSS Andi (NZL)

DEN - Denmark

No.	Name	Date of Birth	Competition Statistics							
			GP	G	PG	GC	YC	RC	SW	SL
2	BRAENDHOLT Freia	8 AUG 2003	5							
3	WEINREICH Cecilie	9 JUL 1994	5	3					6	5
4	ANDERSEN Sofia	20 MAR 2004	5							
5	ANDERSEN Sara	14 OCT 1999	5						1	
7	JOERGENSEN Emilie	26 JAN 2000	5	1		1				
8	ROBRA Lara	7 JUL 1998	5	3						
9	THORSLUND Anna	30 JUL 2002	5	4						
10	ROSLIND Michelle	17 JUN 1987	5							
Coach: OLESEN Peter										

DEN Played		
PR	NED	2-3
PR	ESP	3-3
PR	ITA	2-2
QF	GER	2-3
CR5-8	IRI	2-1

ESP - Spain

No.	Name	Date of Birth	Competition Statistics							
			GP	G	PG	GC	YC	RC	SW	SL
1	MARTINEZ Sonia	7 JUL 1976	5	1		1				
4	AROSA Ines	15 JUL 2007	5	4					5	2
5	CALVENTE Sara	9 SEP 2003	5							
6	CALVENTE Raquel	9 NOV 2007	5	6						
7	CANAS Nuria	30 APR 1987	5	4						
8	NIETO Lore	22 DEC 2000	5	3						3
9	CARMONA Bea	9 NOV 1997	5	3						
Coach: PEREZ Edu										

ESP Played		
PR	ITA	1-2
PR	DEN	3-3
PR	NED	5-5
QF	NZL	2-3
CR5-8	CHN	10-1

Legend:

CR5-8 Consolation Round 5-8

No. Shirt Number

RC Red Cards

G Goals

PG Penalty Goals

SL Sprints Lost

GC Green Cards

PR Preliminary Round

SW Sprints Won

GP Games Played

QF Quarter Final

YC Yellow Cards



Results

Game No.: 20

DEN 1 vs 3 ESP

1st Period: 1 - 1

2nd Period: 0 - 2

Referees: BUGAJ Marta (POL) / FEAR-ROSS Andi (NZL)

DEN - Denmark

No	Name	G / S	%	PS	%	AS	S	Punishments			TP
								GC	YC	RC	
2	BRAENDHOLT Freia						1				4:33
3	WEINREICH Cecilie	0/5	0								14:43
4	ANDERSEN Sofia										14:42
5	ANDERSEN Sara										16:20
7	JOERGENSEN Emilie	1/3	33								5:09
8	ROBRA Lara	0/1	0				3				17:43
9	THORSLUND Anna	0/2	0								17:36
10	ROSLIND Michelle										9:14
Coach: OLESEN Peter											
Total		1/11	9				4				

Running Score

DEN - ESP

1st Period

0 : 1 NIETO L.

JOERGENSEN E. 1 : 1

2nd Period

1 : 2 CANAS N.

1 : 3 NIETO L.

ESP - Spain

No	Name	G / S	%	PS	%	AS	S	Punishments			TP
								GC	YC	RC	
1	MARTINEZ Sonia	0/1	0								14:58
4	AROSA Ines	0/1	0								6:38
5	CALVENTE Sara	0/2	0								11:01
6	CALVENTE Raquel										12:57
7	CANAS Nuria	1/2	50								15:57
8	NIETO Lore	2/6	33								18:29
9	CARMONA Bea	0/4	0				6				20:00
Coach: PEREZ Edu											
Total		3/16	19				6				

Team Statistics	CS	%	BS	%	PS	%	FB	%	C	SW
Denmark	1/10	10	0/1	0					5	1
Spain	2/14	14	0/1	0			1/1	100	6	1

Legend:

%	Efficiency	AS	Assists	BS	Background Shots	C	Corner	CS	Close Shots	FB	Fastbreaks
G/S	Goals/Shots	GC	Green Card	PS	Penalty Shots	RC	Red Card	S	Saves	SW	Sprints Won
TP	Time Played	YC	Yellow Card								



SAT 16 AUG 2025
Start Time: 18:00

Start List

Game No.: 23

ITA vs NED

Referees: FEAR-ROSS Andi (NZL) / BUGAJ Marta (POL)

ITA - Italy

No.	Name	Date of Birth	Competition Statistics							
			GP	G	PG	GC	YC	RC	SW	SL
1	DAMONTE Giorgia	20 MAR 2008	5			1				
2	MAZZANTI Veronica	28 DEC 2000	5			1				
3	TREVISAN Chiara	15 FEB 1998	5	2						
4	LAGO Maddalena	13 SEP 1997	5	2						
6	CATANIA Roberta Elsa	12 JAN 1989	5	3					3	2
7	FANNI Claudia	29 APR 2005	5							
8	COGONI Silvia	3 OCT 1991	5	2		2			1	3
10	LANDOLINA Flavia	31 AUG 1995	5	1					1	
Coach: CIANCIO Francesca										

ITA Played		
PR	ESP	2-1
PR	NED	0-3
PR	DEN	2-2
QF	IRI	5-2
SF	GER	1-5

NED - Netherlands

No.	Name	Date of Birth	Competition Statistics							
			GP	G	PG	GC	YC	RC	SW	SL
1	DIJKSTRA Selina	8 APR 2000	5	4					3	2
2	HUIZINGA Wendy	27 DEC 2005	5	3						
3	BREEDT BRUIJN Thura	3 NOV 2002	5	1						1
4	VAN DUIJN Lizzy	4 OCT 2001	5	5					1	
5	VAN AS Linda	11 AUG 1997	5	6	1				2	1
6	VAN HOFSLT Marieke	9 JUL 1999	5	2						
7	VAN DEN BERG Alisha	10 MAR 2002	5	7						
8	VAN DER MAAS Astrid	1 JAN 1996	5	3						
Coach: VAN DER ZWAN Sytse										

NED Played		
PR	DEN	3-2
PR	ITA	3-0
PR	ESP	5-5
QF	CHN	19-1
SF	NZL	1-4

Legend:

CR5-8 Consolation Round 5-8

No. Shirt Number

RC Red Cards

YC Yellow Cards

G Goals

PG Penalty Goals

SF SemiFinal

GC Green Cards

PR Preliminary Round

SL Sprints Lost

GP Games Played

QF Quarter Final

SW Sprints Won



Results

Game No.: 23

ITA 2 vs 9 NED

1st Period: 0 - 4

2nd Period: 2 - 5

Referees: FEAR-ROSS Andi (NZL) / BUGAJ Marta (POL)

ITA - Italy

No	Name	G / S	%	PS	%	AS	S	Punishments			TP
								GC	YC	RC	
1	DAMONTE Giorgia										3:39
2	MAZZANTI Veronica	0/2	0								11:25
3	TREVISAN Chiara	1/3	33								14:33
4	LAGO Maddalena	0/2	0				4				14:55
6	CATANIA Roberta Elsa	0/2	0								20:00
7	FANNI Claudia										2:41
8	COGONI Silvia					1					18:22
10	LANDOLINA Flavia	1/1	100			1					14:25
Coach: CIANCIO Francesca											
Total		2/10	20			2	4				

Running Score

ITA - NED

1st Period

0	:	1	VAN DEN BERG A.
0	:	2	HUIZINGA W.
0	:	3	VAN DEN BERG A.
0	:	4	VAN DEN BERG A.

2nd Period

0	:	5	HUIZINGA W.
1	:	5	LANDOLINA F.
2	:	5	TREVISAN C.
2	:	6	VAN AS L.
2	:	7	HUIZINGA W.
2	:	8	HUIZINGA W.
2	:	9	VAN HOFSLLOT M.

NED - Netherlands

No	Name	G / S	%	PS	%	AS	S	Punishments			TP
								GC	YC	RC	
1	DIJKSTRA Selina					1					14:31
2	HUIZINGA Wendy	4/5	80								11:43
3	BREEDT BRUIJN Thura										12:48
4	VAN DUIJN Lizzy	0/1	0			1					9:52
5	VAN AS Linda	1/2	50			1					14:02
6	VAN HOFSLLOT Marieke	1/3	33				2				14:59
7	VAN DEN BERG Alisha	3/3	100			1	1				17:04
8	VAN DER MAAS Astrid					1	1				5:01
Coach: VAN DER ZWAN Sytse											
Total		9/14	64			5	4				

Team Statistics	CS	%	BS	%	PS	%	FB	%	C	SW
Italy	2/9	22	0/1	0					2	1
Netherlands	4/9	44	1/1	100			4/4	100	2	1

Legend:

%	Efficiency	AS	Assists	BS	Background Shots	C	Corner	CS	Close Shots	FB	Fastbreaks
G/S	Goals/Shots	GC	Green Card	PS	Penalty Shots	RC	Red Card	S	Saves	SW	Sprints Won
TP	Time Played	YC	Yellow Card								



SAT 16 AUG 2025
Start Time: 19:20

Start List

Game No.: 24

GER vs NZL

Referees: KONG Evan (SGP) / SONDBERG Asger (DEN)

GER - Germany

No.	Name	Date of Birth	Competition Statistics							
			GP	G	PG	GC	YC	RC	SW	SL
1	RUTZEN Jill Lara	1 DEC 2000	5	5	2					
3	OZBAY Esra	26 FEB 1997	5	5		1				
4	KUNZ Hannah Elisa	7 MAR 2002	5	2					6	
5	SCHAEFER Svenja	6 APR 1995	5	8						
6	SCHMALENBACH Nele	24 JUL 2003	5	7						
7	WAGNER Leonie	2 MAY 1997	5	5					4	
9	HACHENBURG Nina	12 APR 2004	5	1					1	
10	GRUNEWALD Katharin	2 OCT 2003	5	9					1	
Coach: GUNTHER Mirko										

GER Played		
PR	NZL	4-1
PR	CHN	23-0
PR	IRI	7-3
QF	DEN	3-2
SF	ITA	5-1

NZL - New Zealand

No.	Name	Date of Birth	Competition Statistics							
			GP	G	PG	GC	YC	RC	SW	SL
1	HALES Casey	9 JUN 2000	5	4		1			2	2
2	AUSTIN Hayley	21 OCT 2004	5	8						
3	AZEVEDO-LEADER Jessica	3 DEC 2001	5	3						1
4	WHEELER Georgia	16 NOV 1999	5	6					2	3
5	DUGDALE Tania	14 JUN 1986	5	1						
6	WHITE Ava	8 NOV 2001	5	4		1				
7	SHEPHERD Alyssa	21 JUL 2003	5	4						
8	MALCOLM Emma	7 OCT 2001	5	5						
Coach: MCFADZEAN Andrew										

NZL Played		
PR	GER	1-4
PR	IRI	3-2
PR	CHN	24-0
QF	ESP	3-2
SF	NED	4-1

Legend:

CR5-8 Consolation Round 5-8

No. Shirt Number

RC Red Cards

YC Yellow Cards

G Goals

PG Penalty Goals

SF SemiFinal

GC Green Cards

PR Preliminary Round

SL Sprints Lost

GP Games Played

QF Quarter Final

SW Sprints Won



Results

Game No.: 24

GER 4 vs 0 NZL

1st Period: 1 - 0

2nd Period: 3 - 0

Referees: KONG Evan (SGP) / SONDBERG Asger (DEN)

GER - Germany

No	Name	G / S	%	PS	%	AS	S	Punishments			TP
								GC	YC	RC	
1	RUTZEN Jill Lara	0/2	0				6				16:05
3	OZBAY Esra										7:06
4	KUNZ Hannah Elisa	1/3	33								9:36
5	SCHAEPER Svenja	0/1	0								11:37
6	SCHMALENBACH Nele	1/3	33								14:46
7	WAGNER Leonie	1/4	25								15:29
9	HACHENBURG Nina	1/1	100								12:04
10	GRUNEWALD Katharin										13:17
Coach: GUNTHER Mirko											
Total		4/14	29				6				

Running Score

GER - NZL

1st Period

SCHMALENBACH N. 1 : 0

2nd Period

WAGNER L. 2 : 0

HACHENBURG N. 3 : 0

KUNZ H. 4 : 0

NZL - New Zealand

No	Name	G / S	%	PS	%	AS	S	Punishments			TP
								GC	YC	RC	
1	HALES Casey										6:59
2	AUSTIN Hayley	0/1	0					1			5:43
3	AZEVEDO-LEADER Jessica	0/2	0								8:04
4	WHEELER Georgia	0/3	0								11:45
5	DUGDALE Tania										15:00
6	WHITE Ava	0/2	0					1			16:48
7	SHEPHERD Alyssa	0/3	0								17:26
8	MALCOLM Emma	0/2	0				2				18:15
Coach: MCFADZEAN Andrew											
Total		0/13	0				2	2			

Team Statistics	CS	%	BS	%	PS	%	FB	%	C	SW
Germany	4/14	29							3	2
New Zealand	0/12	0	0/1	0					2	0

Legend:											
%	Efficiency	AS	Assists	BS	Background Shots	C	Corner	CS	Close Shots	FB	Fastbreaks
G/S	Goals/Shots	GC	Green Card	PS	Penalty Shots	RC	Red Card	S	Saves	SW	Sprints Won
TP	Time Played	YC	Yellow Card								



SAT 16 AUG 2025
Start Time: 12:20

Start List

Game No.: 21

GER vs ITA

Referees: FERNANDEZ CANALEJAS Ivan (ESP) / BUGAJ Marta (POL)

GER - Germany

No.	Name	Date of Birth	Competition Statistics							
			GP	G	PG	GC	YC	RC	SW	SL
1	RUTZEN Jill Lara	1 DEC 2000	4	5	2					
3	OZBAY Esra	26 FEB 1997	4	5						
4	KUNZ Hannah Elisa	7 MAR 2002	4	2					5	
5	SCHAEFER Svenja	6 APR 1995	4	7						
6	SCHMALENBACH Nele	24 JUL 2003	4	5						
7	WAGNER Leonie	2 MAY 1997	4	4					3	
9	HACHENBURG Nina	12 APR 2004	4	1					1	
10	GRUNEWALD Katharin	2 OCT 2003	4	8					1	
Coach: GUNTHER Mirko										

GER Played		
PR	NZL	4-1
PR	CHN	23-0
PR	IRI	7-3
QF	DEN	3-2

ITA - Italy

No.	Name	Date of Birth	Competition Statistics							
			GP	G	PG	GC	YC	RC	SW	SL
1	DAMONTE Giorgia	20 MAR 2008	4			1				
2	MAZZANTI Veronica	28 DEC 2000	4			1				
3	TREVISAN Chiara	15 FEB 1998	4	2						
4	LAGO Maddalena	13 SEP 1997	4	2						
6	CATANIA Roberta Elsa	12 JAN 1989	4	3					3	1
7	FANNI Claudia	29 APR 2005	4							
8	COGONI Silvia	3 OCT 1991	4	1		2			1	2
10	LANDOLINA Flavia	31 AUG 1995	4	1					1	
Coach: CIANCIO Francesca										

ITA Played		
PR	ESP	2-1
PR	NED	0-3
PR	DEN	2-2
QF	IRI	5-2

Legend:					
CR5-8	Consolation Round 5-8	G	Goals	GC	Green Cards
No.	Shirt Number	PG	Penalty Goals	PR	Preliminary Round
RC	Red Cards	SL	Sprints Lost	SW	Sprints Won
				GP	Games Played
				QF	Quarter Final
				YC	Yellow Cards



Results

Game No.: 21

GER 5 vs 1 ITA

1st Period: 1 - 0
2nd Period: 4 - 1

Referees: FERNANDEZ CANALEJAS Ivan (ESP) / BUGAJ Marta (POL)

GER - Germany

No	Name	G / S	%	PS	%	AS	S	Punishments			TP
								GC	YC	RC	
1	RUTZEN Jill Lara	0/1	0				7				15:52
3	OZBAY Esra	0/1	0					1			6:28
4	KUNZ Hannah Elisa										8:10
5	SCHAEPER Svenja	1/2	50								16:58
6	SCHMALENBACH Nele	2/3	67								14:45
7	WAGNER Leonie	1/4	25								16:25
9	HACHENBURG Nina	0/2	0								7:05
10	GRUNEWALD Katharin	1/3	33								14:17
Coach: GUNTHER Mirko											
Total		5/16	31				7	1			

Running Score

GER - ITA

1st Period

WAGNER L. 1 : 0

2nd Period

SCHAEPER S. 2 : 0
SCHMALENBACH N. 3 : 0
COGONI S. 3 : 1
SCHMALENBACH N. 4 : 1
GRUNEWALD K. 5 : 1

ITA - Italy

No	Name	G / S	%	PS	%	AS	S	Punishments			TP
								GC	YC	RC	
1	DAMONTE Giorgia										3:57
2	MAZZANTI Veronica	0/1	0								12:14
3	TREVISAN Chiara	0/3	0								18:36
4	LAGO Maddalena	0/2	0				4				17:30
6	CATANIA Roberta Elsa	0/2	0								20:00
7	FANNI Claudia										5:47
8	COGONI Silvia	1/3	33								13:40
10	LANDOLINA Flavia										8:16
Coach: CIANCIO Francesca											
Total		1/11	9				4				

Team Statistics	CS	%	BS	%	PS	%	FB	%	C	SW
Germany	3/12	25	0/2	0			2/2	100	6	2
Italy	1/11	9							3	0

Legend:											
%	Efficiency	AS	Assists	BS	Background Shots	C	Corner	CS	Close Shots	FB	Fastbreaks
G/S	Goals/Shots	GC	Green Card	PS	Penalty Shots	RC	Red Card	S	Saves	SW	Sprints Won
TP	Time Played	YC	Yellow Card								



Start List

Game No.: 22

NED vs NZL

Referees: WATTS Steve (GBR) / SONDBERG Asger (DEN)

NED - Netherlands

No.	Name	Date of Birth	Competition Statistics							
			GP	G	PG	GC	YC	RC	SW	SL
1	DIJKSTRA Selina	8 APR 2000	4	4					2	2
2	HUIZINGA Wendy	27 DEC 2005	4	3						
3	BREEDT BRUIJN Thura	3 NOV 2002	4	1						1
4	VAN DUIJN Lizzy	4 OCT 2001	4	5					1	
5	VAN AS Linda	11 AUG 1997	4	6	1				1	1
6	VAN HOFSLT Marieke	9 JUL 1999	4	1						
7	VAN DEN BERG Alisha	10 MAR 2002	4	7						
8	VAN DER MAAS Astrid	1 JAN 1996	4	3						
Coach: VAN DER ZWAN Sytse										

NED Played		
PR	DEN	3-2
PR	ITA	3-0
PR	ESP	5-5
QF	CHN	19-1

NZL - New Zealand

No.	Name	Date of Birth	Competition Statistics							
			GP	G	PG	GC	YC	RC	SW	SL
1	HALES Casey	9 JUN 2000	4	3		1			2	2
2	AUSTIN Hayley	21 OCT 2004	4	7						
3	AZEVEDO-LEADER Jessica	3 DEC 2001	4	3						
4	WHEELER Georgia	16 NOV 1999	4	5					2	2
5	DUGDALE Tania	14 JUN 1986	4	1						
6	WHITE Ava	8 NOV 2001	4	3		1				
7	SHEPHERD Alyssa	21 JUL 2003	4	4						
8	MALCOLM Emma	7 OCT 2001	4	5						
Coach: MCFADZEAN Andrew										

NZL Played		
PR	GER	1-4
PR	IRI	3-2
PR	CHN	24-0
QF	ESP	3-2

Legend:

CR5-8 Consolation Round 5-8

No. Shirt Number

RC Red Cards

G Goals

PG Penalty Goals

SL Sprints Lost

GC Green Cards

PR Preliminary Round

SW Sprints Won

GP Games Played

QF Quarter Final

YC Yellow Cards



Results

Game No.: 22

NED 1 vs 4 NZL

1st Period: 0 - 2

2nd Period: 1 - 2

Referees: WATTS Steve (GBR) / SONDBERG Asger (DEN)

NED - Netherlands

No	Name	G / S	%	PS	%	AS	S	Punishments			TP
								GC	YC	RC	
1	DIJKSTRA Selina	0/2	0								20:00
2	HUIZINGA Wendy										6:50
3	BREEDT BRUIJN Thura	0/1	0								6:20
4	VAN DUIJN Lizzy	0/2	0								6:50
5	VAN AS Linda										20:00
6	VAN HOFSLLOT Marieke	1/4	25								17:18
7	VAN DEN BERG Alisha	0/12	0								20:00
8	VAN DER MAAS Astrid										2:42
Coach: VAN DER ZWAN Sytse											
Total		1/21	5								

Running Score

NED - NZL

1st Period

0 : 1 WHITE A.
0 : 2 AUSTIN H.

2nd Period

0 : 3 WHEELER G.
0 : 4 HALES C.

VAN HOFSLLOT M. 1 : 4

NZL - New Zealand

No	Name	G / S	%	PS	%	AS	S	Punishments			TP
								GC	YC	RC	
1	HALES Casey	1/1	100								10:32
2	AUSTIN Hayley	1/1	100								7:30
3	AZEVEDO-LEADER Jessica	0/1	0								8:43
4	WHEELER Georgia	1/2	50								9:41
5	DUGDALE Tania	0/1	0				3				17:13
6	WHITE Ava	1/2	50								14:05
7	SHEPHERD Alyssa	0/1	0			1					13:38
8	MALCOLM Emma	0/1	0				6				18:38
Coach: MCFADZEAN Andrew											
Total		4/10	40			1	9				

Team Statistics	CS	%	BS	%	PS	%	FB	%	C	SW
Netherlands	1/18	6	0/3	0					11	2
New Zealand	2/7	29	2/3	67					2	0

Legend:

%	Efficiency	AS	Assists	BS	Background Shots	C	Corner	CS	Close Shots	FB	Fastbreaks
G/S	Goals/Shots	GC	Green Card	PS	Penalty Shots	RC	Red Card	S	Saves	SW	Sprints Won
TP	Time Played	YC	Yellow Card								



Start List

Game No.: 17

DEN vs IRI

Referees: BUGAJ Marta (POL) / BRACKEZ Virginie (FRA)

DEN - Denmark

No.	Name	Date of Birth	Competition Statistics							
			GP	G	PG	GC	YC	RC	SW	SL
2	BRAENDHOLT Freia	8 AUG 2003	4							
3	WEINREICH Cecilie	9 JUL 1994	4	3					4	5
4	ANDERSEN Sofia	20 MAR 2004	4							
5	ANDERSEN Sara	14 OCT 1999	4						1	
7	JOERGENSEN Emilie	26 JAN 2000	4	1		1				
8	ROBRA Lara	7 JUL 1998	4	2						
9	THORSLUND Anna	30 JUL 2002	4	3						
10	ROSLIND Michelle	17 JUN 1987	4							
Coach: OLESEN Peter										

DEN Played		
PR	NED	2-3
PR	ESP	3-3
PR	ITA	2-2
QF	GER	2-3

IRI - Islamic Republic of Iran

No.	Name	Date of Birth	Competition Statistics							
			GP	G	PG	GC	YC	RC	SW	SL
1	POUR ABDIAN Elaheh	30 JAN 1991	4	2		1				
2	MEHTARPOUR Anahita	3 FEB 2002	4	2						
3	BOROUN Melika	9 JAN 1998	4	6						
4	LAKZAIE Shiva	28 FEB 2003	4	2						1
5	SHABANI Mahdieh	15 DEC 1997	4							
6	ESLAMI Atousa	31 JAN 2004	4	3						
8	JALILIAN Fatemeh	1 OCT 1995	4	6		1				
9	PIRNAJMEDDIN Setayesh	22 SEP 1997	4	1					3	4
Coach: HOJATI Nima										

IRI Played		
PR	CHN	15-1
PR	NZL	2-3
PR	GER	3-7
QF	ITA	2-5

Legend:

CR5-8 Consolation Round 5-8

No. Shirt Number

RC Red Cards

G Goals

PG Penalty Goals

SL Sprints Lost

GC Green Cards

PR Preliminary Round

SW Sprints Won

GP Games Played

QF Quarter Final

YC Yellow Cards



Results

Game No.: 17

DEN 2 vs 1 IRI

1st Period: 1 - 0

2nd Period: 1 - 1

Referees: BUGAJ Marta (POL) / BRACKEZ Virginie (FRA)

DEN - Denmark

No	Name	G / S	%	PS	%	AS	S	Punishments			TP
								GC	YC	RC	
2	BRAENDHOLT Freia	0/1	0								6:06
3	WEINREICH Cecilie	0/4	0								19:19
4	ANDERSEN Sofia	0/1	0								9:49
5	ANDERSEN Sara	0/3	0								20:00
7	JOERGENSEN Emilie					1					8:33
8	ROBRA Lara	1/4	25				2				18:06
9	THORSLUND Anna	1/2	50								9:58
10	ROSLIND Michelle										8:09
Coach: OLESEN Peter											
Total		2/15	13			1	2				

Running Score

DEN - IRI

1st Period

ROBRA L. 1 : 0

2nd Period

THORSLUND A. 1 : 1 POUR ABDIAN E.
2 : 1

IRI - Islamic Republic of Iran

No	Name	G / S	%	PS	%	AS	S	Punishments			TP
								GC	YC	RC	
1	POUR ABDIAN Elaheh	1/4	25				1				20:00
2	MEHTARPOUR Anahita										1:30
3	BOROUN Melika	0/4	0								18:30
4	LAKZAIE Shiva	0/1	0								12:40
5	SHABANI Mahdieh										
6	ESLAMI Atousa	0/4	0			1		1			20:00
8	JALILIAN Fatemeh										20:00
9	PIRNAJMEDDIN Setayesh										7:20
Coach: HOJATI Nima											
Total		1/13	8			1	1	1			

Team Statistics	CS	%	BS	%	PS	%	FB	%	C	SW
Denmark	1/14	7	1/1	100					5	2
Islamic Republic of Iran	0/10	0	1/3	33					6	0

Legend:											
%	Efficiency	AS	Assists	BS	Background Shots	C	Corner	CS	Close Shots	FB	Fastbreaks
G/S	Goals/Shots	GC	Green Card	PS	Penalty Shots	RC	Red Card	S	Saves	SW	Sprints Won
TP	Time Played	YC	Yellow Card								



Start List

Game No.: 18

CHN vs ESP

Referees: SONDBERG Asger (DEN) / KONG Evan (SGP)

CHN - People's Republic of China

No.	Name	Date of Birth	Competition Statistics							
			GP	G	PG	GC	YC	RC	SW	SL
1	HOU Huizhen	28 JUL 1993	4							
3	SHEN Hui	30 JUL 2001	4							
4	DU Xinke	29 JUL 2007	4	1			1			
5	CHAO Yujia	29 AUG 2007	4	1						7
6	JIANG Yixuan	30 OCT 2005	4							1
7	LI Yijie	18 JUL 2008	4							
10	TIAN Jiayi	21 DEC 2007	4							

Coach: XU Haiwei

CHN Played		
PR	IRI	1-15
PR	GER	0-23
PR	NZL	0-24
QF	NED	1-19

ESP - Spain

No.	Name	Date of Birth	Competition Statistics							
			GP	G	PG	GC	YC	RC	SW	SL
1	MARTINEZ Sonia	7 JUL 1976	4	1		1				
4	AROSA Ines	15 JUL 2007	4	1					3	2
5	CALVENTE Sara	9 SEP 2003	4							
6	CALVENTE Raquel	9 NOV 2007	4	3						
7	CANAS Nuria	30 APR 1987	4	3						
8	NIETO Lore	22 DEC 2000	4	1						3
9	CARMONA Bea	9 NOV 1997	4	2						

Coach: PEREZ Edu

ESP Played		
PR	ITA	1-2
PR	DEN	3-3
PR	NED	5-5
QF	NZL	2-3

Legend:

CR5-8 Consolation Round 5-8

No. Shirt Number

RC Red Cards

G Goals

PG Penalty Goals

SL Sprints Lost

GC Green Cards

PR Preliminary Round

SW Sprints Won

GP Games Played

QF Quarter Final

YC Yellow Cards



Results

Game No.: 18

CHN 1 vs 10 ESP

1st Period: 1 - 3
2nd Period: 0 - 7

Referees: SONDBERG Asger (DEN) / KONG Evan (SGP)

CHN - People's Republic of China

No	Name	G / S	%	PS	%	AS	S	Punishments			TP
								GC	YC	RC	
1	HOU Huizhen										0:07
3	SHEN Hui										16:43
4	DU Xinke	1/4	25				1				19:53
5	CHAO Yujia	0/5	0				2				20:00
6	JIANG Yixuan	0/2	0								20:00
7	LI Yijie										11:38
10	TIAN Jiayi										11:39
Coach: XU Haiwei											
Total		1/11	9				3				

Running Score

CHN - ESP

1st Period

0 : 1 AROSA I.
DU X. 1 : 1
1 : 2 NIETO L.
1 : 3 CANAS N.

2nd Period

1 : 4 CARMONA B.
1 : 5 AROSA I.
1 : 6 CALVENTE R.
1 : 7 AROSA I.
1 : 8 CALVENTE R.
1 : 9 NIETO L.
1 : 10 CALVENTE R.

ESP - Spain

No	Name	G / S	%	PS	%	AS	S	Punishments			TP
								GC	YC	RC	
1	MARTINEZ Sonia	0/2	0			3					15:24
4	AROSA Ines	3/4	75			1					9:51
5	CALVENTE Sara	0/2	0								12:48
6	CALVENTE Raquel	3/5	60			1					14:06
7	CANAS Nuria	1/2	50			1					14:42
8	NIETO Lore	2/5	40			1					14:29
9	CARMONA Bea	1/2	50				5				18:40
Coach: PEREZ Edu											
Total		10/22	45			7	5				

Team Statistics	CS	%	BS	%	PS	%	FB	%	C	SW
People's Republic of China	0/7	0	1/4	25					2	0
Spain	6/16	38	0/2	0			4/4	100	3	2

Legend:											
%	Efficiency	AS	Assists	BS	Background Shots	C	Corner	CS	Close Shots	FB	Fastbreaks
G/S	Goals/Shots	GC	Green Card	PS	Penalty Shots	RC	Red Card	S	Saves	SW	Sprints Won
TP	Time Played	YC	Yellow Card								



Start List

Game No.: 13

GER vs DEN

Referees: BUGAJ Marta (POL) / KONG Evan (SGP)

GER - Germany

No.	Name	Date of Birth	Competition Statistics							
			GP	G	PG	GC	YC	RC	SW	SL
1	RUTZEN Jill Lara	1 DEC 2000	3	3	1					
3	OZBAY Esra	26 FEB 1997	3	5						
4	KUNZ Hannah Elisa	7 MAR 2002	3	2					2	
5	SCHAEFER Svenja	6 APR 1995	3	7						
6	SCHMALENBACH Nele	24 JUL 2003	3	5						
7	WAGNER Leonie	2 MAY 1997	3	4					2	
9	HACHENBURG Nina	12 APR 2004	3	1					1	
10	GRUNEWALD Katharin	2 OCT 2003	3	7					1	
Coach: GUNTHER Mirko										

GER Played		
PR	NZL	4-1
PR	CHN	23-0
PR	IRI	7-3

DEN - Denmark

No.	Name	Date of Birth	Competition Statistics							
			GP	G	PG	GC	YC	RC	SW	SL
2	BRAENDHOLT Freia	8 AUG 2003	3							
3	WEINREICH Cecilie	9 JUL 1994	3	1					4	1
4	ANDERSEN Sofia	20 MAR 2004	3							
5	ANDERSEN Sara	14 OCT 1999	3						1	
7	JOERGENSEN Emilie	26 JAN 2000	3	1						
8	ROBRA Lara	7 JUL 1998	3	2						
9	THORSLUND Anna	30 JUL 2002	3	3						
10	ROSLIND Michelle	17 JUN 1987	3							
Coach: OLESEN Peter										

DEN Played		
PR	NED	2-3
PR	ESP	3-3
PR	ITA	2-2

Legend:

CR5-8 Consolation Round 5-8

No. Shirt Number

SL Sprints Lost

G Goals

PG Penalty Goals

SW Sprints Won

GC Green Cards

PR Preliminary Round

YC Yellow Cards

GP Games Played

RC Red Cards



Results

Game No.: 13

GER 3 vs 2 DEN

1st Period: 1 - 1
2nd Period: 1 - 1
Overtime: 1 - 0

Referees: BUGAJ Marta (POL) / KONG Evan (SGP)

GER - Germany

No	Name	G / S	%	PS	%	AS	S	Punishments			TP
								GC	YC	RC	
1	RUTZEN Jill Lara	2/5	40	1/1	100	1	3				23:51
3	OZBAY Esra	0/1	0								15:50
4	KUNZ Hannah Elisa	0/2	0								15:42
5	SCHAEFER Svenja	0/2	0								13:28
6	SCHMALENBACH Nele	0/4	0								19:27
7	WAGNER Leonie	0/6	0								22:56
9	HACHENBURG Nina	0/2	0								7:59
10	GRUNEWALD Katharin	1/3	33			1					23:57
Coach: GUNTHER Mirko											
Total		3/25	12	1/1	100	2	3				

Running Score

GER - DEN

1st Period

RUTZEN J. 1 : 0
1 : 1 WEINREICH C.

2nd Period

1 : 2 WEINREICH C.
RUTZEN J. 2 : 2

2nd Overtime

GRUNEWALD K. 3 : 2

DEN - Denmark

No	Name	G / S	%	PS	%	AS	S	Punishments			TP
								GC	YC	RC	
2	BRAENDHOLT Freia						1				15:21
3	WEINREICH Cecilie	2/4	50								26:15
4	ANDERSEN Sofia										17:30
5	ANDERSEN Sara	0/3	0			1	1				27:32
7	JOERGENSEN Emilie	0/1	0					1			4:31
8	ROBRA Lara	0/1	0			1	8				28:12
9	THORSLUND Anna	0/2	0								17:28
10	ROSLIND Michelle										6:21
Coach: OLESEN Peter											
Total		2/11	18			2	10	1			

Team Statistics	CS	%	BS	%	PS	%	FB	%	C	SW
Germany	2/21	10	0/3	0	1/1	100			7	4
Denmark	2/9	22	0/2	0					4	0

Legend:											
%	Efficiency	AS	Assists	BS	Background Shots	C	Corner	CS	Close Shots	FB	Fastbreaks
G/S	Goals/Shots	GC	Green Card	PS	Penalty Shots	RC	Red Card	S	Saves	SW	Sprints Won
TP	Time Played	YC	Yellow Card								



Start List

Game No.: 14

NED vs CHN

Referees: BRACKEZ Virginie (FRA) / SONDBERG Asger (DEN)

NED - Netherlands

No.	Name	Date of Birth	Competition Statistics							
			GP	G	PG	GC	YC	RC	SW	SL
1	DIJKSTRA Selina	8 APR 2000	3						1	2
2	HUIZINGA Wendy	27 DEC 2005	3							
3	BREEDT BRUIJN Thura	3 NOV 2002	3							1
4	VAN DUIJN Lizzy	4 OCT 2001	3							
5	VAN AS Linda	11 AUG 1997	3	6	1				1	1
6	VAN HOFSLÖT Marieke	9 JUL 1999	3							
7	VAN DEN BERG Alisha	10 MAR 2002	3	4						
8	VAN DER MAAS Astrid	1 JAN 1996	3	1						
Coach: VAN DER ZWAN Sytse										

NED Played		
PR	DEN	3-2
PR	ITA	3-0
PR	ESP	5-5

CHN - People's Republic of China

No.	Name	Date of Birth	Competition Statistics							
			GP	G	PG	GC	YC	RC	SW	SL
1	HOU Huizhen	28 JUL 1993	3							
3	SHEN Hui	30 JUL 2001	3							
4	DU Xinke	29 JUL 2007	3				1			
5	CHAO Yujia	29 AUG 2007	3	1						5
6	JIANG Yixuan	30 OCT 2005	3							1
7	LI Yijie	18 JUL 2008	3							
10	TIAN Jiayi	21 DEC 2007	3							
Coach: XU Haiwei										

CHN Played		
PR	IRI	1-15
PR	GER	0-23
PR	NZL	0-24

Legend:

CR5-8 Consolation Round 5-8

No. Shirt Number

SL Sprints Lost

G Goals

PG Penalty Goals

SW Sprints Won

GC Green Cards

PR Preliminary Round

YC Yellow Cards

GP Games Played

RC Red Cards



Results

Game No.: 14

NED 19 vs 1 CHN

1st Period: 12 - 0

2nd Period: 7 - 1

Referees: BRACKEZ Virginie (FRA) / SONDBERG Asger (DEN)

NED - Netherlands

No	Name	G / S	%	PS	%	AS	S	Punishments			TP
								GC	YC	RC	
1	DIJKSTRA Selina	4/5	80			5					14:37
2	HUIZINGA Wendy	3/4	75			1					17:02
3	BREEDT BRUIJN Thura	1/2	50			1					15:02
4	VAN DUIJN Lizzy	5/7	71			3					16:56
5	VAN AS Linda										
6	VAN HOFSLT Marieke	1/1	100				3				8:47
7	VAN DEN BERG Alisha	3/4	75			3					13:43
8	VAN DER MAAS Astrid	2/3	67			1	4				13:53
Coach: VAN DER ZWAN Sytse											
Total		19/26	73			14	7				

Running Score

NED - CHN

1st Period

VAN HOFSLT M.	1	:	0
VAN DEN BERG A.	2	:	0
DIJKSTRA S.	3	:	0
VAN DUIJN L.	4	:	0
VAN DUIJN L.	5	:	0
VAN DEN BERG A.	6	:	0
VAN DEN BERG A.	7	:	0
HUIZINGA W.	8	:	0
VAN DUIJN L.	9	:	0
VAN DUIJN L.	10	:	0
HUIZINGA W.	11	:	0
DIJKSTRA S.	12	:	0

2nd Period

VAN DER MAAS A.	13	:	0
VAN DER MAAS A.	14	:	0
	14	:	1
DIJKSTRA S.	15	:	1
BREEDT BRUIJN T.	16	:	1
HUIZINGA W.	17	:	1
VAN DUIJN L.	18	:	1
DU X.	19	:	1

CHN - People's Republic of China

No	Name	G / S	%	PS	%	AS	S	Punishments			TP
								GC	YC	RC	
1	HOU Huizhen										5:09
3	SHEN Hui										14:14
4	DU Xinke	1/6	17				3				20:00
5	CHAO Yujia	0/4	0			1					20:00
6	JIANG Yixuan	0/6	0								19:47
7	LI Yijie										12:20
10	TIAN Jiayi										8:30
Coach: XU Haiwei											
Total		1/16	6			1	3				

Team Statistics	CS	%	BS	%	PS	%	FB	%	C	SW
Netherlands	11/17	65	0/1	0			8/8	100	3	2
People's Republic of China	0/9	0	1/7	14					1	0

Legend:											
%	Efficiency	AS	Assists	BS	Background Shots	C	Corner	CS	Close Shots	FB	Fastbreaks
G/S	Goals/Shots	GC	Green Card	PS	Penalty Shots	RC	Red Card	S	Saves	SW	Sprints Won
TP	Time Played	YC	Yellow Card								



Start List

Game No.: 15

NZL vs ESP

Referees: PELLI Maurizio (ITA) / WATTS Steve (GBR)

NZL - New Zealand

No.	Name	Date of Birth	Competition Statistics							
			GP	G	PG	GC	YC	RC	SW	SL
1	HALES Casey	9 JUN 2000	3	3		1			2	1
2	AUSTIN Hayley	21 OCT 2004	3	7						
3	AZEVEDO-LEADER Jessica	3 DEC 2001	3	3						
4	WHEELER Georgia	16 NOV 1999	3	4					1	2
5	DUGDALE Tania	14 JUN 1986	3	1						
6	WHITE Ava	8 NOV 2001	3	3						
7	SHEPHERD Alyssa	21 JUL 2003	3	3						
8	MALCOLM Emma	7 OCT 2001	3	4						
Coach: MCFADZEAN Andrew										

NZL Played		
PR	GER	1-4
PR	IRI	3-2
PR	CHN	24-0

ESP - Spain

No.	Name	Date of Birth	Competition Statistics							
			GP	G	PG	GC	YC	RC	SW	SL
1	MARTINEZ Sonia	7 JUL 1976	3	1						
4	AROSA Ines	15 JUL 2007	3						2	1
5	CALVENTE Sara	9 SEP 2003	3							
6	CALVENTE Raquel	9 NOV 2007	3	2						
7	CANAS Nuria	30 APR 1987	3	3						
8	NIETO Lore	22 DEC 2000	3	1						3
9	CARMONA Bea	9 NOV 1997	3	2						
Coach: PEREZ Edu										

ESP Played		
PR	ITA	1-2
PR	DEN	3-3
PR	NED	5-5

Legend:

CR5-8 Consolation Round 5-8

No. Shirt Number

SL Sprints Lost

G Goals

PG Penalty Goals

SW Sprints Won

GC Green Cards

PR Preliminary Round

YC Yellow Cards

GP Games Played

RC Red Cards



Results

Game No.: 15

NZL 3 vs 2 ESP

1st Period: 0 - 1

2nd Period: 3 - 1

Referees: PELLI Maurizio (ITA) / WATTS Steve (GBR)

NZL - New Zealand

No	Name	G / S	%	PS	%	AS	S	Punishments			TP
								GC	YC	RC	
1	HALES Casey	0/1	0								11:16
2	AUSTIN Hayley										7:41
3	AZEVEDO-LEADER Jessica										8:32
4	WHEELER Georgia	1/2	50								8:54
5	DUGDALE Tania						1				17:10
6	WHITE Ava	0/2	0					1			14:21
7	SHEPHERD Alyssa	1/1	100								12:43
8	MALCOLM Emma	1/2	50				1				19:23
Coach: MCFADZEAN Andrew											
Total		3/8	38				2	1			

Running Score

NZL - ESP

1st Period

0 : 1 CALVENTE R.

2nd Period

SHEPHERD A. 1 : 1

MALCOLM E. 2 : 1

2 : 2 AROSA I.

WHEELER G. 3 : 2

ESP - Spain

No	Name	G / S	%	PS	%	AS	S	Punishments			TP
								GC	YC	RC	
1	MARTINEZ Sonia	0/1	0					1			15:23
4	AROSA Ines	1/3	33								11:58
5	CALVENTE Sara	0/1	0								6:55
6	CALVENTE Raquel	1/1	100								16:11
7	CANAS Nuria	0/3	0								18:52
8	NIETO Lore	0/2	0								10:41
9	CARMONA Bea	0/2	0				1				20:00
Coach: PEREZ Edu								1			
Total		2/13	15				1	2			

Team Statistics	CS	%	BS	%	PS	%	FB	%	C	SW
New Zealand	3/8	38							1	1
Spain	2/10	20	0/3	0					7	1

Legend:											
%	Efficiency	AS	Assists	BS	Background Shots	C	Corner	CS	Close Shots	FB	Fastbreaks
G/S	Goals/Shots	GC	Green Card	PS	Penalty Shots	RC	Red Card	S	Saves	SW	Sprints Won
TP	Time Played	YC	Yellow Card								



Start List

Game No.: 16

ITA vs IRI

Referees: FEAR-ROSS Andi (NZL) / FERNANDEZ CANALEJAS Ivan (ESP)

ITA - Italy

No.	Name	Date of Birth	Competition Statistics							
			GP	G	PG	GC	YC	RC	SW	SL
1	DAMONTE Giorgia	20 MAR 2008	3			1				
2	MAZZANTI Veronica	28 DEC 2000	3			1				
3	TREVISAN Chiara	15 FEB 1998	3	1						
4	LAGO Maddalena	13 SEP 1997	3	1						
6	CATANIA Roberta Elsa	12 JAN 1989	3	2					2	1
7	FANNI Claudia	29 APR 2005	3							
8	COGONI Silvia	3 OCT 1991	3			1			1	2
10	LANDOLINA Flavia	31 AUG 1995	3							
Coach: CIANCIO Francesca										

ITA Played		
PR	ESP	2-1
PR	NED	0-3
PR	DEN	2-2

IRI - Islamic Republic of Iran

No.	Name	Date of Birth	Competition Statistics							
			GP	G	PG	GC	YC	RC	SW	SL
1	POUR ABDIAN Elaheh	30 JAN 1991	3	2		1				
2	MEHTARPOUR Anahita	3 FEB 2002	3	2						
3	BOROUN Melika	9 JAN 1998	3	5						
4	LAKZAIE Shiva	28 FEB 2003	3	2						1
5	SHABANI Mahdieh	15 DEC 1997	3							
6	ESLAMI Atousa	31 JAN 2004	3	2						
8	JALILIAN Fatemeh	1 OCT 1995	3	6						
9	PIRNAJMEDDIN Setayesh	22 SEP 1997	3	1					3	2
Coach: HOJATI Nima										

IRI Played		
PR	CHN	15-1
PR	NZL	2-3
PR	GER	3-7

Legend:

CR5-8 Consolation Round 5-8

No. Shirt Number

SL Sprints Lost

G Goals

PG Penalty Goals

SW Sprints Won

GC Green Cards

PR Preliminary Round

YC Yellow Cards

GP Games Played

RC Red Cards



Results

Game No.: 16

ITA 5 vs 2 IRI

1st Period: 5 - 2

2nd Period: 0 - 0

Referees: FEAR-ROSS Andi (NZL) / FERNANDEZ CANALEJAS Ivan (ESP)

ITA - Italy

No	Name	G / S	%	PS	%	AS	S	Punishments			TP
								GC	YC	RC	
1	DAMONTE Giorgia										6:01
2	MAZZANTI Veronica	0/1	0								6:25
3	TREVISAN Chiara	1/5	20				1				14:10
4	LAGO Maddalena	1/4	25				2				20:00
6	CATANIA Roberta Elsa	1/5	20								20:00
7	FANNI Claudia										9:22
8	COGONI Silvia	1/2	50					1			13:07
10	LANDOLINA Flavia	1/5	20								10:55
Coach: CIANCIO Francesca											
Total		5/22	23				3	1			

Running Score

ITA - IRI

1st Period

TREVISAN C.	1	:	0	
CATANIA R.	2	:	0	
	2	:	1	ESLAMI A.
LAGO M.	3	:	1	
	3	:	2	BOROUN M.
LANDOLINA F.	4	:	2	
COGONI S.	5	:	2	

IRI - Islamic Republic of Iran

No	Name	G / S	%	PS	%	AS	S	Punishments			TP
								GC	YC	RC	
1	POUR ABDIAN Elaheh	0/1	0				5				20:00
2	MEHTARPOUR Anahita										3:39
3	BOROUN Melika	1/5	20								18:29
4	LAKZAIE Shiva										7:02
5	SHABANI Mahdieh										
6	ESLAMI Atousa	1/1	100								20:00
8	JALILIAN Fatemeh	0/1	0					1			19:35
9	PIRNAJMEDDIN Setayesh										11:15
Coach: HOJATI Nima											
Total		2/8	25				5	1			

Team Statistics	CS	%	BS	%	PS	%	FB	%	C	SW
Italy	5/22	23							11	2
Islamic Republic of Iran	2/7	29	0/1	0					1	0

Legend:											
%	Efficiency	AS	Assists	BS	Background Shots	C	Corner	CS	Close Shots	FB	Fastbreaks
G/S	Goals/Shots	GC	Green Card	PS	Penalty Shots	RC	Red Card	S	Saves	SW	Sprints Won
TP	Time Played	YC	Yellow Card								



Start List

Game No.: 3

ITA vs ESP

Referees: WATTS Steve (GBR) / BRACKEZ Virginie (FRA)

ITA - Italy

No.	Name	Date of Birth	Competition Statistics							
			GP	G	PG	GC	YC	RC	SW	SL
1	FANNI Claudia	29 APR 2005								
2	MAZZANTI Veronica	28 DEC 2000								
3	TREVISAN Chiara	15 FEB 1998								
4	LAGO Maddalena	13 SEP 1997								
6	CATANIA Roberta Elsa	12 JAN 1989								
7	DAMONTE Giorgia	20 MAR 2008								
8	COGONI Silvia	3 OCT 1991								
10	LANDOLINA Flavia	31 AUG 1995								
Coach: CIANCIO Francesca										

ITA Played		
PR	ESP	13 AUG
PR	NED	13 AUG
PR	DEN	14 AUG

ESP - Spain

No.	Name	Date of Birth	Competition Statistics							
			GP	G	PG	GC	YC	RC	SW	SL
1	MARTINEZ Sonia	7 JUL 1976								
4	AROSA Ines	15 JUL 2007								
5	CALVENTE Sara	9 SEP 2003								
6	CALVENTE Raquel	9 NOV 2007								
7	CANAS Nuria	30 APR 1987								
8	NIETO Lore	22 DEC 2000								
9	CARMONA Bea	9 NOV 1997								
Coach: PEREZ Edu										

ESP Played		
PR	ITA	13 AUG
PR	DEN	13 AUG
PR	NED	14 AUG

Legend:

CR5-8 Consolation Round 5-8

No. Shirt Number

SL Sprints Lost

G Goals

PG Penalty Goals

SW Sprints Won

GC Green Cards

PR Preliminary Round

YC Yellow Cards

GP Games Played

RC Red Cards



Results

Game No.: 3

ITA 2 vs 1 ESP

1st Period: 1 - 1

2nd Period: 1 - 0

Referees: WATTS Steve (GBR) / BRACKEZ Virginie (FRA)

ITA - Italy

No	Name	G / S	%	PS	%	AS	S	Punishments			TP
								GC	YC	RC	
1	FANNI Claudia										6:53
2	MAZZANTI Veronica										13:32
3	TREVISAN Chiara	1/4	25								12:46
4	LAGO Maddalena	1/2	50				3				17:50
6	CATANIA Roberta Elsa	0/2	0								17:44
7	DAMONTE Giorgia										2:29
8	COGONI Silvia	0/2	0			1					16:48
10	LANDOLINA Flavia	0/2	0								11:58
Coach: CIANCIO Francesca											
Total		2/12	17			1	3				

Running Score

ITA - ESP

1st Period

TREVISAN C. 1 : 0
1 : 1 CARMONA B.

2nd Period

LAGO M. 2 : 1

ESP - Spain

No	Name	G / S	%	PS	%	AS	S	Punishments			TP
								GC	YC	RC	
1	MARTINEZ Sonia	0/1	0								18:41
4	AROSA Ines	0/2	0								8:32
5	CALVENTE Sara										8:00
6	CALVENTE Raquel	0/1	0								13:55
7	CANAS Nuria	0/3	0								16:50
8	NIETO Lore	0/1	0								14:02
9	CARMONA Bea	1/3	33				2				20:00
Coach: PEREZ Edu											
Total		1/11	9				2				

Team Statistics	CS	%	BS	%	PS	%	FB	%	C	SW
Italy	2/12	17							2	1
Spain	0/10	0	1/1	100					3	1

Legend:											
%	Efficiency	AS	Assists	BS	Background Shots	C	Corner	CS	Close Shots	FB	Fastbreaks
G/S	Goals/Shots	GC	Green Card	PS	Penalty Shots	RC	Red Card	S	Saves	SW	Sprints Won
TP	Time Played	YC	Yellow Card								



WED 13 AUG 2025
Start Time: 13:00

Preliminary Round - Group B

Start List

Game No.: 4

NED vs DEN

Referees: FEAR-ROSS Andi (NZL) / KONG Evan (SGP)

NED - Netherlands

No.	Name	Date of Birth	Competition Statistics							
			GP	G	PG	GC	YC	RC	SW	SL
1	DIJKSTRA Selina	8 APR 2000								
2	HUIZINGA Wendy	27 DEC 2005								
3	BREEDT BRUIJN Thura	3 NOV 2002								
4	VAN DUIJN Lizzy	4 OCT 2001								
5	VAN AS Linda	11 AUG 1997								
6	VAN HOFSLÖT Marieke	9 JUL 1999								
7	VAN DEN BERG Alisha	10 MAR 2002								
8	VAN DER MAAS Astrid	1 JAN 1996								
Coach: VAN DER ZWAN Sytse										

NED Played		
PR	DEN	13 AUG
PR	ITA	13 AUG
PR	ESP	14 AUG

DEN - Denmark

No.	Name	Date of Birth	Competition Statistics							
			GP	G	PG	GC	YC	RC	SW	SL
2	BRAENDHOLT Freia	8 AUG 2003								
3	WEINREICH Cecilie	9 JUL 1994								
4	ANDERSEN Sofia	20 MAR 2004								
5	ANDERSEN Sara	14 OCT 1999								
7	JOERGENSEN Emilie	26 JAN 2000								
8	ROBRA Lara	7 JUL 1998								
9	THORSLUND Anna	30 JUL 2002								
10	ROSLIND Michelle	17 JUN 1987								
Coach: OLESEN Peter										

DEN Played		
PR	NED	13 AUG
PR	ESP	13 AUG
PR	ITA	14 AUG

Legend:

CR5-8 Consolation Round 5-8

No. Shirt Number

SL Sprints Lost

G Goals

PG Penalty Goals

SW Sprints Won

GC Green Cards

PR Preliminary Round

YC Yellow Cards

GP Games Played

RC Red Cards



Results

Game No.: 4

NED 3 vs 2 DEN

1st Period: 2 - 1

2nd Period: 1 - 1

Referees: FEAR-ROSS Andi (NZL) / KONG Evan (SGP)

NED - Netherlands

No	Name	G / S	%	PS	%	AS	S	Punishments			TP
								GC	YC	RC	
1	DIJKSTRA Selina										13:53
2	HUIZINGA Wendy										12:56
3	BREEDT BRUIJN Thura	0/1	0								9:57
4	VAN DUIJN Lizzy										6:28
5	VAN AS Linda	1/2	50								20:00
6	VAN HOFSLT Marieke	0/1	0				1				14:24
7	VAN DEN BERG Alisha	2/8	25								16:09
8	VAN DER MAAS Astrid	0/1	0				2				6:13
Coach: VAN DER ZWAN Sytse											
Total		3/13	23				3				

Running Score

NED - DEN

1st Period

0 : 1 JOERGENSEN E.

VAN DEN BERG A. 1 : 1

VAN AS L. 2 : 1

2nd Period

2 : 2 THORSLUND A.

VAN DEN BERG A. 3 : 2

DEN - Denmark

No	Name	G / S	%	PS	%	AS	S	Punishments			TP
								GC	YC	RC	
2	BRAENDHOLT Freia										7:06
3	WEINREICH Cecilie	0/3	0								20:00
4	ANDERSEN Sofia										7:10
5	ANDERSEN Sara	0/1	0								15:39
7	JOERGENSEN Emilie	1/2	50								9:37
8	ROBRA Lara	0/1	0				3				17:15
9	THORSLUND Anna	1/1	100								13:42
10	ROSLIND Michelle						1				9:31
Coach: OLESEN Peter											
Total		2/8	25				4				

Team Statistics	CS	%	BS	%	PS	%	FB	%	C	SW
Netherlands	1/11	9	2/2	100					2	0
Denmark	2/8	25							3	2

Legend:											
%	Efficiency	AS	Assists	BS	Background Shots	C	Corner	CS	Close Shots	FB	Fastbreaks
G/S	Goals/Shots	GC	Green Card	PS	Penalty Shots	RC	Red Card	S	Saves	SW	Sprints Won
TP	Time Played	YC	Yellow Card								



Start List

Game No.: 7

ITA vs NED

Referees: FEAR-ROSS Andi (NZL) / WATTS Steve (GBR)

ITA - Italy

No.	Name	Date of Birth	Competition Statistics							
			GP	G	PG	GC	YC	RC	SW	SL
1	FANNI Claudia	29 APR 2005	1							
2	MAZZANTI Veronica	28 DEC 2000	1							
3	TREVISAN Chiara	15 FEB 1998	1	1						
4	LAGO Maddalena	13 SEP 1997	1	1						
6	CATANIA Roberta Elsa	12 JAN 1989	1						1	
7	DAMONTE Giorgia	20 MAR 2008	1							
8	COGONI Silvia	3 OCT 1991	1							1
10	LANDOLINA Flavia	31 AUG 1995	1							
Coach: CIANCIO Francesca										

ITA Played		
PR	ESP	2-1
PR	NED	13 AUG
PR	DEN	14 AUG

NED - Netherlands

No.	Name	Date of Birth	Competition Statistics							
			GP	G	PG	GC	YC	RC	SW	SL
1	DIJKSTRA Selina	8 APR 2000	1							1
2	HUIZINGA Wendy	27 DEC 2005	1							
3	BREEDT BRUIJN Thura	3 NOV 2002	1							1
4	VAN DUIJN Lizzy	4 OCT 2001	1							
5	VAN AS Linda	11 AUG 1997	1	1						
6	VAN HOFSLT Marieke	9 JUL 1999	1							
7	VAN DEN BERG Alisha	10 MAR 2002	1	2						
8	VAN DER MAAS Astrid	1 JAN 1996	1							
Coach: VAN DER ZWAN Sytse										

NED Played		
PR	DEN	3-2
PR	ITA	13 AUG
PR	ESP	14 AUG

Legend:

CR5-8 Consolation Round 5-8

No. Shirt Number

SL Sprints Lost

G Goals

PG Penalty Goals

SW Sprints Won

GC Green Cards

PR Preliminary Round

YC Yellow Cards

GP Games Played

RC Red Cards



Results

Game No.: 7

ITA 0 vs 3 NED

1st Period: 0 - 2

2nd Period: 0 - 1

Referees: FEAR-ROSS Andi (NZL) / WATTS Steve (GBR)

ITA - Italy

No	Name	G / S	%	PS	%	AS	S	Punishments			TP
								GC	YC	RC	
1	DAMONTE Giorgia										6:07
2	MAZZANTI Veronica	0/1	0					1			8:39
3	TREVISAN Chiara	0/3	0								12:40
4	LAGO Maddalena	0/3	0				3				16:50
6	CATANIA Roberta Elsa	0/2	0								20:00
7	FANNI Claudia										4:41
8	COGONI Silvia	0/2	0								15:56
10	LANDOLINA Flavia	0/5	0								15:07
Coach: CIANCIO Francesca											
Total		0/16	0				3	1			

Running Score

ITA - NED

1st Period

0 : 1 VAN AS L.

0 : 2 VAN AS L.

2nd Period

0 : 3 VAN AS L.

NED - Netherlands

No	Name	G / S	%	PS	%	AS	S	Punishments			TP
								GC	YC	RC	
1	DIJKSTRA Selina										15:17
2	HUIZINGA Wendy	0/1	0								12:11
3	BREEDT BRUIJN Thura	0/1	0								13:29
4	VAN DUIJN Lizzy	0/1	0								5:51
5	VAN AS Linda	3/6	50	1/1	100						16:31
6	VAN HOFSLLOT Marieke						3				15:00
7	VAN DEN BERG Alisha	0/4	0				1				15:54
8	VAN DER MAAS Astrid	0/2	0				1				5:47
Coach: VAN DER ZWAN Sytse											
Total		3/15	20	1/1	100		5				

Team Statistics	CS	%	BS	%	PS	%	FB	%	C	SW
Italy	0/15	0	0/1	0					5	1
Netherlands	1/12	8			1/1	100	1/2	50	4	1

Legend:

%	Efficiency	AS	Assists	BS	Background Shots	C	Corner	CS	Close Shots	FB	Fastbreaks
G/S	Goals/Shots	GC	Green Card	PS	Penalty Shots	RC	Red Card	S	Saves	SW	Sprints Won
TP	Time Played	YC	Yellow Card								



Start List

Game No.: 8

ESP vs DEN

Referees: KONG Evan (SGP) / BRACKEZ Virginie (FRA)

ESP - Spain

No.	Name	Date of Birth	Competition Statistics							
			GP	G	PG	GC	YC	RC	SW	SL
1	MARTINEZ Sonia	7 JUL 1976	1							
4	AROSA Ines	15 JUL 2007	1						1	
5	CALVENTE Sara	9 SEP 2003	1							
6	CALVENTE Raquel	9 NOV 2007	1							
7	CANAS Nuria	30 APR 1987	1							
8	NIETO Lore	22 DEC 2000	1							1
9	CARMONA Bea	9 NOV 1997	1	1						

Coach: PEREZ Edu

ESP Played		
PR	ITA	1-2
PR	DEN	13 AUG
PR	NED	14 AUG

DEN - Denmark

No.	Name	Date of Birth	Competition Statistics							
			GP	G	PG	GC	YC	RC	SW	SL
2	BRAENDHOLT Freia	8 AUG 2003	1							
3	WEINREICH Cecilie	9 JUL 1994	1						1	
4	ANDERSEN Sofia	20 MAR 2004	1							
5	ANDERSEN Sara	14 OCT 1999	1						1	
7	JOERGENSEN Emilie	26 JAN 2000	1	1						
8	ROBRA Lara	7 JUL 1998	1							
9	THORSLUND Anna	30 JUL 2002	1	1						
10	ROSLIND Michelle	17 JUN 1987	1							

Coach: OLESEN Peter

DEN Played		
PR	NED	2-3
PR	ESP	13 AUG
PR	ITA	14 AUG

Legend:

CR5-8 Consolation Round 5-8

No. Shirt Number

SL Sprints Lost

G Goals

PG Penalty Goals

SW Sprints Won

GC Green Cards

PR Preliminary Round

YC Yellow Cards

GP Games Played

RC Red Cards



Results

Game No.: 8

ESP 3 vs 3 DEN

1st Period: 1 - 1

2nd Period: 2 - 2

Referees: KONG Evan (SGP) / BRACKEZ Virginie (FRA)

ESP - Spain

No	Name	G / S	%	PS	%	AS	S	Punishments			TP
								GC	YC	RC	
1	MARTINEZ Sonia										17:15
4	AROSA Ines	0/2	0								13:04
5	CALVENTE Sara	0/3	0								8:43
6	CALVENTE Raquel	1/4	25								18:23
7	CANAS Nuria	1/2	50								10:48
8	NIETO Lore	0/3	0								12:04
9	CARMONA Bea	1/2	50				3				20:00
	Coach: PEREZ Edu										
	Total	3/16	19				3				

Running Score

ESP - DEN

1st Period

CARMONA B. 1 : 0
1 : 1 WEINREICH C.

2nd Period

CANAS N. 2 : 1
2 : 2 ROBRA L.
2 : 3 ROBRA L.
CALVENTE R. 3 : 3

DEN - Denmark

No	Name	G / S	%	PS	%	AS	S	Punishments			TP
								GC	YC	RC	
2	BRAENDHOLT Freia										4:52
3	WEINREICH Cecilie	1/4	25								20:00
4	ANDERSEN Sofia										13:20
5	ANDERSEN Sara	0/1	0			1					18:31
7	JOERGENSEN Emilie										3:00
8	ROBRA Lara	2/2	100				1				18:30
9	THORSLUND Anna	0/2	0								14:44
10	ROSLIND Michelle										7:03
	Coach: OLESEN Peter										
	Total	3/9	33			1	1				

Team Statistics	CS	%	BS	%	PS	%	FB	%	C	SW
Spain	2/15	13					1/1	100	5	0
Denmark	2/8	25					1/1	100	2	2

Legend:											
%	Efficiency	AS	Assists	BS	Background Shots	C	Corner	CS	Close Shots	FB	Fastbreaks
G/S	Goals/Shots	GC	Green Card	PS	Penalty Shots	RC	Red Card	S	Saves	SW	Sprints Won
TP	Time Played	YC	Yellow Card								



Start List

Game No.: 11

ITA vs DEN

Referees: KONG Evan (SGP) / FEAR-ROSS Andi (NZL)

ITA - Italy

No.	Name	Date of Birth	Competition Statistics							
			GP	G	PG	GC	YC	RC	SW	SL
1	DAMONTE Giorgia	20 MAR 2008	2							
2	MAZZANTI Veronica	28 DEC 2000	2			1				
3	TREVISAN Chiara	15 FEB 1998	2	1						
4	LAGO Maddalena	13 SEP 1997	2	1						
6	CATANIA Roberta Elsa	12 JAN 1989	2						1	1
7	FANNI Claudia	29 APR 2005	2							
8	COGONI Silvia	3 OCT 1991	2						1	1
10	LANDOLINA Flavia	31 AUG 1995	2							
Coach: CIANCIO Francesca										

ITA Played		
PR	ESP	2-1
PR	NED	0-3
PR	DEN	14 AUG

DEN - Denmark

No.	Name	Date of Birth	Competition Statistics							
			GP	G	PG	GC	YC	RC	SW	SL
2	BRAENDHOLT Freia	8 AUG 2003	2							
3	WEINREICH Cecilie	9 JUL 1994	2	1					3	
4	ANDERSEN Sofia	20 MAR 2004	2							
5	ANDERSEN Sara	14 OCT 1999	2						1	
7	JOERGENSEN Emilie	26 JAN 2000	2	1						
8	ROBRA Lara	7 JUL 1998	2	2						
9	THORSLUND Anna	30 JUL 2002	2	1						
10	ROSLIND Michelle	17 JUN 1987	2							
Coach: OLESEN Peter										

DEN Played		
PR	NED	2-3
PR	ESP	3-3
PR	ITA	14 AUG

Legend:

CR5-8 Consolation Round 5-8

No. Shirt Number

SL Sprints Lost

G Goals

PG Penalty Goals

SW Sprints Won

GC Green Cards

PR Preliminary Round

YC Yellow Cards

GP Games Played

RC Red Cards



Results

Game No.: 11

ITA 2 vs 2 DEN

1st Period: 1 - 0

2nd Period: 1 - 2

Referees: KONG Evan (SGP) / FEAR-ROSS Andi (NZL)

ITA - Italy

No	Name	G / S	%	PS	%	AS	S	Punishments			TP
								GC	YC	RC	
1	DAMONTE Giorgia							1			7:20
2	MAZZANTI Veronica										11:04
3	TREVISAN Chiara	0/1	0			1					12:35
4	LAGO Maddalena	0/3	0				4				18:43
6	CATANIA Roberta Elsa	2/5	40								20:00
7	FANNI Claudia										4:14
8	COGONI Silvia	0/1	0					1			13:22
10	LANDOLINA Flavia	0/1	0								12:42
Coach: CIANCIO Francesca											
Total		2/11	18			1	4	2			

Running Score

ITA - DEN

1st Period

CATANIA R. 1 : 0

2nd Period

1 : 1 THORSLUND A.

1 : 2 THORSLUND A.

CATANIA R. 2 : 2

DEN - Denmark

No	Name	G / S	%	PS	%	AS	S	Punishments			TP
								GC	YC	RC	
2	BRAENDHOLT Freia										2:09
3	WEINREICH Cecilie	0/3	0	0/1	0						20:00
4	ANDERSEN Sofia										16:42
5	ANDERSEN Sara	0/3	0								20:00
7	JOERGENSEN Emilie	0/1	0								5:39
8	ROBRA Lara	0/2	0				2				16:33
9	THORSLUND Anna	2/4	50								13:12
10	ROSLIND Michelle										5:45
Coach: OLESEN Peter											
Total		2/13	15	0/1	0		2				

Team Statistics	CS	%	BS	%	PS	%	FB	%	C	SW
Italy	2/10	20	0/1	0					4	1
Denmark	2/12	17			0/1	0			5	1

Legend:											
%	Efficiency	AS	Assists	BS	Background Shots	C	Corner	CS	Close Shots	FB	Fastbreaks
G/S	Goals/Shots	GC	Green Card	PS	Penalty Shots	RC	Red Card	S	Saves	SW	Sprints Won
TP	Time Played	YC	Yellow Card								



Start List

Game No.: 12

NED vs ESP

Referees: BRACKEZ Virginie (FRA) / WATTS Steve (GBR)

NED - Netherlands

No.	Name	Date of Birth	Competition Statistics							
			GP	G	PG	GC	YC	RC	SW	SL
1	DIJKSTRA Selina	8 APR 2000	3						1	2
2	HUIZINGA Wendy	27 DEC 2005	3							
3	BREEDT BRUIJN Thura	3 NOV 2002	3							1
4	VAN DUIJN Lizzy	4 OCT 2001	3							
5	VAN AS Linda	11 AUG 1997	3	6	1				1	1
6	VAN HOFSLÖT Marieke	9 JUL 1999	3							
7	VAN DEN BERG Alisha	10 MAR 2002	3	4						
8	VAN DER MAAS Astrid	1 JAN 1996	3	1						
Coach: VAN DER ZWAN Sytse										

NED Played		
PR	DEN	3-2
PR	ITA	3-0
PR	ESP	5-5

ESP - Spain

No.	Name	Date of Birth	Competition Statistics							
			GP	G	PG	GC	YC	RC	SW	SL
1	MARTINEZ Sonia	7 JUL 1976	3	1						
4	AROSA Ines	15 JUL 2007	3						2	1
5	CALVENTE Sara	9 SEP 2003	3							
6	CALVENTE Raquel	9 NOV 2007	3	2						
7	CANAS Nuria	30 APR 1987	3	3						
8	NIETO Lore	22 DEC 2000	3	1						3
9	CARMONA Bea	9 NOV 1997	3	2						
Coach: PEREZ Edu										

ESP Played		
PR	ITA	1-2
PR	DEN	3-3
PR	NED	5-5

Legend:

CR5-8 Consolation Round 5-8

No. Shirt Number

SL Sprints Lost

G Goals

PG Penalty Goals

SW Sprints Won

GC Green Cards

PR Preliminary Round

YC Yellow Cards

GP Games Played

RC Red Cards



Results

Game No.: 12

NED 5 vs 5 ESP

1st Period: 3 - 4

2nd Period: 2 - 1

Referees: BRACKEZ Virginie (FRA) / WATTS Steve (GBR)

NED - Netherlands

No	Name	G / S	%	PS	%	AS	S	Punishments			TP
								GC	YC	RC	
1	DIJKSTRA Selina										14:50
2	HUIZINGA Wendy										13:43
3	BREEDT BRUIJN Thura	0/1	0								10:06
4	VAN DUIJN Lizzy	0/3	0								5:10
5	VAN AS Linda	2/2	100								16:11
6	VAN HOFSLÖT Marieke						7				12:44
7	VAN DEN BERG Alisha	2/4	50			1					19:37
8	VAN DER MAAS Astrid	1/1	100								7:39
Coach: VAN DER ZWAN Sytse											
Total		5/11	45			1	7				

Running Score

NED - ESP

1st Period

0	:	1	CANAS N.
VAN DEN BERG A.	:	1	
1	:	2	MARTINEZ S.
VAN AS L.	:	2	
2	:	3	NIETO L.
VAN DER MAAS A.	:	3	
3	:	4	CALVENTE R.

2nd Period

VAN DEN BERG A.	:	4	
VAN AS L.	:	5	
5	:	5	CANAS N.

ESP - Spain

No	Name	G / S	%	PS	%	AS	S	Punishments			TP
								GC	YC	RC	
1	MARTINEZ Sonia	1/2	50								15:39
4	AROSA Ines	0/1	0								14:16
5	CALVENTE Sara										7:29
6	CALVENTE Raquel	1/1	100								14:30
7	CANAS Nuria	2/6	33								18:13
8	NIETO Lore	1/4	25								9:53
9	CARMONA Bea	0/1	0				4				20:00
Coach: PEREZ Edu											
Total		5/15	33				4				

Team Statistics	CS	%	BS	%	PS	%	FB	%	C	SW
Netherlands	5/11	45							4	1
Spain	4/13	31	0/1	0			1/1	100	4	1

Legend:											
%	Efficiency	AS	Assists	BS	Background Shots	C	Corner	CS	Close Shots	FB	Fastbreaks
G/S	Goals/Shots	GC	Green Card	PS	Penalty Shots	RC	Red Card	S	Saves	SW	Sprints Won
TP	Time Played	YC	Yellow Card								



Start List

Game No.: 1

NZL vs GER

Referees: BUGAJ Marta (POL) / PELLI Maurizio (ITA)

NZL - New Zealand

No.	Name	Date of Birth	Competition Statistics							
			GP	G	PG	GC	YC	RC	SW	SL
1	HALES Casey	9 JUN 2000								
2	AUSTIN Hayley	21 OCT 2004								
3	AZEVEDO-LEADER Jessica	3 DEC 2001								
4	WHEELER Georgia	16 NOV 1999								
5	DUGDALE Tania	14 JUN 1986								
6	WHITE Ava	8 NOV 2001								
7	SHEPHERD Alyssa	21 JUL 2003								
8	MALCOLM Emma	7 OCT 2001								
Coach: MCFADZEAN Andrew										

NZL Played		
PR	GER	13 AUG
PR	IRI	13 AUG
PR	CHN	14 AUG

GER - Germany

No.	Name	Date of Birth	Competition Statistics							
			GP	G	PG	GC	YC	RC	SW	SL
1	RUTZEN Jill Lara	1 DEC 2000								
3	OZBAY Esra	26 FEB 1997								
4	KUNZ Hannah Elisa	7 MAR 2002								
5	SCHAEFER Svenja	6 APR 1995								
6	SCHMALENBACH Nele	24 JUL 2003								
7	WAGNER Leonie	2 MAY 1997								
9	HACHENBURG Nina	12 APR 2004								
10	GRUNEWALD Katharin	2 OCT 2003								
Coach: GUNTHER Mirko										

GER Played		
PR	NZL	13 AUG
PR	CHN	13 AUG
PR	IRI	14 AUG

Legend:

CR5-8 Consolation Round 5-8

No. Shirt Number

SL Sprints Lost

G Goals

PG Penalty Goals

SW Sprints Won

GC Green Cards

PR Preliminary Round

YC Yellow Cards

GP Games Played

RC Red Cards



Results

Game No.: 1

NZL 1 vs 4 GER

1st Period: 0 - 2

2nd Period: 1 - 2

Referees: BUGAJ Marta (POL) / PELLI Maurizio (ITA)

NZL - New Zealand

No	Name	G / S	%	PS	%	AS	S	Punishments			TP
								GC	YC	RC	
1	HALES Casey	0/2	0								10:03
2	AUSTIN Hayley	0/2	0								2:27
3	AZEVEDO-LEADER Jessica										12:41
4	WHEELER Georgia	0/2	0								11:07
5	DUGDALE Tania	0/1	0								20:00
6	WHITE Ava						1				
7	SHEPHERD Alyssa	1/4	25								14:22
8	MALCOLM Emma	0/1	0				4				17:33
Coach: MCFADZEAN Andrew											
Total		1/12	8				5				

Running Score

NZL - GER

1st Period

0 : 1 WAGNER L.

0 : 2 SCHMALENBACH N.

2nd Period

SHEPHERD A. 1 : 2

1 : 3 WAGNER L.

1 : 4 OZBAY E.

GER - Germany

No	Name	G / S	%	PS	%	AS	S	Punishments			TP
								GC	YC	RC	
1	RUTZEN Jill Lara	0/3	0				4				16:45
3	OZBAY Esra	1/2	50								9:06
4	KUNZ Hannah Elisa										11:02
5	SCHAEFER Svenja					1					14:29
6	SCHMALENBACH Nele	1/3	33			1					15:26
7	WAGNER Leonie	2/5	40								13:51
9	HACHENBURG Nina	0/2	0								9:15
10	GRUNEWALD Katharin	0/1	0								10:06
Coach: GUNTHER Mirko											
Total		4/16	25			2	4				

Team Statistics	CS	%	BS	%	PS	%	FB	%	C	SW
New Zealand	1/11	9	0/1	0					3	0
Germany	3/15	20					1/1	100	6	2

Legend:

%	Efficiency	AS	Assists	BS	Background Shots	C	Corner	CS	Close Shots	FB	Fastbreaks
G/S	Goals/Shots	GC	Green Card	PS	Penalty Shots	RC	Red Card	S	Saves	SW	Sprints Won
TP	Time Played	YC	Yellow Card								



Start List

Game No.: 2

IRI vs CHN

Referees: SONDBERG Asger (DEN) / FERNANDEZ CANALEJAS Ivan (ESP)

IRI - Islamic Republic of Iran

No.	Name	Date of Birth	Competition Statistics							
			GP	G	PG	GC	YC	RC	SW	SL
1	POUR ABDIAN Elaheh	30 JAN 1991								
2	MEHTARPOUR Anahita	3 FEB 2002								
3	BOROUN Melika	9 JAN 1998								
4	LAKZAIE Shiva	28 FEB 2003								
5	SHABANI Mahdieh	15 DEC 1997								
6	ESLAMI Atousa	31 JAN 2004								
8	JALILIAN Fatemeh	1 OCT 1995								
9	PIRNAJMEDDIN Setayesh	22 SEP 1997								
Coach: HOJATI Nima										

IRI Played		
PR	CHN	13 AUG
PR	NZL	13 AUG
PR	GER	14 AUG

CHN - People's Republic of China

No.	Name	Date of Birth	Competition Statistics							
			GP	G	PG	GC	YC	RC	SW	SL
1	HOU Huizhen	28 JUL 1993								
3	SHEN Hui	30 JUL 2001								
4	DU Xinke	29 JUL 2007								
5	CHAO Yujia	29 AUG 2007								
6	JIANG Yixuan	30 OCT 2005								
7	LI Yijie	18 JUL 2008								
10	TIAN Jiayi	21 DEC 2007								
Coach: XU Haiwei										

CHN Played		
PR	IRI	13 AUG
PR	GER	13 AUG
PR	NZL	14 AUG

Legend:

CR5-8 Consolation Round 5-8

No. Shirt Number

SL Sprints Lost

G Goals

PG Penalty Goals

SW Sprints Won

GC Green Cards

PR Preliminary Round

YC Yellow Cards

GP Games Played

RC Red Cards



Results

Game No.: 2

IRI 15 vs 1 CHN

1st Period: 7 - 1
2nd Period: 8 - 0

Referees: SONDBERG Asger (DEN) / FERNANDEZ CANALEJAS Ivan (ESP)

IRI - Islamic Republic of Iran

No	Name	G / S	%	PS	%	AS	S	Punishments			TP
								GC	YC	RC	
1	POUR ABDIAN Elaheh	2/3	67			2	3				17:29
2	MEHTARPOUR Anahita	2/2	100			1					6:30
3	BOROUN Melika	3/4	75			3					13:30
4	LAKZAIIE Shiva	2/4	50			2	1				15:27
5	SHABANI Mahdieh										9:25
6	ESLAMI Atousa	1/2	50								11:15
8	JALILIAN Fatemeh	4/6	67			1					13:45
9	PIRNAJMEDDIN Setayesh	1/2	50								12:39
Coach: HOJATI Nima											
Total		15/23	65			9	4				

Running Score

IRI - CHN

1st Period

BOROUN M.	1	:	0
JALILIAN F.	2	:	1
MEHTARPOUR A.	3	:	1
JALILIAN F.	4	:	1
BOROUN M.	5	:	1
LAKZAIIE S.	6	:	1
PIRNAJMEDDIN S.	7	:	1

2nd Period

ESLAMI A.	8	:	1
POUR ABDIAN E.	9	:	1
LAKZAIIE S.	10	:	1
JALILIAN F.	11	:	1
MEHTARPOUR A.	12	:	1
JALILIAN F.	13	:	1
BOROUN M.	14	:	1
POUR ABDIAN E.	15	:	1

CHN - People's Republic of China

No	Name	G / S	%	PS	%	AS	S	Punishments			TP
								GC	YC	RC	
1	HOU Huizhen										4:11
3	SHEN Hui										16:51
4	DU Xinke	0/2	0				2				20:00
5	CHAO Yujia	1/1	100				1				20:00
6	JIANG Yixuan	0/4	0								20:00
7	LI Yijie										11:57
10	TIAN Jiayi										7:01
Coach: XU Haiwei											
Total		1/7	14				3				

Team Statistics	CS	%	BS	%	PS	%	FB	%	C	SW
Islamic Republic of Iran	12/18	67	0/2	0			3/3	100	2	2
People's Republic of China	1/5	20	0/2	0					1	0

Legend:

%	Efficiency	AS	Assists	BS	Background Shots	C	Corner	CS	Close Shots	FB	Fastbreaks
G/S	Goals/Shots	GC	Green Card	PS	Penalty Shots	RC	Red Card	S	Saves	SW	Sprints Won
TP	Time Played	YC	Yellow Card								



WED 13 AUG 2025
Start Time: 18:00

Start List

Game No.: 5

NZL vs IRI

Referees: SONDBERG Asger (DEN) / FERNANDEZ CANALEJAS Ivan (ESP)

NZL - New Zealand

No.	Name	Date of Birth	Competition Statistics							
			GP	G	PG	GC	YC	RC	SW	SL
1	HALES Casey	9 JUN 2000	1							1
2	AUSTIN Hayley	21 OCT 2004	1							
3	AZEVEDO-LEADER Jessica	3 DEC 2001	1							
4	WHEELER Georgia	16 NOV 1999	1							1
5	DUGDALE Tania	14 JUN 1986	1							
6	WHITE Ava	8 NOV 2001	1							
7	SHEPHERD Alyssa	21 JUL 2003	1	1						
8	MALCOLM Emma	7 OCT 2001	1							
Coach: MCFADZEAN Andrew										

NZL Played		
PR	GER	1-4
PR	IRI	13 AUG
PR	CHN	14 AUG

IRI - Islamic Republic of Iran

No.	Name	Date of Birth	Competition Statistics							
			GP	G	PG	GC	YC	RC	SW	SL
1	POUR ABDIAN Elaheh	30 JAN 1991	1	2						
2	MEHTARPOUR Anahita	3 FEB 2002	1	2						
3	BOROUN Melika	9 JAN 1998	1	3						
4	LAKZAIE Shiva	28 FEB 2003	1	2						
5	SHABANI Mahdiah	15 DEC 1997	1							
6	ESLAMI Atousa	31 JAN 2004	1	1						
8	JALILIAN Fatemeh	1 OCT 1995	1	4						
9	PIRNAJMEDDIN Setayesh	22 SEP 1997	1	1					2	
Coach: HOJATI Nima										

IRI Played		
PR	CHN	15-1
PR	NZL	13 AUG
PR	GER	14 AUG

Legend:

CR5-8 Consolation Round 5-8

No. Shirt Number

SL Sprints Lost

G Goals

PG Penalty Goals

SW Sprints Won

GC Green Cards

PR Preliminary Round

YC Yellow Cards

GP Games Played

RC Red Cards



Results

Game No.: 5

NZL 3 vs 2 IRI

1st Period: 2 - 1

2nd Period: 1 - 1

Referees: SONDBERG Asger (DEN) / FERNANDEZ CANALEJAS Ivan (ESP)

NZL - New Zealand

No	Name	G / S	%	PS	%	AS	S	Punishments			TP
								GC	YC	RC	
1	HALES Casey	1/3	33								10:29
2	AUSTIN Hayley	1/3	33								3:55
3	AZEVEDO-LEADER Jessica	0/2	0								8:20
4	WHEELER Georgia	1/4	25								9:31
5	DUGDALE Tania	0/1	0			1					18:18
6	WHITE Ava	0/7	0								20:00
7	SHEPHERD Alyssa	0/2	0								11:40
8	MALCOLM Emma	0/4	0			1	2				17:47
Coach: MCFADZEAN Andrew											
Total		3/26	12			2	2				

Running Score

NZL - IRI

1st Period

HALES C. 1 : 0

1 : 1 JALILIAN F.

AUSTIN H. 2 : 1

2nd Period

2 : 2 JALILIAN F.

WHEELER G. 3 : 2

IRI - Islamic Republic of Iran

No	Name	G / S	%	PS	%	AS	S	Punishments			TP
								GC	YC	RC	
1	POUR ABDIAN Elaheh	0/3	0				7				20:00
2	MEHTARPOUR Anahita										
3	BOROUN Melika	0/1	0								19:31
4	LAKZAIE Shiva										7:21
5	SHABANI Mahdieh										0:32
6	ESLAMI Atousa					2	1				20:00
8	JALILIAN Fatemeh	2/2	100								19:28
9	PIRNAJMEDDIN Setayesh										13:08
Coach: HOJATI Nima											
Total		2/6	33			2	8				

Team Statistics	CS	%	BS	%	PS	%	FB	%	C	SW
New Zealand	3/23	13	0/3	0					10	1
Islamic Republic of Iran	2/4	50	0/2	0					0	1

Legend:

%	Efficiency	AS	Assists	BS	Background Shots	C	Corner	CS	Close Shots	FB	Fastbreaks
G/S	Goals/Shots	GC	Green Card	PS	Penalty Shots	RC	Red Card	S	Saves	SW	Sprints Won
TP	Time Played	YC	Yellow Card								



Start List

Game No.: 6

GER vs CHN

Referees: PELLI Maurizio (ITA) / BUGAJ Marta (POL)

GER - Germany

No.	Name	Date of Birth	Competition Statistics							
			GP	G	PG	GC	YC	RC	SW	SL
1	RUTZEN Jill Lara	1 DEC 2000	1							
3	OZBAY Esra	26 FEB 1997	1	1						
4	KUNZ Hannah Elisa	7 MAR 2002	1						1	
5	SCHAEFER Svenja	6 APR 1995	1							
6	SCHMALENBACH Nele	24 JUL 2003	1	1						
7	WAGNER Leonie	2 MAY 1997	1	2					1	
9	HACHENBURG Nina	12 APR 2004	1							
10	GRUNEWALD Katharin	2 OCT 2003	1							
Coach: GUNTHER Mirko										

GER Played		
PR	NZL	4-1
PR	CHN	13 AUG
PR	IRI	14 AUG

CHN - People's Republic of China

No.	Name	Date of Birth	Competition Statistics							
			GP	G	PG	GC	YC	RC	SW	SL
1	HOU Huizhen	28 JUL 1993	1							
3	SHEN Hui	30 JUL 2001	1							
4	DU Xinke	29 JUL 2007	1							
5	CHAO Yujia	29 AUG 2007	1	1						2
6	JIANG Yixuan	30 OCT 2005	1							
7	LI Yijie	18 JUL 2008	1							
10	TIAN Jiayi	21 DEC 2007	1							
Coach: XU Haiwei										

CHN Played		
PR	IRI	1-15
PR	GER	13 AUG
PR	NZL	14 AUG

Legend:

CR5-8 Consolation Round 5-8

No. Shirt Number

SL Sprints Lost

G Goals

PG Penalty Goals

SW Sprints Won

GC Green Cards

PR Preliminary Round

YC Yellow Cards

GP Games Played

RC Red Cards



WED 13 AUG 2025
Start Time: 18:40

Preliminary Round - Group A

Results

Game No.: 6

GER 23 vs 0 CHN

1st Period: 12 - 0

2nd Period: 11 - 0

Referees: PELLI Maurizio (ITA) / BUGAJ Marta (POL)

GER - Germany

No	Name	G / S	%	PS	%	AS	S	Punishments			TP
								GC	YC	RC	
1	RUTZEN Jill Lara	2/4	50				6				18:54
3	OZBAY Esra	2/3	67			1					11:34
4	KUNZ Hannah Elisa	2/3	67			3					12:56
5	SCHAEPER Svenja	6/6	100								8:17
6	SCHMALENBACH Nele	3/4	75			2					12:19
7	WAGNER Leonie	1/1	100			2					11:46
9	HACHENBURG Nina	1/4	25			5					12:37
10	GRUNEWALD Katharin	6/8	75			4					11:37
Coach: GUNTHER Mirko											
Total		23/33	70			17	6				

Running Score

GER - CHN

1st Period

SCHAEPER S.	1	:	0
GRUNEWALD K.	2	:	0
RUTZEN J.	3	:	0
RUTZEN J.	4	:	0
WAGNER L.	5	:	0
GRUNEWALD K.	6	:	0
GRUNEWALD K.	7	:	0
HACHENBURG N.	8	:	0
GRUNEWALD K.	9	:	0
SCHAEPER S.	10	:	0
SCHAEPER S.	11	:	0
GRUNEWALD K.	12	:	0

2nd Period

OZBAY E.	13	:	0
KUNZ H.	14	:	0
SCHMALENBACH N.	15	:	0
SCHMALENBACH N.	16	:	0
GRUNEWALD K.	17	:	0
SCHAEPER S.	18	:	0
OZBAY E.	19	:	0
KUNZ H.	20	:	0
SCHMALENBACH N.	21	:	0
SCHAEPER S.	22	:	0
SCHAEPER S.	23	:	0

CHN - People's Republic of China

No	Name	G / S	%	PS	%	AS	S	Punishments			TP
								GC	YC	RC	
1	HOU Huizhen										3:40
3	SHEN Hui										13:08
4	DU Xinke	0/5	0				2				20:00
5	CHAO Yujia	0/1	0				1				20:00
6	JIANG Yixuan	0/3	0								20:00
7	LI Yijie										15:10
10	TIAN Jiayi										8:02
Coach: XU Haiwei											
Total		0/9	0				3				

Team Statistics	CS	%	BS	%	PS	%	FB	%	C	SW
Germany	13/22	59					10/11	91	4	2
People's Republic of China	0/9	0							0	0

Legend:											
%	Efficiency	AS	Assists	BS	Background Shots	C	Corner	CS	Close Shots	FB	Fastbreaks
G/S	Goals/Shots	GC	Green Card	PS	Penalty Shots	RC	Red Card	S	Saves	SW	Sprints Won
TP	Time Played	YC	Yellow Card								



Start List

Game No.: 9

NZL vs CHN

Referees: FERNANDEZ CANALEJAS Ivan (ESP) / PELLI Maurizio (ITA)

NZL - New Zealand

No.	Name	Date of Birth	Competition Statistics							
			GP	G	PG	GC	YC	RC	SW	SL
1	HALES Casey	9 JUN 2000	2	1					1	1
2	AUSTIN Hayley	21 OCT 2004	2	1						
3	AZEVEDO-LEADER Jessica	3 DEC 2001	2							
4	WHEELER Georgia	16 NOV 1999	2	1						2
5	DUGDALE Tania	14 JUN 1986	2							
6	WHITE Ava	8 NOV 2001	2							
7	SHEPHERD Alyssa	21 JUL 2003	2	1						
8	MALCOLM Emma	7 OCT 2001	2							
Coach: MCFADZEAN Andrew										

NZL Played		
PR	GER	1-4
PR	IRI	3-2
PR	CHN	14 AUG

CHN - People's Republic of China

No.	Name	Date of Birth	Competition Statistics							
			GP	G	PG	GC	YC	RC	SW	SL
1	HOU Huizhen	28 JUL 1993	2							
3	SHEN Hui	30 JUL 2001	2							
4	DU Xinke	29 JUL 2007	2							
5	CHAO Yujia	29 AUG 2007	2	1						4
6	JIANG Yixuan	30 OCT 2005	2							
7	LI Yijie	18 JUL 2008	2							
10	TIAN Jiayi	21 DEC 2007	2							
Coach: XU Haiwei										

CHN Played		
PR	IRI	1-15
PR	GER	0-23
PR	NZL	14 AUG

Legend:

CR5-8 Consolation Round 5-8

No. Shirt Number

SL Sprints Lost

G Goals

PG Penalty Goals

SW Sprints Won

GC Green Cards

PR Preliminary Round

YC Yellow Cards

GP Games Played

RC Red Cards



Results

Game No.: 9

NZL 24 vs 0 CHN

1st Period: 12 - 0

2nd Period: 12 - 0

Referees: FERNANDEZ CANALEJAS Ivan (ESP) / PELLI Maurizio (ITA)

NZL - New Zealand

No	Name	G / S	%	PS	%	AS	S	Punishments			TP
								GC	YC	RC	
1	HALES Casey	2/2	100			5		1			13:26
2	AUSTIN Hayley	6/7	86			2					12:58
3	AZEVEDO-LEADER Jessica	3/6	50			1					13:32
4	WHEELER Georgia	3/4	75			3					13:18
5	DUGDALE Tania	1/1	100			1	1				11:51
6	WHITE Ava	3/3	100			1					12:01
7	SHEPHERD Alyssa	2/5	40			2					11:01
8	MALCOLM Emma	4/6	67			2	1				11:53
Coach: MCFADZEAN Andrew											
Total		24/34	71			17	2	1			

Running Score

NZL - CHN

1st Period

MALCOLM E.	1	:	0
AUSTIN H.	2	:	0
AZEVEDO-LEADER J.	3	:	0
WHEELER G.	4	:	0
HALES C.	5	:	0
SHEPHERD A.	6	:	0
WHEELER G.	7	:	0
WHITE A.	8	:	0
HALES C.	9	:	0
AZEVEDO-LEADER J.	10	:	0
WHITE A.	11	:	0
WHITE A.	12	:	0

2nd Period

AUSTIN H.	13	:	0
AUSTIN H.	14	:	0
MALCOLM E.	15	:	0
AUSTIN H.	16	:	0
AUSTIN H.	17	:	0
DUGDALE T.	18	:	0
MALCOLM E.	19	:	0
MALCOLM E.	20	:	0
AZEVEDO-LEADER J.	21	:	0
SHEPHERD A.	22	:	0
WHEELER G.	23	:	0
AUSTIN H.	24	:	0

CHN - People's Republic of China

No	Name	G / S	%	PS	%	AS	S	Punishments			TP
								GC	YC	RC	
1	HOU Huizhen										4:03
3	SHEN Hui										13:55
4	DU Xinke	0/1	0				3		1		19:23
5	CHAO Yujia	0/2	0				3				20:00
6	JIANG Yixuan	0/1	0								20:00
7	LI Yijie	0/1	0								17:33
10	TIAN Jiayi										5:06
Coach: XU Haiwei											
Total		0/5	0				6		1		

Team Statistics	CS	%	BS	%	PS	%	FB	%	C	SW
New Zealand	14/24	58	1/1	100			9/9	100	5	2
People's Republic of China	0/4	0	0/1	0					1	0

Legend:

%	Efficiency	AS	Assists	BS	Background Shots	C	Corner	CS	Close Shots	FB	Fastbreaks
G/S	Goals/Shots	GC	Green Card	PS	Penalty Shots	RC	Red Card	S	Saves	SW	Sprints Won
TP	Time Played	YC	Yellow Card								



THU 14 AUG 2025
Start Time: 14:20

Start List

Game No.: 10

IRI vs GER

Referees: BUGAJ Marta (POL) / SONDBERG Asger (DEN)

IRI - Islamic Republic of Iran

No.	Name	Date of Birth	Competition Statistics							
			GP	G	PG	GC	YC	RC	SW	SL
1	POUR ABDIAN Elaheh	30 JAN 1991	2	2						
2	MEHTARPOUR Anahita	3 FEB 2002	2	2						
3	BOROUN Melika	9 JAN 1998	2	3						
4	LAKZAIE Shiva	28 FEB 2003	2	2						
5	SHABANI Mahdiah	15 DEC 1997	2							
6	ESLAMI Atousa	31 JAN 2004	2	1						
8	JALILIAN Fatemeh	1 OCT 1995	2	6						
9	PIRNAJMEDDIN Setayesh	22 SEP 1997	2	1					3	1
Coach: HOJATI Nima										

IRI Played		
PR	CHN	15-1
PR	NZL	2-3
PR	GER	14 AUG

GER - Germany

No.	Name	Date of Birth	Competition Statistics							
			GP	G	PG	GC	YC	RC	SW	SL
1	RUTZEN Jill Lara	1 DEC 2000	2	2						
3	OZBAY Esra	26 FEB 1997	2	3						
4	KUNZ Hannah Elisa	7 MAR 2002	2	2					1	
5	SCHAEFER Svenja	6 APR 1995	2	6						
6	SCHMALENBACH Nele	24 JUL 2003	2	4						
7	WAGNER Leonie	2 MAY 1997	2	3					1	
9	HACHENBURG Nina	12 APR 2004	2	1					1	
10	GRUNEWALD Katharin	2 OCT 2003	2	6					1	
Coach: GUNTHER Mirko										

GER Played		
PR	NZL	4-1
PR	CHN	23-0
PR	IRI	14 AUG

Legend:

CR5-8 Consolation Round 5-8

No. Shirt Number

SL Sprints Lost

G Goals

PG Penalty Goals

SW Sprints Won

GC Green Cards

PR Preliminary Round

YC Yellow Cards

GP Games Played

RC Red Cards



Results

Game No.: 10

IRI 3 vs 7 GER

1st Period: 0 - 3

2nd Period: 3 - 4

Referees: BUGAJ Marta (POL) / SONDBERG Asger (DEN)

IRI - Islamic Republic of Iran

No	Name	G / S	%	PS	%	AS	S	Punishments			TP
								GC	YC	RC	
1	POUR ABDIAN Elaheh	0/3	0			1	2	1			20:00
2	MEHTARPOUR Anahita										
3	BOROUN Melika	2/4	50			1					13:45
4	LAKZAIE Shiva										15:59
5	SHABANI Mahdieh										
6	ESLAMI Atousa	1/9	11								20:00
8	JALILIAN Fatemeh	0/3	0			1	2				20:00
9	PIRNAJMEDDIN Setayesh	0/1	0								10:16
Coach: HOJATI Nima											
Total		3/20	15			3	4	1			

Running Score

IRI - GER

1st Period

0	:	1	WAGNER L.
0	:	2	RUTZEN J.
0	:	3	GRUNEWALD K.

2nd Period

BOROUN M.	1	:	3	
	1	:	4	SCHAEPER S.
BOROUN M.	2	:	4	
	2	:	5	OZBAY E.
	2	:	6	OZBAY E.
ESLAMI A.	3	:	6	
	3	:	7	SCHMALENBACH N.

GER - Germany

No	Name	G / S	%	PS	%	AS	S	Punishments			TP
								GC	YC	RC	
1	RUTZEN Jill Lara	1/2	50	1/1	100	1	7				14:35
3	OZBAY Esra	2/4	50			1					8:54
4	KUNZ Hannah Elisa	0/1	0			2					10:45
5	SCHAEPER Svenja	1/1	100								14:01
6	SCHMALENBACH Nele	1/5	20								13:57
7	WAGNER Leonie	1/1	100								14:13
9	HACHENBURG Nina	0/2	0				2				11:38
10	GRUNEWALD Katharin	1/2	50			1					11:57
Coach: GUNTHER Mirko											
Total		7/18	39	1/1	100	5	9				

Team Statistics		CS	%	BS	%	PS	%	FB	%	C	SW
Islamic Republic of Iran		2/14	14	1/6	17					7	0
Germany		5/16	31			1/1	100	1/1	100	6	2

Legend:											
%	Efficiency	AS	Assists	BS	Background Shots	C	Corner	CS	Close Shots	FB	Fastbreaks
G/S	Goals/Shots	GC	Green Card	PS	Penalty Shots	RC	Red Card	S	Saves	SW	Sprints Won
TP	Time Played	YC	Yellow Card								



TWG
2025
CHENGDU




CHEERLEADING

RESULTS BOOK

TABLE OF CONTENTS




12	Cheerleading	1383
12.1	Table of Contents	1384
12.2	Competition Schedule	1387
12.3	Number of Entries by NOC	1388
12.4	Entry List by NOC	1389
12.5	Pom Doubles	1390
12.5.1	Results Summary	1391
12.5.2	Medallists	1392
12.5.3	Final	1393
12.5.3.1	Start List	1393
12.5.3.2	Judges Assignments	1394
12.5.3.3	Results	1395
12.5.4	Semi Finals	1396
12.5.4.1	Phase Results	1396
12.5.4.2	Round 1	1397
12.5.4.2.1	Start List	1397
12.5.4.2.2	Judges Assignments	1398
12.5.4.2.3	Results	1399
12.5.4.3	Round 2	1400
12.5.4.3.1	Start List	1400
12.5.4.3.2	Judges Assignments	1401
12.5.4.3.3	Results	1402



Competition Schedule

As of 14 AUG 2025


Date	Start Time	Event	Details
FRI 15 AUG	17:30	Pom Doubles	Semifinal - Round 1
SAT 16 AUG	12:15	Pom Doubles	Semifinal - Round 2
	17:45	Pom Doubles	Final



Number of Entries by NOC

As of 14 AUG 2025

NOC	Number of Gymnasts		
	Men	Women	Total
AUS - Australia		2	2
CHN - People's Republic of China	3	1	4
CRO - Croatia		2	2
ECU - Ecuador		2	2
FIN - Finland		2	2
GBR - Great Britain	1	1	2
JPN - Japan		2	2
MEX - Mexico		2	2
UKR - Ukraine		2	2
USA - United States of America		2	2
Total: 10	4	18	22



Entry List by NOC

As of 14 AUG 2025

NOC	Name	Gender	Event Code	Date of Birth
AUS - Australia				
	GROWDON Emily	F	PD	4 AUG 2004
	MYERSCOUGH Shayla	F	PD	26 MAY 2005
CHN - People's Republic of China				
	LI Jiaxin	F	PD	1 SEP 2005
	LIN Yihang	M	PD	1 OCT 2005
	MA Kewei	M	PD	29 APR 2000
	WANG Yazhou	M	PD	29 NOV 2002
CRO - Croatia				
	MILETIC Rita	F	PD	8 OCT 2007
	PALADIN Dorotea	F	PD	20 SEP 2005
ECU - Ecuador				
	GARCIA Jennifer	F	PD	11 MAR 2001
	VELEZ Fabiana	F	PD	15 APR 2006
FIN - Finland				
	KETTUNEN Caterina	F	PD	9 MAY 2006
	KETTUNEN Lotte	F	PD	26 JUN 2003
GBR - Great Britain				
	KANG Marv	M	PD	25 MAY 2007
	SWINNERTON Rosie	F	PD	15 OCT 2007
JPN - Japan				
	NISHIYAMA Anri	F	PD	25 JUN 2007
	TAJIMA Nagisa	F	PD	24 MAY 2008
MEX - Mexico				
	GONZALEZ Montse	F	PD	26 APR 2006
	REYES Maria	F	PD	19 DEC 2008
UKR - Ukraine				
	MALOSHENKO Anastasiia	F	PD	27 NOV 2003
	TYMOFIEIEVA Yelyzaveta	F	PD	19 OCT 2001
USA - United States of America				
	HOEFT Allison	F	PD	30 SEP 2008
	MARTIN Sydney	F	PD	12 SEP 2005

Legend:


F Female
M Male
PD Pom Doubles

Timing and Results provided by Tissot




CHEERLEADING

Pom Doubles




Results Summary

	Rank	Name	NOC Code	Score
Final				
	1	United States of America	USA	89.860
	2	Ecuador	ECU	87.290
	3	Australia	AUS	84.290
	4	Japan	JPN	84.210
	5	Ukraine	UKR	84.140
	6	People's Republic of China 1	CHN	82.930
	7	Mexico	MEX	81.710
	8	People's Republic of China 2	CHN	80.210
Semifinals				
	9	Croatia	CRO	79.990
	10	Finland	FIN	78.000
	11	Great Britain	GBR	77.130



Medallists


Medal	NOC	Names
GOLD	USA - United States of America	MARTIN Sydney HOEFT Allison
SILVER	ECU - Ecuador	GARCIA Jennifer VELEZ Fabiana
BRONZE	AUS - Australia	MYERSCOUGH Shayla GROWDON Emily



SAT 16 AUG 2025
Start Time 17:45

Start List

Start Order	NOC	NOC Code	Name
1	People's Republic of China 2	CHN	MA Kewei LIN Yihang
2	People's Republic of China 1	CHN	LI Jiaxin WANG Yazhou
3	Australia	AUS	MYERSCOUGH Shayla GROWDON Emily
4	Ukraine	UKR	MALOSHENKO Anastasiia TYMOFIEIEVA Yelyzaveta
5	Japan	JPN	NISHIYAMA Anri TAJIMA Nagisa
6	Mexico	MEX	REYES Maria GONZALEZ Montse
7	Ecuador	ECU	GARCIA Jennifer VELEZ Fabiana
8	United States of America	USA	MARTIN Sydney HOEFT Allison




Judges Assignments

Function	Name	NOC Code
E1	LI Li	CHN
E2	BYRNES Brit	AUS
E3	SCHONFELDER Anke	GER
E4	RIFINO Liz	USA
E5	GOKO Satoko	JPN
E6	ACHTE Anne	FIN
E7	PLATAS Ricardo	MEX


Legend:**Ex** Execution Judges (x=1-7)

Timing and Results provided by Tissot



Results

Rank	NOC	NOC Code	Score
1	United States of America	USA	89.860
2	Ecuador	ECU	87.290
3	Australia	AUS	84.290
4	Japan	JPN	84.210
5	Ukraine	UKR	84.140
6	People's Republic of China 1	CHN	82.930
7	Mexico	MEX	81.710
8	People's Republic of China 2	CHN	80.210




Phase Results

Rank	NOC	NOC Code	Exercise	Exercise Score	Rank	Score
1	United States of America	USA	SF Round 1	88.500	(1)	88.750 Q
			SF Round 2	88.930	(1)	
2	Ecuador	ECU	SF Round 1	84.290	(4)	85.610 Q
			SF Round 2	86.500	(2)	
3	Mexico	MEX	SF Round 1	85.360	(2)	85.360 Q
			SF Round 2	85.360	(3)	
4	Japan	JPN	SF Round 1	84.790	(3)	84.830 Q
			SF Round 2	84.860	(4)	
5	Ukraine	UKR	SF Round 1	83.210	(5)	83.300 Q
			SF Round 2	83.360	(5)	
6	Australia	AUS	SF Round 1	82.640	(6)	82.730 Q
			SF Round 2	82.790	(6)	
7	People's Republic of China 1	CHN	SF Round 1	81.930	(7)	81.670 Q
			SF Round 2	81.500	(7)	
8	People's Republic of China 2	CHN	SF Round 1	80.000	(8)	80.550 Q
			SF Round 2	80.930	(8)	
9	Croatia	CRO	SF Round 1	79.140	(9)	79.990
			SF Round 2	80.570	(9)	
10	Finland	FIN	SF Round 1	77.570	(10)	78.000
			SF Round 2	78.290	(10)	
11	Great Britain	GBR	SF Round 1	76.140	(11)	77.130
			SF Round 2	77.790	(11)	

Legend:


Q Qualified for Final

Timing and Results provided by Tissot



Start List

Start Order	NOC	NOC Code	Name
1	Finland	FIN	KETTUNEN Lotte KETTUNEN Caterina
2	Croatia	CRO	PALADIN Dorotea MILETIC Rita
3	Great Britain	GBR	KANG Marv SWINNERTON Rosie
4	Australia	AUS	MYERSCOUGH Shayla GROWDON Emily
5	Ecuador	ECU	GARCIA Jennifer VELEZ Fabiana
6	People's Republic of China 1	CHN	LI Jiaxin WANG Yazhou
7	People's Republic of China 2	CHN	MA Kewei LIN Yihang
8	United States of America	USA	MARTIN Sydney HOEFT Allison
9	Mexico	MEX	REYES Maria GONZALEZ Montse
10	Japan	JPN	NISHIYAMA Anri TAJIMA Nagisa
11	Ukraine	UKR	MALOSHENKO Anastasiia TYMOFIEIEVA Yelyzaveta




Judges Assignments

Function	Name	NOC Code
E1	LI Li	CHN
E2	BYRNES Brittany	AUS
E3	SCHONFELDER Anke	GER
E4	RIFINO Liz	USA
E5	GOKO Satoko	JPN
E6	ACHTE Anne	FIN
E7	PLATAS Ricardo	MEX


Legend:**Ex** Execution Judges (x=1-7)

Timing and Results provided by Tissot




Results

Rank	NOC	NOC Code	Score
1	United States of America	USA	88.500
2	Mexico	MEX	85.360
3	Japan	JPN	84.790
4	Ecuador	ECU	84.290
5	Ukraine	UKR	83.210
6	Australia	AUS	82.640
7	People's Republic of China 1	CHN	81.930
8	People's Republic of China 2	CHN	80.000
9	Croatia	CRO	79.140
10	Finland	FIN	77.570
11	Great Britain	GBR	76.140



Start List

Start Order	NOC	NOC Code	Name
1	Great Britain	GBR	KANG Marv SWINNERTON Rosie
2	Finland	FIN	KETTUNEN Lotte KETTUNEN Caterina
3	Croatia	CRO	PALADIN Dorotea MILETIC Rita
4	People's Republic of China 2	CHN	MA Kewei LIN Yihang
5	People's Republic of China 1	CHN	LI Jiaxin WANG Yazhou
6	Australia	AUS	MYERSCOUGH Shayla GROWDON Emily
7	Ukraine	UKR	MALOSHENKO Anastasiia TYMOFIEIEVA Yelyzaveta
8	Ecuador	ECU	GARCIA Jennifer VELEZ Fabiana
9	Japan	JPN	NISHIYAMA Anri TAJIMA Nagisa
10	Mexico	MEX	REYES Maria GONZALEZ Montse
11	United States of America	USA	MARTIN Sydney HOEFT Allison




Judges Assignments

Function	Name	NOC Code
E1	LI Li	CHN
E2	BYRNES Brit	AUS
E3	SCHONFELDER Anke	GER
E4	RIFINO Liz	USA
E5	GOKO Satoko	JPN
E6	ACHTE Anne	FIN
E7	PLATAS Ricardo	MEX

Legend:**Ex** Execution Judges (x=1-7)

Timing and Results provided by Tissot



Results

Rank	NOC	NOC Code	Score
1	United States of America	USA	88.930
2	Ecuador	ECU	86.500
3	Mexico	MEX	85.360
4	Japan	JPN	84.860
5	Ukraine	UKR	83.360
6	Australia	AUS	82.790
7	People's Republic of China 1	CHN	81.500
8	People's Republic of China 2	CHN	80.930
9	Croatia	CRO	80.570
10	Finland	FIN	78.290
11	Great Britain	GBR	77.790



TWG
2025
CHENGDU



DANCESPORT

RESULTS BOOK

TABLE OF CONTENTS



13	DanceSport	1401
13.1	Table of Contents	1402
13.2	Competition Schedule	1407
13.3	Number of Entries by NOC	1408
13.4	Entry List by NOC	1409
13.5	Daily Schedule - 8 Aug 2025	1412
13.6	Daily Schedule - 9 Aug 2025	1413
13.7	Medallists by Event	1414
13.8	Medal Standings	1415
13.9	Standard	1416
13.9.1	Entry List by Event	1417
13.9.2	Medallists	1419
13.9.3	Finals	1420
13.9.3.1	Final Ranking	1420
13.9.3.2	Viennese Waltz	1421
13.9.3.2.1	Start List	1421
13.9.3.2.2	Results	1422
13.9.3.3	Waltz	1423
13.9.3.3.1	Start List	1423
13.9.3.3.2	Results	1424
13.9.3.4	Slow Foxtrot	1425
13.9.3.4.1	Start List	1425
13.9.3.4.2	Results	1426
13.9.3.5	Tango	1427
13.9.3.5.1	Start List	1427
13.9.3.5.2	Results	1428
13.9.3.6	Quickstep	1429
13.9.3.6.1	Start List	1429
13.9.3.6.2	Results	1430
13.9.4	Semifinals	1431
13.9.4.1	Semifinals Ranking	1431
13.9.4.2	Waltz	1432
13.9.4.2.1	Start List	1432
13.9.4.2.2	Results	1433
13.9.4.3	Tango	1434
13.9.4.3.1	Start List	1434
13.9.4.3.2	Results	1435

RESULTS BOOK

TABLE OF CONTENTS

13.9.4.4	Viennese Waltz	1436
13.9.4.4.1	Start List	1436
13.9.4.4.2	Results	1437
13.9.4.5	Slow Foxtrot	1438
13.9.4.5.1	Start List	1438
13.9.4.5.2	Results	1439
13.9.4.6	Quickstep	1440
13.9.4.6.1	Start List	1440
13.9.4.6.2	Results	1441
13.9.5	First Round	1442
13.9.5.1	First Round Ranking	1442
13.9.5.2	Waltz	1444
13.9.5.2.1	Start List	1444
13.9.5.2.2	Results	1445
13.9.5.3	Tango	1446
13.9.5.3.1	Start List	1446
13.9.5.3.2	Results	1447
13.9.5.4	Viennese Waltz	1448
13.9.5.4.1	Start List	1448
13.9.5.4.2	Results	1449
13.9.5.5	Slow Foxtrot	1450
13.9.5.5.1	Start List	1450
13.9.5.5.2	Results	1451
13.9.5.6	Quickstep	1452
13.9.5.6.1	Start List	1452
13.9.5.6.2	Results	1453
13.10	Latin	1454
13.10.1	Entry List by Event	1455
13.10.2	Medallists	1457
13.10.3	Finals	1458
13.10.3.1	Final Ranking	1458
13.10.3.2	Cha Cha Cha	1459
13.10.3.2.1	Start List	1459
13.10.3.2.2	Results	1460
13.10.3.3	Samba	1461
13.10.3.3.1	Start List	1461
13.10.3.3.2	Results	1462
13.10.3.4	Paso Doble	1463
13.10.3.4.1	Start List	1463
13.10.3.4.2	Results	1464
13.10.3.5	Rumba	1465
13.10.3.5.1	Start List	1465
13.10.3.5.2	Results	1466
13.10.3.6	Jive	1467

RESULTS BOOK

TABLE OF CONTENTS

13.10.3.6.1	Start List	1467
13.10.3.6.2	Results	1468
13.10.4	Semifinals	1469
13.10.4.1	Semifinals Ranking	1469
13.10.4.2	Samba	1470
13.10.4.2.1	Start List	1470
13.10.4.2.2	Results	1471
13.10.4.3	Cha Cha Cha	1472
13.10.4.3.1	Start List	1472
13.10.4.3.2	Results	1473
13.10.4.4	Rumba	1474
13.10.4.4.1	Start List	1474
13.10.4.4.2	Results	1475
13.10.4.5	Paso Doble	1476
13.10.4.5.1	Start List	1476
13.10.4.5.2	Results	1477
13.10.4.6	Jive	1478
13.10.4.6.1	Start List	1478
13.10.4.6.2	Results	1479
13.10.5	First Round	1480
13.10.5.1	First Round Ranking	1480
13.10.5.2	Samba	1482
13.10.5.2.1	Start List	1482
13.10.5.2.2	Results	1483
13.10.5.3	Cha Cha Cha	1484
13.10.5.3.1	Start List	1484
13.10.5.3.2	Results	1485
13.10.5.4	Rumba	1486
13.10.5.4.1	Start List	1486
13.10.5.4.2	Results	1487
13.10.5.5	Paso Doble	1488
13.10.5.5.1	Start List	1488
13.10.5.5.2	Results	1489
13.10.5.6	Jive	1490
13.10.5.6.1	Start List	1490
13.10.5.6.2	Results	1491



Competition Schedule

As of THU 7 AUG 2025

Date	Start Time	Event
FRI 8 AUG	18:00	Latin, First Round
	19:30	Latin, Semifinals
	20:30	Latin, Finals - Cha Cha Cha
	Followed By	Latin, Finals - Samba
	Followed By	Latin, Finals - Paso Doble
	Followed By	Latin, Finals - Rumba
	Followed By	Latin, Finals - Jive
SAT 9 AUG	18:00	Standard, First Round
	19:30	Standard, Semifinals
	20:30	Standard, Finals - Viennese Waltz
	Followed By	Standard, Finals - Waltz
	Followed By	Standard, Finals - Slow Foxtrot
	Followed By	Standard, Finals - Tango
	Followed By	Standard, Finals - Quickstep



Number of Entries by NOC

As of THU 7 AUG 2025

NOC	Latin	Standard	Athlete Total
AIN - AIN		1	2
CHN - People's Republic of China	3	3	12
CZE - Czechia	2		4
DEN - Denmark	1		2
ESP - Spain	1		2
EST - Estonia	1	1	4
FRA - France	2		4
GER - Germany	3	1	8
HUN - Hungary	1		2
ISR - Israel	2	2	8
ITA - Italy	3	2	10
KOR - Republic of Korea		1	2
LAT - Latvia	1	2	6
LTU - Lithuania		1	2
MDA - Republic of Moldova		1	2
POL - Poland	1	2	6
ROU - Romania	2	2	8
SVK - Slovakia		1	2
UKR - Ukraine		2	4
USA - United States of America	1	1	4
Total:	20	23	94



Entry List by NOC

As of THU 7 AUG 2025

NOC	Name	Date of Birth
AIN - AIN	ANIKEEV Nikita	3 JAN 1990
	KOKOTOVA Elina	13 MAR 1998
CHN - People's Republic of China	DU Yujun	7 OCT 1993
	HUO Zitong	6 AUG 1997
	SHAO Huinan	26 OCT 1994
	SHAO Yawen	29 FEB 1996
	TAN Ran	12 JAN 1995
	XIE Ziang	20 NOV 1997
	XU Ziyin	21 AUG 1998
	YAN Bangbang	5 MAR 1994
	YAN Xinru	28 MAR 1999
	YU Qiufan	29 AUG 1996
	YU Zhengmin	20 OCT 1997
	ZHOU Xinning	22 SEP 1998
CZE - Czechia	GAL Tomas	26 JAN 1990
	KARASKOVA Sabina	4 SEP 1989
	KUCEROVA Tereza	7 MAR 1993
	LIPOWSKI Jakub	2 OCT 1993
DEN - Denmark	FUNCH Mie	17 AUG 1996
	KONDRATENKO Egor	4 APR 1996
ESP - Spain	ILLES Diandra	3 MAY 1997
	PASCUAL INIESTA Guillem	16 MAY 1989
EST - Estonia	BARJABIN Silvia Susanne	7 MAR 2001
	FIGURENKO Polina	26 JUL 2002
	GORODILOV Konstantin	15 MAR 1991
	ROTAR Ilia	8 MAY 2000
FRA - France	BAUDOUX Florian	22 MAY 2001
	SADOWSKA Natalia	20 DEC 2001
	SALIKHOVA Elena	9 APR 1993
	SCHMITT Charles	24 MAR 1990
GER - Germany	BALAN Marius	20 FEB 1991
	BALANDIN Artur	7 JUN 1993
	BURNEIKIS Karolis	16 FEB 2001
	DUMITRESCU Razvan	29 JUL 1995
	JOOS Jacky	8 FEB 1997
	LAX Fabien	9 APR 2004
	MOSHENSKA Khrystyna	26 MAY 1990
	SALITA Anna	17 MAY 1992
HUN - Hungary	HIDI Balazs	7 OCT 1996
	KIS Violetta	16 JUN 1994



Entry List by NOC

As of THU 7 AUG 2025

NOC	Name	Date of Birth
ISR - Israel	KOROBCHENKO Alexey	30 SEP 1998
	KOZHEVNIKOV Vladislav	8 OCT 2000
	METELITSA Eleonora	9 SEP 2004
	ODIKADZE Liana	30 SEP 1997
	ODIKADZE Marika	10 AUG 1995
	PUSTORNAKOVA Elizaveta	27 DEC 2000
	ZIV Mark	2 FEB 2002
	ZVENIATSKY Tomer	31 AUG 2000
ITA - Italy	BOLZONI Andrea	19 JUN 1992
	BREZZO Federica	16 MAY 1994
	del GAONE Matteo	14 MAR 1991
	MARITAN Michelle	9 NOV 2001
	MOZDYNIEWICZ Julia Maria	27 MAR 2004
	PONTARELLI Cristian	2 SEP 1990
	RAZHEVA Anastasia	20 FEB 1995
	ROCCATTI Andrea	31 JUL 1997
	TESTA Eric	12 AUG 1992
KOR - Republic of Korea	UTKINA Ekaterina	3 SEP 1989
	KIM Kihwan	27 APR 1984
LAT - Latvia	PARK Ye Rang	24 JUL 1991
	DOBRECOVS Romans	11 MAR 1999
LTU - Lithuania	LEVCHENKO Violetta	28 SEP 2001
	MESHKOVA Anastasia	26 FEB 1993
	MORITE Megija Dana	3 FEB 1999
	SHURIN Vadim	28 MAR 1988
	TORREMADE Vincenc	27 JUN 1998
	NORUSAITE Liucija	14 OCT 2000
MDA - Republic of Moldova	SEIKAUSKAS Simonas	1 DEC 1999
	GLAZUNOVA Anastasia	20 APR 1991
POL - Poland	GLUKHOV Alexey	26 JUL 1990
	BRYCHCY Agata	31 AUG 1993
	FREIBERGA Madara	6 FEB 1992
	LEWANDOWSKI Bartosz	11 JUN 1998
	MYCKA Dariusz	7 FEB 1991
	SZKUTNIK Bartlomiej	24 MAY 1992
ROU - Romania	WALACHOWSKA Anna	1 FEB 1997
	COJOC Rares	31 MAY 1989
	GRIGORE Daria	22 OCT 1999
	ILCO Daniela Alexandra	13 NOV 2004
	IONESCU Tudor-Andrei	18 NOV 2002
	KALASHNIKOV Georgy	9 AUG 1997
	MATEI Andreea	22 FEB 1996
	MICULESCU Ionut Alexandru	1 OCT 1996
SVK - Slovakia	PACURAR Andra	9 MAY 1997
	CRAGNOLINI Giada	20 OCT 1992
	GRULA Dusan	5 APR 1994



Entry List by NOC

As of THU 7 AUG 2025

NOC	Name	Date of Birth
UKR - Ukraine	CANNISTRARO Emanuele	2 APR 2000
	LUBIANETSKA Anna	16 JUN 2000
	MYSHKO Veronika	26 DEC 1989
	WILLIAMSON Earle	16 JAN 1990
USA - United States of America	ALGADAEV Kairat	17 MAR 1999
	BEZUKLADNIKOV Egor	14 JUL 1985
	LEE Irene	5 JUL 1976
	SELEZNYOV Julia	17 APR 2002



Daily Schedule

FRI 8 AUG 2025

Start Time	Event	Round
18:00	Latin	First Round
19:30	Latin	Semifinals
20:30	Latin	Finals - Cha Cha Cha
Followed By	Latin	Finals - Samba
Followed By	Latin	Finals - Paso Doble
Followed By	Latin	Finals - Rumba
Followed By	Latin	Finals - Jive



Daily Schedule**SAT 9 AUG 2025**

Start Time	Event	Round
18:00	Standard	First Round
19:30	Standard	Semifinals
20:30	Standard	Finals - Viennese Waltz
Followed By	Standard	Finals - Waltz
Followed By	Standard	Finals - Slow Foxtrot
Followed By	Standard	Finals - Tango
Followed By	Standard	Finals - Quickstep



Medallists by Event

As of SAT 9 AUG 2025

After 2 of 2 Events

Event Name	Date	Medal	Name	NOC Code
Latin	FRI 8 AUG	GOLD	BALAN Marius	GER
			MOSHENSKA Khrystyna	
		SILVER	SCHMITT Charles	FRA
			SALIKHOVA Elena	
		BRONZE	PASCUAL INIESTA Guillem	ESP
			ILLES Diandra	
Standard	SAT 9 AUG	GOLD	GLUKHOV Alexey	MDA
			GLAZUNOVA Anastasia	
		SILVER	COJOC Rares	ROU
			MATEI Andreea	
		BRONZE	MYCKA Dariusz	POL
			FREIBERGA Madara	



Medal Standings

As of SAT 9 AUG 2025

After 2 of 2 Events

Rank	NOC	Mixed				Rank by Total
		G	S	B	Tot	
1	GER - Germany	1			1	=1
1	MDA - Republic of Moldova	1			1	=1
3	FRA - France		1		1	=1
3	ROU - Romania		1		1	=1
5	ESP - Spain			1	1	=1
5	POL - Poland			1	1	=1
Total:		2	2	2	6	

Legend:

= Equal sign indicates that two or more NOCs share the same rank by total **B** Bronze **G** Gold **S** Silver **Tot** Total

Timing and Results provided by Tissot



DANCESPORT

Standard



Entry List by Event

As of FRI 8 AUG 2025

NOC	Name	Gender	Date of Birth
AIN - AIN	ANIKEEV Nikita	Male	3 JAN 1990
	KOKOTOVA Elina	Female	13 MAR 1998
CHN - People's Republic of China	SHAO Yawen	Female	29 FEB 1996
	TAN Ran	Male	12 JAN 1995
	XIE Ziang	Male	20 NOV 1997
	XU Ziyin	Male	21 AUG 1998
	YAN Xinru	Female	28 MAR 1999
	ZHOU Xinning	Female	22 SEP 1998
EST - Estonia	BARJABIN Silvia Susanne	Female	7 MAR 2001
	ROTAR Ilia	Male	8 MAY 2000
GER - Germany	BURNEIKIS Karolis	Male	16 FEB 2001
	LAX Fabien	Female	9 APR 2004
ISR - Israel	KOZHEVNIKOV Vladislav	Male	8 OCT 2000
	METELITSA Eleonora	Female	9 SEP 2004
	ODIKADZE Marika	Female	10 AUG 1995
	ZIV Mark	Male	2 FEB 2002
ITA - Italy	del GAONE Matteo	Male	14 MAR 1991
	MOZDYNIEWICZ Julia Maria	Female	27 MAR 2004
	ROCCATTI Andrea	Male	31 JUL 1997
	UTKINA Ekaterina	Female	3 SEP 1989
KOR - Republic of Korea	KIM Kihwan	Male	27 APR 1984
	PARK Ye Rang	Female	24 JUL 1991
LAT - Latvia	DOBRECOVS Romans	Male	11 MAR 1999
	LEVCHENKO Violetta	Female	28 SEP 2001
	MESHKOVA Anastasia	Female	26 FEB 1993
	SHURIN Vadim	Male	28 MAR 1988
LTU - Lithuania	NORUSAITE Liucija	Female	14 OCT 2000
	SEIKAUSKAS Simonas	Male	1 DEC 1999
MDA - Republic of Moldova	GLAZUNOVA Anastasia	Female	20 APR 1991
	GLUKHOV Alexey	Male	26 JUL 1990
POL - Poland	BRYCHCY Agata	Female	31 AUG 1993
	FREIBERGA Madara	Female	6 FEB 1992
	MYCKA Dariusz	Male	7 FEB 1991
	SZKUTNIK Bartlomiej	Male	24 MAY 1992



Entry List by Event

As of FRI 8 AUG 2025

NOC	Name	Gender	Date of Birth
ROU - Romania	COJOC Rares	Male	31 MAY 1989
	GRIGORE Daria	Female	22 OCT 1999
	KALASHNIKOV Georgy	Male	9 AUG 1997
	MATEI Andreea	Female	22 FEB 1996
SVK - Slovakia	CRAGNOLINI Giada	Female	20 OCT 1992
	GRULA Dusan	Male	5 APR 1994
UKR - Ukraine	CANNISTRARO Emanuele	Male	2 APR 2000
	LUBIANETSKA Anna	Female	16 JUN 2000
	MYSHKO Veronika	Female	26 DEC 1989
	WILLIAMSON Earle	Male	16 JAN 1990
USA - United States of America	BEZUKLADNIKOV Egor	Male	14 JUL 1985
	LEE Irene	Female	5 JUL 1976



Medallists

As of SAT 9 AUG 2025

Medal	NOC	Name
GOLD	MDA - Republic of Moldova	GLUKHOV Alexey GLAZUNOVA Anastasia
SILVER	ROU - Romania	COJOC Rares MATEI Andreea
BRONZE	POL - Poland	MYCKA Dariusz FREIBERGA Madara



Final Ranking

As of SAT 9 AUG 2025

Rank	Name	NOC Code	Walz	Tango	Viennese Waltz	Slow Foxtrot	Quickstep	Total	Remark
1	GLUKHOV Alexey GLAZUNOVA Anastasia	MDA	39.33	39.33	39.17	39.42	39.33	196.58	
2	COJOC Rares MATEI Andreea	ROU	38.75	38.67	38.33	38.67	38.58	193.00	
3	MYCKA Dariusz FREIBERGA Madara	POL	37.75	37.63	37.42	37.67	37.58	188.04	
4	SHURIN Vadim MESHKOVA Anastasia	LAT	37.17	37.29	36.67	37.00	37.00	185.12	
5	KALASHNIKOV Georgy GRIGORE Daria	ROU	37.04	36.92	36.58	37.25	36.75	184.54	
6	ROCCATTI Andrea MOZDYNIEWICZ Julia Maria	ITA	36.00	36.25	35.67	36.08	36.00	180.00	



Start List

As of SAT 9 AUG 2025

Bib	Name	NOC Code
14	COJOC R/MATEI A	ROU
17	GLUKHOV A/GLAZUNOVA A	MDA
19	KALASHNIKOV G/GRIGORE D	ROU
21	MYCKA D/FREIBERGA M	POL
23	ROCCATTI A/MOZDYNIEWICZ JM	ITA
26	SHURIN V/MESHKOVA A	LAT

Officials

Name	Function
FILGAS Rostislav (CZE)	Referee
KHADJEH NOURI Asis (GER)	Referee
LYNETTE MAYES Denise (GBR)	Referee
CORSI Cristian (ITA)	Referee
INAZAWA Yoshikazu (JPN)	Referee
SINKINS Sergejs (LAT)	Referee
DACEVICIENE Daiva (LTU)	Referee
CHE Yao (CHN)	Referee
KONURY Tomasz (POL)	Referee
PETRE Mihai (ROU)	Referee
ABREAU Miguel (ESP)	Referee
WILDER Ekaterina (USA)	Referee



SAT 9 AUG 2025
Start Time: 20:30

Results

Rank	Bib	Name	NOC Code	TQ	MM	PS	CP	Dance Total	Remark
1	17	GLUKHOV A/GLAZUNOVA A	MDA	9.75	9.83	9.75	9.83	39.17	
2	14	COJOC R/MATEI A	ROU	9.54	9.63	9.54	9.63	38.33	
3	21	MYCKA D/FREIBERGA M	POL	9.33	9.38	9.33	9.38	37.42	
4	26	SHURIN V/MESHKOVA A	LAT	9.00	9.33	9.00	9.33	36.67	
5	19	KALASHNIKOV G/GRIGORE D	ROU	9.08	9.21	9.08	9.21	36.58	
6	23	ROCCATTI A/MOZDYNIWICZ JM	ITA	8.88	8.96	8.88	8.96	35.67	

Officials

Name	Function
FILGAS Rostislav (CZE)	Referee
KHADJEH NOURI Asis (GER)	Referee
LYNETTE MAYES Denise (GBR)	Referee
CORSI Cristian (ITA)	Referee
INAZAWA Yoshikazu (JPN)	Referee
SINKINS Sergejs (LAT)	Referee
DACEVICIENE Daiva (LTU)	Referee
CHE Yao (CHN)	Referee
KONURY Tomasz (POL)	Referee
PETRE Mihai (ROU)	Referee
ABREAU Miguel (ESP)	Referee
WILDER Ekaterina (USA)	Referee

Legend:

CP Choreography and presentation
TQ Technical Quality

MM Movement to music

PS Partnering skill

Timing and Results provided by Tissot



Start List

As of SAT 9 AUG 2025

Bib	Name	NOC Code
21	MYCKA D/FREIBERGA M	POL
19	KALASHNIKOV G/GRIGORE D	ROU
23	ROCCATTI A/MOZDYNIEWICZ JM	ITA
26	SHURIN V/MESHKOVA A	LAT
17	GLUKHOV A/GLAZUNOVA A	MDA
14	COJOC R/MATEI A	ROU

Officials

Name	Function
FILGAS Rostislav (CZE)	Referee
KHADJEH NOURI Asis (GER)	Referee
LYNETTE MAYES Denise (GBR)	Referee
CORSI Cristian (ITA)	Referee
INAZAWA Yoshikazu (JPN)	Referee
SINKINS Sergejs (LAT)	Referee
DACEVICIENE Daiva (LTU)	Referee
CHE Yao (CHN)	Referee
KONURY Tomasz (POL)	Referee
PETRE Mihai (ROU)	Referee
ABREAU Miguel (ESP)	Referee
WILDER Ekaterina (USA)	Referee



Results

Rank	Bib	Name	NOC Code	TQ	MM	PS	CP	Dance Total	Remark
1	17	GLUKHOV A/GLAZUNOVA A	MDA	9.79	9.83	9.92	9.79	39.33	
2	14	COJOC R/MATEI A	ROU	9.63	9.79	9.63	9.71	38.75	
3	21	MYCKA D/FREIBERGA M	POL	9.46	9.38	9.46	9.46	37.75	
4	26	SHURIN V/MESHKOVA A	LAT	9.13	9.46	9.13	9.46	37.17	
5	19	KALASHNIKOV G/GRIGORE D	ROU	9.25	9.33	9.21	9.25	37.04	
6	23	ROCCATTI A/MOZDYNIEWICZ JM	ITA	8.96	9.00	8.96	9.08	36.00	

Officials

Name	Function
FILGAS Rostislav (CZE)	Referee
KHADJEH NOURI Asis (GER)	Referee
LYNETTE MAYES Denise (GBR)	Referee
CORSI Cristian (ITA)	Referee
INAZAWA Yoshikazu (JPN)	Referee
SINKINS Sergejs (LAT)	Referee
DACEVICIENE Daiva (LTU)	Referee
CHE Yao (CHN)	Referee
KONURY Tomasz (POL)	Referee
PETRE Mihai (ROU)	Referee
ABREAU Miguel (ESP)	Referee
WILDER Ekaterina (USA)	Referee

Legend:

CP Choreography and presentation
TQ Technical Quality

MM Movement to music

PS Partnering skill

Timing and Results provided by Tissot



Start List

As of SAT 9 AUG 2025

Bib	Name	NOC Code
14	COJOC R/MATEI A	ROU
17	GLUKHOV A/GLAZUNOVA A	MDA
19	KALASHNIKOV G/GRIGORE D	ROU
21	MYCKA D/FREIBERGA M	POL
23	ROCCATTI A/MOZDYNIEWICZ JM	ITA
26	SHURIN V/MESHKOVA A	LAT

Officials

Name	Function
FILGAS Rostislav (CZE)	Referee
KHADJEH NOURI Asis (GER)	Referee
LYNETTE MAYES Denise (GBR)	Referee
CORSI Cristian (ITA)	Referee
INAZAWA Yoshikazu (JPN)	Referee
SINKINS Sergejs (LAT)	Referee
DACEVICIENE Daiva (LTU)	Referee
CHE Yao (CHN)	Referee
KONURY Tomasz (POL)	Referee
PETRE Mihai (ROU)	Referee
ABREAU Miguel (ESP)	Referee
WILDER Ekaterina (USA)	Referee



Results

Rank	Bib	Name	NOC Code	TQ	MM	PS	CP	Dance Total	Remark
1	17	GLUKHOV A/GLAZUNOVA A	MDA	9.83	9.88	9.83	9.88	39.42	
2	14	COJOC R/MATEI A	ROU	9.63	9.71	9.63	9.71	38.67	
3	21	MYCKA D/FREIBERGA M	POL	9.42	9.42	9.42	9.42	37.67	
4	19	KALASHNIKOV G/GRIGORE D	ROU	9.21	9.42	9.21	9.42	37.25	
5	26	SHURIN V/MESHKOVA A	LAT	9.04	9.46	9.04	9.46	37.00	
6	23	ROCCATTI A/MOZDYNIEWICZ JM	ITA	8.96	9.08	8.96	9.08	36.08	

Officials

Name	Function
FILGAS Rostislav (CZE)	Referee
KHADJEH NOURI Asis (GER)	Referee
LYNETTE MAYES Denise (GBR)	Referee
CORSI Cristian (ITA)	Referee
INAZAWA Yoshikazu (JPN)	Referee
SINKINS Sergejs (LAT)	Referee
DACEVICIENE Daiva (LTU)	Referee
CHE Yao (CHN)	Referee
KONURY Tomasz (POL)	Referee
PETRE Mihai (ROU)	Referee
ABREAU Miguel (ESP)	Referee
WILDER Ekaterina (USA)	Referee

Legend:

CP Choreography and presentation
TQ Technical Quality

MM Movement to music

PS Partnering skill

Timing and Results provided by Tissot



Start List

As of SAT 9 AUG 2025

Bib	Name	NOC Code
19	KALASHNIKOV G/GRIGORE D	ROU
21	MYCKA D/FREIBERGA M	POL
14	COJOC R/MATEI A	ROU
17	GLUKHOV A/GLAZUNOVA A	MDA
23	ROCCATTI A/MOZDYNIEWICZ JM	ITA
26	SHURIN V/MESHKOVA A	LAT

Officials

Name	Function
FILGAS Rostislav (CZE)	Referee
KHADJEH NOURI Asis (GER)	Referee
LYNETTE MAYES Denise (GBR)	Referee
CORSI Cristian (ITA)	Referee
INAZAWA Yoshikazu (JPN)	Referee
SINKINS Sergejs (LAT)	Referee
DACEVICIENE Daiva (LTU)	Referee
CHE Yao (CHN)	Referee
KONURY Tomasz (POL)	Referee
PETRE Mihai (ROU)	Referee
ABREAU Miguel (ESP)	Referee
WILDER Ekaterina (USA)	Referee



Results

Rank	Bib	Name	NOC Code	TQ	MM	PS	CP	Dance Total	Remark
1	17	GLUKHOV A/GLAZUNOVA A	MDA	9.79	9.88	9.79	9.88	39.33	
2	14	COJOC R/MATEI A	ROU	9.58	9.75	9.63	9.71	38.67	
3	21	MYCKA D/FREIBERGA M	POL	9.42	9.38	9.46	9.38	37.63	
4	26	SHURIN V/MESHKOVA A	LAT	9.13	9.50	9.13	9.54	37.29	
5	19	KALASHNIKOV G/GRIGORE D	ROU	9.17	9.25	9.21	9.29	36.92	
6	23	ROCCATTI A/MOZDYNIEWICZ JM	ITA	9.04	9.08	9.04	9.08	36.25	

Officials

Name	Function
FILGAS Rostislav (CZE)	Referee
KHADJEH NOURI Asis (GER)	Referee
LYNETTE MAYES Denise (GBR)	Referee
CORSI Cristian (ITA)	Referee
INAZAWA Yoshikazu (JPN)	Referee
SINKINS Sergejs (LAT)	Referee
DACEVICIENE Daiva (LTU)	Referee
CHE Yao (CHN)	Referee
KONURY Tomasz (POL)	Referee
PETRE Mihai (ROU)	Referee
ABREAU Miguel (ESP)	Referee
WILDER Ekaterina (USA)	Referee

Legend:

CP Choreography and presentation
TQ Technical Quality

MM Movement to music

PS Partnering skill

Timing and Results provided by Tissot



Start List

As of SAT 9 AUG 2025

Bib	Name	NOC Code
14	COJOC R/MATEI A	ROU
17	GLUKHOV A/GLAZUNOVA A	MDA
19	KALASHNIKOV G/GRIGORE D	ROU
21	MYCKA D/FREIBERGA M	POL
23	ROCCATTI A/MOZDYNIEWICZ JM	ITA
26	SHURIN V/MESHKOVA A	LAT

Officials

Name	Function
FILGAS Rostislav (CZE)	Referee
KHADJEH NOURI Asis (GER)	Referee
LYNETTE MAYES Denise (GBR)	Referee
CORSI Cristian (ITA)	Referee
INAZAWA Yoshikazu (JPN)	Referee
SINKINS Sergejs (LAT)	Referee
DACEVICIENE Daiva (LTU)	Referee
CHE Yao (CHN)	Referee
KONURY Tomasz (POL)	Referee
PETRE Mihai (ROU)	Referee
ABREAU Miguel (ESP)	Referee
WILDER Ekaterina (USA)	Referee



Results

Rank	Bib	Name	NOC Code	TQ	MM	PS	CP	Dance Total	Remark
1	17	GLUKHOV A/GLAZUNOVA A	MDA	9.75	9.92	9.75	9.92	39.33	
2	14	COJOC R/MATEI A	ROU	9.58	9.71	9.58	9.71	38.58	
3	21	MYCKA D/FREIBERGA M	POL	9.38	9.42	9.38	9.42	37.58	
4	26	SHURIN V/MESHKOVA A	LAT	9.04	9.46	9.04	9.46	37.00	
5	19	KALASHNIKOV G/GRIGORE D	ROU	9.13	9.25	9.13	9.25	36.75	
6	23	ROCCATTI A/MOZDYNIOWICZ JM	ITA	8.92	9.08	8.92	9.08	36.00	

Officials

Name	Function
FILGAS Rostislav (CZE)	Referee
KHADJEH NOURI Asis (GER)	Referee
LYNETTE MAYES Denise (GBR)	Referee
CORSI Cristian (ITA)	Referee
INAZAWA Yoshikazu (JPN)	Referee
SINKINS Sergejs (LAT)	Referee
DACEVICIENE Daiva (LTU)	Referee
CHE Yao (CHN)	Referee
KONURY Tomasz (POL)	Referee
PETRE Mihai (ROU)	Referee
ABREAU Miguel (ESP)	Referee
WILDER Ekaterina (USA)	Referee

Legend:

CP Choreography and presentation
TQ Technical Quality

MM Movement to music

PS Partnering skill

Timing and Results provided by Tissot



Semifinals Ranking

As of SAT 9 AUG 2025

Rank	Name	NOC Code	Walz	Tango	Viennese Waltz	Slow Foxtrot	Quickstep	Total	Remark
1	GLUKHOV Alexey GLAZUNOVA Anastasia	MDA	38.75	38.75	38.58	38.67	38.83	193.58	Q
2	COJOC Rares MATEI Andreea	ROU	38.17	38.17	38.17	38.17	38.17	190.84	Q
3	MYCKA Dariusz FREIBERGA Madara	POL	37.33	37.42	37.42	37.58	37.58	187.33	Q
4	KALASHNIKOV Georgy GRIGORE Daria	ROU	37.00	37.00	36.67	37.00	36.83	184.50	Q
5	SHURIN Vadim MESHKOVA Anastasia	LAT	36.83	36.67	36.67	36.83	36.92	183.92	Q
6	ROCCATTI Andrea MOZDYNIEWICZ Julia Maria	ITA	36.17	36.33	35.92	36.00	36.00	180.42	Q
7	SEIKAUSKAS Simonas NORUSAITE Liucija	LTU	35.25	35.67	35.33	35.58	35.83	177.67	
8	SZKUTNIK Bartlomiej BRYCHCY Agata	POL	34.75	34.67	34.67	34.83	34.75	173.67	
9	KOZHEVNIKOV Vladislav METELITSA Eleonora	ISR	34.50	34.58	34.50	34.67	34.75	173.00	
10	TAN Ran ZHOU Xinning	CHN	34.58	34.42	34.42	34.50	34.67	172.58	
11	GRULA Dusan CRAGNOLINI Giada	SVK	34.50	34.17	34.42	34.42	34.08	171.59	
12	ROTAR Ilia BARJABIN Silvia Susanne	EST	34.50	34.17	34.17	34.42	34.25	171.50	
13	DOBRECOVS Romans LEVCHENKO Violetta	LAT	34.08	33.92	33.58	33.92	34.17	169.67	
14	CANNISTRARO Emanuele LUBIANETSKA Anna	UKR	34.00	34.00	33.67	33.83	33.58	169.08	

Legend:

Q Qualified

Timing and Results provided by Tissot



Start List

As of SAT 9 AUG 2025

Bib	Name	NOC Code
13	CANNISTRARO E/LUBIANETSKA A	UKR
14	COJOC R/MATEI A	ROU
16	DOBRECOVS R/LEVCHENKO V	LAT
17	GLUKHOV A/GLAZUNOVA A	MDA
18	GRULA D/CRAGNOLINI G	SVK
19	KALASHNIKOV G/GRIGORE D	ROU
20	KOZHEVNIKOV V/METELITSA E	ISR
21	MYCKA D/FREIBERGA M	POL
23	ROCCATTI A/MOZDYNIEWICZ JM	ITA
24	ROTAR I/BARJABIN SS	EST
25	SEIKAUSKAS S/NORUSAITE L	LTU
26	SHURIN V/MESHKOVA A	LAT
27	SZKUTNIK B/BRYCHCY A	POL
28	TAN R/ZHOU X	CHN

Officials

Name	Function
FILGAS Rostislav (CZE)	Referee
KHADJEH NOURI Asis (GER)	Referee
LYNETTE MAYES Denise (GBR)	Referee
CORSI Cristian (ITA)	Referee
INAZAWA Yoshikazu (JPN)	Referee
SINKINS Sergejs (LAT)	Referee
DACEVICIENE Daiva (LTU)	Referee
CHE Yao (CHN)	Referee
KONURY Tomasz (POL)	Referee
PETRE Mihai (ROU)	Referee
ABREAU Miguel (ESP)	Referee
WILDER Ekaterina (USA)	Referee



Results

Rank	Bib	Name	NOC Code	TQ	MM	PS	CP	Dance Total	Remark
1	17	GLUKHOV A/GLAZUNOVA A	MDA	9.67	9.71	9.67	9.71	38.75	
2	14	COJOC R/MATEI A	ROU	9.54	9.54	9.54	9.54	38.17	
3	21	MYCKA D/FREIBERGA M	POL	9.29	9.38	9.29	9.38	37.33	
4	19	KALASHNIKOV G/GRIGORE D	ROU	9.21	9.29	9.21	9.29	37.00	
5	26	SHURIN V/MESHKOVA A	LAT	9.17	9.25	9.17	9.25	36.83	
6	23	ROCCATTI A/MOZDYNIOWICZ JM	ITA	9.08	9.00	9.08	9.00	36.17	
7	25	SEIKAUSKAS S/NORUSAITE L	LTU	8.75	8.88	8.75	8.88	35.25	
8	27	SZKUTNIK B/BRYCHCY A	POL	8.67	8.71	8.67	8.71	34.75	
9	28	TAN R/ZHOU X	CHN	8.71	8.58	8.71	8.58	34.58	
10-12	18	GRULA D/CRAGNOLINI G	SVK	8.50	8.75	8.50	8.75	34.50	
10-12	20	KOZHEVNIKOV V/METELITSA E	ISR	8.58	8.67	8.58	8.67	34.50	
10-12	24	ROTAR I/BARJABIN SS	EST	8.63	8.63	8.63	8.63	34.50	
13	16	DOBRECOVS R/LEVCHENKO V	LAT	8.63	8.42	8.63	8.42	34.08	
14	13	CANNISTRARO E/LUBIANETSKA A	UKR	8.54	8.46	8.54	8.46	34.00	

Officials

Name	Function
FILGAS Rostislav (CZE)	Referee
KHADJEH NOURI Asis (GER)	Referee
LYNETTE MAYES Denise (GBR)	Referee
CORSI Cristian (ITA)	Referee
INAZAWA Yoshikazu (JPN)	Referee
SINKINS Sergejs (LAT)	Referee
DACEVICIENE Daiva (LTU)	Referee
CHE Yao (CHN)	Referee
KONURY Tomasz (POL)	Referee
PETRE Mihai (ROU)	Referee
ABREAU Miguel (ESP)	Referee
WILDER Ekaterina (USA)	Referee

Legend:

CP Choreography and presentation
TQ Technical Quality

MM Movement to music

PS Partnering skill

Timing and Results provided by Tissot



Start List

As of SAT 9 AUG 2025

Bib	Name	NOC Code
13	CANNISTRARO E/LUBIANETSKA A	UKR
14	COJOC R/MATEI A	ROU
16	DOBRECOVS R/LEVCHENKO V	LAT
17	GLUKHOV A/GLAZUNOVA A	MDA
18	GRULA D/CRAGNOLINI G	SVK
19	KALASHNIKOV G/GRIGORE D	ROU
20	KOZHEVNIKOV V/METELITSA E	ISR
21	MYCKA D/FREIBERGA M	POL
23	ROCCATTI A/MOZDYNIEWICZ JM	ITA
24	ROTAR I/BARJABIN SS	EST
25	SEIKAUSKAS S/NORUSAITE L	LTU
26	SHURIN V/MESHKOVA A	LAT
27	SZKUTNIK B/BRYCHCY A	POL
28	TAN R/ZHOU X	CHN

Officials

Name	Function
FILGAS Rostislav (CZE)	Referee
KHADJEH NOURI Asis (GER)	Referee
LYNETTE MAYES Denise (GBR)	Referee
CORSI Cristian (ITA)	Referee
INAZAWA Yoshikazu (JPN)	Referee
SINKINS Sergejs (LAT)	Referee
DACEVICIENE Daiva (LTU)	Referee
CHE Yao (CHN)	Referee
KONURY Tomasz (POL)	Referee
PETRE Mihai (ROU)	Referee
ABREAU Miguel (ESP)	Referee
WILDER Ekaterina (USA)	Referee



Results

Rank	Bib	Name	NOC Code	TQ	MM	PS	CP	Dance Total	Remark
1	17	GLUKHOV A/GLAZUNOVA A	MDA	9.71	9.67	9.71	9.67	38.75	
2	14	COJOC R/MATEI A	ROU	9.54	9.54	9.54	9.54	38.17	
3	21	MYCKA D/FREIBERGA M	POL	9.38	9.33	9.38	9.33	37.42	
4	19	KALASHNIKOV G/GRIGORE D	ROU	9.25	9.25	9.25	9.25	37.00	
5	26	SHURIN V/MESHKOVA A	LAT	9.17	9.17	9.17	9.17	36.67	
6	23	ROCCATTI A/MOZDYNIOWICZ JM	ITA	9.17	9.00	9.17	9.00	36.33	
7	25	SEIKAUSKAS S/NORUSAITE L	LTU	8.88	8.96	8.88	8.96	35.67	
8	27	SZKUTNIK B/BRYCHCY A	POL	8.63	8.71	8.63	8.71	34.67	
9	20	KOZHEVNIKOV V/METELITSA E	ISR	8.63	8.67	8.63	8.67	34.58	
10	28	TAN R/ZHOU X	CHN	8.67	8.54	8.67	8.54	34.42	
11-12	18	GRULA D/CRAGNOLINI G	SVK	8.42	8.67	8.42	8.67	34.17	
11-12	24	ROTAR I/BARJABIN SS	EST	8.54	8.54	8.54	8.54	34.17	
13	13	CANNISTRARO E/LUBIANETSKA A	UKR	8.54	8.46	8.54	8.46	34.00	
14	16	DOBRECOVS R/LEVCHENKO V	LAT	8.63	8.33	8.63	8.33	33.92	

Officials

Name	Function
FILGAS Rostislav (CZE)	Referee
KHADJEH NOURI Asis (GER)	Referee
LYNETTE MAYES Denise (GBR)	Referee
CORSI Cristian (ITA)	Referee
INAZAWA Yoshikazu (JPN)	Referee
SINKINS Sergejs (LAT)	Referee
DACEVICIENE Daiva (LTU)	Referee
CHE Yao (CHN)	Referee
KONURY Tomasz (POL)	Referee
PETRE Mihai (ROU)	Referee
ABREAU Miguel (ESP)	Referee
WILDER Ekaterina (USA)	Referee

Legend:

CP Choreography and presentation
TQ Technical Quality

MM Movement to music

PS Partnering skill

Timing and Results provided by Tissot



Start List

As of SAT 9 AUG 2025

Bib	Name	NOC Code
13	CANNISTRARO E/LUBIANETSKA A	UKR
14	COJOC R/MATEI A	ROU
16	DOBRECOVS R/LEVCHENKO V	LAT
17	GLUKHOV A/GLAZUNOVA A	MDA
18	GRULA D/CRAGNOLINI G	SVK
19	KALASHNIKOV G/GRIGORE D	ROU
20	KOZHEVNIKOV V/METELITSA E	ISR
21	MYCKA D/FREIBERGA M	POL
23	ROCCATTI A/MOZDYNIEWICZ JM	ITA
24	ROTAR I/BARJABIN SS	EST
25	SEIKAUSKAS S/NORUSAITE L	LTU
26	SHURIN V/MESHKOVA A	LAT
27	SZKUTNIK B/BRYCHCY A	POL
28	TAN R/ZHOU X	CHN

Officials

Name	Function
FILGAS Rostislav (CZE)	Referee
KHADJEH NOURI Asis (GER)	Referee
LYNETTE MAYES Denise (GBR)	Referee
CORSI Cristian (ITA)	Referee
INAZAWA Yoshikazu (JPN)	Referee
SINKINS Sergejs (LAT)	Referee
DACEVICIENE Daiva (LTU)	Referee
CHE Yao (CHN)	Referee
KONURY Tomasz (POL)	Referee
PETRE Mihai (ROU)	Referee
ABREAU Miguel (ESP)	Referee
WILDER Ekaterina (USA)	Referee



Results

Rank	Bib	Name	NOC Code	TQ	MM	PS	CP	Dance Total	Remark
1	17	GLUKHOV A/GLAZUNOVA A	MDA	9.67	9.63	9.67	9.63	38.58	
2	14	COJOC R/MATEI A	ROU	9.54	9.54	9.54	9.54	38.17	
3	21	MYCKA D/FREIBERGA M	POL	9.38	9.33	9.38	9.33	37.42	
4	26	SHURIN V/MESHKOVA A	LAT	9.17	9.17	9.17	9.17	36.67	
5	19	KALASHNIKOV G/GRIGORE D	ROU	9.21	9.13	9.21	9.13	36.67	
6	23	ROCCATTI A/MOZDYNIOWICZ JM	ITA	9.08	8.88	9.08	8.88	35.92	
7	25	SEIKAUSKAS S/NORUSAITE L	LTU	8.79	8.88	8.79	8.88	35.33	
8	27	SZKUTNIK B/BRYCHCY A	POL	8.67	8.67	8.67	8.67	34.67	
9	20	KOZHEVNIKOV V/METELITSA E	ISR	8.67	8.58	8.67	8.58	34.50	
10	18	GRULA D/CRAGNOLINI G	SVK	8.54	8.67	8.54	8.67	34.42	
11	28	TAN R/ZHOU X	CHN	8.71	8.50	8.71	8.50	34.42	
12	24	ROTAR I/BARJABIN SS	EST	8.58	8.50	8.58	8.50	34.17	
13	13	CANNISTRARO E/LUBIANETSKA A	UKR	8.46	8.38	8.46	8.38	33.67	
14	16	DOBRECOVS R/LEVCHENKO V	LAT	8.50	8.29	8.50	8.29	33.58	

Officials

Name	Function
FILGAS Rostislav (CZE)	Referee
KHADJEH NOURI Asis (GER)	Referee
LYNETTE MAYES Denise (GBR)	Referee
CORSI Cristian (ITA)	Referee
INAZAWA Yoshikazu (JPN)	Referee
SINKINS Sergejs (LAT)	Referee
DACEVICIENE Daiva (LTU)	Referee
CHE Yao (CHN)	Referee
KONURY Tomasz (POL)	Referee
PETRE Mihai (ROU)	Referee
ABREAU Miguel (ESP)	Referee
WILDER Ekaterina (USA)	Referee

Legend:

CP Choreography and presentation
TQ Technical Quality

MM Movement to music

PS Partnering skill

Timing and Results provided by Tissot



Start List

As of SAT 9 AUG 2025

Bib	Name	NOC Code
13	CANNISTRARO E/LUBIANETSKA A	UKR
14	COJOC R/MATEI A	ROU
16	DOBRECOVS R/LEVCHENKO V	LAT
17	GLUKHOV A/GLAZUNOVA A	MDA
18	GRULA D/CRAGNOLINI G	SVK
19	KALASHNIKOV G/GRIGORE D	ROU
20	KOZHEVNIKOV V/METELITSA E	ISR
21	MYCKA D/FREIBERGA M	POL
23	ROCCATTI A/MOZDYNIEWICZ JM	ITA
24	ROTAR I/BARJABIN SS	EST
25	SEIKAUSKAS S/NORUSAITE L	LTU
26	SHURIN V/MESHKOVA A	LAT
27	SZKUTNIK B/BRYCHCY A	POL
28	TAN R/ZHOU X	CHN

Officials

Name	Function
FILGAS Rostislav (CZE)	Referee
KHADJEH NOURI Asis (GER)	Referee
LYNETTE MAYES Denise (GBR)	Referee
CORSI Cristian (ITA)	Referee
INAZAWA Yoshikazu (JPN)	Referee
SINKINS Sergejs (LAT)	Referee
DACEVICIENE Daiva (LTU)	Referee
CHE Yao (CHN)	Referee
KONURY Tomasz (POL)	Referee
PETRE Mihai (ROU)	Referee
ABREAU Miguel (ESP)	Referee
WILDER Ekaterina (USA)	Referee



SAT 9 AUG 2025
Start Time: 19:45

Results

Rank	Bib	Name	NOC Code	TQ	MM	PS	CP	Dance Total	Remark
1	17	GLUKHOV A/GLAZUNOVA A	MDA	9.67	9.67	9.67	9.67	38.67	
2	14	COJOC R/MATEI A	ROU	9.54	9.54	9.54	9.54	38.17	
3	21	MYCKA D/FREIBERGA M	POL	9.38	9.42	9.38	9.42	37.58	
4	19	KALASHNIKOV G/GRIGORE D	ROU	9.25	9.25	9.25	9.25	37.00	
5	26	SHURIN V/MESHKOVA A	LAT	9.17	9.25	9.17	9.25	36.83	
6	23	ROCCATTI A/MOZDYNIEWICZ JM	ITA	9.08	8.92	9.08	8.92	36.00	
7	25	SEIKAUSKAS S/NORUSAITE L	LTU	8.83	8.96	8.83	8.96	35.58	
8	27	SZKUTNIK B/BRYCHCY A	POL	8.75	8.67	8.75	8.67	34.83	
9	20	KOZHEVNIKOV V/METELITSA E	ISR	8.67	8.67	8.67	8.67	34.67	
10	28	TAN R/ZHOU X	CHN	8.79	8.46	8.79	8.46	34.50	
11-12	18	GRULA D/CRAGNOLINI G	SVK	8.50	8.71	8.50	8.71	34.42	
11-12	24	ROTAR I/BARJABIN SS	EST	8.63	8.58	8.63	8.58	34.42	
13	16	DOBRECOVS R/LEVCHENKO V	LAT	8.58	8.38	8.58	8.38	33.92	
14	13	CANNISTRARO E/LUBIANETSKA A	UKR	8.46	8.46	8.46	8.46	33.83	

Officials

Name	Function
FILGAS Rostislav (CZE)	Referee
KHADJEH NOURI Asis (GER)	Referee
LYNETTE MAYES Denise (GBR)	Referee
CORSI Cristian (ITA)	Referee
INAZAWA Yoshikazu (JPN)	Referee
SINKINS Sergejs (LAT)	Referee
DACEVICIENE Daiva (LTU)	Referee
CHE Yao (CHN)	Referee
KONURY Tomasz (POL)	Referee
PETRE Mihai (ROU)	Referee
ABREAU Miguel (ESP)	Referee
WILDER Ekaterina (USA)	Referee

Legend:

CP Choreography and presentation
TQ Technical Quality

MM Movement to music

PS Partnering skill

Timing and Results provided by Tissot



Start List

As of SAT 9 AUG 2025

Bib	Name	NOC Code
13	CANNISTRARO E/LUBIANETSKA A	UKR
14	COJOC R/MATEI A	ROU
16	DOBRECOVS R/LEVCHENKO V	LAT
17	GLUKHOV A/GLAZUNOVA A	MDA
18	GRULA D/CRAGNOLINI G	SVK
19	KALASHNIKOV G/GRIGORE D	ROU
20	KOZHEVNIKOV V/METELITSA E	ISR
21	MYCKA D/FREIBERGA M	POL
23	ROCCATTI A/MOZDYNIEWICZ JM	ITA
24	ROTAR I/BARJABIN SS	EST
25	SEIKAUSKAS S/NORUSAITE L	LTU
26	SHURIN V/MESHKOVA A	LAT
27	SZKUTNIK B/BRYCHCY A	POL
28	TAN R/ZHOU X	CHN

Officials

Name	Function
FILGAS Rostislav (CZE)	Referee
KHADJEH NOURI Asis (GER)	Referee
LYNETTE MAYES Denise (GBR)	Referee
CORSI Cristian (ITA)	Referee
INAZAWA Yoshikazu (JPN)	Referee
SINKINS Sergejs (LAT)	Referee
DACEVICIENE Daiva (LTU)	Referee
CHE Yao (CHN)	Referee
KONURY Tomasz (POL)	Referee
PETRE Mihai (ROU)	Referee
ABREAU Miguel (ESP)	Referee
WILDER Ekaterina (USA)	Referee



SAT 9 AUG 2025
Start Time: 19:50

Results

Rank	Bib	Name	NOC Code	TQ	MM	PS	CP	Dance Total	Remark
1	17	GLUKHOV A/GLAZUNOVA A	MDA	9.71	9.71	9.71	9.71	38.83	
2	14	COJOC R/MATEI A	ROU	9.54	9.54	9.54	9.54	38.17	
3	21	MYCKA D/FREIBERGA M	POL	9.38	9.42	9.38	9.42	37.58	
4	26	SHURIN V/MESHKOVA A	LAT	9.17	9.29	9.17	9.29	36.92	
5	19	KALASHNIKOV G/GRIGORE D	ROU	9.21	9.21	9.21	9.21	36.83	
6	23	ROCCATTI A/MOZDYNIOWICZ JM	ITA	9.13	8.88	9.13	8.88	36.00	
7	25	SEIKAUSKAS S/NORUSAITE L	LTU	8.92	9.00	8.92	9.00	35.83	
8-9	20	KOZHEVNIKOV V/METELITSA E	ISR	8.71	8.67	8.71	8.67	34.75	
8-9	27	SZKUTNIK B/BRYCHCY A	POL	8.71	8.67	8.71	8.67	34.75	
10	28	TAN R/ZHOU X	CHN	8.79	8.54	8.79	8.54	34.67	
11	24	ROTAR I/BARJABIN SS	EST	8.67	8.46	8.67	8.46	34.25	
12	16	DOBRECOVS R/LEVCHENKO V	LAT	8.63	8.46	8.63	8.46	34.17	
13	18	GRULA D/CRAGNOLINI G	SVK	8.38	8.67	8.38	8.67	34.08	
14	13	CANNISTRARO E/LUBIANETSKA A	UKR	8.42	8.38	8.42	8.38	33.58	

Officials

Name	Function
FILGAS Rostislav (CZE)	Referee
KHADJEH NOURI Asis (GER)	Referee
LYNETTE MAYES Denise (GBR)	Referee
CORSI Cristian (ITA)	Referee
INAZAWA Yoshikazu (JPN)	Referee
SINKINS Sergejs (LAT)	Referee
DACEVICIENE Daiva (LTU)	Referee
CHE Yao (CHN)	Referee
KONURY Tomasz (POL)	Referee
PETRE Mihai (ROU)	Referee
ABREAU Miguel (ESP)	Referee
WILDER Ekaterina (USA)	Referee

Legend:

CP Choreography and presentation
TQ Technical Quality

MM Movement to music

PS Partnering skill

Timing and Results provided by Tissot



First Round Ranking

As of SAT 9 AUG 2025

Rank	Name	NOC Code	Walz	Tango	Viennese Waltz	Slow Foxtrot	Quickstep	Total	Remark
1	GLUKHOV Alexey GLAZUNOVA Anastasia	MDA	38.50	38.58	38.50	38.58	38.67	192.84	Q
2	COJOC Rares MATEI Andreea	ROU	37.58	37.83	37.92	38.00	38.08	189.42	Q
3	MYCKA Dariusz FREIBERGA Madara	POL	37.08	37.17	37.08	37.33	37.25	185.91	Q
4	SHURIN Vadim MESHKOVA Anastasia	LAT	36.50	36.92	36.83	36.92	36.92	184.08	Q
5	KALASHNIKOV Georgy GRIGORE Daria	ROU	36.25	36.87	36.58	36.95	37.03	183.68	Q
6	ROCCATTI Andrea MOZDYNIWICZ Julia Maria	ITA	36.00	36.17	35.92	36.08	36.08	180.25	Q
7	SEIKAUSKAS Simonas NORUSAITE Liucija	LTU	34.83	35.25	35.08	35.08	35.42	175.67	Q
8	SZKUTNIK Bartlomiej BRYCHCY Agata	POL	34.83	34.75	35.17	34.75	34.75	174.25	Q
9	TAN Ran ZHOU Xinning	CHN	34.50	34.67	34.33	34.50	35.08	173.08	Q
10	KOZHEVNIKOV Vladislav METELITSA Eleonora	ISR	34.42	34.50	34.33	34.58	34.33	172.16	Q
11	GRULA Dusan CRAGNOLINI Giada	SVK	34.33	34.42	34.17	34.58	34.42	171.92	Q
12	ROTAR Ilia BARJABIN Silvia Susanne	EST	34.50	34.00	34.08	34.25	34.42	171.25	Q
13	CANNISTRARO Emanuele LUBIANETSKA Anna	UKR	34.00	34.17	34.08	34.33	33.92	170.50	Q
14	DOBRECOVS Romans LEVCHENKO Violetta	LAT	33.83	34.08	33.75	34.00	33.92	169.58	Q
15	ANIKEEV Nikita KOKOTOVA Elina	AIN	33.83	34.00	33.83	33.92	33.58	169.17	
16	BURNEIKIS Karolis LAX Fabien	GER	33.83	33.42	33.75	33.92	34.08	169.00	
17	del GAONE Matteo UTKINA Ekaterina	ITA	34.08	33.42	33.42	33.83	33.75	168.50	
18	XU Ziyin YAN Xinru	CHN	33.42	33.75	33.33	33.50	33.42	167.42	
19	XIE Ziang SHAO Yawen	CHN	33.33	33.42	33.25	33.00	33.17	166.17	

Timing and Results provided by Tissot



First Round Ranking

As of SAT 9 AUG 2025

Rank	Name	NOC Code	Walz	Tango	Viennese Waltz	Slow Foxtrot	Quickstep	Total	Remark
20	ZIV Mark ODIKADZE Marika	ISR	33.17	33.42	33.00	33.08	33.00	165.67	
21	WILLIAMSON Earle MYSHKO Veronika	UKR	32.75	32.58	32.55	32.58	32.92	163.39	
22	KIM Kihwan PARK Ye Rang	KOR	31.33	31.17	31.25	31.75	31.50	157.00	
23	BEZUKLADNIKOV Egor LEE Irene	USA	30.67	30.75	30.50	30.17	30.25	152.33	

Legend:

Q Qualified

Timing and Results provided by Tissot



Start List

As of FRI 8 AUG 2025

Bib	Name	NOC Code
10	ANIKEEV N/KOKOTOVA E	AIN
11	BEZUKLADNIKOV E/LEE I	USA
12	BURNEIKIS K/LAX F	GER
13	CANNISTRARO E/LUBIANETSKA A	UKR
14	COJOC R/MATEI A	ROU
15	del GAONE M/UTKINA E	ITA
16	DOBRECOVS R/LEVCHENKO V	LAT
17	GLUKHOV A/GLAZUNOVA A	MDA
18	GRULA D/CRAGNOLINI G	SVK
19	KALASHNIKOV G/GRIGORE D	ROU
20	KOZHEVNIKOV V/METELITSA E	ISR
21	MYCKA D/FREIBERGA M	POL
22	KIM K/PARK YR	KOR
23	ROCCATTI A/MOZDYNIWICZ JM	ITA
24	ROTAR I/BARJABIN SS	EST
25	SEIKAUSKAS S/NORUSAITE L	LTU
26	SHURIN V/MESHKOVA A	LAT
27	SZKUTNIK B/BRYCHCY A	POL
28	TAN R/ZHOU X	CHN
29	WILLIAMSON E/MYSHKO V	UKR
30	XIE Z/SHAO Y	CHN
31	XU Z/YAN X	CHN
33	ZIV M/ODIKADZE M	ISR

Officials

Name	Function
FILGAS Rostislav (CZE)	Referee
KHADJEH NOURI Asis (GER)	Referee
LYNETTE MAYES Denise (GBR)	Referee
CORSI Cristian (ITA)	Referee
INAZAWA Yoshikazu (JPN)	Referee
SINKINS Sergejs (LAT)	Referee
DACEVICIENE Daiva (LTU)	Referee
CHE Yao (CHN)	Referee
KONURY Tomasz (POL)	Referee
PETRE Mihai (ROU)	Referee
ABREAU Miguel (ESP)	Referee
WILDER Ekaterina (USA)	Referee



Results

Rank	Bib	Name	NOC Code	TQ	MM	PS	CP	Dance Total	Remark
1	17	GLUKHOV A/GLAZUNOVA A	MDA	9.67	9.58	9.67	9.58	38.50	
2	14	COJOC R/MATEI A	ROU	9.50	9.29	9.50	9.29	37.58	
3	21	MYCKA D/FREIBERGA M	POL	9.29	9.25	9.29	9.25	37.08	
4	26	SHURIN V/MESHKOVA A	LAT	9.17	9.08	9.17	9.08	36.50	
5	19	KALASHNIKOV G/GRIGORE D	ROU	9.04	9.08	9.04	9.08	36.25	
6	23	ROCCATTI A/MOZDYNIEWICZ JM	ITA	9.08	8.92	9.08	8.92	36.00	
7-8	25	SEIKAUSKAS S/NORUSAITE L	LTU	8.63	8.79	8.63	8.79	34.83	
7-8	27	SZKUTNIK B/BRYCHCY A	POL	8.67	8.75	8.67	8.75	34.83	
9-10	24	ROTAR I/BARJABIN SS	EST	8.50	8.75	8.50	8.75	34.50	
9-10	28	TAN R/ZHOU X	CHN	8.67	8.58	8.67	8.58	34.50	
11	20	KOZHEVNIKOV V/METELITSA E	ISR	8.75	8.46	8.75	8.46	34.42	
12	18	GRULA D/CRAGNOLINI G	SVK	8.63	8.54	8.63	8.54	34.33	
13	15	del GAONE M/UTKINA E	ITA	8.46	8.58	8.46	8.58	34.08	
14	13	CANNISTRARO E/LUBIANETSKA A	UKR	8.54	8.46	8.54	8.46	34.00	
15-17	10	ANIKEEV N/KOKOTOVA E	AIN	8.29	8.63	8.29	8.63	33.83	
15-17	12	BURNEIKIS K/LAX F	GER	8.38	8.54	8.38	8.54	33.83	
15-17	16	DOBRECOVS R/LEVCHENKO V	LAT	8.54	8.38	8.54	8.38	33.83	
18	31	XU Z/YAN X	CHN	8.29	8.42	8.29	8.42	33.42	
19	30	XIE Z/SHAO Y	CHN	8.29	8.38	8.29	8.38	33.33	
20	33	ZIV M/ODIKADZE M	ISR	8.25	8.33	8.25	8.33	33.17	
21	29	WILLIAMSON E/MYSHKO V	UKR	8.13	8.25	8.13	8.25	32.75	
22	22	KIM K/PARK YR	KOR	7.79	7.88	7.79	7.88	31.33	
23	11	BEZUKLADNIKOV E/LEE I	USA	7.71	7.63	7.71	7.63	30.67	

Officials

Name	Function
FILGAS Rostislav (CZE)	Referee
KHADJEH NOURI Asis (GER)	Referee
LYNETTE MAYES Denise (GBR)	Referee
CORSI Cristian (ITA)	Referee
INAZAWA Yoshikazu (JPN)	Referee
SINKINS Sergejs (LAT)	Referee
DACEVICIENE Daiva (LTU)	Referee
CHE Yao (CHN)	Referee
KONURY Tomasz (POL)	Referee
PETRE Mihai (ROU)	Referee
ABREAU Miguel (ESP)	Referee
WILDER Ekaterina (USA)	Referee

Legend:

CP Choreography and presentation
TQ Technical Quality

MM Movement to music

PS Partnering skill

Timing and Results provided by Tissot



Start List

As of SAT 9 AUG 2025

Bib	Name	NOC Code
10	ANIKEEV N/KOKOTOVA E	AIN
11	BEZUKLADNIKOV E/LEE I	USA
12	BURNEIKIS K/LAX F	GER
13	CANNISTRARO E/LUBIANETSKA A	UKR
14	COJOC R/MATEI A	ROU
15	del GAONE M/UTKINA E	ITA
16	DOBRECOVS R/LEVCHENKO V	LAT
17	GLUKHOV A/GLAZUNOVA A	MDA
18	GRULA D/CRAGNOLINI G	SVK
19	KALASHNIKOV G/GRIGORE D	ROU
20	KOZHEVNIKOV V/METELITSA E	ISR
21	MYCKA D/FREIBERGA M	POL
22	KIM K/PARK YR	KOR
23	ROCCATTI A/MOZDYNIEWICZ JM	ITA
24	ROTAR I/BARJABIN SS	EST
25	SEIKAUSKAS S/NORUSAITE L	LTU
26	SHURIN V/MESHKOVA A	LAT
27	SZKUTNIK B/BRYCHCY A	POL
28	TAN R/ZHOU X	CHN
29	WILLIAMSON E/MYSHKO V	UKR
30	XIE Z/SHAO Y	CHN
31	XU Z/YAN X	CHN
33	ZIV M/ODIKADZE M	ISR

Officials

Name	Function
FILGAS Rostislav (CZE)	Referee
KHADJEH NOURI Asis (GER)	Referee
LYNETTE MAYES Denise (GBR)	Referee
CORSI Cristian (ITA)	Referee
INAZAWA Yoshikazu (JPN)	Referee
SINKINS Sergejs (LAT)	Referee
DACKEVICIENE Daiva (LTU)	Referee
CHE Yao (CHN)	Referee
KONURY Tomasz (POL)	Referee
PETRE Mihai (ROU)	Referee
ABREAU Miguel (ESP)	Referee
WILDER Ekaterina (USA)	Referee



Results

Rank	Bib	Name	NOC Code	TQ	MM	PS	CP	Dance Total	Remark
1	17	GLUKHOV A/GLAZUNOVA A	MDA	9.67	9.63	9.67	9.63	38.58	
2	14	COJOC R/MATEI A	ROU	9.54	9.38	9.54	9.38	37.83	
3	21	MYCKA D/FREIBERGA M	POL	9.33	9.25	9.33	9.25	37.17	
4	26	SHURIN V/MESHKOVA A	LAT	9.38	9.08	9.38	9.08	36.92	
5	19	KALASHNIKOV G/GRIGORE D	ROU	9.35	9.08	9.35	9.08	36.87	
6	23	ROCCATTI A/MOZDYNIEWICZ JM	ITA	9.08	9.00	9.08	9.00	36.17	
7	25	SEIKAUSKAS S/NORUSAITE L	LTU	8.71	8.92	8.71	8.92	35.25	
8	27	SZKUTNIK B/BRYCHCY A	POL	8.54	8.83	8.54	8.83	34.75	
9	28	TAN R/ZHOU X	CHN	8.71	8.63	8.71	8.63	34.67	
10	20	KOZHEVNIKOV V/METELITSA E	ISR	8.71	8.54	8.71	8.54	34.50	
11	18	GRULA D/CRAGNOLINI G	SVK	8.67	8.54	8.67	8.54	34.42	
12	13	CANNISTRARO E/LUBIANETSKA A	UKR	8.58	8.50	8.58	8.50	34.17	
13	16	DOBRECOVS R/LEVCHENKO V	LAT	8.58	8.46	8.58	8.46	34.08	
14-15	10	ANIKEEV N/KOKOTOVA E	AIN	8.42	8.58	8.42	8.58	34.00	
14-15	24	ROTAR I/BARJABIN SS	EST	8.46	8.54	8.46	8.54	34.00	
16	31	XU Z/YAN X	CHN	8.42	8.46	8.42	8.46	33.75	
17	30	XIE Z/SHAO Y	CHN	8.29	8.42	8.29	8.42	33.42	
18-20	12	BURNEIKIS K/LAX F	GER	8.33	8.38	8.33	8.38	33.42	
18-20	15	del GAONE M/UTKINA E	ITA	8.38	8.33	8.38	8.33	33.42	
18-20	33	ZIV M/ODIKADZE M	ISR	8.33	8.38	8.33	8.38	33.42	
21	29	WILLIAMSON E/MYSHKO V	UKR	8.13	8.17	8.13	8.17	32.58	
22	22	KIM K/PARK YR	KOR	7.63	7.96	7.63	7.96	31.17	
23	11	BEZUKLADNIKOV E/LEE I	USA	7.71	7.67	7.71	7.67	30.75	

Officials

Name	Function
FILGAS Rostislav (CZE)	Referee
KHADJEH NOURI Asis (GER)	Referee
LYNETTE MAYES Denise (GBR)	Referee
CORSI Cristian (ITA)	Referee
INAZAWA Yoshikazu (JPN)	Referee
SINKINS Sergejs (LAT)	Referee
DACEVICIENE Daiva (LTU)	Referee
CHE Yao (CHN)	Referee
KONURY Tomasz (POL)	Referee
PETRE Mihai (ROU)	Referee
ABREAU Miguel (ESP)	Referee
WILDER Ekaterina (USA)	Referee

Legend:

CP Choreography and presentation
TQ Technical Quality

MM Movement to music

PS Partnering skill

Timing and Results provided by Tissot



Start List

As of SAT 9 AUG 2025

Bib	Name	NOC Code
10	ANIKEEV N/KOKOTOVA E	AIN
11	BEZUKLADNIKOV E/LEE I	USA
12	BURNEIKIS K/LAX F	GER
13	CANNISTRARO E/LUBIANETSKA A	UKR
14	COJOC R/MATEI A	ROU
15	del GAONE M/UTKINA E	ITA
16	DOBRECOVS R/LEVCHENKO V	LAT
17	GLUKHOV A/GLAZUNOVA A	MDA
18	GRULA D/CRAGNOLINI G	SVK
19	KALASHNIKOV G/GRIGORE D	ROU
20	KOZHEVNIKOV V/METELITSA E	ISR
21	MYCKA D/FREIBERGA M	POL
22	KIM K/PARK YR	KOR
23	ROCCATTI A/MOZDYNIEWICZ JM	ITA
24	ROTAR I/BARJABIN SS	EST
25	SEIKAUSKAS S/NORUSAITE L	LTU
26	SHURIN V/MESHKOVA A	LAT
27	SZKUTNIK B/BRYCHCY A	POL
28	TAN R/ZHOU X	CHN
29	WILLIAMSON E/MYSHKO V	UKR
30	XIE Z/SHAO Y	CHN
31	XU Z/YAN X	CHN
33	ZIV M/ODIKADZE M	ISR

Officials

Name	Function
FILGAS Rostislav (CZE)	Referee
KHADJEH NOURI Asis (GER)	Referee
LYNETTE MAYES Denise (GBR)	Referee
CORSI Cristian (ITA)	Referee
INAZAWA Yoshikazu (JPN)	Referee
SINKINS Sergejs (LAT)	Referee
DACEVICIENE Daiva (LTU)	Referee
CHE Yao (CHN)	Referee
KONURY Tomasz (POL)	Referee
PETRE Mihai (ROU)	Referee
ABREAU Miguel (ESP)	Referee
WILDER Ekaterina (USA)	Referee



Results

Rank	Bib	Name	NOC Code	TQ	MM	PS	CP	Dance Total	Remark
1	17	GLUKHOV A/GLAZUNOVA A	MDA	9.67	9.58	9.67	9.58	38.50	
2	14	COJOC R/MATEI A	ROU	9.54	9.42	9.54	9.42	37.92	
3	21	MYCKA D/FREIBERGA M	POL	9.33	9.21	9.33	9.21	37.08	
4	26	SHURIN V/MESHKOVA A	LAT	9.38	9.04	9.38	9.04	36.83	
5	19	KALASHNIKOV G/GRIGORE D	ROU	9.17	9.13	9.17	9.13	36.58	
6	23	ROCCATTI A/MOZDYNIEWICZ JM	ITA	9.08	8.88	9.08	8.88	35.92	
7	27	SZKUTNIK B/BRYCHCY A	POL	8.67	8.92	8.67	8.92	35.17	
8	25	SEIKAUSKAS S/NORUSAITE L	LTU	8.67	8.88	8.67	8.88	35.08	
9	28	TAN R/ZHOU X	CHN	8.67	8.50	8.67	8.50	34.33	
10	20	KOZHEVNIKOV V/METELITSA E	ISR	8.71	8.46	8.71	8.46	34.33	
11	18	GRULA D/CRAGNOLINI G	SVK	8.54	8.54	8.54	8.54	34.17	
12	24	ROTAR I/BARJABIN SS	EST	8.54	8.50	8.54	8.50	34.08	
13	13	CANNISTRARO E/LUBIANETSKA A	UKR	8.58	8.46	8.58	8.46	34.08	
14	10	ANIKEEV N/KOKOTOVA E	AIN	8.42	8.50	8.42	8.50	33.83	
15-16	12	BURNEIKIS K/LAX F	GER	8.33	8.54	8.33	8.54	33.75	
15-16	16	DOBRECOVS R/LEVCHENKO V	LAT	8.50	8.38	8.50	8.38	33.75	
17	15	del GAONE M/UTKINA E	ITA	8.33	8.38	8.33	8.38	33.42	
18	31	XU Z/YAN X	CHN	8.29	8.38	8.29	8.38	33.33	
19	30	XIE Z/SHAO Y	CHN	8.29	8.33	8.29	8.33	33.25	
20	33	ZIV M/ODIKADZE M	ISR	8.25	8.25	8.25	8.25	33.00	
21	29	WILLIAMSON E/MYSHKO V	UKR	8.15	8.13	8.15	8.13	32.55	
22	22	KIM K/PARK YR	KOR	7.71	7.92	7.71	7.92	31.25	
23	11	BEZUKLADNIKOV E/LEE I	USA	7.58	7.67	7.58	7.67	30.50	

Officials

Name	Function
FILGAS Rostislav (CZE)	Referee
KHADJEH NOURI Asis (GER)	Referee
LYNETTE MAYES Denise (GBR)	Referee
CORSI Cristian (ITA)	Referee
INAZAWA Yoshikazu (JPN)	Referee
SINKINS Sergejs (LAT)	Referee
DACEVICIENE Daiva (LTU)	Referee
CHE Yao (CHN)	Referee
KONURY Tomasz (POL)	Referee
PETRE Mihai (ROU)	Referee
ABREAU Miguel (ESP)	Referee
WILDER Ekaterina (USA)	Referee

Legend:

CP Choreography and presentation
TQ Technical Quality

MM Movement to music

PS Partnering skill

Timing and Results provided by Tissot



Start List

As of SAT 9 AUG 2025

Bib	Name	NOC Code
10	ANIKEEV N/KOKOTOVA E	AIN
11	BEZUKLADNIKOV E/LEE I	USA
12	BURNEIKIS K/LAX F	GER
13	CANNISTRARO E/LUBIANETSKA A	UKR
14	COJOC R/MATEI A	ROU
15	del GAONE M/UTKINA E	ITA
16	DOBRECOVS R/LEVCHENKO V	LAT
17	GLUKHOV A/GLAZUNOVA A	MDA
18	GRULA D/CRAGNOLINI G	SVK
19	KALASHNIKOV G/GRIGORE D	ROU
20	KOZHEVNIKOV V/METELITSA E	ISR
21	MYCKA D/FREIBERGA M	POL
22	KIM K/PARK YR	KOR
23	ROCCATTI A/MOZDYNIEWICZ JM	ITA
24	ROTAR I/BARJABIN SS	EST
25	SEIKAUSKAS S/NORUSAITE L	LTU
26	SHURIN V/MESHKOVA A	LAT
27	SZKUTNIK B/BRYCHCY A	POL
28	TAN R/ZHOU X	CHN
29	WILLIAMSON E/MYSHKO V	UKR
30	XIE Z/SHAO Y	CHN
31	XU Z/YAN X	CHN
33	ZIV M/ODIKADZE M	ISR

Officials

Name	Function
FILGAS Rostislav (CZE)	Referee
KHADJEH NOURI Asis (GER)	Referee
LYNETTE MAYES Denise (GBR)	Referee
CORSI Cristian (ITA)	Referee
INAZAWA Yoshikazu (JPN)	Referee
SINKINS Sergejs (LAT)	Referee
DACKEVICIENE Daiva (LTU)	Referee
CHE Yao (CHN)	Referee
KONURY Tomasz (POL)	Referee
PETRE Mihai (ROU)	Referee
ABREAU Miguel (ESP)	Referee
WILDER Ekaterina (USA)	Referee



Results

Rank	Bib	Name	NOC Code	TQ	MM	PS	CP	Dance Total	Remark
1	17	GLUKHOV A/GLAZUNOVA A	MDA	9.67	9.63	9.67	9.63	38.58	
2	14	COJOC R/MATEI A	ROU	9.54	9.46	9.54	9.46	38.00	
3	21	MYCKA D/FREIBERGA M	POL	9.33	9.33	9.33	9.33	37.33	
4	19	KALASHNIKOV G/GRIGORE D	ROU	9.35	9.13	9.35	9.13	36.95	
5	26	SHURIN V/MESHKOVA A	LAT	9.33	9.13	9.33	9.13	36.92	
6	23	ROCCATTI A/MOZDYNIOWICZ JM	ITA	9.13	8.92	9.13	8.92	36.08	
7	25	SEIKAUSKAS S/NORUSAITE L	LTU	8.71	8.83	8.71	8.83	35.08	
8	27	SZKUTNIK B/BRYCHCY A	POL	8.58	8.79	8.58	8.79	34.75	
9	18	GRULA D/CRAGNOLINI G	SVK	8.67	8.63	8.67	8.63	34.58	
10	20	KOZHEVNIKOV V/METELITSA E	ISR	8.71	8.58	8.71	8.58	34.58	
11	28	TAN R/ZHOU X	CHN	8.75	8.50	8.75	8.50	34.50	
12	13	CANNISTRARO E/LUBIANETSKA A	UKR	8.54	8.63	8.54	8.63	34.33	
13	24	ROTAR I/BARJABIN SS	EST	8.50	8.63	8.50	8.63	34.25	
14	16	DOBRECOVS R/LEVCHENKO V	LAT	8.54	8.46	8.54	8.46	34.00	
15	10	ANIKEEV N/KOKOTOVA E	AIN	8.42	8.54	8.42	8.54	33.92	
16	12	BURNEIKIS K/LAX F	GER	8.50	8.46	8.50	8.46	33.92	
17	15	del GAONE M/UTKINA E	ITA	8.46	8.46	8.46	8.46	33.83	
18	31	XU Z/YAN X	CHN	8.42	8.33	8.42	8.33	33.50	
19	33	ZIV M/ODIKADZE M	ISR	8.29	8.25	8.29	8.25	33.08	
20	30	XIE Z/SHAO Y	CHN	8.29	8.21	8.29	8.21	33.00	
21	29	WILLIAMSON E/MYSHKO V	UKR	8.13	8.17	8.13	8.17	32.58	
22	22	KIM K/PARK YR	KOR	7.92	7.96	7.92	7.96	31.75	
23	11	BEZUKLADNIKOV E/LEE I	USA	7.54	7.54	7.54	7.54	30.17	

Officials

Name	Function
FILGAS Rostislav (CZE)	Referee
KHADJEH NOURI Asis (GER)	Referee
LYNETTE MAYES Denise (GBR)	Referee
CORSI Cristian (ITA)	Referee
INAZAWA Yoshikazu (JPN)	Referee
SINKINS Sergejs (LAT)	Referee
DACEVICIENE Daiva (LTU)	Referee
CHE Yao (CHN)	Referee
KONURY Tomasz (POL)	Referee
PETRE Mihai (ROU)	Referee
ABREAU Miguel (ESP)	Referee
WILDER Ekaterina (USA)	Referee

Legend:

CP Choreography and presentation
TQ Technical Quality

MM Movement to music

PS Partnering skill

Timing and Results provided by Tissot



Start List

As of SAT 9 AUG 2025

Bib	Name	NOC Code
10	ANIKEEV N/KOKOTOVA E	AIN
11	BEZUKLADNIKOV E/LEE I	USA
12	BURNEIKIS K/LAX F	GER
13	CANNISTRARO E/LUBIANETSKA A	UKR
14	COJOC R/MATEI A	ROU
15	del GAONE M/UTKINA E	ITA
16	DOBRECOVS R/LEVCHENKO V	LAT
17	GLUKHOV A/GLAZUNOVA A	MDA
18	GRULA D/CRAGNOLINI G	SVK
19	KALASHNIKOV G/GRIGORE D	ROU
20	KOZHEVNIKOV V/METELITSA E	ISR
21	MYCKA D/FREIBERGA M	POL
22	KIM K/PARK YR	KOR
23	ROCCATTI A/MOZDYNIEWICZ JM	ITA
24	ROTAR I/BARJABIN SS	EST
25	SEIKAUSKAS S/NORUSAITE L	LTU
26	SHURIN V/MESHKOVA A	LAT
27	SZKUTNIK B/BRYCHCY A	POL
28	TAN R/ZHOU X	CHN
29	WILLIAMSON E/MYSHKO V	UKR
30	XIE Z/SHAO Y	CHN
31	XU Z/YAN X	CHN
33	ZIV M/ODIKADZE M	ISR

Officials

Name	Function
FILGAS Rostislav (CZE)	Referee
KHADJEH NOURI Asis (GER)	Referee
LYNETTE MAYES Denise (GBR)	Referee
CORSI Cristian (ITA)	Referee
INAZAWA Yoshikazu (JPN)	Referee
SINKINS Sergejs (LAT)	Referee
DACKEVICIENE Daiva (LTU)	Referee
CHE Yao (CHN)	Referee
KONURY Tomasz (POL)	Referee
PETRE Mihai (ROU)	Referee
ABREAU Miguel (ESP)	Referee
WILDER Ekaterina (USA)	Referee



SAT 9 AUG 2025
Start Time: 18:39

Results

Rank	Bib	Name	NOC Code	TQ	MM	PS	CP	Dance Total	Remark
1	17	GLUKHOV A/GLAZUNOVA A	MDA	9.67	9.67	9.67	9.67	38.67	
2	14	COJOC R/MATEI A	ROU	9.54	9.50	9.54	9.50	38.08	
3	21	MYCKA D/FREIBERGA M	POL	9.33	9.29	9.33	9.29	37.25	
4	19	KALASHNIKOV G/GRIGORE D	ROU	9.35	9.17	9.35	9.17	37.03	
5	26	SHURIN V/MESHKOVA A	LAT	9.38	9.08	9.38	9.08	36.92	
6	23	ROCCATTI A/MOZDYNIEWICZ JM	ITA	9.08	8.96	9.08	8.96	36.08	
7	25	SEIKAUSKAS S/NORUSAITE L	LTU	8.79	8.92	8.79	8.92	35.42	
8	28	TAN R/ZHOU X	CHN	8.88	8.67	8.88	8.67	35.08	
9	27	SZKUTNIK B/BRYCHCY A	POL	8.54	8.83	8.54	8.83	34.75	
10-11	18	GRULA D/CRAGNOLINI G	SVK	8.63	8.58	8.63	8.58	34.42	
10-11	24	ROTAR I/BARJABIN SS	EST	8.58	8.63	8.58	8.63	34.42	
12	20	KOZHEVNIKOV V/METELITSA E	ISR	8.71	8.46	8.71	8.46	34.33	
13	12	BURNEIKIS K/LAX F	GER	8.58	8.46	8.58	8.46	34.08	
14-15	13	CANNISTRARO E/LUBIANETSKA A	UKR	8.58	8.38	8.58	8.38	33.92	
14-15	16	DOBRECOVS R/LEVCHENKO V	LAT	8.63	8.33	8.63	8.33	33.92	
16	15	del GAONE M/UTKINA E	ITA	8.50	8.38	8.50	8.38	33.75	
17	10	ANIKEEV N/KOKOTOVA E	AIN	8.42	8.38	8.42	8.38	33.58	
18	31	XU Z/YAN X	CHN	8.25	8.46	8.25	8.46	33.42	
19	30	XIE Z/SHAO Y	CHN	8.25	8.33	8.25	8.33	33.17	
20	33	ZIV M/ODIKADZE M	ISR	8.33	8.17	8.33	8.17	33.00	
21	29	WILLIAMSON E/MYSHKO V	UKR	8.17	8.29	8.17	8.29	32.92	
22	22	KIM K/PARK YR	KOR	7.79	7.96	7.79	7.96	31.50	
23	11	BEZUKLADNIKOV E/LEE I	USA	7.58	7.54	7.58	7.54	30.25	

Officials

Name	Function
FILGAS Rostislav (CZE)	Referee
KHADJEH NOURI Asis (GER)	Referee
LYNETTE MAYES Denise (GBR)	Referee
CORSI Cristian (ITA)	Referee
INAZAWA Yoshikazu (JPN)	Referee
SINKINS Sergejs (LAT)	Referee
DACEVICIENE Daiva (LTU)	Referee
CHE Yao (CHN)	Referee
KONURY Tomasz (POL)	Referee
PETRE Mihai (ROU)	Referee
ABREAU Miguel (ESP)	Referee
WILDER Ekaterina (USA)	Referee

Legend:

CP Choreography and presentation
TQ Technical Quality

MM Movement to music

PS Partnering skill

Timing and Results provided by Tissot



TWG
2025
CHENGDU



DANCESPORT

Latin



Entry List by Event

As of THU 7 AUG 2025

NOC	Name	Gender	Date of Birth
CHN - People's Republic of China	DU Yujun	Female	7 OCT 1993
	HUO Zitong	Female	6 AUG 1997
	SHAO Huinan	Male	26 OCT 1994
	YAN Bangbang	Male	5 MAR 1994
	YU Qiufan	Female	29 AUG 1996
	YU Zhengmin	Male	20 OCT 1997
CZE - Czechia	GAL Tomas	Male	26 JAN 1990
	KARASKOVA Sabina	Female	4 SEP 1989
	KUCEROVA Tereza	Female	7 MAR 1993
	LIPOWSKI Jakub	Male	2 OCT 1993
DEN - Denmark	FUNCH Mie	Female	17 AUG 1996
	KONDRATENKO Egor	Male	4 APR 1996
ESP - Spain	ILLES Diandra	Female	3 MAY 1997
	PASCUAL INIESTA Guillem	Male	16 MAY 1989
EST - Estonia	FIGURENKO Polina	Female	26 JUL 2002
	GORODILOV Konstantin	Male	15 MAR 1991
FRA - France	BAUDOUX Florian	Male	22 MAY 2001
	SADOWSKA Natalia	Female	20 DEC 2001
	SALIKHOVA Elena	Female	9 APR 1993
	SCHMITT Charles	Male	24 MAR 1990
GER - Germany	BALAN Marius	Male	20 FEB 1991
	BALANDIN Artur	Male	7 JUN 1993
	DUMITRESCU Razvan	Male	29 JUL 1995
	JOOS Jacky	Female	8 FEB 1997
	MOSHENSKA Khrystyna	Female	26 MAY 1990
	SALITA Anna	Female	17 MAY 1992
HUN - Hungary	HIDI Balazs	Male	7 OCT 1996
	KIS Violetta	Female	16 JUN 1994
ISR - Israel	KOROBCHENKO Alexey	Male	30 SEP 1998
	ODIKADZE Liana	Female	30 SEP 1997
	PUSTORNAKOVA Elizaveta	Female	27 DEC 2000
	ZVENIATSKY Tomer	Male	31 AUG 2000
ITA - Italy	BOLZONI Andrea	Male	19 JUN 1992
	BREZZO Federica	Female	16 MAY 1994
	MARITAN Michelle	Female	9 NOV 2001
	PONTARELLI Cristian	Male	2 SEP 1990
	RAZHEVA Anastasia	Female	20 FEB 1995
	TESTA Eric	Male	12 AUG 1992



Entry List by Event

As of THU 7 AUG 2025

NOC	Name	Gender	Date of Birth
LAT - Latvia	MORITE Megija Dana	Female	3 FEB 1999
	TORREMADE Vincenc	Male	27 JUN 1998
POL - Poland	LEWANDOWSKI Bartosz	Male	11 JUN 1998
	WALACHOWSKA Anna	Female	1 FEB 1997
ROU - Romania	ILCO Daniela Alexandra	Female	13 NOV 2004
	IONESCU Tudor-Andrei	Male	18 NOV 2002
	MICULESCU Ionut Alexandru	Male	1 OCT 1996
	PACURAR Andra	Female	9 MAY 1997
USA - United States of America	ALGADAEV Kairat	Male	17 MAR 1999
	SELEZNYOV Julia	Female	17 APR 2002



Medallists

As of FRI 8 AUG 2025

Medal	NOC	Name
GOLD	GER - Germany	BALAN Marius MOSHENSKA Khrystyna
SILVER	FRA - France	SCHMITT Charles SALIKHOVA Elena
BRONZE	ESP - Spain	PASCUAL INIESTA Guillem ILLES Diandra



Final Ranking

As of FRI 8 AUG 2025

Rank	Name	NOC Code	Samba	Cha Cha Cha	Rumba	Paso Doble	Jive	Total	Remark
1	MOSHENSKA Khrystyna BALAN Marius	GER	39.29	39.00	39.33	38.83	39.25	195.71	
2	SALIKHOVA Elena SCHMITT Charles	FRA	38.92	38.75	38.92	38.83	38.58	194.00	
3	ILLES Diandra PASCUAL INIESTA Guillem	ESP	37.83	37.58	37.88	37.83	37.33	188.46	
4	DU Yujun YAN Bangbang	CHN	37.67	37.17	37.71	37.08	37.33	186.96	
5	PACURAR Andra MICULESCU Ionut Alexandru	ROU	37.08	36.58	37.08	37.00	36.58	184.34	
6	FIGURENKO Polina GORODILOV Konstantin	EST	36.75	35.92	36.79	36.17	36.25	181.88	



Start List

As of FRI 8 AUG 2025

Bib	Name	NOC Code
11	BALAN M/MOSHENSKA K	GER
16	GORODILOV K/FIGURENKO P	EST
23	MICULESCU IA/PACURAR A	ROU
25	PASCUAL INIESTA G/ILLES D	ESP
27	SCHMITT C/SALIKHOVA E	FRA
31	YAN B/DU Y	CHN

Officials

Name	Function
FILGAS Rostislav (CZE)	Referee
KHADJEH NOURI Asis (GER)	Referee
LYNETTE MAYES Denise (GBR)	Referee
CORSI Cristian (ITA)	Referee
INAZAWA Yoshikazu (JPN)	Referee
SINKINS Sergejs (LAT)	Referee
DACEVICIENE Daiva (LTU)	Referee
CHE Yao (CHN)	Referee
KONURY Tomasz (POL)	Referee
PETRE Mihai (ROU)	Referee
ABREAU Miguel (ESP)	Referee
WILDER Ekaterina (USA)	Referee



FRI 8 AUG 2025
Start Time: 20:30

Results

Rank	Bib	Name	NOC Code	TQ	MM	PS	CP	Dance Total	Remark
1	11	BALAN M/MOSHENSKA K	GER	9.75	9.75	9.75	9.75	39.00	
2	27	SCHMITT C/SALIKHOVA E	FRA	9.67	9.71	9.67	9.71	38.75	
3	25	PASCUAL INIESTA G/ILLES D	ESP	9.38	9.42	9.38	9.42	37.58	
4	31	YAN B/DU Y	CHN	9.29	9.29	9.29	9.29	37.17	
5	23	MICULESCU IA/PACURAR A	ROU	9.25	9.04	9.25	9.04	36.58	
6	16	GORODILOV K/FIGURENKO P	EST	9.00	8.96	9.00	8.96	35.92	

Officials

Name	Function
FILGAS Rostislav (CZE)	Referee
KHADJEH NOURI Asis (GER)	Referee
LYNETTE MAYES Denise (GBR)	Referee
CORSI Cristian (ITA)	Referee
INAZAWA Yoshikazu (JPN)	Referee
SINKINS Sergejs (LAT)	Referee
DACEVICIENE Daiva (LTU)	Referee
CHE Yao (CHN)	Referee
KONURY Tomasz (POL)	Referee
PETRE Mihai (ROU)	Referee
ABREAU Miguel (ESP)	Referee
WILDER Ekaterina (USA)	Referee

Legend:

CP Choreography and presentation
TQ Technical Quality

MM Movement to music

PS Partnering skill

Timing and Results provided by Tissot



Start List

As of FRI 8 AUG 2025

Bib	Name	NOC Code
27	SCHMITT C/SALIKHOVA E	FRA
11	BALAN M/MOSHENSKA K	GER
25	PASCUAL INIESTA G/ILLES D	ESP
16	GORODILOV K/FIGURENKO P	EST
31	YAN B/DU Y	CHN
23	MICULESCU IA/PACURAR A	ROU

Officials

Name	Function
FILGAS Rostislav (CZE)	Referee
KHADJEH NOURI Asis (GER)	Referee
LYNETTE MAYES Denise (GBR)	Referee
CORSI Cristian (ITA)	Referee
INAZAWA Yoshikazu (JPN)	Referee
SINKINS Sergejs (LAT)	Referee
DACEVICIENE Daiva (LTU)	Referee
CHE Yao (CHN)	Referee
KONURY Tomasz (POL)	Referee
PETRE Mihai (ROU)	Referee
ABREAU Miguel (ESP)	Referee
WILDER Ekaterina (USA)	Referee



Results

Rank	Bib	Name	NOC Code	TQ	MM	PS	CP	Dance Total	Remark
1	11	BALAN M/MOSHENSKA K	GER	9.83	9.79	9.83	9.83	39.29	
2	27	SCHMITT C/SALIKHOVA E	FRA	9.79	9.75	9.71	9.67	38.92	
3	25	PASCUAL INIESTA G/ILLES D	ESP	9.50	9.46	9.46	9.42	37.83	
4	31	YAN B/DU Y	CHN	9.42	9.38	9.46	9.42	37.67	
5	23	MICULESCU IA/PACURAR A	ROU	9.33	9.21	9.42	9.13	37.08	
6	16	GORODILOV K/FIGURENKO P	EST	9.21	9.13	9.17	9.25	36.75	

Officials

Name	Function
FILGAS Rostislav (CZE)	Referee
KHADJEH NOURI Asis (GER)	Referee
LYNETTE MAYES Denise (GBR)	Referee
CORSI Cristian (ITA)	Referee
INAZAWA Yoshikazu (JPN)	Referee
SINKINS Sergejs (LAT)	Referee
DACEVICIENE Daiva (LTU)	Referee
CHE Yao (CHN)	Referee
KONURY Tomasz (POL)	Referee
PETRE Mihai (ROU)	Referee
ABREAU Miguel (ESP)	Referee
WILDER Ekaterina (USA)	Referee

Legend:

CP Choreography and presentation
TQ Technical Quality

MM Movement to music

PS Partnering skill

Timing and Results provided by Tissot



Start List

As of FRI 8 AUG 2025

Bib	Name	NOC Code
11	BALAN M/MOSHENSKA K	GER
16	GORODILOV K/FIGURENKO P	EST
23	MICULESCU IA/PACURAR A	ROU
25	PASCUAL INIESTA G/ILLES D	ESP
27	SCHMITT C/SALIKHOVA E	FRA
31	YAN B/DU Y	CHN

Officials

Name	Function
FILGAS Rostislav (CZE)	Referee
KHADJEH NOURI Asis (GER)	Referee
LYNETTE MAYES Denise (GBR)	Referee
CORSI Cristian (ITA)	Referee
INAZAWA Yoshikazu (JPN)	Referee
SINKINS Sergejs (LAT)	Referee
DACEVICIENE Daiva (LTU)	Referee
CHE Yao (CHN)	Referee
KONURY Tomasz (POL)	Referee
PETRE Mihai (ROU)	Referee
ABREAU Miguel (ESP)	Referee
WILDER Ekaterina (USA)	Referee



Results

Rank	Bib	Name	NOC Code	TQ	MM	PS	CP	Dance Total	Remark
1-2	11	BALAN M/MOSHENSKA K	GER	9.71	9.71	9.71	9.71	38.83	
1-2	27	SCHMITT C/SALIKHOVA E	FRA	9.71	9.71	9.71	9.71	38.83	
3	25	PASCUAL INIESTA G/ILLES D	ESP	9.50	9.42	9.50	9.42	37.83	
4	31	YAN B/DU Y	CHN	9.25	9.29	9.25	9.29	37.08	
5	23	MICULESCU IA/PACURAR A	ROU	9.38	9.13	9.38	9.13	37.00	
6	16	GORODILOV K/FIGURENKO P	EST	9.04	9.04	9.04	9.04	36.17	

Officials

Name	Function
FILGAS Rostislav (CZE)	Referee
KHADJEH NOURI Asis (GER)	Referee
LYNETTE MAYES Denise (GBR)	Referee
CORSI Cristian (ITA)	Referee
INAZAWA Yoshikazu (JPN)	Referee
SINKINS Sergejs (LAT)	Referee
DACEVICIENE Daiva (LTU)	Referee
CHE Yao (CHN)	Referee
KONURY Tomasz (POL)	Referee
PETRE Mihai (ROU)	Referee
ABREAU Miguel (ESP)	Referee
WILDER Ekaterina (USA)	Referee

Legend:

CP Choreography and presentation
TQ Technical Quality

MM Movement to music

PS Partnering skill

Timing and Results provided by Tissot



Start List

As of FRI 8 AUG 2025

Bib	Name	NOC Code
11	BALAN M/MOSHENSKA K	GER
23	MICULESCU IA/PACURAR A	ROU
27	SCHMITT C/SALIKHOVA E	FRA
25	PASCUAL INIESTA G/ILLES D	ESP
16	GORODILOV K/FIGURENKO P	EST
31	YAN B/DU Y	CHN

Officials

Name	Function
FILGAS Rostislav (CZE)	Referee
KHADJEH NOURI Asis (GER)	Referee
LYNETTE MAYES Denise (GBR)	Referee
CORSI Cristian (ITA)	Referee
INAZAWA Yoshikazu (JPN)	Referee
SINKINS Sergejs (LAT)	Referee
DACEVICIENE Daiva (LTU)	Referee
CHE Yao (CHN)	Referee
KONURY Tomasz (POL)	Referee
PETRE Mihai (ROU)	Referee
ABREAU Miguel (ESP)	Referee
WILDER Ekaterina (USA)	Referee



Results

Rank	Bib	Name	NOC Code	TQ	MM	PS	CP	Dance Total	Remark
1	11	BALAN M/MOSHENSKA K	GER	9.79	9.88	9.83	9.83	39.33	
2	27	SCHMITT C/SALIKHOVA E	FRA	9.75	9.75	9.71	9.71	38.92	
3	25	PASCUAL INIESTA G/ILLES D	ESP	9.50	9.46	9.50	9.42	37.88	
4	31	YAN B/DU Y	CHN	9.42	9.46	9.42	9.42	37.71	
5	23	MICULESCU IA/PACURAR A	ROU	9.33	9.17	9.42	9.17	37.08	
6	16	GORODILOV K/FIGURENKO P	EST	9.21	9.17	9.29	9.13	36.79	

Officials

Name	Function
FILGAS Rostislav (CZE)	Referee
KHADJEH NOURI Asis (GER)	Referee
LYNETTE MAYES Denise (GBR)	Referee
CORSI Cristian (ITA)	Referee
INAZAWA Yoshikazu (JPN)	Referee
SINKINS Sergejs (LAT)	Referee
DACEVICIENE Daiva (LTU)	Referee
CHE Yao (CHN)	Referee
KONURY Tomasz (POL)	Referee
PETRE Mihai (ROU)	Referee
ABREAU Miguel (ESP)	Referee
WILDER Ekaterina (USA)	Referee

Legend:

CP Choreography and presentation
TQ Technical Quality

MM Movement to music

PS Partnering skill

Timing and Results provided by Tissot



Start List

As of FRI 8 AUG 2025

Bib	Name	NOC Code
11	BALAN M/MOSHENSKA K	GER
16	GORODILOV K/FIGURENKO P	EST
23	MICULESCU IA/PACURAR A	ROU
25	PASCUAL INIESTA G/ILLES D	ESP
27	SCHMITT C/SALIKHOVA E	FRA
31	YAN B/DU Y	CHN

Officials

Name	Function
FILGAS Rostislav (CZE)	Referee
KHADJEH NOURI Asis (GER)	Referee
LYNETTE MAYES Denise (GBR)	Referee
CORSI Cristian (ITA)	Referee
INAZAWA Yoshikazu (JPN)	Referee
SINKINS Sergejs (LAT)	Referee
DACEVICIENE Daiva (LTU)	Referee
CHE Yao (CHN)	Referee
KONURY Tomasz (POL)	Referee
PETRE Mihai (ROU)	Referee
ABREAU Miguel (ESP)	Referee
WILDER Ekaterina (USA)	Referee



Results

Rank	Bib	Name	NOC Code	TQ	MM	PS	CP	Dance Total	Remark
1	11	BALAN M/MOSHENSKA K	GER	9.83	9.79	9.83	9.79	39.25	
2	27	SCHMITT C/SALIKHOVA E	FRA	9.67	9.63	9.67	9.63	38.58	
3	31	YAN B/DU Y	CHN	9.38	9.29	9.38	9.29	37.33	
4	25	PASCUAL INIESTA G/ILLES D	ESP	9.33	9.33	9.33	9.33	37.33	
5	23	MICULESCU IA/PACURAR A	ROU	9.25	9.04	9.25	9.04	36.58	
6	16	GORODILOV K/FIGURENKO P	EST	9.13	9.00	9.13	9.00	36.25	

Officials

Name	Function
FILGAS Rostislav (CZE)	Referee
KHADJEH NOURI Asis (GER)	Referee
LYNETTE MAYES Denise (GBR)	Referee
CORSI Cristian (ITA)	Referee
INAZAWA Yoshikazu (JPN)	Referee
SINKINS Sergejs (LAT)	Referee
DACEVICIENE Daiva (LTU)	Referee
CHE Yao (CHN)	Referee
KONURY Tomasz (POL)	Referee
PETRE Mihai (ROU)	Referee
ABREAU Miguel (ESP)	Referee
WILDER Ekaterina (USA)	Referee

Legend:

CP Choreography and presentation
TQ Technical Quality

MM Movement to music

PS Partnering skill

Timing and Results provided by Tissot



Semifinals Ranking

As of FRI 8 AUG 2025

Rank	Name	NOC Code	Samba	Cha Cha	Rumba	Paso Doble	Jive	Total	Remark
1	MOSHENSKA Khrystyna BALAN Marius	GER	38.67	38.50	38.67	38.58	38.58	193.00	Q
2	SALIKHOVA Elena SCHMITT Charles	FRA	38.42	38.42	38.42	38.58	38.58	192.42	Q
3	ILLES Diandra PASCUAL INIESTA Guillem	ESP	37.75	37.75	37.58	37.83	37.67	188.58	Q
4	DU Yujun YAN Bangbang	CHN	37.33	37.33	37.25	37.33	37.42	186.67	Q
5	PACURAR Andra MICULESCU Ionut Alexandru	ROU	36.50	36.50	36.75	36.83	37.08	183.67	Q
6	FIGURENKO Polina GORODILOV Konstantin	EST	36.25	36.25	36.42	36.33	36.50	181.75	Q
7	KUCEROVA Tereza LIPOWSKI Jakub	CZE	36.00	35.83	36.00	35.92	35.92	179.66	
8	BREZZO Federica TESTA Eric	ITA	35.50	35.50	35.50	35.67	35.42	177.58	
9	SALITA Anna BALANDIN Artur	GER	34.92	35.17	35.25	35.42	35.67	176.42	
10	MORITE Megija Dana TORREMADE Vincenc	LAT	34.67	35.17	35.08	35.33	35.33	175.59	
11	ODIKADZE Liana KOROBCHENKO Alexey	ISR	34.25	34.25	34.25	34.08	34.50	171.33	
12	PUSTORNAKOVA Elizaveta ZVENIATSKY Tomer	ISR	33.92	34.00	34.25	34.00	33.92	170.08	
13	YU Qiufan SHAO Huinan	CHN	34.00	34.08	34.00	33.75	34.17	170.00	
14	JOOS Jacky DUMITRESCU Razvan	GER	33.75	34.08	33.83	33.75	33.83	169.25	

Legend:

Q Qualified

Timing and Results provided by Tissot



Start List

As of FRI 8 AUG 2025

Bib	Name	NOC Code
11	BALAN M/MOSHENSKA K	GER
12	BALANDIN A/SALITA A	GER
14	DUMITRESCU R/JOOS J	GER
16	GORODILOV K/FIGURENKO P	EST
20	KOROBCHENKO A/ODIKADZE L	ISR
22	LIPOWSKI J/KUCEROVA T	CZE
23	MICULESCU IA/PACURAR A	ROU
25	PASCUAL INIESTA G/ILLES D	ESP
27	SCHMITT C/SALIKHOVA E	FRA
28	SHAO H/YU Q	CHN
29	TESTA E/BREZZO F	ITA
30	TORREMADE V/MORITE MD	LAT
31	YAN B/DU Y	CHN
33	ZVENIATSKY T/PUSTORNAKOVA E	ISR

Officials

Name	Function
FILGAS Rostislav (CZE)	Referee
KHADJEH NOURI Asis (GER)	Referee
LYNETTE MAYES Denise (GBR)	Referee
CORSI Cristian (ITA)	Referee
INAZAWA Yoshikazu (JPN)	Referee
SINKINS Sergejs (LAT)	Referee
DACEVICIENE Daiva (LTU)	Referee
CHE Yao (CHN)	Referee
KONURY Tomasz (POL)	Referee
PETRE Mihai (ROU)	Referee
ABREAU Miguel (ESP)	Referee
WILDER Ekaterina (USA)	Referee



Results

Rank	Bib	Name	NOC Code	TQ	MM	PS	CP	Dance Total	Remark
1	11	BALAN M/MOSHENSKA K	GER	9.71	9.63	9.71	9.63	38.67	
2	27	SCHMITT C/SALIKHOVA E	FRA	9.58	9.63	9.58	9.63	38.42	
3	25	PASCUAL INIESTA G/ILLES D	ESP	9.42	9.46	9.42	9.46	37.75	
4	31	YAN B/DU Y	CHN	9.25	9.42	9.25	9.42	37.33	
5	23	MICULESCU IA/PACURAR A	ROU	9.04	9.21	9.04	9.21	36.50	
6	16	GORODILOV K/FIGURENKO P	EST	9.08	9.04	9.08	9.04	36.25	
7	22	LIPOWSKI J/KUCEROVA T	CZE	8.92	9.08	8.92	9.08	36.00	
8	29	TESTA E/BREZZO F	ITA	8.75	9.00	8.75	9.00	35.50	
9	12	BALANDIN A/SALITA A	GER	8.71	8.75	8.71	8.75	34.92	
10	30	TORREMADE V/MORITE MD	LAT	8.67	8.67	8.67	8.67	34.67	
11	20	KOROBCHENKO A/ODIKADZE L	ISR	8.50	8.63	8.50	8.63	34.25	
12	28	SHAO H/YU Q	CHN	8.42	8.58	8.42	8.58	34.00	
13	33	ZVENIATSKY T/PUSTORNAKOVA E	ISR	8.46	8.50	8.46	8.50	33.92	
14	14	DUMITRESCU R/JOOS J	GER	8.29	8.58	8.29	8.58	33.75	

Officials

Name	Function
FILGAS Rostislav (CZE)	Referee
KHADJEH NOURI Asis (GER)	Referee
LYNETTE MAYES Denise (GBR)	Referee
CORSI Cristian (ITA)	Referee
INAZAWA Yoshikazu (JPN)	Referee
SINKINS Sergejs (LAT)	Referee
DACEVICIENE Daiva (LTU)	Referee
CHE Yao (CHN)	Referee
KONURY Tomasz (POL)	Referee
PETRE Mihai (ROU)	Referee
ABREAU Miguel (ESP)	Referee
WILDER Ekaterina (USA)	Referee

Legend:

CP Choreography and presentation
TQ Technical Quality

MM Movement to music

PS Partnering skill

Timing and Results provided by Tissot



Start List

As of FRI 8 AUG 2025

Bib	Name	NOC Code
11	BALAN M/MOSHENSKA K	GER
12	BALANDIN A/SALITA A	GER
14	DUMITRESCU R/JOOS J	GER
16	GORODILOV K/FIGURENKO P	EST
20	KOROBCHENKO A/ODIKADZE L	ISR
22	LIPOWSKI J/KUCEROVA T	CZE
23	MICULESCU IA/PACURAR A	ROU
25	PASCUAL INIESTA G/ILLES D	ESP
27	SCHMITT C/SALIKHOVA E	FRA
28	SHAO H/YU Q	CHN
29	TESTA E/BREZZO F	ITA
30	TORREMADE V/MORITE MD	LAT
31	YAN B/DU Y	CHN
33	ZVENIATSKY T/PUSTORNAKOVA E	ISR

Officials

Name	Function
FILGAS Rostislav (CZE)	Referee
KHADJEH NOURI Asis (GER)	Referee
LYNETTE MAYES Denise (GBR)	Referee
CORSI Cristian (ITA)	Referee
INAZAWA Yoshikazu (JPN)	Referee
SINKINS Sergejs (LAT)	Referee
DACEVICIENE Daiva (LTU)	Referee
CHE Yao (CHN)	Referee
KONURY Tomasz (POL)	Referee
PETRE Mihai (ROU)	Referee
ABREAU Miguel (ESP)	Referee
WILDER Ekaterina (USA)	Referee



Results

Rank	Bib	Name	NOC Code	TQ	MM	PS	CP	Dance Total	Remark
1	11	BALAN M/MOSHENSKA K	GER	9.63	9.63	9.63	9.63	38.50	
2	27	SCHMITT C/SALIKHOVA E	FRA	9.58	9.63	9.58	9.63	38.42	
3	25	PASCUAL INIESTA G/ILLES D	ESP	9.42	9.46	9.42	9.46	37.75	
4	31	YAN B/DU Y	CHN	9.29	9.38	9.29	9.38	37.33	
5	23	MICULESCU IA/PACURAR A	ROU	9.00	9.25	9.00	9.25	36.50	
6	16	GORODILOV K/FIGURENKO P	EST	9.04	9.08	9.04	9.08	36.25	
7	22	LIPOWSKI J/KUCEROVA T	CZE	8.83	9.08	8.83	9.08	35.83	
8	29	TESTA E/BREZZO F	ITA	8.71	9.04	8.71	9.04	35.50	
9	30	TORREMADE V/MORITE MD	LAT	8.79	8.79	8.79	8.79	35.17	
10	12	BALANDIN A/SALITA A	GER	8.71	8.88	8.71	8.88	35.17	
11	20	KOROBCHENKO A/ODIKADZE L	ISR	8.50	8.63	8.50	8.63	34.25	
12	28	SHAO H/YU Q	CHN	8.38	8.67	8.38	8.67	34.08	
13	14	DUMITRESCU R/JOOS J	GER	8.33	8.71	8.33	8.71	34.08	
14	33	ZVENIATSKY T/PUSTORNAKOVA E	ISR	8.42	8.58	8.42	8.58	34.00	

Officials

Name	Function
FILGAS Rostislav (CZE)	Referee
KHADJEH NOURI Asis (GER)	Referee
LYNETTE MAYES Denise (GBR)	Referee
CORSI Cristian (ITA)	Referee
INAZAWA Yoshikazu (JPN)	Referee
SINKINS Sergejs (LAT)	Referee
DACEVICIENE Daiva (LTU)	Referee
CHE Yao (CHN)	Referee
KONURY Tomasz (POL)	Referee
PETRE Mihai (ROU)	Referee
ABREAU Miguel (ESP)	Referee
WILDER Ekaterina (USA)	Referee

Legend:

CP Choreography and presentation
TQ Technical Quality

MM Movement to music

PS Partnering skill

Timing and Results provided by Tissot



Start List

As of FRI 8 AUG 2025

Bib	Name	NOC Code
11	BALAN M/MOSHENSKA K	GER
12	BALANDIN A/SALITA A	GER
14	DUMITRESCU R/JOOS J	GER
16	GORODILOV K/FIGURENKO P	EST
20	KOROBCHENKO A/ODIKADZE L	ISR
22	LIPOWSKI J/KUCEROVA T	CZE
23	MICULESCU IA/PACURAR A	ROU
25	PASCUAL INIESTA G/ILLES D	ESP
27	SCHMITT C/SALIKHOVA E	FRA
28	SHAO H/YU Q	CHN
29	TESTA E/BREZZO F	ITA
30	TORREMADE V/MORITE MD	LAT
31	YAN B/DU Y	CHN
33	ZVENIATSKY T/PUSTORNAKOVA E	ISR

Officials

Name	Function
FILGAS Rostislav (CZE)	Referee
KHADJEH NOURI Asis (GER)	Referee
LYNETTE MAYES Denise (GBR)	Referee
CORSI Cristian (ITA)	Referee
INAZAWA Yoshikazu (JPN)	Referee
SINKINS Sergejs (LAT)	Referee
DACEVICIENE Daiva (LTU)	Referee
CHE Yao (CHN)	Referee
KONURY Tomasz (POL)	Referee
PETRE Mihai (ROU)	Referee
ABREAU Miguel (ESP)	Referee
WILDER Ekaterina (USA)	Referee



Results

Rank	Bib	Name	NOC Code	TQ	MM	PS	CP	Dance Total	Remark
1	11	BALAN M/MOSHENSKA K	GER	9.71	9.63	9.71	9.63	38.67	
2	27	SCHMITT C/SALIKHOVA E	FRA	9.58	9.63	9.58	9.63	38.42	
3	25	PASCUAL INIESTA G/ILLES D	ESP	9.33	9.46	9.33	9.46	37.58	
4	31	YAN B/DU Y	CHN	9.29	9.33	9.29	9.33	37.25	
5	23	MICULESCU IA/PACURAR A	ROU	9.08	9.29	9.08	9.29	36.75	
6	16	GORODILOV K/FIGURENKO P	EST	9.04	9.17	9.04	9.17	36.42	
7	22	LIPOWSKI J/KUCEROVA T	CZE	8.88	9.13	8.88	9.13	36.00	
8	29	TESTA E/BREZZO F	ITA	8.75	9.00	8.75	9.00	35.50	
9	12	BALANDIN A/SALITA A	GER	8.79	8.83	8.79	8.83	35.25	
10	30	TORREMADE V/MORITE MD	LAT	8.75	8.79	8.75	8.79	35.08	
11-12	20	KOROBCHENKO A/ODIKADZE L	ISR	8.46	8.67	8.46	8.67	34.25	
11-12	33	ZVENIATSKY T/PUSTORNAKOVA E	ISR	8.46	8.67	8.46	8.67	34.25	
13	28	SHAO H/YU Q	CHN	8.42	8.58	8.42	8.58	34.00	
14	14	DUMITRESCU R/JOOS J	GER	8.29	8.63	8.29	8.63	33.83	

Officials

Name	Function
FILGAS Rostislav (CZE)	Referee
KHADJEH NOURI Asis (GER)	Referee
LYNETTE MAYES Denise (GBR)	Referee
CORSI Cristian (ITA)	Referee
INAZAWA Yoshikazu (JPN)	Referee
SINKINS Sergejs (LAT)	Referee
DACEVICIENE Daiva (LTU)	Referee
CHE Yao (CHN)	Referee
KONURY Tomasz (POL)	Referee
PETRE Mihai (ROU)	Referee
ABREAU Miguel (ESP)	Referee
WILDER Ekaterina (USA)	Referee

Legend:

CP Choreography and presentation
TQ Technical Quality

MM Movement to music

PS Partnering skill

Timing and Results provided by Tissot



Start List

As of FRI 8 AUG 2025

Bib	Name	NOC Code
11	BALAN M/MOSHENSKA K	GER
12	BALANDIN A/SALITA A	GER
14	DUMITRESCU R/JOOS J	GER
16	GORODILOV K/FIGURENKO P	EST
20	KOROBCHENKO A/ODIKADZE L	ISR
22	LIPOWSKI J/KUCEROVA T	CZE
23	MICULESCU IA/PACURAR A	ROU
25	PASCUAL INIESTA G/ILLES D	ESP
27	SCHMITT C/SALIKHOVA E	FRA
28	SHAO H/YU Q	CHN
29	TESTA E/BREZZO F	ITA
30	TORREMADE V/MORITE MD	LAT
31	YAN B/DU Y	CHN
33	ZVENIATSKY T/PUSTORNAKOVA E	ISR

Officials

Name	Function
FILGAS Rostislav (CZE)	Referee
KHADJEH NOURI Asis (GER)	Referee
LYNETTE MAYES Denise (GBR)	Referee
CORSI Cristian (ITA)	Referee
INAZAWA Yoshikazu (JPN)	Referee
SINKINS Sergejs (LAT)	Referee
DACEVICIENE Daiva (LTU)	Referee
CHE Yao (CHN)	Referee
KONURY Tomasz (POL)	Referee
PETRE Mihai (ROU)	Referee
ABREAU Miguel (ESP)	Referee
WILDER Ekaterina (USA)	Referee



Results

Rank	Bib	Name	NOC Code	TQ	MM	PS	CP	Dance Total	Remark
1-2	11	BALAN M/MOSHENSKA K	GER	9.67	9.63	9.67	9.63	38.58	
1-2	27	SCHMITT C/SALIKHOVA E	FRA	9.63	9.67	9.63	9.67	38.58	
3	25	PASCUAL INIESTA G/ILLES D	ESP	9.46	9.46	9.46	9.46	37.83	
4	31	YAN B/DU Y	CHN	9.29	9.38	9.29	9.38	37.33	
5	23	MICULESCU IA/PACURAR A	ROU	9.13	9.29	9.13	9.29	36.83	
6	16	GORODILOV K/FIGURENKO P	EST	9.04	9.13	9.04	9.13	36.33	
7	22	LIPOWSKI J/KUCEROVA T	CZE	8.83	9.13	8.83	9.13	35.92	
8	29	TESTA E/BREZZO F	ITA	8.88	8.96	8.88	8.96	35.67	
9	12	BALANDIN A/SALITA A	GER	8.79	8.92	8.79	8.92	35.42	
10	30	TORREMADE V/MORITE MD	LAT	8.79	8.88	8.79	8.88	35.33	
11	20	KOROBCHENKO A/ODIKADZE L	ISR	8.46	8.58	8.46	8.58	34.08	
12	33	ZVENIATSKY T/PUSTORNAKOVA E	ISR	8.38	8.63	8.38	8.63	34.00	
13-14	14	DUMITRESCU R/JOOS J	GER	8.29	8.58	8.29	8.58	33.75	
13-14	28	SHAO H/YU Q	CHN	8.33	8.54	8.33	8.54	33.75	

Officials

Name	Function
FILGAS Rostislav (CZE)	Referee
KHADJEH NOURI Asis (GER)	Referee
LYNETTE MAYES Denise (GBR)	Referee
CORSI Cristian (ITA)	Referee
INAZAWA Yoshikazu (JPN)	Referee
SINKINS Sergejs (LAT)	Referee
DACEVICIENE Daiva (LTU)	Referee
CHE Yao (CHN)	Referee
KONURY Tomasz (POL)	Referee
PETRE Mihai (ROU)	Referee
ABREAU Miguel (ESP)	Referee
WILDER Ekaterina (USA)	Referee

Legend:

CP Choreography and presentation
TQ Technical Quality

MM Movement to music

PS Partnering skill

Timing and Results provided by Tissot



Start List

As of FRI 8 AUG 2025

Bib	Name	NOC Code
11	BALAN M/MOSHENSKA K	GER
12	BALANDIN A/SALITA A	GER
14	DUMITRESCU R/JOOS J	GER
16	GORODILOV K/FIGURENKO P	EST
20	KOROBCHENKO A/ODIKADZE L	ISR
22	LIPOWSKI J/KUCEROVA T	CZE
23	MICULESCU IA/PACURAR A	ROU
25	PASCUAL INIESTA G/ILLES D	ESP
27	SCHMITT C/SALIKHOVA E	FRA
28	SHAO H/YU Q	CHN
29	TESTA E/BREZZO F	ITA
30	TORREMADE V/MORITE MD	LAT
31	YAN B/DU Y	CHN
33	ZVENIATSKY T/PUSTORNAKOVA E	ISR

Officials

Name	Function
FILGAS Rostislav (CZE)	Referee
KHADJEH NOURI Asis (GER)	Referee
LYNETTE MAYES Denise (GBR)	Referee
CORSI Cristian (ITA)	Referee
INAZAWA Yoshikazu (JPN)	Referee
SINKINS Sergejs (LAT)	Referee
DACEVICIENE Daiva (LTU)	Referee
CHE Yao (CHN)	Referee
KONURY Tomasz (POL)	Referee
PETRE Mihai (ROU)	Referee
ABREAU Miguel (ESP)	Referee
WILDER Ekaterina (USA)	Referee



Results

Rank	Bib	Name	NOC Code	TQ	MM	PS	CP	Dance Total	Remark
1-2	11	BALAN M/MOSHENSKA K	GER	9.67	9.63	9.67	9.63	38.58	
1-2	27	SCHMITT C/SALIKHOVA E	FRA	9.67	9.63	9.67	9.63	38.58	
3	25	PASCUAL INIESTA G/ILLES D	ESP	9.42	9.42	9.42	9.42	37.67	
4	31	YAN B/DU Y	CHN	9.33	9.38	9.33	9.38	37.42	
5	23	MICULESCU IA/PACURAR A	ROU	9.25	9.29	9.25	9.29	37.08	
6	16	GORODILOV K/FIGURENKO P	EST	9.17	9.08	9.17	9.08	36.50	
7	22	LIPOWSKI J/KUCEROVA T	CZE	8.88	9.08	8.88	9.08	35.92	
8	12	BALANDIN A/SALITA A	GER	8.92	8.92	8.92	8.92	35.67	
9	29	TESTA E/BREZZO F	ITA	8.83	8.88	8.83	8.88	35.42	
10	30	TORREMADE V/MORITE MD	LAT	8.88	8.79	8.88	8.79	35.33	
11	20	KOROBCHENKO A/ODIKADZE L	ISR	8.54	8.71	8.54	8.71	34.50	
12	28	SHAO H/YU Q	CHN	8.46	8.63	8.46	8.63	34.17	
13	33	ZVENIATSKY T/PUSTORNAKOVA E	ISR	8.38	8.58	8.38	8.58	33.92	
14	14	DUMITRESCU R/JOOS J	GER	8.33	8.58	8.33	8.58	33.83	

Officials

Name	Function
FILGAS Rostislav (CZE)	Referee
KHADJEH NOURI Asis (GER)	Referee
LYNETTE MAYES Denise (GBR)	Referee
CORSI Cristian (ITA)	Referee
INAZAWA Yoshikazu (JPN)	Referee
SINKINS Sergejs (LAT)	Referee
DACEVICIENE Daiva (LTU)	Referee
CHE Yao (CHN)	Referee
KONURY Tomasz (POL)	Referee
PETRE Mihai (ROU)	Referee
ABREAU Miguel (ESP)	Referee
WILDER Ekaterina (USA)	Referee

Legend:

CP Choreography and presentation
TQ Technical Quality

MM Movement to music

PS Partnering skill

Timing and Results provided by Tissot



First Round Ranking

As of FRI 8 AUG 2025

Rank	Name	NOC Code	Samba	Cha Cha	Rumba	Paso Doble	Jive	Total	Remark
1	MOSHENSKA Khrystyna BALAN Marius	GER	38.33	38.50	38.50	38.42	38.42	192.17	Q
2	SALIKHOVA Elena SCHMITT Charles	FRA	38.17	38.17	38.00	38.33	38.17	190.84	Q
3	ILLES Diandra PASCUAL INIESTA Guillem	ESP	37.42	37.42	37.42	37.50	37.33	187.08	Q
4	DU Yujun YAN Bangbang	CHN	37.10	36.75	37.00	37.08	36.67	184.60	Q
5	PACURAR Andra MICULESCU Ionut Alexandru	ROU	36.17	36.67	36.83	36.58	36.42	182.66	Q
6	FIGURENKO Polina GORODILOV Konstantin	EST	36.25	36.08	36.08	36.17	36.58	181.17	Q
7	KUCEROVA Tereza LIPOWSKI Jakub	CZE	35.50	35.75	35.83	35.67	35.67	178.41	Q
8	BREZZO Federica TESTA Eric	ITA	35.17	35.08	35.75	35.08	35.42	176.50	Q
9	SALITA Anna BALANDIN Artur	GER	34.83	35.08	35.42	35.08	35.08	175.50	Q
10	YU Qiufan SHAO Huinan	CHN	34.75	34.33	34.25	34.32	34.50	172.15	Q
11	MORITE Megija Dana TORREMADE Vincenc	LAT	34.17	34.25	34.33	34.67	34.33	171.75	Q
12	ODIKADZE Liana KOROBCHENKO Alexey	ISR	34.00	33.75	33.83	34.33	34.00	169.92	Q
13	PUSTORNAKOVA Elizaveta ZVENIATSKY Tomer	ISR	33.50	33.75	34.08	34.08	34.25	169.67	Q
14	JOOS Jacky DUMITRESCU Razvan	GER	33.42	33.33	33.50	33.75	33.75	167.75	Q
15	HUO Zitong YU Zhengmin	CHN	32.92	33.42	33.08	32.92	34.00	166.33	
16	WALACHOWSKA Anna LEWANDOWSKI Bartosz	POL	33.00	33.50	33.33	33.25	33.07	166.15	
17	MARITAN Michelle BOLZONI Andrea	ITA	32.83	33.50	33.08	33.17	33.17	165.75	
18	FUNCH Mie KONDRATENKO Egor	DEN	33.33	33.42	32.83	32.42	33.25	165.25	
19	KIS Violetta HIDI Balazs	HUN	32.58	33.08	33.08	33.25	33.00	165.00	

Timing and Results provided by Tissot



First Round Ranking

As of FRI 8 AUG 2025

Rank	Name	NOC Code	Samba	Cha Cha Cha	Rumba	Paso Doble	Jive	Total	Remark
20	ILCO Daniela Alexandra IONESCU Tudor-Andrei	ROU	33.00	32.75	32.92	32.33	33.25	164.25	
21	KARASKOVA Sabina GAL Tomas	CZE	32.33	32.75	33.25	32.50	33.00	163.83	
22	SADOWSKA Natalia BAUDOUX Florian	FRA	31.67	31.92	32.00	31.83	32.25	159.66	
23	SELEZNYOV Julia ALGADAEV Kairat	USA	32.33	32.00	31.67	31.58	31.58	159.16	
24	RAZHEVA Anastasia PONTARELLI Cristian	ITA	31.30	31.67	32.08	31.67	31.42	158.13	

Legend:

Q Qualified

Timing and Results provided by Tissot



Start List

As of FRI 8 AUG 2025

Bib	Name	NOC Code
10	ALGADAEV K/SELEZNYOV J	USA
11	BALAN M/MOSHENSKA K	GER
12	BALANDIN A/SALITA A	GER
13	BOLZONI A/MARITAN M	ITA
14	DUMITRESCU R/JOOS J	GER
15	GAL T/KARASKOVA S	CZE
16	GORODILOV K/FIGURENKO P	EST
17	HIDI B/KIS V	HUN
18	IONESCU TA/ILCO DA	ROU
19	KONDRATENKO E/FUNCH M	DEN
20	KOROBCHENKO A/ODIKADZE L	ISR
21	LEWANDOWSKI B/WALACHOWSKA A	POL
22	LIPOWSKI J/KUCEROVA T	CZE
23	MICULESCU IA/PACURAR A	ROU
24	BAUDOUX F/SADOWSKA N	FRA
25	PASCUAL INIESTA G/ILLES D	ESP
26	PONTARELLI C/RAZHEVA A	ITA
27	SCHMITT C/SALIKHOVA E	FRA
28	SHAO H/YU Q	CHN
29	TESTA E/BREZZO F	ITA
30	TORREMADE V/MORITE MD	LAT
31	YAN B/DU Y	CHN
32	YU Z/HUO Z	CHN
33	ZVENIATSKY T/PUSTORNAKOVA E	ISR

Officials

Name	Function
FILGAS Rostislav (CZE)	Referee
KHADJEH NOURI Asis (GER)	Referee
LYNETTE MAYES Denise (GBR)	Referee
CORSI Cristian (ITA)	Referee
INAZAWA Yoshikazu (JPN)	Referee
SINKINS Sergejs (LAT)	Referee
DACEVICIENE Daiva (LTU)	Referee
CHE Yao (CHN)	Referee
KONURY Tomasz (POL)	Referee
PETRE Mihai (ROU)	Referee
ABREAU Miguel (ESP)	Referee
WILDER Ekaterina (USA)	Referee



Results

Rank	Bib	Name	NOC Code	TQ	MM	PS	CP	Dance Total	Remark
1	11	BALAN M/MOSHENSKA K	GER	9.54	9.63	9.54	9.63	38.33	
2	27	SCHMITT C/SALIKHOVA E	FRA	9.54	9.54	9.54	9.54	38.17	
3	25	PASCUAL INIESTA G/ILLES D	ESP	9.29	9.42	9.29	9.42	37.42	
4	31	YAN B/DU Y	CHN	9.30	9.25	9.30	9.25	37.10	
5	16	GORODILOV K/FIGURENKO P	EST	9.04	9.08	9.04	9.08	36.25	
6	23	MICULESCU IA/PACURAR A	ROU	9.00	9.08	9.00	9.08	36.17	
7	22	LIPOWSKI J/KUCEROVA T	CZE	8.88	8.88	8.88	8.88	35.50	
8	29	TESTA E/BREZZO F	ITA	8.79	8.79	8.79	8.79	35.17	
9	12	BALANDIN A/SALITA A	GER	8.58	8.83	8.58	8.83	34.83	
10	28	SHAO H/YU Q	CHN	8.75	8.63	8.75	8.63	34.75	
11	30	TORREMADE V/MORITE MD	LAT	8.42	8.67	8.42	8.67	34.17	
12	20	KOROBCHENKO A/ODIKADZE L	ISR	8.50	8.50	8.50	8.50	34.00	
13	33	ZVENIATSKY T/PUSTORNAKOVA E	ISR	8.25	8.50	8.25	8.50	33.50	
14	14	DUMITRESCU R/JOOS J	GER	8.21	8.50	8.21	8.50	33.42	
15	19	KONDRATENKO E/FUNCH M	DEN	8.00	8.67	8.00	8.67	33.33	
16-17	18	IONESCU TA/ILCO DA	ROU	8.29	8.21	8.29	8.21	33.00	
16-17	21	LEWANDOWSKI B/WALACHOWSKA A	POL	8.21	8.29	8.21	8.29	33.00	
18	32	YU Z/HUO Z	CHN	8.21	8.25	8.21	8.25	32.92	
19	13	BOLZONI A/MARITAN M	ITA	8.00	8.42	8.00	8.42	32.83	
20	17	HIDI B/KIS V	HUN	7.96	8.33	7.96	8.33	32.58	
21	15	GAL T/KARASKOVA S	CZE	7.88	8.29	7.88	8.29	32.33	
22	10	ALGADAEV K/SELEZNYOV J	USA	7.83	8.33	7.83	8.33	32.33	
23	24	BAUDOUX F/SADOWSKA N	FRA	7.63	8.21	7.63	8.21	31.67	
24	26	PONTARELLI C/RAZHEVA A	ITA	7.75	7.90	7.75	7.90	31.30	

Officials

Name	Function
FILGAS Rostislav (CZE)	Referee
KHADJEH NOURI Asis (GER)	Referee
LYNETTE MAYES Denise (GBR)	Referee
CORSI Cristian (ITA)	Referee
INAZAWA Yoshikazu (JPN)	Referee
SINKINS Sergejs (LAT)	Referee
DACEVICIENE Daiva (LTU)	Referee
CHE Yao (CHN)	Referee
KONURY Tomasz (POL)	Referee
PETRE Mihai (ROU)	Referee
ABREAU Miguel (ESP)	Referee
WILDER Ekaterina (USA)	Referee

Legend:

CP Choreography and presentation
TQ Technical Quality

MM Movement to music

PS Partnering skill



Start List

As of FRI 8 AUG 2025

Bib	Name	NOC Code
10	ALGADAEV K/SELEZNYOV J	USA
11	BALAN M/MOSHENSKA K	GER
12	BALANDIN A/SALITA A	GER
13	BOLZONI A/MARITAN M	ITA
14	DUMITRESCU R/JOOS J	GER
15	GAL T/KARASKOVA S	CZE
16	GORODILOV K/FIGURENKO P	EST
17	HIDI B/KIS V	HUN
18	IONESCU TA/ILCO DA	ROU
19	KONDRATENKO E/FUNCH M	DEN
20	KOROBCHENKO A/ODIKADZE L	ISR
21	LEWANDOWSKI B/WALACHOWSKA A	POL
22	LIPOWSKI J/KUCEROVA T	CZE
23	MICULESCU IA/PACURAR A	ROU
24	BAUDOUX F/SADOWSKA N	FRA
25	PASCUAL INIESTA G/ILLES D	ESP
26	PONTARELLI C/RAZHEVA A	ITA
27	SCHMITT C/SALIKHOVA E	FRA
28	SHAO H/YU Q	CHN
29	TESTA E/BREZZO F	ITA
30	TORREMADE V/MORITE MD	LAT
31	YAN B/DU Y	CHN
32	YU Z/HUO Z	CHN
33	ZVENIATSKY T/PUSTORNAKOVA E	ISR

Officials

Name	Function
FILGAS Rostislav (CZE)	Referee
KHADJEH NOURI Asis (GER)	Referee
LYNETTE MAYES Denise (GBR)	Referee
CORSI Cristian (ITA)	Referee
INAZAWA Yoshikazu (JPN)	Referee
SINKINS Sergejs (LAT)	Referee
DACEVICIENE Daiva (LTU)	Referee
CHE Yao (CHN)	Referee
KONURY Tomasz (POL)	Referee
PETRE Mihai (ROU)	Referee
ABREAU Miguel (ESP)	Referee
WILDER Ekaterina (USA)	Referee



Results

Rank	Bib	Name	NOC Code	TQ	MM	PS	CP	Dance Total	Remark
1	11	BALAN M/MOSHENSKA K	GER	9.58	9.67	9.58	9.67	38.50	
2	27	SCHMITT C/SALIKHOVA E	FRA	9.54	9.54	9.54	9.54	38.17	
3	25	PASCUAL INIESTA G/ILLES D	ESP	9.33	9.38	9.33	9.38	37.42	
4	31	YAN B/DU Y	CHN	9.25	9.13	9.25	9.13	36.75	
5	23	MICULESCU IA/PACURAR A	ROU	9.21	9.13	9.21	9.13	36.67	
6	16	GORODILOV K/FIGURENKO P	EST	9.04	9.00	9.04	9.00	36.08	
7	22	LIPOWSKI J/KUCEROVA T	CZE	9.00	8.88	9.00	8.88	35.75	
8	29	TESTA E/BREZZO F	ITA	8.88	8.67	8.88	8.67	35.08	
9	12	BALANDIN A/SALITA A	GER	8.71	8.83	8.71	8.83	35.08	
10	28	SHAO H/YU Q	CHN	8.63	8.54	8.63	8.54	34.33	
11	30	TORREMADE V/MORITE MD	LAT	8.42	8.71	8.42	8.71	34.25	
12-13	20	KOROBCHENKO A/ODIKADZE L	ISR	8.42	8.46	8.42	8.46	33.75	
12-13	33	ZVENIATSKY T/PUSTORNAKOVA E	ISR	8.33	8.54	8.33	8.54	33.75	
14-15	13	BOLZONI A/MARITAN M	ITA	8.13	8.63	8.13	8.63	33.50	
14-15	21	LEWANDOWSKI B/WALACHOWSKA A	POL	8.50	8.25	8.50	8.25	33.50	
16-17	19	KONDRATENKO E/FUNCH M	DEN	8.00	8.71	8.00	8.71	33.42	
16-17	32	YU Z/HUO Z	CHN	8.21	8.50	8.21	8.50	33.42	
18	14	DUMITRESCU R/JOOS J	GER	8.21	8.46	8.21	8.46	33.33	
19	17	HIDI B/KIS V	HUN	8.04	8.50	8.04	8.50	33.08	
20-21	15	GAL T/KARASKOVA S	CZE	8.04	8.33	8.04	8.33	32.75	
20-21	18	IONESCU TA/ILCO DA	ROU	8.21	8.17	8.21	8.17	32.75	
22	10	ALGADAEV K/SELEZNYOV J	USA	7.75	8.25	7.75	8.25	32.00	
23	24	BAUDOUX F/SADOWSKA N	FRA	7.71	8.25	7.71	8.25	31.92	
24	26	PONTARELLI C/RAZHEVA A	ITA	7.75	8.08	7.75	8.08	31.67	

Officials

Name	Function
FILGAS Rostislav (CZE)	Referee
KHADJEH NOURI Asis (GER)	Referee
LYNETTE MAYES Denise (GBR)	Referee
CORSI Cristian (ITA)	Referee
INAZAWA Yoshikazu (JPN)	Referee
SINKINS Sergejs (LAT)	Referee
DACEVICIENE Daiva (LTU)	Referee
CHE Yao (CHN)	Referee
KONURY Tomasz (POL)	Referee
PETRE Mihai (ROU)	Referee
ABREAU Miguel (ESP)	Referee
WILDER Ekaterina (USA)	Referee

Legend:

CP Choreography and presentation
TQ Technical Quality

MM Movement to music

PS Partnering skill

Timing and Results provided by Tissot



Start List

As of FRI 8 AUG 2025

Bib	Name	NOC Code
10	ALGADAEV K/SELEZNYOV J	USA
11	BALAN M/MOSHENSKA K	GER
12	BALANDIN A/SALITA A	GER
13	BOLZONI A/MARITAN M	ITA
14	DUMITRESCU R/JOOS J	GER
15	GAL T/KARASKOVA S	CZE
16	GORODILOV K/FIGURENKO P	EST
17	HIDI B/KIS V	HUN
18	IONESCU TA/ILCO DA	ROU
19	KONDRATENKO E/FUNCH M	DEN
20	KOROBCHENKO A/ODIKADZE L	ISR
21	LEWANDOWSKI B/WALACHOWSKA A	POL
22	LIPOWSKI J/KUCEROVA T	CZE
23	MICULESCU IA/PACURAR A	ROU
24	BAUDOUX F/SADOWSKA N	FRA
25	PASCUAL INIESTA G/ILLES D	ESP
26	PONTARELLI C/RAZHEVA A	ITA
27	SCHMITT C/SALIKHOVA E	FRA
28	SHAO H/YU Q	CHN
29	TESTA E/BREZZO F	ITA
30	TORREMADE V/MORITE MD	LAT
31	YAN B/DU Y	CHN
32	YU Z/HUO Z	CHN
33	ZVENIATSKY T/PUSTORNAKOVA E	ISR

Officials

Name	Function
FILGAS Rostislav (CZE)	Referee
KHADJEH NOURI Asis (GER)	Referee
LYNETTE MAYES Denise (GBR)	Referee
CORSI Cristian (ITA)	Referee
INAZAWA Yoshikazu (JPN)	Referee
SINKINS Sergejs (LAT)	Referee
DACEVICIENE Daiva (LTU)	Referee
CHE Yao (CHN)	Referee
KONURY Tomasz (POL)	Referee
PETRE Mihai (ROU)	Referee
ABREAU Miguel (ESP)	Referee
WILDER Ekaterina (USA)	Referee



FRI 8 AUG 2025
Start Time: 18:21

Results

Rank	Bib	Name	NOC Code	TQ	MM	PS	CP	Dance Total	Remark
1	11	BALAN M/MOSHENSKA K	GER	9.63	9.63	9.63	9.63	38.50	
2	27	SCHMITT C/SALIKHOVA E	FRA	9.46	9.54	9.46	9.54	38.00	
3	25	PASCUAL INIESTA G/ILLES D	ESP	9.38	9.33	9.38	9.33	37.42	
4	31	YAN B/DU Y	CHN	9.33	9.17	9.33	9.17	37.00	
5	23	MICULESCU IA/PACURAR A	ROU	9.25	9.17	9.25	9.17	36.83	
6	16	GORODILOV K/FIGURENKO P	EST	9.04	9.00	9.04	9.00	36.08	
7	22	LIPOWSKI J/KUCEROVA T	CZE	8.96	8.96	8.96	8.96	35.83	
8	29	TESTA E/BREZZO F	ITA	8.92	8.96	8.92	8.96	35.75	
9	12	BALANDIN A/SALITA A	GER	8.79	8.92	8.79	8.92	35.42	
10	30	TORREMADE V/MORITE MD	LAT	8.46	8.71	8.46	8.71	34.33	
11	28	SHAO H/YU Q	CHN	8.54	8.58	8.54	8.58	34.25	
12	33	ZVENIATSKY T/PUSTORNAKOVA E	ISR	8.38	8.67	8.38	8.67	34.08	
13	20	KOROBCHENKO A/ODIKADZE L	ISR	8.50	8.42	8.50	8.42	33.83	
14	14	DUMITRESCU R/JOOS J	GER	8.29	8.46	8.29	8.46	33.50	
15	21	LEWANDOWSKI B/WALACHOWSKA A	POL	8.25	8.42	8.25	8.42	33.33	
16	15	GAL T/KARASKOVA S	CZE	8.21	8.42	8.21	8.42	33.25	
17-18	13	BOLZONI A/MARITAN M	ITA	8.04	8.50	8.04	8.50	33.08	
17-18	32	YU Z/HUO Z	CHN	8.29	8.25	8.29	8.25	33.08	
19	17	HIDI B/KIS V	HUN	8.21	8.33	8.21	8.33	33.08	
20	18	IONESCU TA/ILCO DA	ROU	8.17	8.29	8.17	8.29	32.92	
21	19	KONDRATENKO E/FUNCH M	DEN	8.08	8.33	8.08	8.33	32.83	
22	26	PONTARELLI C/RAZHEVA A	ITA	7.96	8.08	7.96	8.08	32.08	
23	24	BAUDOUX F/SADOWSKA N	FRA	7.67	8.33	7.67	8.33	32.00	
24	10	ALGADAEV K/SELEZNYOV J	USA	7.75	8.08	7.75	8.08	31.67	

Officials

Name	Function
FILGAS Rostislav (CZE)	Referee
KHADJEH NOURI Asis (GER)	Referee
LYNETTE MAYES Denise (GBR)	Referee
CORSI Cristian (ITA)	Referee
INAZAWA Yoshikazu (JPN)	Referee
SINKINS Sergejs (LAT)	Referee
DACEVICIENE Daiva (LTU)	Referee
CHE Yao (CHN)	Referee
KONURY Tomasz (POL)	Referee
PETRE Mihai (ROU)	Referee
ABREAU Miguel (ESP)	Referee
WILDER Ekaterina (USA)	Referee

Legend:

CP Choreography and presentation
TQ Technical Quality

MM Movement to music

PS Partnering skill

Timing and Results provided by Tissot



Start List

As of FRI 8 AUG 2025

Bib	Name	NOC Code
10	ALGADAEV K/SELEZNYOV J	USA
11	BALAN M/MOSHENSKA K	GER
12	BALANDIN A/SALITA A	GER
13	BOLZONI A/MARITAN M	ITA
14	DUMITRESCU R/JOOS J	GER
15	GAL T/KARASKOVA S	CZE
16	GORODILOV K/FIGURENKO P	EST
17	HIDI B/KIS V	HUN
18	IONESCU TA/ILCO DA	ROU
19	KONDRATENKO E/FUNCH M	DEN
20	KOROBCHENKO A/ODIKADZE L	ISR
21	LEWANDOWSKI B/WALACHOWSKA A	POL
22	LIPOWSKI J/KUCEROVA T	CZE
23	MICULESCU IA/PACURAR A	ROU
24	BAUDOUX F/SADOWSKA N	FRA
25	PASCUAL INIESTA G/ILLES D	ESP
26	PONTARELLI C/RAZHEVA A	ITA
27	SCHMITT C/SALIKHOVA E	FRA
28	SHAO H/YU Q	CHN
29	TESTA E/BREZZO F	ITA
30	TORREMADE V/MORITE MD	LAT
31	YAN B/DU Y	CHN
32	YU Z/HUO Z	CHN
33	ZVENIATSKY T/PUSTORNAKOVA E	ISR

Officials

Name	Function
FILGAS Rostislav (CZE)	Referee
KHADJEH NOURI Asis (GER)	Referee
LYNETTE MAYES Denise (GBR)	Referee
CORSI Cristian (ITA)	Referee
INAZAWA Yoshikazu (JPN)	Referee
SINKINS Sergejs (LAT)	Referee
DACEVICIENE Daiva (LTU)	Referee
CHE Yao (CHN)	Referee
KONURY Tomasz (POL)	Referee
PETRE Mihai (ROU)	Referee
ABREAU Miguel (ESP)	Referee
WILDER Ekaterina (USA)	Referee



Results

Rank	Bib	Name	NOC Code	TQ	MM	PS	CP	Dance Total	Remark
1	11	BALAN M/MOSHENSKA K	GER	9.58	9.63	9.58	9.63	38.42	
2	27	SCHMITT C/SALIKHOVA E	FRA	9.63	9.54	9.63	9.54	38.33	
3	25	PASCUAL INIESTA G/ILLES D	ESP	9.38	9.38	9.38	9.38	37.50	
4	31	YAN B/DU Y	CHN	9.29	9.25	9.29	9.25	37.08	
5	23	MICULESCU IA/PACURAR A	ROU	9.21	9.08	9.21	9.08	36.58	
6	16	GORODILOV K/FIGURENKO P	EST	9.13	8.96	9.13	8.96	36.17	
7	22	LIPOWSKI J/KUCEROVA T	CZE	8.96	8.88	8.96	8.88	35.67	
8	29	TESTA E/BREZZO F	ITA	8.92	8.63	8.92	8.63	35.08	
9	12	BALANDIN A/SALITA A	GER	8.71	8.83	8.71	8.83	35.08	
10	30	TORREMADE V/MORITE MD	LAT	8.50	8.83	8.50	8.83	34.67	
11	20	KOROBCHENKO A/ODIKADZE L	ISR	8.54	8.63	8.54	8.63	34.33	
12	28	SHAO H/YU Q	CHN	8.70	8.46	8.70	8.46	34.32	
13	33	ZVENIATSKY T/PUSTORNAKOVA E	ISR	8.33	8.71	8.33	8.71	34.08	
14	14	DUMITRESCU R/JOOS J	GER	8.38	8.50	8.38	8.50	33.75	
15-16	17	HIDI B/KIS V	HUN	8.25	8.38	8.25	8.38	33.25	
15-16	21	LEWANDOWSKI B/WALACHOWSKA A	POL	8.33	8.29	8.33	8.29	33.25	
17	13	BOLZONI A/MARITAN M	ITA	8.13	8.46	8.13	8.46	33.17	
18	32	YU Z/HUO Z	CHN	8.13	8.33	8.13	8.33	32.92	
19	15	GAL T/KARASKOVA S	CZE	7.96	8.29	7.96	8.29	32.50	
20	19	KONDRATENKO E/FUNCH M	DEN	7.96	8.25	7.96	8.25	32.42	
21	18	IONESCU TA/ILCO DA	ROU	8.13	8.04	8.13	8.04	32.33	
22	24	BAUDOUX F/SADOWSKA N	FRA	7.71	8.21	7.71	8.21	31.83	
23	26	PONTARELLI C/RAZHEVA A	ITA	7.75	8.08	7.75	8.08	31.67	
24	10	ALGADAEV K/SELEZNYOV J	USA	7.58	8.21	7.58	8.21	31.58	

Officials

Name	Function
FILGAS Rostislav (CZE)	Referee
KHADJEH NOURI Asis (GER)	Referee
LYNETTE MAYES Denise (GBR)	Referee
CORSI Cristian (ITA)	Referee
INAZAWA Yoshikazu (JPN)	Referee
SINKINS Sergejs (LAT)	Referee
DACEVICIENE Daiva (LTU)	Referee
CHE Yao (CHN)	Referee
KONURY Tomasz (POL)	Referee
PETRE Mihai (ROU)	Referee
ABREAU Miguel (ESP)	Referee
WILDER Ekaterina (USA)	Referee

Legend:

CP Choreography and presentation
TQ Technical Quality

MM Movement to music

PS Partnering skill

Timing and Results provided by Tissot



Start List

As of FRI 8 AUG 2025

Bib	Name	NOC Code
10	ALGADAEV K/SELEZNYOV J	USA
11	BALAN M/MOSHENSKA K	GER
12	BALANDIN A/SALITA A	GER
13	BOLZONI A/MARITAN M	ITA
14	DUMITRESCU R/JOOS J	GER
15	GAL T/KARASKOVA S	CZE
16	GORODILOV K/FIGURENKO P	EST
17	HIDI B/KIS V	HUN
18	IONESCU TA/ILCO DA	ROU
19	KONDRATENKO E/FUNCH M	DEN
20	KOROBCHENKO A/ODIKADZE L	ISR
21	LEWANDOWSKI B/WALACHOWSKA A	POL
22	LIPOWSKI J/KUCEROVA T	CZE
23	MICULESCU IA/PACURAR A	ROU
24	BAUDOUX F/SADOWSKA N	FRA
25	PASCUAL INIESTA G/ILLES D	ESP
26	PONTARELLI C/RAZHEVA A	ITA
27	SCHMITT C/SALIKHOVA E	FRA
28	SHAO H/YU Q	CHN
29	TESTA E/BREZZO F	ITA
30	TORREMADE V/MORITE MD	LAT
31	YAN B/DU Y	CHN
32	YU Z/HUO Z	CHN
33	ZVENIATSKY T/PUSTORNAKOVA E	ISR

Officials

Name	Function
FILGAS Rostislav (CZE)	Referee
KHADJEH NOURI Asis (GER)	Referee
LYNETTE MAYES Denise (GBR)	Referee
CORSI Cristian (ITA)	Referee
INAZAWA Yoshikazu (JPN)	Referee
SINKINS Sergejs (LAT)	Referee
DACEVICIENE Daiva (LTU)	Referee
CHE Yao (CHN)	Referee
KONURY Tomasz (POL)	Referee
PETRE Mihai (ROU)	Referee
ABREAU Miguel (ESP)	Referee
WILDER Ekaterina (USA)	Referee



Results

Rank	Bib	Name	NOC Code	TQ	MM	PS	CP	Dance Total	Remark
1	11	BALAN M/MOSHENSKA K	GER	9.54	9.67	9.54	9.67	38.42	
2	27	SCHMITT C/SALIKHOVA E	FRA	9.54	9.54	9.54	9.54	38.17	
3	25	PASCUAL INIESTA G/ILLES D	ESP	9.29	9.38	9.29	9.38	37.33	
4	31	YAN B/DU Y	CHN	9.17	9.17	9.17	9.17	36.67	
5	16	GORODILOV K/FIGURENKO P	EST	9.13	9.17	9.13	9.17	36.58	
6	23	MICULESCU IA/PACURAR A	ROU	9.21	9.00	9.21	9.00	36.42	
7	22	LIPOWSKI J/KUCEROVA T	CZE	8.96	8.88	8.96	8.88	35.67	
8	29	TESTA E/BREZZO F	ITA	8.92	8.79	8.92	8.79	35.42	
9	12	BALANDIN A/SALITA A	GER	8.67	8.88	8.67	8.88	35.08	
10	28	SHAO H/YU Q	CHN	8.75	8.50	8.75	8.50	34.50	
11	30	TORREMADE V/MORITE MD	LAT	8.42	8.75	8.42	8.75	34.33	
12	33	ZVENIATSKY T/PUSTORNAKOVA E	ISR	8.42	8.71	8.42	8.71	34.25	
13-14	20	KOROBCHENKO A/ODIKADZE L	ISR	8.42	8.58	8.42	8.58	34.00	
13-14	32	YU Z/HUO Z	CHN	8.50	8.50	8.50	8.50	34.00	
15	14	DUMITRESCU R/JOOS J	GER	8.33	8.54	8.33	8.54	33.75	
16-17	18	IONESCU TA/ILCO DA	ROU	8.25	8.38	8.25	8.38	33.25	
16-17	19	KONDRATENKO E/FUNCH M	DEN	8.13	8.50	8.13	8.50	33.25	
18	13	BOLZONI A/MARITAN M	ITA	8.17	8.42	8.17	8.42	33.17	
19	21	LEWANDOWSKI B/WALACHOWSKA A	POL	8.20	8.33	8.20	8.33	33.07	
20-21	15	GAL T/KARASKOVA S	CZE	8.04	8.46	8.04	8.46	33.00	
20-21	17	HIDI B/KIS V	HUN	8.13	8.38	8.13	8.38	33.00	
22	24	BAUDOUX F/SADOWSKA N	FRA	7.75	8.38	7.75	8.38	32.25	
23	10	ALGADAEV K/SELEZNYOV J	USA	7.63	8.17	7.63	8.17	31.58	
24	26	PONTARELLI C/RAZHEVA A	ITA	7.71	8.00	7.71	8.00	31.42	

Officials

Name	Function
FILGAS Rostislav (CZE)	Referee
KHADJEH NOURI Asis (GER)	Referee
LYNETTE MAYES Denise (GBR)	Referee
CORSI Cristian (ITA)	Referee
INAZAWA Yoshikazu (JPN)	Referee
SINKINS Sergejs (LAT)	Referee
DACEVICIENE Daiva (LTU)	Referee
CHE Yao (CHN)	Referee
KONURY Tomasz (POL)	Referee
PETRE Mihai (ROU)	Referee
ABREAU Miguel (ESP)	Referee
WILDER Ekaterina (USA)	Referee

Legend:

CP Choreography and presentation
TQ Technical Quality

MM Movement to music

PS Partnering skill

Timing and Results provided by Tissot



DISC GOLF

RESULTS BOOK

TABLE OF CONTENTS



14	Disc Golf	1490
14.1	Table of Contents	1491
14.2	Competition Schedule	1497
14.3	Daily Schedule	1498
14.3.1	Daily Schedule 08.08.2025	1498
14.3.2	Daily Schedule 09.08.2025	1499
14.3.3	Daily Schedule 10.08.2025	1500
14.4	Entry List by NOC	1501
14.5	Medallists by Event	1503
14.6	Medal Standings	1504
14.7	Mixed Doubles	1505
14.7.1	Results Summary	1506
14.7.2	Tournament Summary	1507
14.7.3	Medallists	1509
14.7.4	Finals	1510
14.7.4.1	15th Place Game #X41	1510
14.7.4.1.1	Start List CHN - GER	1510
14.7.4.1.2	Results CHN - GER	1511
14.7.4.2	13th Place Game #X42	1512
14.7.4.2.1	Start List AUT - AUS	1512
14.7.4.2.2	Results AUT - AUS	1513
14.7.4.3	11th Place Game #X43	1514
14.7.4.3.1	Start List SVK - LTU	1514
14.7.4.3.2	Results SVK - LTU	1515
14.7.4.4	9th Place Game #X44	1516
14.7.4.4.1	Start List JPN - FRA	1516
14.7.4.4.2	Results JPN - FRA	1517
14.7.4.5	7th Place Game #X45	1518
14.7.4.5.1	Start List GBR - CAN	1518
14.7.4.5.2	Results GBR - CAN	1519
14.7.4.6	5th Place Game #X46	1520
14.7.4.6.1	Start List CZE - NOR	1520
14.7.4.6.2	Results CZE - NOR	1521
14.7.4.7	Bronze Medal Game #X47	1522
14.7.4.7.1	Start List EST - LAT	1522
14.7.4.7.2	Results EST - LAT	1523
14.7.4.8	Gold Medal Game #X48	1524

RESULTS BOOK

TABLE OF CONTENTS

14.7.4.8.1	Start List USA - FIN	1524
14.7.4.8.2	Results USA - FIN	1525
14.7.5	Semifinals	1526
14.7.5.1	Game #X39	1526
14.7.5.1.1	Start List EST - USA	1526
14.7.5.1.2	Results EST - USA	1527
14.7.5.2	Game #X40	1528
14.7.5.2.1	Start List LAT - FIN	1528
14.7.5.2.2	Results LAT - FIN	1529
14.7.6	Placings 5-8	1530
14.7.6.1	Game #X37	1530
14.7.6.1.1	Start List GBR - CZE	1530
14.7.6.1.2	Results GBR - CZE	1531
14.7.6.2	Game #X38	1532
14.7.6.2.1	Start List NOR - CAN	1532
14.7.6.2.2	Results NOR - CAN	1533
14.7.7	Placings 9-12	1534
14.7.7.1	Game #X35	1534
14.7.7.1.1	Start List JPN - SVK	1534
14.7.7.1.2	Results JPN - SVK	1535
14.7.7.2	Game #X36	1536
14.7.7.2.1	Start List LTU - FRA	1536
14.7.7.2.2	Results LTU - FRA	1537
14.7.8	Placings 13-16	1538
14.7.8.1	Game #X33	1538
14.7.8.1.1	Start List AUT - CHN	1538
14.7.8.1.2	Results AUT - CHN	1539
14.7.8.2	Game #X34	1540
14.7.8.2.1	Start List GER - AUS	1540
14.7.8.2.2	Results GER - AUS	1541
14.7.9	Quarterfinals	1542
14.7.9.1	Game #X29	1542
14.7.9.1.1	Start List EST - CZE	1542
14.7.9.1.2	Results EST - CZE	1543
14.7.9.2	Game #X30	1544
14.7.9.2.1	Start List USA - GBR	1544
14.7.9.2.2	Results USA - GBR	1545
14.7.9.3	Game #X31	1546
14.7.9.3.1	Start List CAN - LAT	1546
14.7.9.3.2	Results CAN - LAT	1547
14.7.9.4	Game #X32	1548
14.7.9.4.1	Start List FIN - NOR	1548
14.7.9.4.2	Results FIN - NOR	1549
14.7.10	Placings 9-16	1550

RESULTS BOOK


TABLE OF CONTENTS

14.7.10.1	Game #X25	1550
14.7.10.1.1	Start List AUT - JPN	1550
14.7.10.1.2	Results AUT - JPN	1551
14.7.10.2	Game #X28	1552
14.7.10.2.1	Start List SVK - CHN	1552
14.7.10.2.2	Results SVK - CHN	1553
14.7.10.3	Game #X26	1554
14.7.10.3.1	Start List LTU - GER	1554
14.7.10.3.2	Results LTU - GER	1555
14.7.10.4	Game #X27	1556
14.7.10.4.1	Start List FRA - AUS	1556
14.7.10.4.2	Results FRA - AUS	1557
14.7.11	Preliminary Round - Group D	1558
14.7.11.1	Game #X07	1558
14.7.11.1.1	Start List USA - JPN	1558
14.7.11.1.2	Results USA - JPN	1559
14.7.11.2	Game #X08	1560
14.7.11.2.1	Start List CZE - SVK	1560
14.7.11.2.2	Results CZE - SVK	1561
14.7.11.3	Game #X15	1562
14.7.11.3.1	Start List USA - SVK	1562
14.7.11.3.2	Results USA - SVK	1563
14.7.11.4	Game #X16	1564
14.7.11.4.1	Start List CZE - JPN	1564
14.7.11.4.2	Results CZE - JPN	1565
14.7.11.5	Game #X23	1566
14.7.11.5.1	Start List USA - CZE	1566
14.7.11.5.2	Results USA - CZE	1567
14.7.11.6	Game #X24	1568
14.7.11.6.1	Start List JPN - SVK	1568
14.7.11.6.2	Results JPN - SVK	1569
14.7.12	Preliminary Round - Group C	1570
14.7.12.1	Game #X05	1570
14.7.12.1.1	Start List FIN - FRA	1570
14.7.12.1.2	Results FIN - FRA	1571
14.7.12.2	Game #X06	1572
14.7.12.2.1	Start List GER - LAT	1572
14.7.12.2.2	Results GER - LAT	1573
14.7.12.3	Game #X13	1574
14.7.12.3.1	Start List FIN - LAT	1574
14.7.12.3.2	Results FIN - LAT	1575
14.7.12.4	Game #X14	1576
14.7.12.4.1	Start List FRA - GER	1576
14.7.12.4.2	Results FRA - GER	1577

RESULTS BOOK

TABLE OF CONTENTS


14.7.12.5	Game #X21	1578
14.7.12.5.1	Start List FIN - GER	1578
14.7.12.5.2	Results FIN - GER	1579
14.7.12.6	Game #X22	1580
14.7.12.6.1	Start List FRA - LAT	1580
14.7.12.6.2	Results FRA - LAT	1581
14.7.13	Preliminary Round - Group B	1582
14.7.13.1	Game #X03	1582
14.7.13.1.1	Start List CAN - NOR	1582
14.7.13.1.2	Results CAN - NOR	1583
14.7.13.2	Game #X04	1584
14.7.13.2.1	Start List AUS - LTU	1584
14.7.13.2.2	Results AUS - LTU	1585
14.7.13.3	Game #X11	1586
14.7.13.3.1	Start List CAN - LTU	1586
14.7.13.3.2	Results CAN - LTU	1587
14.7.13.4	Game #X12	1588
14.7.13.4.1	Start List AUS - NOR	1588
14.7.13.4.2	Results AUS - NOR	1589
14.7.13.5	Game #X19	1590
14.7.13.5.1	Start List CAN - AUS	1590
14.7.13.5.2	Results CAN - AUS	1591
14.7.13.6	Game #X20	1592
14.7.13.6.1	Start List NOR - LTU	1592
14.7.13.6.2	Results NOR - LTU	1593
14.7.14	Preliminary Round - Group A	1594
14.7.14.1	Game #X01	1594
14.7.14.1.1	Start List EST - GBR	1594
14.7.14.1.2	Results EST - GBR	1595
14.7.14.2	Game #X02	1596
14.7.14.2.1	Start List AUT - CHN	1596
14.7.14.2.2	Results AUT - CHN	1597
14.7.14.3	Game #X09	1598
14.7.14.3.1	Start List EST - CHN	1598
14.7.14.3.2	Results EST - CHN	1599
14.7.14.4	Game #X10	1600
14.7.14.4.1	Start List AUT - GBR	1600
14.7.14.4.2	Results AUT - GBR	1601
14.7.14.5	Game #X17	1602
14.7.14.5.1	Start List EST - AUT	1602
14.7.14.5.2	Results EST - AUT	1603
14.7.14.6	Game #X18	1604
14.7.14.6.1	Start List GBR - CHN	1604
14.7.14.6.2	Results GBR - CHN	1605



Competition Schedule


As of SAT 9 AUG 2025

Date	Start Time	Teams		Phase	Game No.
FRI 8 AUG	8:30	LATT / LATT (EST)	vs TURTON / HOLDING (GBR)	Preliminary Round - Group A	1
	8:30	NARATH / AMANN (AUT)	vs MA / ZHAO (CHN)	Preliminary Round - Group A	2
	8:30	DONNECKE / GILBERT (CAN)	vs STEEN / JARNES (NOR)	Preliminary Round - Group B	3
	8:30	SWEETEN / HOUSTON (AUS)	vs JURGELEVICIUTE / GRICIUS (LTU)	Preliminary Round - Group B	4
	8:30	SALONEN / TUHKANEN (FIN)	vs BUITRAGO / LEGENDRE (FRA)	Preliminary Round - Group C	5
	8:30	JAHN / HARTMANN (GER)	vs PEKSENA / BALODIS (LAT)	Preliminary Round - Group C	6
	8:30	GANNON / BUHR (USA)	vs TSUKAMOTO / KAJIYAMA (JPN)	Preliminary Round - Group D	7
	8:30	JURCIKOVA / STRIEGLER (CZE)	vs BODOVA / MOZOLA (SVK)	Preliminary Round - Group D	8
	14:00	LATT / LATT (EST)	vs MA / ZHAO (CHN)	Preliminary Round - Group A	9
	14:00	NARATH / AMANN (AUT)	vs TURTON / HOLDING (GBR)	Preliminary Round - Group A	10
	14:00	DONNECKE / GILBERT (CAN)	vs JURGELEVICIUTE / GRICIUS (LTU)	Preliminary Round - Group B	11
	14:00	SWEETEN / HOUSTON (AUS)	vs STEEN / JARNES (NOR)	Preliminary Round - Group B	12
	14:00	SALONEN / TUHKANEN (FIN)	vs PEKSENA / BALODIS (LAT)	Preliminary Round - Group C	13
	14:00	BUITRAGO / LEGENDRE (FRA)	vs JAHN / HARTMANN (GER)	Preliminary Round - Group C	14
	14:00	GANNON / BUHR (USA)	vs BODOVA / MOZOLA (SVK)	Preliminary Round - Group D	15
	14:00	JURCIKOVA / STRIEGLER (CZE)	vs TSUKAMOTO / KAJIYAMA (JPN)	Preliminary Round - Group D	16
	16:30	LATT / LATT (EST)	vs NARATH / AMANN (AUT)	Preliminary Round - Group A	17
	16:30	TURTON / HOLDING (GBR)	vs MA / ZHAO (CHN)	Preliminary Round - Group A	18
	16:30	DONNECKE / GILBERT (CAN)	vs SWEETEN / HOUSTON (AUS)	Preliminary Round - Group B	19
	16:30	STEEN / JARNES (NOR)	vs JURGELEVICIUTE / GRICIUS (LTU)	Preliminary Round - Group B	20
	16:30	SALONEN / TUHKANEN (FIN)	vs JAHN / HARTMANN (GER)	Preliminary Round - Group C	21
	16:30	BUITRAGO / LEGENDRE (FRA)	vs PEKSENA / BALODIS (LAT)	Preliminary Round - Group C	22
	16:30	GANNON / BUHR (USA)	vs JURCIKOVA / STRIEGLER (CZE)	Preliminary Round - Group D	23
	16:30	TSUKAMOTO / KAJIYAMA (JPN)	vs BODOVA / MOZOLA (SVK)	Preliminary Round - Group D	24
SAT 9 AUG	9:00	NARATH / AMANN (AUT)	vs TSUKAMOTO / KAJIYAMA (JPN)	Placing 9-16	25
	9:00	JURGELEVICIUTE / GRICIUS (LTU)	vs JAHN / HARTMANN (GER)	Placing 9-16	26
	9:00	BUITRAGO / LEGENDRE (FRA)	vs SWEETEN / HOUSTON (AUS)	Placing 9-16	27
	9:00	BODOVA / MOZOLA (SVK)	vs MA / ZHAO (CHN)	Placing 9-16	28
	9:00	LATT / LATT (EST)	vs JURCIKOVA / STRIEGLER (CZE)	Quarterfinal	29
	9:00	GANNON / BUHR (USA)	vs TURTON / HOLDING (GBR)	Quarterfinal	30
	9:00	DONNECKE / GILBERT (CAN)	vs PEKSENA / BALODIS (LAT)	Quarterfinal	31
	9:00	SALONEN / TUHKANEN (FIN)	vs STEEN / JARNES (NOR)	Quarterfinal	32
	14:30	NARATH / AMANN (AUT)	vs MA / ZHAO (CHN)	Placing 13-16	33
	14:30	JAHN / HARTMANN (GER)	vs SWEETEN / HOUSTON (AUS)	Placing 13-16	34
	14:30	TSUKAMOTO / KAJIYAMA (JPN)	vs BODOVA / MOZOLA (SVK)	Placing 9-12	35
	14:30	JURGELEVICIUTE / GRICIUS (LTU)	vs BUITRAGO / LEGENDRE (FRA)	Placing 9-12	36
SUN 10 AUG	14:45	TURTON / HOLDING (GBR)	vs JURCIKOVA / STRIEGLER (CZE)	Placing 5-8	37
	15:00	STEEN / JARNES (NOR)	vs DONNECKE / GILBERT (CAN)	Placing 5-8	38
	15:15	LATT / LATT (EST)	vs GANNON / BUHR (USA)	Semifinal	39
	15:30	PEKSENA / BALODIS (LAT)	vs SALONEN / TUHKANEN (FIN)	Semifinal	40
	8:30	MA / ZHAO (CHN)	vs JAHN / HARTMANN (GER)	15th Place Game	41
	8:40	NARATH / AMANN (AUT)	vs SWEETEN / HOUSTON (AUS)	13th Place Game	42
	8:50	BODOVA / MOZOLA (SVK)	vs JURGELEVICIUTE / GRICIUS (LTU)	11th Place Game	43
	9:00	TSUKAMOTO / KAJIYAMA (JPN)	vs BUITRAGO / LEGENDRE (FRA)	9th Place Game	44
	9:10	TURTON / HOLDING (GBR)	vs DONNECKE / GILBERT (CAN)	7th Place Game	45
	9:20	JURCIKOVA / STRIEGLER (CZE)	vs STEEN / JARNES (NOR)	5th Place Game	46
	14:30	LATT / LATT (EST)	vs PEKSENA / BALODIS (LAT)	Bronze Medal Game	47
	14:45	GANNON / BUHR (USA)	vs SALONEN / TUHKANEN (FIN)	Gold Medal Game	48




Daily Schedule

Start Time	Starting Hole	Teams	Phase	Game No.
8:30	1	EST vs GBR	Preliminary Round - Group A	1
8:30	3	AUT vs CHN	Preliminary Round - Group A	2
8:30	5	CAN vs NOR	Preliminary Round - Group B	3
8:30	7	AUS vs LTU	Preliminary Round - Group B	4
8:30	10	FIN vs FRA	Preliminary Round - Group C	5
8:30	12	GER vs LAT	Preliminary Round - Group C	6
8:30	14	USA vs JPN	Preliminary Round - Group D	7
8:30	16	CZE vs SVK	Preliminary Round - Group D	8
14:00	16	EST vs CHN	Preliminary Round - Group A	9
14:00	14	AUT vs GBR	Preliminary Round - Group A	10
14:00	12	CAN vs LTU	Preliminary Round - Group B	11
14:00	10	AUS vs NOR	Preliminary Round - Group B	12
14:00	7	FIN vs LAT	Preliminary Round - Group C	13
14:00	5	FRA vs GER	Preliminary Round - Group C	14
14:00	3	USA vs SVK	Preliminary Round - Group D	15
14:00	1	CZE vs JPN	Preliminary Round - Group D	16
16:30	10	EST vs AUT	Preliminary Round - Group A	17
16:30	12	GBR vs CHN	Preliminary Round - Group A	18
16:30	14	CAN vs AUS	Preliminary Round - Group B	19
16:30	16	NOR vs LTU	Preliminary Round - Group B	20
16:30	1	FIN vs GER	Preliminary Round - Group C	21
16:30	3	FRA vs LAT	Preliminary Round - Group C	22
16:30	5	USA vs CZE	Preliminary Round - Group D	23
16:30	7	JPN vs SVK	Preliminary Round - Group D	24




Daily Schedule

Start Time	Starting Hole	Teams	Phase	Game No.
9:00	1	AUT vs JPN	Placing 9-16	25
9:00	5	LTU vs GER	Placing 9-16	26
9:00	7	FRA vs AUS	Placing 9-16	27
9:00	3	SVK vs CHN	Placing 9-16	28
9:00	10	EST vs CZE	Quarterfinal	29
9:00	12	USA vs GBR	Quarterfinal	30
9:00	14	CAN vs LAT	Quarterfinal	31
9:00	16	FIN vs NOR	Quarterfinal	32
14:30	5	AUT vs CHN	Placing 13-16	33
14:30	7	GER vs AUS	Placing 13-16	34
14:30	1	JPN vs SVK	Placing 9-12	35
14:30	3	LTU vs FRA	Placing 9-12	36
14:45	1	GBR vs CZE	Placing 5-8	37
15:00	1	NOR vs CAN	Placing 5-8	38
15:15	1	EST vs USA	Semifinal	39
15:30	1	LAT vs FIN	Semifinal	40



Daily Schedule


Start Time	Starting Hole	Teams	Phase	Game No.
8:30	1	CHN vs GER	15th Place Game	41
8:40	1	AUT vs AUS	13th Place Game	42
8:50	1	SVK vs LTU	11th Place Game	43
9:00	1	JPN vs FRA	9th Place Game	44
9:10	1	GBR vs CAN	7th Place Game	45
9:20	1	CZE vs NOR	5th Place Game	46
14:30	1	EST vs LAT	Bronze Medal Game	47
14:45	1	USA vs FIN	Gold Medal Game	48



Entry List by NOC

As of THU 7 AUG 2025


NOC	Team	Name	Date of Birth
AUS - Australia	SWEETTEN / HOUSTON	HOUSTON Blake	11 MAR 2006
		SWEETTEN Cassie	13 MAR 1984
AUT - Austria	NARATH / AMANN	AMANN Stanislaus	14 OCT 1996
		NARATH Raphaela	10 JUL 1991
CAN - Canada	DONNECKE / GILBERT	GILBERT Thomas	2 AUG 1999
		DONNECKE Sofia	30 JUL 1996
CHN - China	MA / ZHAO	ZHAO Chenfei	4 JUN 1988
		MA Yanwen	22 NOV 1994
CZE - Czechia	JURCIKOVA / STRIEGLER	STRIEGLER Petr	29 APR 2006
		JURCIKOVA Kristyna	23 SEP 2010
EST - Estonia	LATT / LATT	LATT Silver	26 JAN 1992
		LATT Kristin	3 JUL 1992
FIN - Finland	SALONEN / TUHKANEN	TUHKANEN Nestori	14 AUG 2003
		SALONEN Eveliina	3 SEP 1999
FRA - France	BUIRAGO ACEVEDO / LEGENDRE	LEGENDRE Dorian	10 MAY 2006
		BUIRAGO ACEVEDO Maria	4 AUG 1978
GBR - Great Britain	TURTON / HOLDING	HOLDING Ben	6 MAR 2005
		TURTON Rachel	12 JUN 1995
GER - Germany	JAHN / HARTMANN	HARTMANN Timo	30 APR 2004
		JAHN Wiebke	5 AUG 1986
JPN - Japan	TSUKAMOTO / KAJIYAMA	KAJIYAMA Manabu	16 MAY 1985
		TSUKAMOTO Rika	11 NOV 1975
LAT - Latvia	PEKSENA / BALODIS	BALODIS Rainers	8 JUL 2005
		PEKSENA Elizabete	28 AUG 2006
LTU - Lithuania	JURGELEVICIUTE / GRICIUS	GRICIUS Gabrielius	30 NOV 1994
		JURGELEVICIUTE Mireta	12 AUG 1999
NOR - Norway	STEEN / JARNES	JARNES Oyvind	23 FEB 1996
		STEEN Kristiansen	24 SEP 1996



Entry List by NOC

As of THU 7 AUG 2025

NOC	Team	Name	Date of Birth
SVK - Slovakia	BODOVA / MOZOLA	MOZOLA Tomas	19 SEP 2007
		BODOVA Katarina	12 APR 1981
USA - United States	GANNON / BUHR	BUHR Gannon	7 MAY 2005
		GANNON Marissa	29 MAR 1989




Medallists by Event

As of SUN 10 AUG 2025 at 17:17

After 1 of 1 Events

Event	Date	Medal	Name	NOC Code
Mixed	10 AUG 2025	GOLD	GANNON Marissa	USA
			BUHR Gannon	
		SILVER	SALONEN Eveliina	FIN
			TUHKANEN Nestori	
		BRONZE	PEKSENA Elizabete	LAT
			BALODIS Rainers	



Medal Standings

As of SUN 10 AUG 2025 at 17:17

After 1 of 1 Events

Rank	NOC	Mixed Team				Rank by Total
		G	S	B	Tot	
1	USA - United States	1			1	=1
2	FIN - Finland		1		1	=1
3	LAT - Latvia			1	1	=1
Total:		1	1	1	3	

Legend:

= Equal sign indicates that two or more countries share the same rank by total

B Bronze **G** Gold **S** Silver **Tot** Total

Timing and Results provided by Tissot




DISC GOLF

Mixed Doubles



Results Summary

Date	Start Time	Match No.	Phase	Teams	Result
8 AUG 2025	8:30	1	Preliminary Round - Group A	LATT / LATT (EST) - TURTON / HOLDING (GBR)	4 UP
	8:30	2	Preliminary Round - Group A	NARATH / AMANN (AUT) - MA / ZHAO (CHN)	1 UP
	8:30	3	Preliminary Round - Group B	DONNECKE / GILBERT (CAN) - STEEN / JARNES (NOR)	A/S
	8:30	4	Preliminary Round - Group B	SWEETTEN / HOUSTON (AUS) - JURGELEVICIUTE / GRICIUS (LTU)	A/S
	8:30	5	Preliminary Round - Group C	SALONEN / TUHKANEN (FIN) - BUITRAGO / LEGENDRE (FRA)	1 UP
	8:30	6	Preliminary Round - Group C	JAHN / HARTMANN (GER) - PEKSENA / BALODIS (LAT)	1 UP
	8:30	7	Preliminary Round - Group D	GANNON / BUHR (USA) - TSUKAMOTO / KAJIYAMA (JPN)	3 UP
	8:30	8	Preliminary Round - Group D	JURCIKOVA / STRIEGLER (CZE) - BODOVA / MOZOLA (SVK)	5 UP
	14:00	9	Preliminary Round - Group A	LATT / LATT (EST) - MA / ZHAO (CHN)	5 UP
	14:00	10	Preliminary Round - Group A	NARATH / AMANN (AUT) - TURTON / HOLDING (GBR)	2 UP
	14:00	11	Preliminary Round - Group B	DONNECKE / GILBERT (CAN) - JURGELEVICIUTE / GRICIUS (LTU)	5 UP
	14:00	12	Preliminary Round - Group B	SWEETTEN / HOUSTON (AUS) - STEEN / JARNES (NOR)	5 UP
	14:00	13	Preliminary Round - Group C	SALONEN / TUHKANEN (FIN) - PEKSENA / BALODIS (LAT)	1 UP
	14:00	14	Preliminary Round - Group C	BUITRAGO / LEGENDRE (FRA) - JAHN / HARTMANN (GER)	4 UP
	14:00	15	Preliminary Round - Group D	GANNON / BUHR (USA) - BODOVA / MOZOLA (SVK)	2 UP
	14:00	16	Preliminary Round - Group D	JURCIKOVA / STRIEGLER (CZE) - TSUKAMOTO / KAJIYAMA (JPN)	1 UP
	16:30	17	Preliminary Round - Group A	LATT / LATT (EST) - NARATH / AMANN (AUT)	A/S
	16:30	18	Preliminary Round - Group A	TURTON / HOLDING (GBR) - MA / ZHAO (CHN)	3 UP
	16:30	19	Preliminary Round - Group B	DONNECKE / GILBERT (CAN) - SWEETTEN / HOUSTON (AUS)	1 UP
	16:30	20	Preliminary Round - Group B	STEEN / JARNES (NOR) - JURGELEVICIUTE / GRICIUS (LTU)	3 UP
	16:30	21	Preliminary Round - Group C	SALONEN / TUHKANEN (FIN) - JAHN / HARTMANN (GER)	2 UP
	16:30	22	Preliminary Round - Group C	BUITRAGO / LEGENDRE (FRA) - PEKSENA / BALODIS (LAT)	5 UP
	16:30	23	Preliminary Round - Group D	GANNON / BUHR (USA) - JURCIKOVA / STRIEGLER (CZE)	A/S
	16:30	24	Preliminary Round - Group D	TSUKAMOTO / KAJIYAMA (JPN) - BODOVA / MOZOLA (SVK)	3 UP
9 AUG 2025	9:00	25	Placing 9-16	NARATH / AMANN (AUT) - TSUKAMOTO / KAJIYAMA (JPN)	5 UP
	9:00	26	Placing 9-16	JURGELEVICIUTE / GRICIUS (LTU) - JAHN / HARTMANN (GER)	2 UP
	9:00	27	Placing 9-16	BUITRAGO / LEGENDRE (FRA) - SWEETTEN / HOUSTON (AUS)	1 UP (19 Holes)
	9:00	28	Placing 9-16	BODOVA / MOZOLA (SVK) - MA / ZHAO (CHN)	3 UP
	9:00	29	Quarterfinal	LATT / LATT (EST) - JURCIKOVA / STRIEGLER (CZE)	4 UP
	9:00	30	Quarterfinal	GANNON / BUHR (USA) - TURTON / HOLDING (GBR)	7 UP
	9:00	31	Quarterfinal	DONNECKE / GILBERT (CAN) - PEKSENA / BALODIS (LAT)	3 UP
	9:00	32	Quarterfinal	SALONEN / TUHKANEN (FIN) - STEEN / JARNES (NOR)	3 UP
	14:30	33	Placing 13-16	NARATH / AMANN (AUT) - MA / ZHAO (CHN)	2 UP
	14:30	34	Placing 13-16	JAHN / HARTMANN (GER) - SWEETTEN / HOUSTON (AUS)	2 UP
	14:30	35	Placing 9-12	TSUKAMOTO / KAJIYAMA (JPN) - BODOVA / MOZOLA (SVK)	1 UP (19 Holes)
	14:30	36	Placing 9-12	JURGELEVICIUTE / GRICIUS (LTU) - BUITRAGO / LEGENDRE (FRA)	5 UP
	14:45	37	Placing 5-8	TURTON / HOLDING (GBR) - JURCIKOVA / STRIEGLER (CZE)	3 UP
	15:00	38	Placing 5-8	STEEN / JARNES (NOR) - DONNECKE / GILBERT (CAN)	3 UP
	15:15	39	Semifinal	LATT / LATT (EST) - GANNON / BUHR (USA)	3 UP
	15:30	40	Semifinal	PEKSENA / BALODIS (LAT) - SALONEN / TUHKANEN (FIN)	1 UP
10 AUG 2025	8:30	41	15th Place Game	MA / ZHAO (CHN) - JAHN / HARTMANN (GER)	7 UP
	8:40	42	13th Place Game	NARATH / AMANN (AUT) - SWEETTEN / HOUSTON (AUS)	1 UP (22 Holes)
	8:50	43	11th Place Game	BODOVA / MOZOLA (SVK) - JURGELEVICIUTE / GRICIUS (LTU)	5 UP
	9:00	44	9th Place Game	TSUKAMOTO / KAJIYAMA (JPN) - BUITRAGO / LEGENDRE (FRA)	3 UP
	9:10	45	7th Place Game	TURTON / HOLDING (GBR) - DONNECKE / GILBERT (CAN)	1 UP (21 Holes)
	9:20	46	5th Place Game	JURCIKOVA / STRIEGLER (CZE) - STEEN / JARNES (NOR)	1 UP (19 Holes)
	14:30	47	Bronze Medal Game	LATT / LATT (EST) - PEKSENA / BALODIS (LAT)	1 UP (21 Holes)
	14:45	48	Gold Medal Game	GANNON / BUHR (USA) - SALONEN / TUHKANEN (FIN)	5 UP



Tournament Summary

As of SUN 10 AUG 2025 at 17:12

Pool A					
Rank		EST	GBR	AUT	CHN
1	EST		4 UP	A/S	5 UP
2	GBR	4 DOWN		2 UP	3 UP
3	AUT	A/S	2 DOWN		1 UP
4	CHN	5 DOWN	3 DOWN	1 DOWN	

Games				Points
Played	Won	Draw	Lost	
3	2	1	0	5
3	2	0	1	4
3	1	1	1	3
3	0	0	3	0

Pool B					
Rank		CAN	NOR	LTU	AUS
1	CAN		A/S	5 UP	1 UP
2	NOR	A/S		3 UP	5 UP
3	LTU	5 DOWN	3 DOWN		A/S
4	AUS	1 DOWN	5 DOWN	A/S	

Games				Points
Played	Won	Draw	Lost	
3	2	1	0	5
3	2	1	0	5
3	0	1	2	1
3	0	1	2	1

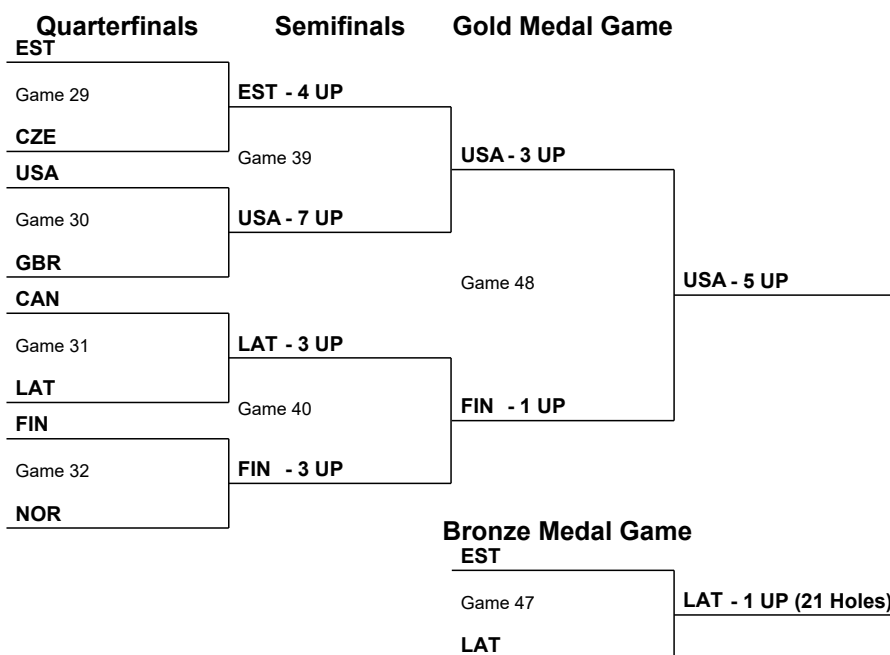
A playoff was held to break the tie for pool ranks 1-2 between CAN and NOR and pool ranks 3-4 between AUS and LTU.

Pool C					
Rank		FIN	LAT	FRA	GER
1	FIN		1 UP	1 UP	2 DOWN
2	LAT	1 DOWN		5 UP	1 UP
3	FRA	1 DOWN	5 DOWN		4 UP
4	GER	2 UP	1 DOWN	4 DOWN	

Games				Points
Played	Won	Draw	Lost	
3	2	0	1	4
3	2	0	1	4
3	1	0	2	2
3	1	0	2	2


Pool D					
Rank		USA	CZE	SVK	JPN
1	USA		A/S	2 UP	3 UP
2	CZE	A/S		5 UP	1 DOWN
3	SVK	2 DOWN	5 DOWN		3 UP
4	JPN	3 DOWN	1 UP	3 DOWN	

Games				Points
Played	Won	Draw	Lost	
3	2	1	0	5
3	1	1	1	3
3	1	0	2	2
3	1	0	2	2



Final Standings

Rank	Team
Gold	USA - GANNON / BUHR
Silver	FIN - SALONEN / TUHKANEN
Bronze	LAT - PEKSENA / BALODIS
4	EST - LATT / LATT
5	NOR - STEEN / JARNES
6	CZE - JURCIKOVA / STRIEGLER
7	CAN - DONNECKE / GILBERT
8	GBR - TURTON / HOLDING
9	FRA - BUITRAGO / LEGENDRE
10	JPN - TSUKAMOTO / KAJIYAMA
11	SVK - BODOVA / MOZOLA
12	LTU - JURGELEVICIUTE / GRICIUS
13	AUT - NARATH / AMANN
14	AUS - SWEETEN / HOUSTON
15	GER - JAHN / HARTMANN
16	CHN - MA / ZHAO



Tournament Summary

As of SUN 10 AUG 2025 at 17:12

Classification 5-8


GBR		
Game 37	CZE - 3 UP	
CZE		
NOR	Game 46	NOR - 1 UP (19 Holes)
Game 38	NOR - 3 UP	
CAN		
	GBR	
	Game 45	CAN - 1 UP (21 Holes)
	CAN	

Classification 9-16

AUT			
Game 25	JPN - 5 UP		
JPN			
SVK	Game 35	JPN - 1 UP (19 Holes)	
Game 28	SVK - 3 UP		
CHN			
LTU		Game 44	FRA - 3 UP
Game 26	LTU - 2 UP		
GER			
FRA	Game 36	FRA - 5 UP	
Game 27	FRA - 1 UP (19 Holes)		
AUS			
	SVK		
	Game 43	SVK - 5 UP	
	LTU		


Classification 13-16

AUT		
Game 33	AUT - 2 UP	
CHN		
GER	Game 42	AUT - 1 UP (22 Holes)
Game 34	AUS - 2 UP	
AUS		
	CHN	
	Game 41	GER - 7 UP
	GER	



Medallists

Medal	NOC	Name
GOLD	USA - United States	GANNON / BUHR GANNON Marissa BUHR Gannon
SILVER	FIN - Finland	SALONEN / TUHKANEN SALONEN Eveliina TUHKANEN Nestori
BRONZE	LAT - Latvia	PEKSENA / BALODIS PEKSENA Elizabete BALODIS Rainers



Start List

Game No: 41

MA / ZHAO (CHN) - JAHN / HARTMANN (GER)

1 MA Yanwen
2 ZHAO Chenfei

1 JAHN Wiebke
2 HARTMANN Timo

Results in these World Games

Phase	Opponent	NOC Code	Score	Phase	Opponent	NOC Code	Score
Pool A	NARATH / AMANN	AUT	1 DOWN	Pool C	PEKSENA / BALODIS	LAT	1 DOWN
Pool A	LATT / LATT	EST	5 DOWN	Pool C	BITRAGO / LEGENDRE	FRA	4 DOWN
Pool A	TURTON / HOLDING	GBR	3 DOWN	Pool C	SALONEN / TUHKANEN	FIN	2 UP
Placing 9-16	BODOVA / MOZOLA	SVK	3 DOWN	Placing 9-16	JURGELEVICIUTE / GRICIUS	LTU	2 DOWN
Placing 13-16	NARATH / AMANN	AUT	2 DOWN	Placing 13-16	SWEETTEN / HOUSTON	AUS	2 DOWN

Legend:
A/S All Square


Results

Game No: 41

MA / ZHAO (CHN) vs. JAHN / HARTMANN (GER)

7 UP

	Hole	1	2	3	4	5	6	7	8	9	10	11	12	13	14	15	16	17	18
	Par	4	3	3	3	3	3	4	4	3	3	3	4	4	3	4	3	3	3
MA / ZHAO (CHN)		6	4	3	5	3	4	3	3	4	2	4	4	1	1	1	1	1	1
JAHN / HARTMANN (GER)		5	3	3	4	3	3	3	3	3	2	2	3	1	1	1	1	1	1



Start List

Game No: 42

NARATH / AMANN (AUT) - SWEETTEN / HOUSTON (AUS)

1 NARATH Raphaela
2 AMANN Stanislaus

1 SWEETTEN Cassie
2 HOUSTON Blake

Results in these World Games

Phase	Opponent	NOC Code	Score	Phase	Opponent	NOC Code	Score
Pool A	MA / ZHAO	CHN	1 UP	Pool B	JURGELEVICIUTE / GRICIUS	LTU	A/S
Pool A	TURTON / HOLDING	GBR	2 DOWN	Pool B	STEEN / JARNES	NOR	5 DOWN
Pool A	LATT / LATT	EST	A/S	Pool B	DONNECKE / GILBERT	CAN	1 DOWN
Placing 9-16	TSUKAMOTO / KAJIYAMA	JPN	5 DOWN	Placing 9-16	BUITRAGO / LEGENDRE	FRA	1 DOWN (19 Holes)
Placing 13-16	MA / ZHAO	CHN	2 UP	Placing 13-16	JAHN / HARTMANN	GER	2 UP

Legend:
A/S All Square

Results


Game No: 42

NARATH / AMANN (AUT) vs. SWEETTEN / HOUSTON (AUS)
 1 UP (22 Holes)

	Hole	1	2	3	4	5	6	7	8	9	10	11	12	13	14	15	16	17	18
	Par	4	3	3	3	3	3	4	4	3	3	3	4	4	3	4	3	3	3
NARATH / AMANN (AUT)		4	4	4	3	3	3	3	4	3	2	4	3	4	4	4	3	4	3
SWEETTEN / HOUSTON (AUS)		5	4	4	3	3	3	4	3	3	3	3	4	3	3	4	4	3	3

Hole by Hole Play-off

	Hole				
	Par				
NARATH / AMANN (AUT)		3	3	3	3
SWEETTEN / HOUSTON (AUS)		3	3	3	4



Start List

Game No: 43

BODOVA / MOZOLA (SVK) - JURGELEVICIUTE / GRICIUS (LTU)

1 BODOVA Katarina
2 MOZOLA Tomas

1 JURGELEVICIUTE Mireta
2 GRICIUS Gabrielius

Results in these World Games

Phase	Opponent	NOC Code	Score	Phase	Opponent	NOC Code	Score
Pool D	JURCIKOVA / STRIEGLER	CZE	5 DOWN	Pool B	SWEETEN / HOUSTON	AUS	A/S
Pool D	GANNON / BUHR	USA	2 DOWN	Pool B	DONNECKE / GILBERT	CAN	5 DOWN
Pool D	TSUKAMOTO / KAJIYAMA	JPN	3 UP	Pool B	STEEN / JARNES	NOR	3 DOWN
Placing 9-16	MA / ZHAO	CHN	3 UP	Placing 9-16	JAHN / HARTMANN	GER	2 UP
Placing 9-12	TSUKAMOTO / KAJIYAMA	JPN	1 DOWN (19 Holes)	Placing 9-12	BITRAGO / LEGENDRE	FRA	5 DOWN

Legend:

A/S All Square

Timing and Results provided by Tissot


Results

Game No: 43

BODOVA / MOZOLA (SVK) vs. JURGELEVICIUTE / GRICIUS (LTU)

5 UP

	Hole	1	2	3	4	5	6	7	8	9	10	11	12	13	14	15	16	17	18
	Par	4	3	3	3	3	3	4	4	3	3	3	4	4	3	4	3	3	3
BODOVA / MOZOLA (SVK)		4	3	4	3	3	2	3	3	3	3	4	4	3	3	1	1	1	1
JURGELEVICIUTE / GRICIUS (LTU)		4	3	5	3	4	3	4	3	3	3	5	3	4	3	1	1	1	1



Start List

Game No: 44

TSUKAMOTO / KAJIYAMA (JPN) - BUITRAGO / LEGENDRE (FRA)

1 TSUKAMOTO Rika
2 KAJIYAMA Manabu

1 BUITRAGO ACEVEDO Maria
2 LEGENDRE Dorian

Results in these World Games

Phase	Opponent	NOC Code	Score	Phase	Opponent	NOC Code	Score
Pool D	GANNON / BUHR	USA	3 DOWN	Pool C	SALONEN / TUHKANEN	FIN	1 DOWN
Pool D	JURCIKOVA / STRIEGLER	CZE	1 UP	Pool C	JAHN / HARTMANN	GER	4 UP
Pool D	BODOVA / MOZOLA	SVK	3 DOWN	Pool C	PEKSENA / BALODIS	LAT	5 DOWN
Placing 9-16	NARATH / AMANN	AUT	5 UP	Placing 9-16	SWEETEN / HOUSTON	AUS	1 UP (19 Holes)
Placing 9-12	BODOVA / MOZOLA	SVK	1 UP (19 Holes)	Placing 9-12	JURGELEVICIUTE / GRICIUS	LTU	5 UP

Legend:

A/S All Square

Timing and Results provided by Tissot


Results

Game No: 44

TSUKAMOTO / KAJIYAMA (JPN) vs. BUITRAGO / LEGENDRE (FRA)

3 UP

	Hole	1	2	3	4	5	6	7	8	9	10	11	12	13	14	15	16	17	18
	Par	4	3	3	3	3	3	4	4	3	3	3	4	4	3	4	3	3	3
TSUKAMOTO / KAJIYAMA (JPN)		4	5	5	3	4	3	3	4	3	3	4	4	3	3	4	3	1	1
BUITRAGO / LEGENDRE (FRA)		4	4	4	3	4	3	3	3	3	2	4	5	3	2	5	3	1	1



Start List

Game No: 45

TURTON / HOLDING (GBR) - DONNECKE / GILBERT (CAN)

1 TURTON Rachel
2 HOLDING Ben

1 DONNECKE Sofia
2 GILBERT Thomas

Results in these World Games

Phase	Opponent	NOC Code	Score	Phase	Opponent	NOC Code	Score
Pool A	LATT / LATT	EST	4 DOWN	Pool B	STEEN / JARNES	NOR	A/S
Pool A	NARATH / AMANN	AUT	2 UP	Pool B	JURGELEVICIUTE / GRICIUS	LTU	5 UP
Pool A	MA / ZHAO	CHN	3 UP	Pool B	SWEETTEN / HOUSTON	AUS	1 UP
Quarterfinal	GANNON / BUHR	USA	7 DOWN	Quarterfinal	PEKSENA / BALODIS	LAT	3 DOWN
Placing 5-8	JURCIKOVA / STRIEGLER	CZE	3 DOWN	Placing 5-8	STEEN / JARNES	NOR	3 DOWN

Legend:

A/S All Square

Timing and Results provided by Tissot

Results


Game No: 45

TURTON / HOLDING (GBR) vs. **DONNECKE / GILBERT (CAN)**
1 UP (21 Holes)

	Hole	1	2	3	4	5	6	7	8	9	10	11	12	13	14	15	16	17	18
	Par	4	3	3	3	3	3	4	4	3	3	3	4	4	3	4	3	3	3
TURTON / HOLDING (GBR)		5	4	3	3	5	3	3	3	3	2	3	3	4	2	4	4	4	2
DONNECKE / GILBERT (CAN)		5	4	4	3	4	4	3	3	3	3	3	3	3	3	3	3	2	3

Hole by Hole Play-off

	Hole			
	Par			
TURTON / HOLDING (GBR)		3	2	4
DONNECKE / GILBERT (CAN)		3	2	3



Start List

Game No: 46

JURCIKOVA / STRIEGLER (CZE) - STEEN / JARNES (NOR)

1 JURCIKOVA Kristyna
2 STRIEGLER Petr

1 STEEN Kristiansen
2 JARNES Oyvind

Results in these World Games

Phase	Opponent	NOC Code	Score	Phase	Opponent	NOC Code	Score
Pool D	BODOVA / MOZOLA	SVK	5 UP	Pool B	DONNECKE / GILBERT	CAN	A/S
Pool D	TSUKAMOTO / KAJIYAMA	JPN	1 DOWN	Pool B	SWEETEN / HOUSTON	AUS	5 UP
Pool D	GANNON / BUHR	USA	A/S	Pool B	JURGELEVICIUTE / GRICIUS	LTU	3 UP
Quarterfinal	LATT / LATT	EST	4 DOWN	Quarterfinal	SALONEN / TUHKANEN	FIN	3 DOWN
Placing 5-8	TURTON / HOLDING	GBR	3 UP	Placing 5-8	DONNECKE / GILBERT	CAN	3 UP

Legend:

A/S All Square

Timing and Results provided by Tissot

Results


Game No: 46

JURCIKOVA / STRIEGLER (CZE) vs. **STEEN / JARNES (NOR)**
1 UP (19 Holes)

	Hole	1	2	3	4	5	6	7	8	9	10	11	12	13	14	15	16	17	18
	Par	4	3	3	3	3	3	4	4	3	3	3	4	4	3	4	3	3	3
JURCIKOVA / STRIEGLER (CZE)		4	4	3	3	3	3	4	3	4	3	3	3	2	3	4	3	3	2
STEEN / JARNES (NOR)		5	3	3	3	3	3	3	3	3	3	4	3	2	4	3	3	3	3

Hole by Hole Play-off

	Hole
	Par
JURCIKOVA / STRIEGLER (CZE)	4
STEEN / JARNES (NOR)	3



Start List

Game No: 47

LATT / LATT (EST) - PEKSENA / BALODIS (LAT)

1 LATT Kristin
2 LATT Silver

1 PEKSENA Elizabete
2 BALODIS Rainers

Results in these World Games

Phase	Opponent	NOC Code	Score	Phase	Opponent	NOC Code	Score
Pool A	TURTON / HOLDING	GBR	4 UP	Pool C	JAHN / HARTMANN	GER	1 UP
Pool A	MA / ZHAO	CHN	5 UP	Pool C	SALONEN / TUHKANEN	FIN	1 DOWN
Pool A	NARATH / AMANN	AUT	A/S	Pool C	BITRAGO / LEGENDRE	FRA	5 UP
Quarterfinal	JURCIKOVA / STRIEGLER	CZE	4 UP	Quarterfinal	DONNECKE / GILBERT	CAN	3 UP
Semifinal	GANNON / BUHR	USA	3 DOWN	Semifinal	SALONEN / TUHKANEN	FIN	1 DOWN

Legend:

A/S All Square

Timing and Results provided by Tissot

Results

Game No: 47


LATT / LATT (EST) vs. PEKSENA / BALODIS (LAT)

1 UP (21 Holes)

	Hole	1	2	3	4	5	6	7	8	9	10	11	12	13	14	15	16	17	18
	Par	4	3	3	3	3	3	4	4	3	3	3	4	4	3	4	3	3	3
LATT / LATT (EST)		4	2	3	3	3	3	3	3	3	2	4	2	4	3	4	3	3	4
PEKSENA / BALODIS (LAT)		4	3	2	3	3	3	3	4	2	3	4	4	3	3	5	3	2	2

Hole by Hole Play-off

	Hole			
	Par			
LATT / LATT (EST)		3	3	4
PEKSENA / BALODIS (LAT)		3	3	3



Start List

Game No: 48

GANNON / BUHR (USA) - SALONEN / TUHKANEN (FIN)

1 GANNON Marissa
2 BUHR Gannon

1 SALONEN Eveliina
2 TUHKANEN Nestori

Results in these World Games

Phase	Opponent	NOC Code	Score	Phase	Opponent	NOC Code	Score
Pool D	TSUKAMOTO / KAJIYAMA	JPN	3 UP	Pool C	BUITRAGO / LEGENDRE	FRA	1 UP
Pool D	BODOVA / MOZOLA	SVK	2 UP	Pool C	PEKSENA / BALODIS	LAT	1 UP
Pool D	JURCIKOVA / STRIEGLER	CZE	A/S	Pool C	JAHN / HARTMANN	GER	2 DOWN
Quarterfinal	TURTON / HOLDING	GBR	7 UP	Quarterfinal	STEEN / JARNES	NOR	3 UP
Semifinal	LATT / LATT	EST	3 UP	Semifinal	PEKSENA / BALODIS	LAT	1 UP

Legend:
A/S All Square


Results

Game No: 48

GANNON / BUHR (USA) vs. SALONEN / TUHKANEN (FIN)

5 UP

	Hole	1	2	3	4	5	6	7	8	9	10	11	12	13	14	15	16	17	18
	Par	4	3	3	3	3	3	4	4	3	3	3	4	4	3	4	3	3	3
GANNON / BUHR (USA)		3	3	2	3	2	3	5	3	3	3	3	3	3	3	4	1	1	1
SALONEN / TUHKANEN (FIN)		5	4	3	4	2	3	3	3	3	3	4	3	3	3	5	1	1	1



Start List

Game No: 39

LATT / LATT (EST) - GANNON / BUHR (USA)


1 LATT Kristin
2 LATT Silver

1 GANNON Marissa
2 BUHR Gannon

Results in these World Games

Phase	Opponent	NOC Code	Score	Phase	Opponent	NOC Code	Score
Pool A	TURTON / HOLDING	GBR	4 UP	Pool D	TSUKAMOTO / KAJIYAMA	JPN	3 UP
Pool A	MA / ZHAO	CHN	5 UP	Pool D	BODOVA / MOZOLA	SVK	2 UP
Pool A	NARATH / AMANN	AUT	A/S	Pool D	JURCIKOVA / STRIEGLER	CZE	A/S
Quarterfinal	JURCIKOVA / STRIEGLER	CZE	4 UP	Quarterfinal	TURTON / HOLDING	GBR	7 UP

Legend:
A/S All Square




Results

Game No: 39

LATT / LATT (EST) vs. GANNON / BUHR (USA)
3 UP

	Hole	1	2	3	4	5	6	7	8	9	10	11	12	13	14	15	16	17	18
	Par	4	3	3	3	3	3	4	4	3	3	3	4	4	3	4	3	3	3
LATT / LATT (EST)		3	3	3	3	3	2	3	4	2	2	3	4	4	3	5	3	1	1
GANNON / BUHR (USA)		3	3	2	3	3	3	3	3	2	2	3	4	3	3	4	3	1	1



Start List

Game No: 40

PEKSENA / BALODIS (LAT) - SALONEN / TUHKANEN (FIN)

1 PEKSENA Elizabete
2 BALODIS Rainers

1 SALONEN Eveliina
2 TUHKANEN Nestori

Results in these World Games

Phase	Opponent	NOC Code	Score	Phase	Opponent	NOC Code	Score
Pool C	JAHN / HARTMANN	GER	1 UP	Pool C	BUITRAGO / LEGENDRE	FRA	1 UP
Pool C	SALONEN / TUHKANEN	FIN	1 DOWN	Pool C	PEKSENA / BALODIS	LAT	1 UP
Pool C	BUITRAGO / LEGENDRE	FRA	5 UP	Pool C	JAHN / HARTMANN	GER	2 DOWN
Quarterfinal	DONNECKE / GILBERT	CAN	3 UP	Quarterfinal	STEEN / JARNES	NOR	3 UP

Legend:
A/S All Square


Results

Game No: 40

PEKSENA / BALODIS (LAT) vs. SALONEN / TUHKANEN (FIN)

1 UP

	Hole	1	2	3	4	5	6	7	8	9	10	11	12	13	14	15	16	17	18
	Par	4	3	3	3	3	3	4	4	3	3	3	4	4	3	4	3	3	3
PEKSENA / BALODIS (LAT)		4	4	3	3	3	2	3	3	3	2	2	4	3	3	4	3	3	3
SALONEN / TUHKANEN (FIN)		3	3	3	3	4	3	3	3	2	2	3	3	4	2	5	3	2	3



Start List

Game No: 37

TURTON / HOLDING (GBR) - JURCIKOVA / STRIEGLER (CZE)

1 TURTON Rachel
2 HOLDING Ben

1 JURCIKOVA Kristyna
2 STRIEGLER Petr

Results in these World Games

Phase	Opponent	NOC Code	Score	Phase	Opponent	NOC Code	Score
Pool A	LATT / LATT	EST	4 DOWN	Pool D	BODOVA / MOZOLA	SVK	5 UP
Pool A	NARATH / AMANN	AUT	2 UP	Pool D	TSUKAMOTO / KAJIYAMA	JPN	1 DOWN
Pool A	MA / ZHAO	CHN	3 UP	Pool D	GANNON / BUHR	USA	A/S
Quarterfinal	GANNON / BUHR	USA	7 DOWN	Quarterfinal	LATT / LATT	EST	4 DOWN

Legend:

A/S All Square

Timing and Results provided by Tissot


Results

Game No: 37

TURTON / HOLDING (GBR) vs. JURCIKOVA / STRIEGLER (CZE)

3 UP

	Hole	1	2	3	4	5	6	7	8	9	10	11	12	13	14	15	16	17	18
	Par	4	3	3	3	3	3	4	4	3	3	3	4	4	3	4	3	3	3
TURTON / HOLDING (GBR)		5	4	3	3	2	2	4	3	3	3	4	3	3	2	5	4	1	1
JURCIKOVA / STRIEGLER (CZE)		4	4	3	2	3	3	4	3	3	3	3	3	3	2	4	3	1	1



Start List

Game No: 38

STEEN / JARNES (NOR) - DONNECKE / GILBERT (CAN)

1 STEEN Kristiansen
2 JARNES Oyvind

1 DONNECKE Sofia
2 GILBERT Thomas

Results in these World Games

Phase	Opponent	NOC Code	Score	Phase	Opponent	NOC Code	Score
Pool B	DONNECKE / GILBERT	CAN	A/S	Pool B	STEEN / JARNES	NOR	A/S
Pool B	SWEETTEN / HOUSTON	AUS	5 UP	Pool B	JURGELEVICIUTE / GRICIUS	LTU	5 UP
Pool B	JURGELEVICIUTE / GRICIUS	LTU	3 UP	Pool B	SWEETTEN / HOUSTON	AUS	1 UP
Quarterfinal	SALONEN / TUHKANEN	FIN	3 DOWN	Quarterfinal	PEKSENA / BALODIS	LAT	3 DOWN

Legend:
A/S All Square


Results

Game No: 38

STEEN / JARNES (NOR) vs. DONNECKE / GILBERT (CAN)

3 UP

	Hole	1	2	3	4	5	6	7	8	9	10	11	12	13	14	15	16	17	18
	Par	4	3	3	3	3	3	4	4	3	3	3	4	4	3	4	3	3	3
STEEN / JARNES (NOR)		4	3	3	3	4	3	3	3	3	2	3	3	3	2	4	3	2	1
DONNECKE / GILBERT (CAN)		5	4	2	2	4	4	4	3	4	3	3	3	2	3	3	2	3	1



Start List

Game No: 35

TSUKAMOTO / KAJIYAMA (JPN) - BODOVA / MOZOLA (SVK)

1 TSUKAMOTO Rika
2 KAJIYAMA Manabu

1 BODOVA Katarina
2 MOZOLA Tomas

Results in these World Games

Phase	Opponent	NOC Code	Score	Phase	Opponent	NOC Code	Score
Pool D	GANNON / BUHR	USA	3 DOWN	Pool D	JURCIKOVA / STRIEGLER	CZE	5 DOWN
Pool D	JURCIKOVA / STRIEGLER	CZE	1 UP	Pool D	GANNON / BUHR	USA	2 DOWN
Pool D	BODOVA / MOZOLA	SVK	3 DOWN	Pool D	TSUKAMOTO / KAJIYAMA	JPN	3 UP
Placing 9-16	NARATH / AMANN	AUT	5 UP	Placing 9-16	MA / ZHAO	CHN	3 UP

Legend:

A/S All Square

Timing and Results provided by Tissot

Results


Game No: 35

TSUKAMOTO / KAJIYAMA (JPN) vs. BODOVA / MOZOLA (SVK)
 1 UP (19 Holes)

	Hole	1	2	3	4	5	6	7	8	9	10	11	12	13	14	15	16	17	18
	Par	4	3	3	3	3	3	4	4	3	3	3	4	4	3	4	3	3	3
TSUKAMOTO / KAJIYAMA (JPN)		4	4	2	3	4	3	3	3	3	2	3	3	4	3	4	3	4	2
BODOVA / MOZOLA (SVK)		5	4	4	3	3	2	3	3	3	2	3	3	3	4	4	3	3	3

Hole by Hole Play-off

	Hole	
	Par	
TSUKAMOTO / KAJIYAMA (JPN)		4
BODOVA / MOZOLA (SVK)		5



Start List

Game No: 36

JURGELEVICIUTE / GRICIUS (LTU) - BUITRAGO / LEGENDRE (FRA)

1 JURGELEVICIUTE Mireta
2 GRICIUS Gabrielius

1 BUITRAGO ACEVEDO Maria
2 LEGENDRE Dorian

Results in these World Games

Phase	Opponent	NOC Code	Score	Phase	Opponent	NOC Code	Score
Pool B	SWEETEN / HOUSTON	AUS	A/S	Pool C	SALONEN / TUHKANEN	FIN	1 DOWN
Pool B	DONNECKE / GILBERT	CAN	5 DOWN	Pool C	JAHN / HARTMANN	GER	4 UP
Pool B	STEEN / JARNES	NOR	3 DOWN	Pool C	PEKSENA / BALODIS	LAT	5 DOWN
Placing 9-16	JAHN / HARTMANN	GER	2 UP	Placing 9-16	SWEETEN / HOUSTON	AUS	1 UP (19 Holes)

Legend:
A/S All Square


Results

Game No: 36

JURGELEVICIUTE / GRICIUS (LTU) vs. BUITRAGO / LEGENDRE (FRA)

5 UP

	Hole	1	2	3	4	5	6	7	8	9	10	11	12	13	14	15	16	17	18
	Par	4	3	3	3	3	3	4	4	3	3	3	4	4	3	4	3	3	3
JURGELEVICIUTE / GRICIUS (LTU)		1	1	4	3	4	3	4	4	4	2	4	3	3	4	3	3	3	1
BUITRAGO / LEGENDRE (FRA)		1	1	3	4	3	4	3	3	4	2	3	3	2	3	4	3	2	1



Start List

Game No: 33

NARATH / AMANN (AUT) - MA / ZHAO (CHN)

1 NARATH Raphaela
2 AMANN Stanislaus

1 MA Yanwen
2 ZHAO Chenfei

Results in these World Games

Phase	Opponent	NOC Code	Score	Phase	Opponent	NOC Code	Score
Pool A	MA / ZHAO	CHN	1 UP	Pool A	NARATH / AMANN	AUT	1 DOWN
Pool A	TURTON / HOLDING	GBR	2 DOWN	Pool A	LATT / LATT	EST	5 DOWN
Pool A	LATT / LATT	EST	A/S	Pool A	TURTON / HOLDING	GBR	3 DOWN
Placing 9-16	TSUKAMOTO / KAJIYAMA	JPN	5 DOWN	Placing 9-16	BODOVA / MOZOLA	SVK	3 DOWN

Legend:

A/S All Square

Timing and Results provided by Tissot




Results

Game No: 33

NARATH / AMANN (AUT) vs. MA / ZHAO (CHN)
2 UP

	Hole	1	2	3	4	5	6	7	8	9	10	11	12	13	14	15	16	17	18
	Par	4	3	3	3	3	3	4	4	3	3	3	4	4	3	4	3	3	3
NARATH / AMANN (AUT)		4	5	3	1	4	4	3	4	3	2	3	3	3	4	6	3	3	3
MA / ZHAO (CHN)		4	3	3	1	3	4	3	4	2	3	4	4	3	3	7	4	4	3



Start List

Game No: 34

JAHN / HARTMANN (GER) - SWEETTEN / HOUSTON (AUS)

1 JAHN Wiebke
2 HARTMANN Timo

1 SWEETTEN Cassie
2 HOUSTON Blake

Results in these World Games

Phase	Opponent	NOC Code	Score	Phase	Opponent	NOC Code	Score
Pool C	PEKSENA / BALODIS	LAT	1 DOWN	Pool B	JURGELEVICIUTE / GRICIUS	LTU	A/S
Pool C	BUITRAGO / LEGENDRE	FRA	4 DOWN	Pool B	STEEN / JARNES	NOR	5 DOWN
Pool C	SALONEN / TUHKANEN	FIN	2 UP	Pool B	DONNECKE / GILBERT	CAN	1 DOWN
Placing 9-16	JURGELEVICIUTE / GRICIUS	LTU	2 DOWN	Placing 9-16	BUITRAGO / LEGENDRE	FRA	1 DOWN (19 Holes)

Legend:
A/S All Square


Results

Game No: 34

JAHN / HARTMANN (GER) vs. SWEETTEN / HOUSTON (AUS)

2 UP

	Hole	1	2	3	4	5	6	7	8	9	10	11	12	13	14	15	16	17	18
	Par	4	3	3	3	3	3	4	4	3	3	3	4	4	3	4	3	3	3
JAHN / HARTMANN (GER)		4	3	4	3	4	1	3	3	2	2	4	4	3	3	4	3	3	3
SWEETTEN / HOUSTON (AUS)		4	3	4	3	3	1	4	3	3	3	3	4	3	2	4	3	2	2



Start List

Game No: 29

LATT / LATT (EST) - JURCIKOVA / STRIEGLER (CZE)

1 LATT Kristin
2 LATT Silver

1 JURCIKOVA Kristyna
2 STRIEGLER Petr

Results in these World Games

Phase	Opponent	NOC Code	Score	Phase	Opponent	NOC Code	Score
Pool A	TURTON / HOLDING	GBR	4 UP	Pool D	BODOVA / MOZOLA	SVK	5 UP
Pool A	MA / ZHAO	CHN	5 UP	Pool D	TSUKAMOTO / KAJIYAMA	JPN	1 DOWN
Pool A	NARATH / AMANN	AUT	A/S	Pool D	GANNON / BUHR	USA	A/S

Legend:
A/S All Square


Results

Game No: 29

LATT / LATT (EST) vs. JURCIKOVA / STRIEGLER (CZE)

4 UP

	Hole	1	2	3	4	5	6	7	8	9	10	11	12	13	14	15	16	17	18
	Par	4	3	3	3	3	3	4	4	3	3	3	4	4	3	4	3	3	3
LATT / LATT (EST)		4	3	3	3	3	2	3	1	1	2	3	4	3	2	4	3	3	2
JURCIKOVA / STRIEGLER (CZE)		5	3	3	3	4	3	4	1	1	2	4	3	3	2	4	3	3	2



Start List

Game No: 30

GANNON / BUHR (USA) - TURTON / HOLDING (GBR)

1 GANNON Marissa
2 BUHR Gannon

1 TURTON Rachel
2 HOLDING Ben

Results in these World Games

Phase	Opponent	NOC Code	Score	Phase	Opponent	NOC Code	Score
Pool D	TSUKAMOTO / KAJIYAMA	JPN	3 UP	Pool A	LATT / LATT	EST	4 DOWN
Pool D	BODOVA / MOZOLA	SVK	2 UP	Pool A	NARATH / AMANN	AUT	2 UP
Pool D	JURCIKOVA / STRIEGLER	CZE	A/S	Pool A	MA / ZHAO	CHN	3 UP

Legend:

A/S All Square

Timing and Results provided by Tissot


Results

Game No: 30

GANNON / BUHR (USA) vs. TURTON / HOLDING (GBR)

7 UP

	Hole	1	2	3	4	5	6	7	8	9	10	11	12	13	14	15	16	17	18
	Par	4	3	3	3	3	3	4	4	3	3	3	4	4	3	4	3	3	3
GANNON / BUHR (USA)		3	4	3	2	3	2	1	1	1	1	1	4	2	2	3	3	3	2
TURTON / HOLDING (GBR)		4	4	4	3	4	3	1	1	1	1	1	4	3	2	4	3	3	2



Start List

Game No: 31

DONNECKE / GILBERT (CAN) - PEKSENA / BALODIS (LAT)

1 DONNECKE Sofia
2 GILBERT Thomas

1 PEKSENA Elizabete
2 BALODIS Rainers

Results in these World Games

Phase	Opponent	NOC Code	Score	Phase	Opponent	NOC Code	Score
Pool B	STEEN / JARNES	NOR	A/S	Pool C	JAHN / HARTMANN	GER	1 UP
Pool B	JURGELEVICIUTE / GRICIUS	LTU	5 UP	Pool C	SALONEN / TUHKANEN	FIN	1 DOWN
Pool B	SWEETEN / HOUSTON	AUS	1 UP	Pool C	BITRAGO / LEGENDRE	FRA	5 UP

Legend:
A/S All Square


Results

Game No: 31

DONNECKE / GILBERT (CAN) vs. PEKSENA / BALODIS (LAT)

3 UP

	Hole	1	2	3	4	5	6	7	8	9	10	11	12	13	14	15	16	17	18
	Par	4	3	3	3	3	3	4	4	3	3	3	4	4	3	4	3	3	3
DONNECKE / GILBERT (CAN)		4	3	4	3	2	4	3	3	3	2	3	1	1	2	4	3	3	3
PEKSENA / BALODIS (LAT)		3	3	4	4	3	2	3	3	2	3	3	1	1	2	3	3	2	2



Start List

Game No: 32

SALONEN / TUHKANEN (FIN) - STEEN / JARNES (NOR)

1 SALONEN Eveliina
2 TUHKANEN Nestori

1 STEEN Kristiansen
2 JARNES Oyvind

Results in these World Games

Phase	Opponent	NOC Code	Score	Phase	Opponent	NOC Code	Score
Pool C	BUITRAGO / LEGENDRE	FRA	1 UP	Pool B	DONNECKE / GILBERT	CAN	A/S
Pool C	PEKSENA / BALODIS	LAT	1 UP	Pool B	SWEETTEN / HOUSTON	AUS	5 UP
Pool C	JAHN / HARTMANN	GER	2 DOWN	Pool B	JURGELEVICIUTE / GRICIUS	LTU	3 UP

Legend:

A/S All Square


Results

Game No: 32

SALONEN / TUHKANEN (FIN) vs. STEEN / JARNES (NOR)

3 UP

	Hole	1	2	3	4	5	6	7	8	9	10	11	12	13	14	15	16	17	18
	Par	4	3	3	3	3	3	4	4	3	3	3	4	4	3	4	3	3	3
SALONEN / TUHKANEN (FIN)		4	4	3	3	3	3	4	3	3	4	3	3	3	1	1	4	2	3
STEEN / JARNES (NOR)		4	4	4	4	3	3	5	4	2	3	2	3	4	1	1	3	3	4



Start List

Game No: 25

NARATH / AMANN (AUT) - TSUKAMOTO / KAJIYAMA (JPN)

1 NARATH Raphaela
2 AMANN Stanislaus

1 TSUKAMOTO Rika
2 KAJIYAMA Manabu

Results in these World Games

Phase	Opponent	NOC Code	Score	Phase	Opponent	NOC Code	Score
Pool A	MA / ZHAO	CHN	1 UP	Pool D	GANNON / BUHR	USA	3 DOWN
Pool A	TURTON / HOLDING	GBR	2 DOWN	Pool D	JURCIKOVA / STRIEGLER	CZE	1 UP
Pool A	LATT / LATT	EST	A/S	Pool D	BODOVA / MOZOLA	SVK	3 DOWN

Legend:

A/S All Square

Timing and Results provided by Tissot


Results

Game No: 25

NARATH / AMANN (AUT) vs. TSUKAMOTO / KAJIYAMA (JPN)

5 UP

	Hole	1	2	3	4	5	6	7	8	9	10	11	12	13	14	15	16	17	18
	Par	4	3	3	3	3	3	4	4	3	3	3	4	4	3	4	3	3	3
NARATH / AMANN (AUT)		4	4	3	3	6	3	3	4	3	4	4	4	3	4	7	1	1	1
TSUKAMOTO / KAJIYAMA (JPN)		4	4	3	3	3	2	3	3	3	2	5	3	4	3	5	1	1	1



Start List

Game No: 28

BODOVA / MOZOLA (SVK) - MA / ZHAO (CHN)

1 BODOVA Katarina
2 MOZOLA Tomas

1 MA Yanwen
2 ZHAO Chenfei

Results in these World Games

Phase	Opponent	NOC Code	Score	Phase	Opponent	NOC Code	Score
Pool D	JURCIKOVA / STRIEGLER	CZE	5 DOWN	Pool A	NARATH / AMANN	AUT	1 DOWN
Pool D	GANNON / BUHR	USA	2 DOWN	Pool A	LATT / LATT	EST	5 DOWN
Pool D	TSUKAMOTO / KAJIYAMA	JPN	3 UP	Pool A	TURTON / HOLDING	GBR	3 DOWN

Legend:

A/S All Square

Timing and Results provided by Tissot




Results

Game No: 28

BODOVA / MOZOLA (SVK) vs. MA / ZHAO (CHN)
3 UP

	Hole	1	2	3	4	5	6	7	8	9	10	11	12	13	14	15	16	17	18
	Par	4	3	3	3	3	3	4	4	3	3	3	4	4	3	4	3	3	3
BODOVA / MOZOLA (SVK)		1	1	3	3	3	3	3	3	2	2	5	4	3	3	6	3	3	3
MA / ZHAO (CHN)		1	1	3	3	5	4	3	3	3	2	2	4	3	4	5	3	3	5



Start List

Game No: 26

JURGELEVICIUTE / GRICIUS (LTU) - JAHN / HARTMANN (GER)

1 JURGELEVICIUTE Mireta
2 GRICIUS Gabrielius

1 JAHN Wiebke
2 HARTMANN Timo

Results in these World Games

Phase	Opponent	NOC Code	Score	Phase	Opponent	NOC Code	Score
Pool B	SWEETEN / HOUSTON	AUS	A/S	Pool C	PEKSENA / BALODIS	LAT	1 DOWN
Pool B	DONNECKE / GILBERT	CAN	5 DOWN	Pool C	BITRAGO / LEGENDRE	FRA	4 DOWN
Pool B	STEEN / JARNES	NOR	3 DOWN	Pool C	SALONEN / TUHKANEN	FIN	2 UP

Legend:
A/S All Square


Results

Game No: 26

JURGELEVICIUTE / GRICIUS (LTU) vs. JAHN / HARTMANN (GER)

2 UP

	Hole	1	2	3	4	5	6	7	8	9	10	11	12	13	14	15	16	17	18
	Par	4	3	3	3	3	3	4	4	3	3	3	4	4	3	4	3	3	3
JURGELEVICIUTE / GRICIUS (LTU)		4	3	3	3	3	3	4	4	2	2	3	4	3	3	4	4	3	3
JAHN / HARTMANN (GER)		5	4	4	4	2	3	4	3	2	3	4	3	2	4	4	3	3	3



Start List

Game No: 27

BITRAGO / LEGENDRE (FRA) - SWEETEN / HOUSTON (AUS)

1 BITRAGO ACEVEDO Maria
2 LEGENDRE Dorian

1 SWEETEN Cassie
2 HOUSTON Blake

Results in these World Games

Phase	Opponent	NOC Code	Score	Phase	Opponent	NOC Code	Score
Pool C	SALONEN / TUHKANEN	FIN	1 DOWN	Pool B	JURGELEVICIUTE / GRICIUS	LTU	A/S
Pool C	JAHN / HARTMANN	GER	4 UP	Pool B	STEEN / JARNES	NOR	5 DOWN
Pool C	PEKSENA / BALODIS	LAT	5 DOWN	Pool B	DONNECKE / GILBERT	CAN	1 DOWN

Legend:
A/S All Square

Results

Game No: 27


BITRAGO / LEGENDRE (FRA) vs. SWEETTEN / HOUSTON (AUS)

1 UP (19 Holes)

	Hole	1	2	3	4	5	6	7	8	9	10	11	12	13	14	15	16	17	18
	Par	4	3	3	3	3	3	4	4	3	3	3	4	4	3	4	3	3	3
BITRAGO / LEGENDRE (FRA)		4	4	2	4	4	3	4	3	3	3	3	4	4	3	4	3	2	3
SWEETTEN / HOUSTON (AUS)		5	3	2	3	5	3	3	3	3	2	4	4	3	3	5	3	3	3

Hole by Hole Play-off

	Hole	7
	Par	4
BITRAGO / LEGENDRE (FRA)		4
SWEETTEN / HOUSTON (AUS)		5




Start List**Game No: 7****GANNON / BUHR (USA) - TSUKAMOTO / KAJIYAMA (JPN)**

- 1 GANNON Marissa
- 2 BUHR Gannon

- 1 TSUKAMOTO Rika
- 2 KAJIYAMA Manabu

Legend:
A/S All Square




Results

Game No: 7

GANNON / BUHR (USA) vs. TSUKAMOTO / KAJIYAMA (JPN)

3 UP

	Hole	1	2	3	4	5	6	7	8	9	10	11	12	13	14	15	16	17	18
	Par	4	3	3	3	3	3	4	4	3	3	3	4	4	3	4	3	3	3
GANNON / BUHR (USA)		4	4	2	3	3	3	1	1	1	1	1	1	1	2	3	3	3	2
TSUKAMOTO / KAJIYAMA (JPN)		4	4	3	3	4	4	1	1	1	1	1	1	1	2	3	3	3	2



Start List

Game No: 8

JURCIKOVA / STRIEGLER (CZE) - BODOVA / MOZOLA (SVK)

- 1 JURCIKOVA Kristyna
- 2 STRIEGLER Petr

- 1 BODOVA Katarina
- 2 MOZOLA Tomas

Legend:
A/S All Square




Results

Game No: 8

JURCIKOVA / STRIEGLER (CZE) vs. BODOVA / MOZOLA (SVK)

5 UP

	Hole	1	2	3	4	5	6	7	8	9	10	11	12	13	14	15	16	17	18
	Par	4	3	3	3	3	3	4	4	3	3	3	4	4	3	4	3	3	3
JURCIKOVA / STRIEGLER (CZE)		4	3	3	3	3	1	1	1	1	1	1	1	1	1	1	3	2	3
BODOVA / MOZOLA (SVK)		5	3	4	4	3	1	1	1	1	1	1	1	1	1	1	4	3	3



Start List

Game No: 15

GANNON / BUHR (USA) - BODOVA / MOZOLA (SVK)

1 GANNON Marissa
2 BUHR Gannon

1 BODOVA Katarina
2 MOZOLA Tomas


Results in these World Games

Phase	Opponent	NOC Code	Score	Phase	Opponent	NOC Code	Score
Pool D	TSUKAMOTO / KAJIYAMA	JPN	3 UP	Pool D	JURCIKOVA / STRIEGLER	CZE	5 DOWN
Pool D	BODOVA / MOZOLA	SVK	2 UP	Pool D	GANNON / BUHR	USA	2 DOWN

Legend:

A/S All Square

Timing and Results provided by Tissot




Results

Game No: 15

GANNON / BUHR (USA) vs. BODOVA / MOZOLA (SVK)

2 UP

	Hole	1	2	3	4	5	6	7	8	9	10	11	12	13	14	15	16	17	18
	Par	4	3	3	3	3	3	4	4	3	3	3	4	4	3	4	3	3	3
GANNON / BUHR (USA)		1	1	2	3	3	3	3	3	2	3	4	3	3	1	1	1	1	1
BODOVA / MOZOLA (SVK)		1	1	4	3	3	2	3	4	3	3	3	3	4	1	1	1	1	1



Start List

Game No: 16

JURCIKOVA / STRIEGLER (CZE) - TSUKAMOTO / KAJIYAMA (JPN)

1 JURCIKOVA Kristyna
2 STRIEGLER Petr

1 TSUKAMOTO Rika
2 KAJIYAMA Manabu


Results in these World Games

Phase	Opponent	NOC Code	Score	Phase	Opponent	NOC Code	Score
Pool D	BODOVA / MOZOLA	SVK	5 UP	Pool D	GANNON / BUHR	USA	3 DOWN
Pool D	TSUKAMOTO / KAJIYAMA	JPN	1 DOWN	Pool D	JURCIKOVA / STRIEGLER	CZE	1 UP

Legend:

A/S All Square

Timing and Results provided by Tissot




Results

Game No: 16

JURCIKOVA / STRIEGLER (CZE) vs. TSUKAMOTO / KAJIYAMA (JPN)

1 UP

	Hole	1	2	3	4	5	6	7	8	9	10	11	12	13	14	15	16	17	18
	Par	4	3	3	3	3	3	4	4	3	3	3	4	4	3	4	3	3	3
JURCIKOVA / STRIEGLER (CZE)		4	3	4	3	3	3	4	3	3	3	4	4	1	1	1	1	1	1
TSUKAMOTO / KAJIYAMA (JPN)		5	4	3	3	3	3	4	3	3	2	4	3	1	1	1	1	1	1



Start List

Game No: 23

GANNON / BUHR (USA) - JURCIKOVA / STRIEGLER (CZE)

1 GANNON Marissa
2 BUHR Gannon

1 JURCIKOVA Kristyna
2 STRIEGLER Petr


Results in these World Games

Phase	Opponent	NOC Code	Score	Phase	Opponent	NOC Code	Score
Pool D	TSUKAMOTO / KAJIYAMA	JPN	3 UP	Pool D	BODOVA / MOZOLA	SVK	5 UP
Pool D	BODOVA / MOZOLA	SVK	2 UP	Pool D	TSUKAMOTO / KAJIYAMA	JPN	1 DOWN

Legend:

A/S All Square

Timing and Results provided by Tissot




Results

Game No: 23

GANNON / BUHR (USA) vs. JURCIKOVA / STRIEGLER (CZE)

A/S A/S

Hole	1	2	3	4	5	6	7	8	9	10	11	12	13	14	15	16	17	18
Par	4	3	3	3	3	3	4	4	3	3	3	4	4	3	4	3	3	3
GANNON / BUHR (USA)	1	1	1	1	2	2	3	3	2	3	5	3	3	3	5	3	1	1
JURCIKOVA / STRIEGLER (CZE)	1	1	1	1	4	4	4	3	2	2	3	4	3	2	4	3	1	1



Start List

Game No: 24

TSUKAMOTO / KAJIYAMA (JPN) - BODOVA / MOZOLA (SVK)

1 TSUKAMOTO Rika
2 KAJIYAMA Manabu

1 BODOVA Katarina
2 MOZOLA Tomas


Results in these World Games

Phase	Opponent	NOC Code	Score	Phase	Opponent	NOC Code	Score
Pool D	GANNON / BUHR	USA	3 DOWN	Pool D	JURCIKOVA / STRIEGLER	CZE	5 DOWN
Pool D	JURCIKOVA / STRIEGLER	CZE	1 UP	Pool D	GANNON / BUHR	USA	2 DOWN

Legend:

A/S All Square

Timing and Results provided by Tissot




Results

Game No: 24

TSUKAMOTO / KAJIYAMA (JPN) vs. BODOVA / MOZOLA (SVK)

3 UP

	Hole	1	2	3	4	5	6	7	8	9	10	11	12	13	14	15	16	17	18
	Par	4	3	3	3	3	3	4	4	3	3	3	4	4	3	4	3	3	3
TSUKAMOTO / KAJIYAMA (JPN)		1	1	1	1	1	1	3	3	4	2	3	3	5	3	6	3	1	1
BODOVA / MOZOLA (SVK)		1	1	1	1	1	1	3	3	3	3	3	2	3	3	5	3	1	1



Start List


Game No: 5

SALONEN / TUHKANEN (FIN) - BUITRAGO ACEVEDO / LEGENDRE (FRA)

- 1 SALONEN Eveliina
- 2 TUHKANEN Nestori

- 1 BUITRAGO ACEVEDO Maria
- 2 LEGENDRE Dorian

Legend:
A/S All Square




Results

Game No: 5

SALONEN / TUHKANEN (FIN) vs. BUITRAGO / LEGENDRE (FRA)

1 UP

	Hole	1	2	3	4	5	6	7	8	9	10	11	12	13	14	15	16	17	18
	Par	4	3	3	3	3	3	4	4	3	3	3	4	4	3	4	3	3	3
SALONEN / TUHKANEN (FIN)		4	4	2	1	1	1	1	1	1	2	3	4	3	3	3	3	3	2
BUITRAGO / LEGENDRE (FRA)		4	5	3	1	1	1	1	1	1	2	3	3	2	3	3	3	3	3



Start List**Game No: 6****JAHN / HARTMANN (GER) - PEKSENA / BALODIS (LAT)**

- 1 JAHN Wiebke
- 2 HARTMANN Timo

- 1 PEKSENA Elizabete
- 2 BALODIS Rainers

Legend:
A/S All Square




Results

Game No: 6

JAHN / HARTMANN (GER) vs. PEKSENA / BALODIS (LAT)

1 UP

	Hole	1	2	3	4	5	6	7	8	9	10	11	12	13	14	15	16	17	18
	Par	4	3	3	3	3	3	4	4	3	3	3	4	4	3	4	3	3	3
JAHN / HARTMANN (GER)		4	3	3	3	3	1	1	1	1	1	1	4	4	3	4	2	3	2
PEKSENA / BALODIS (LAT)		4	2	3	2	3	1	1	1	1	1	1	4	3	3	4	3	3	3



Start List

Game No: 13

SALONEN / TUHKANEN (FIN) - PEKSENA / BALODIS (LAT)

1 SALONEN Eveliina
2 TUHKANEN Nestori

1 PEKSENA Elizabete
2 BALODIS Rainers

Results in these World Games

Phase	Opponent	NOC Code	Score	Phase	Opponent	NOC Code	Score
Pool C	BUITRAGO / LEGENDRE	FRA	1 UP	Pool C	JAHN / HARTMANN	GER	1 UP
Pool C	PEKSENA / BALODIS	LAT	1 UP	Pool C	SALONEN / TUHKANEN	FIN	1 DOWN

Legend:

A/S All Square

Timing and Results provided by Tissot




Results

Game No: 13

SALONEN / TUHKANEN (FIN) vs. PEKSENA / BALODIS (LAT)

1 UP

	Hole	1	2	3	4	5	6	7	8	9	10	11	12	13	14	15	16	17	18
	Par	4	3	3	3	3	3	4	4	3	3	3	4	4	3	4	3	3	3
SALONEN / TUHKANEN (FIN)		1	1	1	1	1	1	3	3	3	3	4	4	3	3	4	3	2	3
PEKSENA / BALODIS (LAT)		1	1	1	1	1	1	4	3	3	3	3	3	4	2	5	3	3	3



Start List

Game No: 14

BITRAGO / LEGENDRE (FRA) - JAHN / HARTMANN (GER)

1 BITRAGO ACEVEDO Maria
2 LEGENDRE Dorian

1 JAHN Wiebke
2 HARTMANN Timo


Results in these World Games

Phase	Opponent	NOC Code	Score	Phase	Opponent	NOC Code	Score
Pool C	SALONEN / TUHKANEN	FIN	1 DOWN	Pool C	PEKSENA / BALODIS	LAT	1 DOWN
Pool C	JAHN / HARTMANN	GER	4 UP	Pool C	BITRAGO / LEGENDRE	FRA	4 DOWN

Legend:

A/S All Square

Timing and Results provided by Tissot




Results

Game No: 14

BITRAGO / LEGENDRE (FRA) vs. JAHN / HARTMANN (GER)

4 UP

	Hole	1	2	3	4	5	6	7	8	9	10	11	12	13	14	15	16	17	18
	Par	4	3	3	3	3	3	4	4	3	3	3	4	4	3	4	3	3	3
BITRAGO / LEGENDRE (FRA)		1	1	1	1	2	3	3	4	3	2	4	4	3	1	1	1	1	1
JAHN / HARTMANN (GER)		1	1	1	1	3	4	4	4	2	3	4	4	4	1	1	1	1	1



Start List

Game No: 21

SALONEN / TUHKANEN (FIN) - JAHN / HARTMANN (GER)

1 SALONEN Eveliina
2 TUHKANEN Nestori

1 JAHN Wiebke
2 HARTMANN Timo


Results in these World Games

Phase	Opponent	NOC Code	Score	Phase	Opponent	NOC Code	Score
Pool C	BUITRAGO / LEGENDRE	FRA	1 UP	Pool C	PEKSENA / BALODIS	LAT	1 DOWN
Pool C	PEKSENA / BALODIS	LAT	1 UP	Pool C	BUITRAGO / LEGENDRE	FRA	4 DOWN

Legend:

A/S All Square

Timing and Results provided by Tissot




Results

Game No: 21

SALONEN / TUHKANEN (FIN) vs. JAHN / HARTMANN (GER)

2 UP

	Hole	1	2	3	4	5	6	7	8	9	10	11	12	13	14	15	16	17	18
	Par	4	3	3	3	3	3	4	4	3	3	3	4	4	3	4	3	3	3
SALONEN / TUHKANEN (FIN)		5	3	4	3	3	3	3	3	2	2	3	4	1	1	1	1	1	1
JAHN / HARTMANN (GER)		4	3	3	2	3	3	3	3	3	3	3	3	1	1	1	1	1	1



Start List

Game No: 22

BITRAGO / LEGENDRE (FRA) - PEKSENA / BALODIS (LAT)

1 BITRAGO ACEVEDO Maria
2 LEGENDRE Dorian

1 PEKSENA Elizabete
2 BALODIS Rainers


Results in these World Games

Phase	Opponent	NOC Code	Score	Phase	Opponent	NOC Code	Score
Pool C	SALONEN / TUHKANEN	FIN	1 DOWN	Pool C	JAHN / HARTMANN	GER	1 UP
Pool C	JAHN / HARTMANN	GER	4 UP	Pool C	SALONEN / TUHKANEN	FIN	1 DOWN

Legend:

A/S All Square

Timing and Results provided by Tissot




Results

Game No: 22

BITRAGO / LEENDRE (FRA) vs. PEKSENA / BALODIS (LAT)

5 UP

	Hole	1	2	3	4	5	6	7	8	9	10	11	12	13	14	15	16	17	18
	Par	4	3	3	3	3	3	4	4	3	3	3	4	4	3	4	3	3	3
BITRAGO / LEENDRE (FRA)		1	1	3	4	3	4	4	3	3	2	1	1	1	1	1	1	1	1
PEKSENA / BALODIS (LAT)		1	1	3	3	3	3	3	2	2	2	1	1	1	1	1	1	1	1



Start List**Game No: 3****DONNECKE / GILBERT (CAN) - STEEN / JARNES (NOR)**

- 1 DONNECKE Sofia
- 2 GILBERT Thomas

- 1 STEEN Kristiansen
- 2 JARNES Oyvind

Legend:
A/S All Square


Results

Game No: 3

DONNECKE / GILBERT (CAN) vs. STEEN / JARNES (NOR)

A/S A/S

	Hole	1	2	3	4	5	6	7	8	9	10	11	12	13	14	15	16	17	18
	Par	4	3	3	3	3	3	4	4	3	3	3	4	4	3	4	3	3	3
DONNECKE / GILBERT (CAN)		1	1	1	1	4	3	3	3	2	2	3	3	4	3	3	3	1	1
STEEN / JARNES (NOR)		1	1	1	1	4	4	3	3	2	3	2	3	3	2	4	3	1	1



Start List**Game No: 4****SWEETTEN / HOUSTON (AUS) - JURGELEVICIUTE / GRICIUS (LTU)**

- 1 SWEETTEN Cassie
- 2 HOUSTON Blake

- 1 JURGELEVICIUTE Mireta
- 2 GRICIUS Gabrielius

Legend:
A/S All Square




Results

Game No: 4

SWEETTEN / HOUSTON (AUS) vs. JURGELEVICIUTE / GRICIUS (LTU)

A/S A/S

	Hole	1	2	3	4	5	6	7	8	9	10	11	12	13	14	15	16	17	18
	Par	4	3	3	3	3	3	4	4	3	3	3	4	4	3	4	3	3	3
SWEETTEN / HOUSTON (AUS)		1	1	1	1	1	1	3	4	2	3	3	4	3	3	5	3	2	3
JURGELEVICIUTE / GRICIUS (LTU)		1	1	1	1	1	1	3	4	3	2	3	3	3	4	4	3	3	3



Start List

Game No: 11

DONNECKE / GILBERT (CAN) - JURGELEVICIUTE / GRICIUS (LTU)

1 DONNECKE Sofia
2 GILBERT Thomas

1 JURGELEVICIUTE Mireta
2 GRICIUS Gabrielius


Results in these World Games

Phase	Opponent	NOC Code	Score	Phase	Opponent	NOC Code	Score
Pool B	STEEN / JARNES	NOR	A/S	Pool B	SWEETEN / HOUSTON	AUS	A/S
Pool B	JURGELEVICIUTE / GRICIUS	LTU	5 UP	Pool B	DONNECKE / GILBERT	CAN	5 DOWN

Legend:

A/S All Square

Timing and Results provided by Tissot




Results

Game No: 11

DONNECKE / GILBERT (CAN) vs. JURGELEVICIUTE / GRICIUS (LTU)

5 UP

	Hole	1	2	3	4	5	6	7	8	9	10	11	12	13	14	15	16	17	18
	Par	4	3	3	3	3	3	4	4	3	3	3	4	4	3	4	3	3	3
DONNECKE / GILBERT (CAN)		5	1	1	1	1	1	1	1	1	1	1	3	2	3	3	3	3	3
JURGELEVICIUTE / GRICIUS (LTU)		6	1	1	1	1	1	1	1	1	1	1	3	3	4	4	4	3	3



Start List

Game No: 12

SWEETTEN / HOUSTON (AUS) - STEEN / JARNES (NOR)

1 SWEETTEN Cassie
2 HOUSTON Blake

1 STEEN Kristiansen
2 JARNES Oyvind


Results in these World Games

Phase	Opponent	NOC Code	Score	Phase	Opponent	NOC Code	Score
Pool B	JURGELEVICIUTE / GRICIUS	LTU	A/S	Pool B	DONNECKE / GILBERT	CAN	A/S
Pool B	STEEN / JARNES	NOR	5 DOWN	Pool B	SWEETTEN / HOUSTON	AUS	5 UP

Legend:

A/S All Square

Timing and Results provided by Tissot




Results

Game No: 12

SWEETTEN / HOUSTON (AUS) vs. STEEN / JARNES (NOR)

5 UP

	Hole	1	2	3	4	5	6	7	8	9	10	11	12	13	14	15	16	17	18
	Par	4	3	3	3	3	3	4	4	3	3	3	4	4	3	4	3	3	3
SWEETTEN / HOUSTON (AUS)		1	1	1	1	1	1	1	1	1	3	4	4	3	3	5	3	3	1
STEEN / JARNES (NOR)		1	1	1	1	1	1	1	1	1	3	3	3	2	3	4	2	3	1



Start List

Game No: 19

DONNECKE / GILBERT (CAN) - SWEETTEN / HOUSTON (AUS)

1 DONNECKE Sofia
2 GILBERT Thomas

1 SWEETTEN Cassie
2 HOUSTON Blake

Results in these World Games

Phase	Opponent	NOC Code	Score	Phase	Opponent	NOC Code	Score
Pool B	STEEN / JARNES	NOR	A/S	Pool B	JURGELEVICIUTE / GRICIUS	LTU	A/S
Pool B	JURGELEVICIUTE / GRICIUS	LTU	5 UP	Pool B	STEEN / JARNES	NOR	5 DOWN

Legend:

A/S All Square

Timing and Results provided by Tissot




Results

Game No: 19

DONNECKE / GILBERT (CAN) vs. **SWEETTEN / HOUSTON (AUS)**

1 UP

	Hole	1	2	3	4	5	6	7	8	9	10	11	12	13	14	15	16	17	18
	Par	4	3	3	3	3	3	4	4	3	3	3	4	4	3	4	3	3	3
DONNECKE / GILBERT (CAN)		4	4	2	3	2	4	3	1	1	1	1	1	1	3	4	4	3	3
SWEETTEN / HOUSTON (AUS)		5	3	3	3	3	3	3	1	1	1	1	1	1	4	3	4	3	3



Start List

Game No: 20

STEEN / JARNES (NOR) - JURGELEVICIUTE / GRICIUS (LTU)

1 STEEN Kristiansen
2 JARNES Oyvind

1 JURGELEVICIUTE Mireta
2 GRICIUS Gabrielius

Results in these World Games

Phase	Opponent	NOC Code	Score	Phase	Opponent	NOC Code	Score
Pool B	DONNECKE / GILBERT	CAN	A/S	Pool B	SWEETTEN / HOUSTON	AUS	A/S
Pool B	SWEETTEN / HOUSTON	AUS	5 UP	Pool B	DONNECKE / GILBERT	CAN	5 DOWN

Legend:

A/S All Square

Timing and Results provided by Tissot




Results

Game No: 20

STEEN / JARNES (NOR) vs. JURGELEVICIUTE / GRICIUS (LTU)
3 UP

	Hole	1	2	3	4	5	6	7	8	9	10	11	12	13	14	15	16	17	18
	Par	4	3	3	3	3	3	4	4	3	3	3	4	4	3	4	3	3	3
STEEN / JARNES (NOR)		5	3	3	3	3	3	3	1	1	1	1	1	1	1	1	3	3	3
JURGELEVICIUTE / GRICIUS (LTU)		5	4	3	3	3	3	4	1	1	1	1	1	1	1	1	3	3	4



Start List


Game No: 1

LATT / LATT (EST) - TURTON / HOLDING (GBR)

- 1 LATT Kristin
- 2 LATT Silver

- 1 TURTON Rachel
- 2 HOLDING Ben

Legend:
A/S All Square




Results

Game No: 1

LATT / LATT (EST) vs. TURTON / HOLDING (GBR)

4 UP

	Hole	1	2	3	4	5	6	7	8	9	10	11	12	13	14	15	16	17	18
	Par	5	3	5	3	4	5	4	4	3	5	3	3	4	4	4	3	3	5
LATT / LATT (EST)		6	3	3	3	2	2	3	3	2	1	1	1	1	1	1	1	1	1
TURTON / HOLDING (GBR)		5	4	4	3	3	3	3	4	2	1	1	1	1	1	1	1	1	1



Start List


Game No: 2

NARATH / AMANN (AUT) - MA / ZHAO (CHN)

- 1 NARATH Raphaela
- 2 AMANN Stanislaus

- 1 MA Yanwen
- 2 ZHAO Chenfei

Legend:
A/S All Square




Results

Game No: 2

NARATH / AMANN (AUT) vs. MA / ZHAO (CHN)

1 UP

Hole	1	2	3	4	5	6	7	8	9	10	11	12	13	14	15	16	17	18
Par	4	3	3	3	3	3	4	4	3	3	3	4	4	3	4	3	3	3
NARATH / AMANN (AUT)	1	1	3	4	3	3	4	4	3	2	4	5	4	3	1	1	1	1
MA / ZHAO (CHN)	1	1	4	3	4	4	3	3	4	2	3	4	5	4	1	1	1	1



Start List

Game No: 9

LATT / LATT (EST) - MA / ZHAO (CHN)

1 LATT Kristin
2 LATT Silver1 MA Yanwen
2 ZHAO Chenfei

Results in these World Games

Phase	Opponent	NOC Code	Score	Phase	Opponent	NOC Code	Score
Pool A	TURTON / HOLDING	GBR	4 UP	Pool A	NARATH / AMANN	AUT	1 DOWN
Pool A	MA / ZHAO	CHN	5 UP	Pool A	LATT / LATT	EST	5 DOWN

Legend:

A/S All Square

Timing and Results provided by Tissot




Results

Game No: 9

LATT / LATT (EST) vs. MA / ZHAO (CHN)
5 UP

	Hole	1	2	3	4	5	6	7	8	9	10	11	12	13	14	15	16	17	18
	Par	4	3	3	3	3	3	4	4	3	3	3	4	4	3	4	3	3	3
LATT / LATT (EST)		3	3	2	3	3	1	1	1	1	1	1	1	1	1	1	3	3	2
MA / ZHAO (CHN)		6	3	3	3	4	1	1	1	1	1	1	1	1	1	1	4	3	3



Start List

Game No: 10

NARATH / AMANN (AUT) - TURTON / HOLDING (GBR)

1 NARATH Raphaela
2 AMANN Stanislaus

1 TURTON Rachel
2 HOLDING Ben


Results in these World Games

Phase	Opponent	NOC Code	Score	Phase	Opponent	NOC Code	Score
Pool A	MA / ZHAO	CHN	1 UP	Pool A	LATT / LATT	EST	4 DOWN

Legend:

A/S All Square

Timing and Results provided by Tissot




Results

Game No: 10

NARATH / AMANN (AUT) vs. TURTON / HOLDING (GBR)

2 UP

Hole	1	2	3	4	5	6	7	8	9	10	11	12	13	14	15	16	17	18
Par	4	3	3	3	3	3	4	4	3	3	3	4	4	3	4	3	3	3
NARATH / AMANN (AUT)	4	4	3	3	4	3	4	1	1	1	1	1	1	3	4	4	4	3
TURTON / HOLDING (GBR)	4	4	4	4	3	3	3	1	1	1	1	1	1	3	4	3	3	3



Start List

Game No: 17

LATT / LATT (EST) - NARATH / AMANN (AUT)


1 LATT Kristin
2 LATT Silver

1 NARATH Raphaela
2 AMANN Stanislaus

Results in these World Games

Phase	Opponent	NOC Code	Score	Phase	Opponent	NOC Code	Score
Pool A	TURTON / HOLDING	GBR	4 UP	Pool A	MA / ZHAO	CHN	1 UP
Pool A	MA / ZHAO	CHN	5 UP	Pool A	TURTON / HOLDING	GBR	2 DOWN

Legend:
A/S All Square




Results

Game No: 17

LATT / LATT (EST) vs. NARATH / AMANN (AUT)
A/S A/S

	Hole	1	2	3	4	5	6	7	8	9	10	11	12	13	14	15	16	17	18
	Par	4	3	3	3	3	3	4	4	3	3	3	4	4	3	4	3	3	3
LATT / LATT (EST)		4	3	3	1	1	1	1	1	1	2	4	3	3	3	4	3	3	2
NARATH / AMANN (AUT)		5	3	3	1	1	1	1	1	1	2	3	3	3	3	4	3	3	2



Start List

Game No: 18

TURTON / HOLDING (GBR) - MA / ZHAO (CHN)

1 TURTON Rachel
2 HOLDING Ben


1 MA Yanwen
2 ZHAO Chenfei

Results in these World Games

Phase	Opponent	NOC Code	Score	Phase	Opponent	NOC Code	Score
Pool A	LATT / LATT	EST	4 DOWN	Pool A	NARATH / AMANN	AUT	1 DOWN
Pool A	NARATH / AMANN	AUT	2 UP	Pool A	LATT / LATT	EST	5 DOWN

Legend:
A/S All Square

Timing and Results provided by Tissot



Results

Game No: 18

TURTON / HOLDING (GBR) vs. MA / ZHAO (CHN)

3 UP

Hole	1	2	3	4	5	6	7	8	9	10	11	12	13	14	15	16	17	18
Par	4	3	3	3	3	3	4	4	3	3	3	4	4	3	4	3	3	3
TURTON / HOLDING (GBR)	6	4	2	1	1	1	1	1	1	1	1	4	3	3	3	4	2	2
MA / ZHAO (CHN)	5	4	3	1	1	1	1	1	1	1	1	4	3	3	4	4	3	3



DRAGON BOAT

RESULTS BOOK

TABLE OF CONTENTS



15	Dragon Boat	1604
15.1	Table of Contents	1605
15.2	Competition Schedule	1609
15.3	Number of Entries by NOC	1610
15.4	Entry List by NOC	1611
15.5	Competition Summary	1635
15.6	Medallists by Event	1636
15.7	Medal Standings	1642
15.8	Final Placing by NOC	1643
15.9	Open 8-seater 200m	1644
15.9.1	Entry List by Event	1645
15.9.2	Event Ranking	1646
15.9.3	Medallists	1648
15.9.4	Final	1649
15.9.4.1	Start List	1649
15.9.4.2	Results	1650
15.9.5	Semifinals	1652
15.9.5.1	Start List	1652
15.9.5.2	Results	1653
15.9.6	Heats	1655
15.9.6.1	Start List	1655
15.9.6.2	Heat 1 Results	1656
15.9.6.3	Heat 2 Results	1658
15.10	Open 8-seater 500m	1660
15.10.1	Entry List by Event	1661
15.10.2	Event Ranking	1662
15.10.3	Medallists	1664
15.10.4	Final	1665
15.10.4.1	Start List	1665
15.10.4.2	Results	1666
15.10.5	Semifinals	1668
15.10.5.1	Start List	1668
15.10.5.2	Results	1669
15.10.6	Heats	1671
15.10.6.1	Start List	1671
15.10.6.2	Heat 1 Results	1672
15.10.6.3	Heat 2 Results	1674

RESULTS BOOK

TABLE OF CONTENTS

15.11	Open 8-seater 2000m Pursuit Race	1676
15.11.1	Entry List by Event	1677
15.11.2	Event Ranking	1678
15.11.3	Medallists	1680
15.11.4	Final	1681
15.11.4.1	Start List	1681
15.11.4.2	Results	1682
15.12	10-seater 200m	1685
15.12.1	Entry List by Event	1686
15.12.2	Event Ranking	1687
15.12.3	Medallists	1689
15.12.4	Final	1690
15.12.4.1	Start List	1690
15.12.4.2	Results	1691
15.12.5	Semifinals	1693
15.12.5.1	Start List	1693
15.12.5.2	Results	1694
15.12.6	Heats	1696
15.12.6.1	Start List	1696
15.12.6.2	Heat 1 Results	1697
15.12.6.3	Heat 2 Results	1699
15.13	10-seater 500m	1701
15.13.1	Entry List by Event	1702
15.13.2	Event Ranking	1703
15.13.3	Medallists	1705
15.13.4	Final	1706
15.13.4.1	Start List	1706
15.13.4.2	Results	1707
15.13.5	Semifinals	1709
15.13.5.1	Start List	1709
15.13.5.2	Results	1710
15.13.6	Heats	1712
15.13.6.1	Start List	1712
15.13.6.2	Heat 1 Results	1713
15.13.6.3	Heat 2 Results	1715
15.14	10-seater 2000m Pursuit Race	1717
15.14.1	Entry List by Event	1718
15.14.2	Event Ranking	1719
15.14.3	Medallists	1721
15.14.4	Final	1722
15.14.4.1	Start List	1722
15.14.4.2	Results	1723



Competition Schedule

As of WED 6 AUG 2025

Date	Start Time	Event
SAT 9 AUG	9:00	Open 8-seater 200m Heats
	10:30	10-seater 200m Heats
	11:25	Open 8-seater 500m Heats
	12:25	10-seater 500m Heats
	14:00	Open 8-seater 200m Semifinal
	14:30	10-seater 200m Semifinal
	15:00	Open 8-seater 500m Semifinal
	15:30	10-seater 500m Semifinal
	16:30	Open 8-seater 2000m Pursuit Race Final
SUN 10 AUG	9:00	Open 8-seater 200m Final
	9:30	10-seater 200m Final
	10:00	Open 8-seater 500m Final
	10:30	10-seater 500m Final
	11:00	10-seater 2000m Pursuit Race Final

Note:
Please check online for more details and the latest updates.



Number of Entries by NOC

As of WED 13 AUG 2025

NOC	Open		Mixed		Total	
	Total		Total			
	Boats	Athletes	Boats	Athletes	Boats	Athletes
CAM - Cambodia	3	10	3	11	6	12
CHN - People's Republic of China	3	10	3	12	6	12
CZE - Czechia	3	10	3	12	6	12
ESP - Spain	3	10	3	12	6	12
HUN - Hungary	3	10	3	12	6	12
INA - Indonesia	3	10	3	12	6	12
KOR - Republic of Korea	3	10	3	12	6	12
MYA - Myanmar	3	10	3	12	6	12
PHI - Philippines	3	10	3	12	6	12
THA - Thailand	3	11	3	11	6	11
TPE - Chinese Taipei	3	10	3	12	6	12
UKR - Ukraine	3	10	3	12	6	12
Total: 12	36	121	36	142	72	143

Note:
Athletes competing in more than one event are counted only once in the "Total - Athletes" column.



Entry List by NOC

As of WED 13 AUG 2025

NOC	Bib	Gender	Event	Date of Birth
CAM - Cambodia	1	M	10-seater 2000m Pursuit Race	11 JAN 2008
			10-seater 500m	
			10-seater 200m	
			Open 8-seater 2000m Pursuit Race	
			Open 8-seater 500m	
	2	M	Open 8-seater 200m	17 JUL 1997
			10-seater 2000m Pursuit Race	
			10-seater 500m	
			10-seater 200m	
			Open 8-seater 2000m Pursuit Race	
	4	M	Open 8-seater 500m	23 DEC 2000
			Open 8-seater 200m	
			10-seater 2000m Pursuit Race	
			10-seater 500m	
			10-seater 200m	
	5	M	10-seater 2000m Pursuit Race	13 SEP 2009
			10-seater 500m	
			10-seater 200m	
	6	M	10-seater 2000m Pursuit Race	23 JUL 2001
			10-seater 500m	
			10-seater 200m	
			Open 8-seater 2000m Pursuit Race	
			Open 8-seater 500m	
	8	M	Open 8-seater 200m	16 APR 2007
			10-seater 2000m Pursuit Race	
			10-seater 500m	
			10-seater 200m	
			Open 8-seater 2000m Pursuit Race	
	9	F	Open 8-seater 500m	20 JAN 2006
			Open 8-seater 200m	
			10-seater 2000m Pursuit Race	
			10-seater 500m	
			10-seater 200m	
	10	F	Open 8-seater 2000m Pursuit Race	3 MAY 2001
			Open 8-seater 500m	
			Open 8-seater 200m	
			10-seater 2000m Pursuit Race	
	11	F	10-seater 500m	27 JUL 2009
			10-seater 200m	
			Open 8-seater 2000m Pursuit Race	
			Open 8-seater 500m	
			Open 8-seater 200m	
	12	F	10-seater 2000m Pursuit Race	15 NOV 2005
			10-seater 500m	
			10-seater 200m	
			Open 8-seater 2000m Pursuit Race	
			Open 8-seater 500m	
	13	F	Open 8-seater 200m	24 JUN 2004
			10-seater 2000m Pursuit Race	
			10-seater 500m	
			10-seater 200m	
			Open 8-seater 2000m Pursuit Race	
	14	F	Open 8-seater 500m	10 JUL 2004
			Open 8-seater 200m	
			10-seater 2000m Pursuit Race	

Timing and Results provided by Tissot



Entry List by NOC

As of WED 13 AUG 2025

NOC	Bib	Gender	Event	Date of Birth
-----	-----	--------	-------	---------------

10-seater 500m
10-seater 200m
Open 8-seater 2000m Pursuit Race
Open 8-seater 500m
Open 8-seater 200m



Entry List by NOC

As of WED 13 AUG 2025

NOC	Bib	Gender	Event	Date of Birth
CHN - People's Republic of China	18	M	10-seater 2000m Pursuit Race	1 MAR 2004
			10-seater 500m	
			10-seater 200m	
			Open 8-seater 2000m Pursuit Race	
			Open 8-seater 500m	
	19	M	Open 8-seater 200m	20 APR 2005
			10-seater 2000m Pursuit Race	
			10-seater 500m	
			10-seater 200m	
			Open 8-seater 2000m Pursuit Race	
	22	M	Open 8-seater 500m	2 AUG 2003
			Open 8-seater 200m	
			10-seater 2000m Pursuit Race	
			10-seater 500m	
			10-seater 200m	
	23	M	Open 8-seater 2000m Pursuit Race	18 JAN 1986
			Open 8-seater 500m	
			Open 8-seater 200m	
			10-seater 2000m Pursuit Race	
			10-seater 500m	
	25	M	10-seater 200m	20 AUG 2008
			Open 8-seater 2000m Pursuit Race	
			Open 8-seater 500m	
			Open 8-seater 200m	
			10-seater 2000m Pursuit Race	
	26	M	10-seater 500m	27 AUG 1996
			10-seater 200m	
			Open 8-seater 2000m Pursuit Race	
			Open 8-seater 500m	
			Open 8-seater 200m	
	29	F	10-seater 2000m Pursuit Race	12 MAR 2005
			10-seater 500m	
			10-seater 200m	
			Open 8-seater 2000m Pursuit Race	
			Open 8-seater 500m	
	30	F	Open 8-seater 200m	23 NOV 1975
			10-seater 2000m Pursuit Race	
			10-seater 500m	
			10-seater 200m	
			Open 8-seater 2000m Pursuit Race	
	31	F	Open 8-seater 500m	20 JUN 2005
			Open 8-seater 200m	
			10-seater 2000m Pursuit Race	
			10-seater 500m	
			10-seater 200m	
	32	F	Open 8-seater 2000m Pursuit Race	24 SEP 2003
			Open 8-seater 500m	
			Open 8-seater 200m	
			10-seater 2000m Pursuit Race	
			10-seater 500m	
	33	F	10-seater 200m	21 FEB 2003
			10-seater 2000m Pursuit Race	
			10-seater 500m	
			10-seater 200m	
			Open 8-seater 2000m Pursuit Race	



Entry List by NOC

As of WED 13 AUG 2025

NOC	Bib	Gender	Event	Date of Birth
YANG Jie	34	F	Open 8-seater 500m	15 DEC 1996
			Open 8-seater 200m	
			10-seater 2000m Pursuit Race	
			10-seater 500m	
			10-seater 200m	
			Open 8-seater 2000m Pursuit Race	
			Open 8-seater 500m	
			Open 8-seater 200m	



Entry List by NOC

As of WED 13 AUG 2025

NOC	Bib	Gender	Event	Date of Birth
CZE - Czechia	36	M	10-seater 2000m Pursuit Race	15 DEC 1989
			10-seater 500m	
	37	M	10-seater 200m	23 NOV 2007
			10-seater 2000m Pursuit Race	
			10-seater 500m	
			10-seater 200m	
	38	M	Open 8-seater 2000m Pursuit Race	29 SEP 1999
			Open 8-seater 500m	
			Open 8-seater 200m	
			10-seater 2000m Pursuit Race	
	39	M	10-seater 500m	26 JAN 2002
			10-seater 200m	
			Open 8-seater 2000m Pursuit Race	
			Open 8-seater 500m	
	40	M	Open 8-seater 200m	16 DEC 1980
			10-seater 2000m Pursuit Race	
			10-seater 500m	
			10-seater 200m	
	41	M	Open 8-seater 2000m Pursuit Race	11 MAY 2001
			Open 8-seater 500m	
			Open 8-seater 200m	
			10-seater 2000m Pursuit Race	
	42	F	10-seater 500m	21 JAN 2008
			10-seater 200m	
			Open 8-seater 2000m Pursuit Race	
			Open 8-seater 500m	
	43	F	Open 8-seater 200m	3 JUL 2002
			10-seater 2000m Pursuit Race	
			10-seater 500m	
			10-seater 200m	
	44	F	Open 8-seater 2000m Pursuit Race	6 APR 2008
			Open 8-seater 500m	
			Open 8-seater 200m	
			10-seater 2000m Pursuit Race	
	46	F	10-seater 500m	12 OCT 2000
			10-seater 200m	
			Open 8-seater 2000m Pursuit Race	
			Open 8-seater 500m	
	47	F	Open 8-seater 200m	5 MAY 1995
			10-seater 2000m Pursuit Race	
			10-seater 500m	
			10-seater 200m	



Entry List by NOC

As of WED 13 AUG 2025

NOC	Bib	Gender	Event	Date of Birth
WERTHEIMEROVA Ema	48	F	Open 8-seater 500m	12 AUG 2008
			Open 8-seater 200m	
			10-seater 2000m Pursuit Race	
			10-seater 500m	
			10-seater 200m	
			Open 8-seater 2000m Pursuit Race	
			Open 8-seater 500m	
			Open 8-seater 200m	



Entry List by NOC

As of WED 13 AUG 2025

NOC	Bib	Gender	Event	Date of Birth
ESP - Spain	49	M	10-seater 2000m Pursuit Race	20 DEC 2000
			10-seater 500m	
	51	M	10-seater 200m	11 DEC 1997
			10-seater 2000m Pursuit Race	
			10-seater 500m	
			10-seater 200m	
	52	M	Open 8-seater 2000m Pursuit Race	15 JAN 1997
			Open 8-seater 500m	
			Open 8-seater 200m	
			10-seater 2000m Pursuit Race	
	53	M	10-seater 500m	11 JAN 1988
			10-seater 200m	
			10-seater 2000m Pursuit Race	
			10-seater 500m	
	54	M	10-seater 200m	1 NOV 1988
			10-seater 2000m Pursuit Race	
			10-seater 500m	
			10-seater 200m	
	56	M	Open 8-seater 2000m Pursuit Race	12 APR 1998
			Open 8-seater 500m	
			Open 8-seater 200m	
			10-seater 2000m Pursuit Race	
	57	F	10-seater 500m	14 APR 2004
			10-seater 200m	
			Open 8-seater 2000m Pursuit Race	
			Open 8-seater 500m	
	58	F	Open 8-seater 200m	26 AUG 2001
			10-seater 2000m Pursuit Race	
			10-seater 500m	
			10-seater 200m	
	59	F	Open 8-seater 2000m Pursuit Race	5 MAR 2004
			Open 8-seater 500m	
			Open 8-seater 200m	
			10-seater 2000m Pursuit Race	
	60	F	10-seater 500m	13 JUN 1996
			10-seater 200m	
			Open 8-seater 2000m Pursuit Race	
			Open 8-seater 500m	
	61	F	Open 8-seater 200m	5 NOV 2006
			10-seater 2000m Pursuit Race	
			10-seater 500m	
			10-seater 200m	

Timing and Results provided by Tissot



Entry List by NOC

As of WED 13 AUG 2025

NOC	Bib	Gender	Event	Date of Birth
VILLAR Carmen	62	F	Open 8-seater 500m Open 8-seater 200m 10-seater 2000m Pursuit Race 10-seater 500m 10-seater 200m Open 8-seater 2000m Pursuit Race Open 8-seater 500m Open 8-seater 200m	5 JAN 1999



Entry List by NOC

As of WED 13 AUG 2025

NOC	Bib	Gender	Event	Date of Birth
HUN - Hungary	71	M	10-seater 2000m Pursuit Race	16 MAY 1994
			10-seater 500m	
			10-seater 200m	
			Open 8-seater 2000m Pursuit Race	
			Open 8-seater 500m	
	72	M	Open 8-seater 200m	2 JAN 1982
			10-seater 2000m Pursuit Race	
			10-seater 500m	
			10-seater 200m	
			10-seater 2000m Pursuit Race	
	73	M	10-seater 500m	17 MAY 2000
			10-seater 200m	
			Open 8-seater 2000m Pursuit Race	
			Open 8-seater 500m	
			Open 8-seater 200m	
	74	M	10-seater 2000m Pursuit Race	10 FEB 1993
			10-seater 500m	
			10-seater 200m	
			Open 8-seater 2000m Pursuit Race	
			Open 8-seater 500m	
	75	M	Open 8-seater 200m	24 OCT 1987
			10-seater 2000m Pursuit Race	
			10-seater 500m	
			10-seater 200m	
			Open 8-seater 2000m Pursuit Race	
	78	M	Open 8-seater 500m	21 NOV 1999
			Open 8-seater 200m	
			10-seater 2000m Pursuit Race	
			10-seater 500m	
			10-seater 200m	
	79	F	10-seater 2000m Pursuit Race	7 JUN 2007
			10-seater 500m	
			10-seater 200m	
			Open 8-seater 2000m Pursuit Race	
			Open 8-seater 500m	
	80	F	Open 8-seater 200m	8 SEP 2005
			10-seater 2000m Pursuit Race	
			10-seater 500m	
			10-seater 200m	
			Open 8-seater 2000m Pursuit Race	
	81	F	Open 8-seater 500m	12 JAN 2005
			Open 8-seater 200m	
			10-seater 2000m Pursuit Race	
			10-seater 500m	
			10-seater 200m	
	82	F	Open 8-seater 2000m Pursuit Race	1 NOV 1998
			Open 8-seater 500m	
			Open 8-seater 200m	
			10-seater 2000m Pursuit Race	
			10-seater 500m	
	84	F	10-seater 200m	16 AUG 1984
			10-seater 2000m Pursuit Race	
			10-seater 500m	
			10-seater 200m	
			Open 8-seater 2000m Pursuit Race	

Timing and Results provided by Tissot



Entry List by NOC

As of WED 13 AUG 2025

NOC	Bib	Gender	Event	Date of Birth
SARKANY Reka	85	F	Open 8-seater 500m Open 8-seater 200m 10-seater 2000m Pursuit Race 10-seater 500m 10-seater 200m Open 8-seater 2000m Pursuit Race Open 8-seater 500m Open 8-seater 200m	14 JAN 2006



Entry List by NOC

As of WED 13 AUG 2025

NOC	Bib	Gender	Event	Date of Birth
INA - Indonesia	87	M	10-seater 2000m Pursuit Race	2 JUL 2000
			10-seater 500m	
			10-seater 200m	
			Open 8-seater 2000m Pursuit Race	
			Open 8-seater 500m	
			Open 8-seater 200m	
	88	M	10-seater 2000m Pursuit Race	3 JAN 2001
			10-seater 500m	
			10-seater 200m	
			Open 8-seater 2000m Pursuit Race	
			Open 8-seater 500m	
			Open 8-seater 200m	
	90	M	10-seater 2000m Pursuit Race	28 MAR 1998
			10-seater 500m	
			10-seater 200m	
			Open 8-seater 2000m Pursuit Race	
			Open 8-seater 500m	
			Open 8-seater 200m	
	92	M	10-seater 2000m Pursuit Race	4 MAR 1991
			10-seater 500m	
			10-seater 200m	
	93	M	10-seater 2000m Pursuit Race	16 SEP 1988
			10-seater 500m	
			10-seater 200m	
			Open 8-seater 2000m Pursuit Race	
			Open 8-seater 500m	
			Open 8-seater 200m	
	94	M	10-seater 2000m Pursuit Race	26 SEP 1995
			10-seater 500m	
			10-seater 200m	
	95	F	10-seater 2000m Pursuit Race	19 OCT 1995
			10-seater 500m	
			10-seater 200m	
			Open 8-seater 2000m Pursuit Race	
			Open 8-seater 500m	
			Open 8-seater 200m	
	96	F	10-seater 2000m Pursuit Race	2 SEP 1992
			10-seater 500m	
			10-seater 200m	
			Open 8-seater 2000m Pursuit Race	
			Open 8-seater 500m	
			Open 8-seater 200m	
	98	F	10-seater 2000m Pursuit Race	1 MAR 1990
			10-seater 500m	
			10-seater 200m	
			Open 8-seater 2000m Pursuit Race	
			Open 8-seater 500m	
			Open 8-seater 200m	
	99	F	10-seater 2000m Pursuit Race	1 JUL 1992
			10-seater 500m	
			10-seater 200m	
			Open 8-seater 2000m Pursuit Race	
			Open 8-seater 500m	
			Open 8-seater 200m	
	100	F	10-seater 2000m Pursuit Race	17 AUG 2000
			10-seater 500m	
			10-seater 200m	
			Open 8-seater 2000m Pursuit Race	
			Open 8-seater 500m	
			Open 8-seater 200m	

Timing and Results provided by Tissot



Entry List by NOC

As of WED 13 AUG 2025

NOC	Bib	Gender	Event	Date of Birth
RESKI Wahyuni	101	F	Open 8-seater 500m	19 AUG 1993
			Open 8-seater 200m	
			10-seater 2000m Pursuit Race	
			10-seater 500m	
			10-seater 200m	
			Open 8-seater 2000m Pursuit Race	
			Open 8-seater 500m	
			Open 8-seater 200m	



Entry List by NOC

As of WED 13 AUG 2025

NOC	Bib	Gender	Event	Date of Birth
KOR - Republic of Korea	103	M	10-seater 2000m Pursuit Race	15 APR 2005
			10-seater 500m	
			10-seater 200m	
	105	M	10-seater 2000m Pursuit Race	2 NOV 2003
			10-seater 500m	
			10-seater 200m	
	106	M	Open 8-seater 2000m Pursuit Race	10 FEB 2003
			Open 8-seater 500m	
			Open 8-seater 200m	
	108	M	10-seater 2000m Pursuit Race	13 JAN 2006
			10-seater 500m	
			10-seater 200m	
	109	M	Open 8-seater 2000m Pursuit Race	19 MAR 2004
			Open 8-seater 500m	
			Open 8-seater 200m	
	110	M	10-seater 2000m Pursuit Race	21 MAR 2005
			10-seater 500m	
			10-seater 200m	
	111	F	Open 8-seater 2000m Pursuit Race	18 APR 1998
			Open 8-seater 500m	
			Open 8-seater 200m	
	112	F	10-seater 2000m Pursuit Race	3 FEB 2006
			10-seater 500m	
			10-seater 200m	
	113	F	Open 8-seater 2000m Pursuit Race	27 JUN 2004
			Open 8-seater 500m	
			Open 8-seater 200m	
	114	F	10-seater 2000m Pursuit Race	6 NOV 2006
			10-seater 500m	
			10-seater 200m	
	115	F	Open 8-seater 2000m Pursuit Race	31 MAR 2004
			Open 8-seater 500m	
			Open 8-seater 200m	
			Open 8-seater 2000m Pursuit Race	

Timing and Results provided by Tissot



Entry List by NOC

As of WED 13 AUG 2025

NOC	Bib	Gender	Event	Date of Birth
NOH Yeonjin	116	F	Open 8-seater 500m	3 MAR 2002
			Open 8-seater 200m	
			10-seater 2000m Pursuit Race	
			10-seater 500m	
			10-seater 200m	
			Open 8-seater 2000m Pursuit Race	
			Open 8-seater 500m	
			Open 8-seater 200m	



Entry List by NOC

As of WED 13 AUG 2025

NOC	Bib	Gender	Event	Date of Birth
MYA - Myanmar				
AUNG Pyae Sone	119	M	10-seater 2000m Pursuit Race 10-seater 500m 10-seater 200m Open 8-seater 2000m Pursuit Race Open 8-seater 500m Open 8-seater 200m	15 JAN 2003
KO KO Tin	120	M	10-seater 2000m Pursuit Race 10-seater 500m 10-seater 200m	4 JUL 2003
KYAW Saw Naing Lin	121	M	10-seater 2000m Pursuit Race 10-seater 500m 10-seater 200m Open 8-seater 2000m Pursuit Race Open 8-seater 500m Open 8-seater 200m	2 OCT 2003
LIN Tun Tun	122	M	10-seater 2000m Pursuit Race 10-seater 500m 10-seater 200m Open 8-seater 2000m Pursuit Race Open 8-seater 500m Open 8-seater 200m	5 DEC 2004
MAUNG Yu Ya	124	M	10-seater 2000m Pursuit Race 10-seater 500m 10-seater 200m Open 8-seater 2000m Pursuit Race Open 8-seater 500m Open 8-seater 200m	10 OCT 2004
OO Wai Yan	128	M	10-seater 2000m Pursuit Race 10-seater 500m 10-seater 200m	9 DEC 1998
CHAW Ei Ei	131	F	10-seater 2000m Pursuit Race 10-seater 500m 10-seater 200m Open 8-seater 2000m Pursuit Race Open 8-seater 500m Open 8-seater 200m	22 AUG 2003
HTWE Hla Hla	132	F	10-seater 2000m Pursuit Race 10-seater 500m 10-seater 200m Open 8-seater 2000m Pursuit Race Open 8-seater 500m Open 8-seater 200m	12 AUG 1993
HTWE Win Win	133	F	10-seater 2000m Pursuit Race 10-seater 500m 10-seater 200m Open 8-seater 2000m Pursuit Race Open 8-seater 500m Open 8-seater 200m	20 OCT 1992
KYAW Soe Soe	134	F	10-seater 2000m Pursuit Race 10-seater 500m 10-seater 200m Open 8-seater 2000m Pursuit Race Open 8-seater 500m Open 8-seater 200m	13 SEP 2003
OO Thidar	135	F	10-seater 2000m Pursuit Race 10-seater 500m 10-seater 200m Open 8-seater 2000m Pursuit Race	17 APR 2003

Timing and Results provided by Tissot



Entry List by NOC

As of WED 13 AUG 2025

NOC	Bib	Gender	Event	Date of Birth
PHYU Nway Ei	136	F	Open 8-seater 500m	27 FEB 2004
			Open 8-seater 200m	
			10-seater 2000m Pursuit Race	
			10-seater 500m	
			10-seater 200m	
			Open 8-seater 2000m Pursuit Race	
			Open 8-seater 500m	
			Open 8-seater 200m	



Entry List by NOC

As of WED 13 AUG 2025

NOC	Bib	Gender	Event	Date of Birth
PHI - Philippines	137	M	10-seater 2000m Pursuit Race	7 APR 2005
			10-seater 500m	
	138	M	10-seater 200m	25 AUG 1998
			10-seater 2000m Pursuit Race	
			10-seater 500m	
			10-seater 200m	
	139	M	Open 8-seater 2000m Pursuit Race	29 MAY 1998
			Open 8-seater 500m	
			Open 8-seater 200m	
			10-seater 2000m Pursuit Race	
	140	M	10-seater 500m	18 NOV 1995
			10-seater 200m	
			Open 8-seater 2000m Pursuit Race	
			Open 8-seater 500m	
	141	M	Open 8-seater 200m	1 JUN 1997
			10-seater 2000m Pursuit Race	
			10-seater 500m	
			10-seater 200m	
	142	M	Open 8-seater 2000m Pursuit Race	17 MAR 2007
			Open 8-seater 500m	
			Open 8-seater 200m	
			10-seater 2000m Pursuit Race	
	143	F	10-seater 500m	20 MAR 2001
			10-seater 200m	
			Open 8-seater 2000m Pursuit Race	
			Open 8-seater 500m	
	144	F	Open 8-seater 200m	12 JAN 2004
			10-seater 2000m Pursuit Race	
			10-seater 500m	
			10-seater 200m	
	145	F	Open 8-seater 2000m Pursuit Race	30 OCT 1998
			Open 8-seater 500m	
			Open 8-seater 200m	
			10-seater 2000m Pursuit Race	
	147	F	10-seater 500m	3 OCT 1988
			10-seater 200m	
			Open 8-seater 2000m Pursuit Race	
			Open 8-seater 500m	
	148	F	Open 8-seater 200m	3 JUL 1976
			10-seater 2000m Pursuit Race	
			10-seater 500m	
			10-seater 200m	

Timing and Results provided by Tissot



Entry List by NOC

As of WED 13 AUG 2025

NOC	Bib	Gender	Event	Date of Birth
QUINONES Jonnalyn	150	F	Open 8-seater 500m	14 DEC 1993
			Open 8-seater 200m	
			10-seater 2000m Pursuit Race	
			10-seater 500m	
			10-seater 200m	
			Open 8-seater 2000m Pursuit Race	
			Open 8-seater 500m	
			Open 8-seater 200m	



Entry List by NOC

As of WED 13 AUG 2025

NOC	Bib	Gender	Event	Date of Birth
THA - Thailand				
BOON-EM Sukon	154	M	10-seater 2000m Pursuit Race 10-seater 500m 10-seater 200m	19 MAR 1998
BORRIBOONWASIN Kasemsit	155	M	Open 8-seater 2000m Pursuit Race 10-seater 2000m Pursuit Race 10-seater 500m 10-seater 200m Open 8-seater 2000m Pursuit Race Open 8-seater 500m Open 8-seater 200m	17 DEC 1993
FAENGNOI Suradet	156	M	10-seater 2000m Pursuit Race 10-seater 500m 10-seater 200m Open 8-seater 2000m Pursuit Race Open 8-seater 500m Open 8-seater 200m	1 APR 1999
KREEPKAMRAI Natthapon	160	M	Open 8-seater 200m 10-seater 2000m Pursuit Race 10-seater 500m 10-seater 200m Open 8-seater 2000m Pursuit Race Open 8-seater 500m Open 8-seater 200m	27 DEC 1999
SANGPAN Chitsanupong	161	M	10-seater 2000m Pursuit Race 10-seater 500m 10-seater 200m Open 8-seater 2000m Pursuit Race Open 8-seater 500m Open 8-seater 200m	22 AUG 1997
WANNAMANEE Phakdee	164	M	Open 8-seater 200m 10-seater 2000m Pursuit Race 10-seater 500m 10-seater 200m Open 8-seater 500m Open 8-seater 200m	10 FEB 1994
CHAIKAN Jaruwan	165	F	10-seater 2000m Pursuit Race 10-seater 500m 10-seater 200m Open 8-seater 2000m Pursuit Race Open 8-seater 500m Open 8-seater 200m	25 OCT 1994
KAWSRI Praewpan	168	F	10-seater 2000m Pursuit Race 10-seater 500m 10-seater 200m Open 8-seater 2000m Pursuit Race Open 8-seater 500m Open 8-seater 200m	2 NOV 1992
NOPSRI Nipaporn	170	F	10-seater 2000m Pursuit Race 10-seater 500m 10-seater 200m Open 8-seater 2000m Pursuit Race Open 8-seater 500m Open 8-seater 200m	20 MAR 1993
PORADOK Sukanya	171	F	Open 8-seater 200m 10-seater 2000m Pursuit Race 10-seater 500m 10-seater 200m Open 8-seater 2000m Pursuit Race Open 8-seater 500m Open 8-seater 200m	11 SEP 1998
SANGTHONG Vipavas	172	F	Open 8-seater 200m 10-seater 2000m Pursuit Race	21 NOV 2001

Timing and Results provided by Tissot



Entry List by NOC

As of WED 13 AUG 2025

NOC	Bib	Gender	Event	Date of Birth
-----	-----	--------	-------	---------------

10-seater 500m
10-seater 200m
Open 8-seater 2000m Pursuit Race
Open 8-seater 500m
Open 8-seater 200m



Entry List by NOC

As of WED 13 AUG 2025

NOC	Bib	Gender	Event	Date of Birth
TPE - Chinese Taipei	174	M	10-seater 2000m Pursuit Race	23 OCT 1997
			10-seater 500m	
			10-seater 200m	
			Open 8-seater 2000m Pursuit Race	
			Open 8-seater 500m	
	175	M	Open 8-seater 200m	12 MAR 1994
			10-seater 2000m Pursuit Race	
			10-seater 500m	
	176	M	10-seater 200m	25 NOV 1988
			10-seater 2000m Pursuit Race	
			10-seater 500m	
	177	M	10-seater 200m	26 MAR 1997
			10-seater 2000m Pursuit Race	
			10-seater 500m	
			10-seater 200m	
			Open 8-seater 2000m Pursuit Race	
	179	M	Open 8-seater 500m	22 MAR 2005
			Open 8-seater 200m	
			10-seater 2000m Pursuit Race	
			10-seater 500m	
			10-seater 200m	
	181	M	Open 8-seater 2000m Pursuit Race	4 JUN 1990
			Open 8-seater 500m	
			Open 8-seater 200m	
			10-seater 2000m Pursuit Race	
			10-seater 500m	
	182	F	10-seater 200m	1 OCT 1995
			Open 8-seater 2000m Pursuit Race	
			Open 8-seater 500m	
			Open 8-seater 200m	
			10-seater 2000m Pursuit Race	
	183	F	10-seater 500m	27 OCT 1993
			10-seater 200m	
			Open 8-seater 2000m Pursuit Race	
			Open 8-seater 500m	
			Open 8-seater 200m	
	184	F	Open 8-seater 2000m Pursuit Race	2 MAR 1998
			10-seater 500m	
			10-seater 200m	
			Open 8-seater 2000m Pursuit Race	
			Open 8-seater 500m	
	185	F	Open 8-seater 200m	7 FEB 1997
			10-seater 2000m Pursuit Race	
			10-seater 500m	
			10-seater 200m	
			Open 8-seater 2000m Pursuit Race	
	186	F	Open 8-seater 500m	11 AUG 2008
			Open 8-seater 200m	
			10-seater 2000m Pursuit Race	
			10-seater 500m	
			10-seater 200m	
	186	F	Open 8-seater 2000m Pursuit Race	11 AUG 2008
			Open 8-seater 2000m Pursuit Race	

Timing and Results provided by Tissot



Entry List by NOC

As of WED 13 AUG 2025

NOC	Bib	Gender	Event	Date of Birth
YIN Wan-Ting	187	F	Open 8-seater 500m	30 OCT 1990
			Open 8-seater 200m	
			10-seater 2000m Pursuit Race	
			10-seater 500m	
			10-seater 200m	
			Open 8-seater 2000m Pursuit Race	
			Open 8-seater 500m	
			Open 8-seater 200m	



Entry List by NOC

As of WED 13 AUG 2025

NOC	Bib	Gender	Event	Date of Birth
UKR - Ukraine	188	M	10-seater 2000m Pursuit Race	4 SEP 1980
			10-seater 500m	
			10-seater 200m	
			Open 8-seater 2000m Pursuit Race	
			Open 8-seater 500m	
	189	M	Open 8-seater 200m	7 SEP 1998
			10-seater 2000m Pursuit Race	
			10-seater 500m	
			10-seater 200m	
			Open 8-seater 2000m Pursuit Race	
	190	M	Open 8-seater 500m	16 JUL 2007
			Open 8-seater 200m	
			10-seater 2000m Pursuit Race	
			10-seater 500m	
			10-seater 200m	
	193	M	10-seater 2000m Pursuit Race	23 AUG 1997
			10-seater 500m	
			10-seater 200m	
			Open 8-seater 2000m Pursuit Race	
			Open 8-seater 500m	
	194	M	Open 8-seater 200m	23 JAN 1997
			10-seater 2000m Pursuit Race	
			10-seater 500m	
			10-seater 200m	
			Open 8-seater 2000m Pursuit Race	
	195	M	Open 8-seater 500m	16 FEB 1997
			Open 8-seater 200m	
			10-seater 2000m Pursuit Race	
			10-seater 500m	
			10-seater 200m	
	196	F	Open 8-seater 2000m Pursuit Race	13 JAN 1999
			Open 8-seater 500m	
			Open 8-seater 200m	
			10-seater 2000m Pursuit Race	
			10-seater 500m	
	198	F	10-seater 200m	8 FEB 1985
			Open 8-seater 2000m Pursuit Race	
			Open 8-seater 500m	
			Open 8-seater 200m	
			10-seater 2000m Pursuit Race	
	199	F	10-seater 500m	8 JUL 2000
			10-seater 200m	
			Open 8-seater 2000m Pursuit Race	
			Open 8-seater 500m	
			Open 8-seater 200m	
	200	F	10-seater 2000m Pursuit Race	19 FEB 2002
			10-seater 500m	
			10-seater 200m	
			Open 8-seater 2000m Pursuit Race	
			Open 8-seater 500m	
	201	F	Open 8-seater 200m	26 JUN 1998
			10-seater 2000m Pursuit Race	
			10-seater 500m	
			10-seater 200m	
			Open 8-seater 2000m Pursuit Race	



Entry List by NOC

As of WED 13 AUG 2025

NOC	Bib	Gender	Event	Date of Birth
ZHYHAILO Snizhana	202	F	Open 8-seater 500m Open 8-seater 200m 10-seater 2000m Pursuit Race 10-seater 500m 10-seater 200m Open 8-seater 2000m Pursuit Race Open 8-seater 500m Open 8-seater 200m	29 JAN 2003

Note:
All updates until the start of competition are available online.

Legend:
F Female M Male

Timing and Results provided by Tissot



Competition Summary

REVISED
10 AUG 11:24

As of SUN 10 AUG 2025

Medallists	Finalists					
	Open			Mixed		
	8-seater 200m	8-seater 500m	8-seater 2000m Pursuit Race	10-seater 200m	10-seater 500m	10-seater 2000m Pursuit Race
Gold	INA 45.79 (1)	UKR 2:05.53 (1)	INA 9:08.12 (1)	THA 47.15 (1)	INA 2:06.64 (1)	UKR 9:19.87 (1)
Silver	THA 46.32 (2)	INA 2:05.71 (2)	CHN 9:19.22 (2)	CHN 48.81 (2)	UKR 2:07.02 (2)	INA 9:22.43 (2)
Bronze	TPE 47.27 (3)	THA 2:06.48 (3)	ESP 9:23.75 (3)	UKR 48.85 (3)	THA 2:07.80 (3)	ESP 9:23.84 (3)
	MYA 47.37 (4)	MYA 2:07.50 (4)	UKR 9:28.25 (4)	TPE 49.03 (4)	ESP 2:09.11 (4)	HUN 9:26.57 (4)
	UKR 47.39 (5)	ESP 2:08.20 (5)	THA 9:31.48 (5)	INA 49.28 (5)	HUN 2:09.12 (5)	CZE 9:28.09 (5)
	CAM 51.05 (6)	HUN 2:09.32 (6)	CZE 9:32.11 (6)	MYA 49.38 (6)	CHN 2:09.28 (6)	CHN 9:28.80 (6)
			MYA 9:33.35 (7)			TPE 9:29.04 (7)
			HUN 9:33.65 (8)			THA 9:31.06 (8)
			PHI 9:37.26 (9)			MYA 9:33.86 (9)
			CAM 9:41.58 (10)			PHI 9:40.57 (10)
			KOR 9:59.68 (11)			KOR 10:00.71 (11)
			TPE 11:14.75 (12)			CAM DSQ (12)

Eliminated in Semifinals					
Open			Mixed		
8-seater 200m	8-seater 500m	8-seater 2000m Pursuit Race	10-seater 200m	10-seater 500m	10-seater 2000m Pursuit Race
ESP 49.32 (7)	CZE 2:10.73 (7)		ESP 50.69 (7)	MYA 2:08.19 (7)	
HUN 50.78 (8)	KOR 2:15.39 (8)		PHI 50.80 (8)	PHI 2:11.20 (8)	
KOR 53.76 (9)	CHN 2:23.89 (9)		CAM 52.68 (9)	CZE 2:17.73 (9)	
CHN 57.15 (10)	TPE 2:29.99 (10)		CZE 53.79 (10)	TPE 2:37.17 (10)	

Eliminated in Heats					
Open			Mixed		
8-seater 200m	8-seater 500m	8-seater 2000m Pursuit Race	10-seater 200m	10-seater 500m	10-seater 2000m Pursuit Race
PHI 50.94 (11)	PHI 2:13.63 (11)		KOR 1:08.83 (11)	CAM 2:35.05 (11)	
CZE 1:41.74 (12)	CAM 2:23.73 (12)		HUN DSQ (12)	KOR 2:38.80 (12)	

Legend:
DSQ Disqualified

Timing and Results provided by Tissot



Medallists by Event

As of SUN 10 AUG 2025 at 11:13

After 6 of 6 Events

Event	Date	Medal	Name	NOC Code
Open 8-seater 2000m Pursuit Race	SAT 9 AUG	GOLD	ANDRIYANI Riska IRWAN DAPIT KUSWANDI Roby DAYUMIN RESKI Wahyuni MARYATI SUTRISNO NADIA Hafiza MENI Nur	INA
		SILVER	PENG Chun ZHANG Peng JI Shengchang DONG Binrui WU Shuhan ZENG Bolun WABU Youzhuacier XU Jiayu LUO Meng WANG Shougang	CHN
		BRONZE	MACHO Loreto MONTEAGUDO Iago MICHALOWICZ Jakub OURILLE Luis NOVO Nerea FEIJOO Lara VILLAR Carmen SILVA Pablo LANDEIRA Antia CONDE FRANCO Noa	ESP



Medallists by Event

As of SUN 10 AUG 2025 at 11:13

Event	Date	Medal	Name	NOC Code
Open 8-seater 500m	SUN 10 AUG	GOLD	MATVIENKO Olesia BARDASHEVSKYI Yurii SEMENIUK Serhii KALMUS Oleksandr KUKHARUK Danylo VERKHOVETSKYI Mykola BURAHO Olha SVYRYDIUK Viktor PETRENKO Kateryna SKVORTSOVA Olena	UKR
		SILVER	ANDRIYANI Riska IRWAN DAPIT KUSWANDI Roby DAYUMIN RESKI Wahyuni MARYATI SUTRISNO NADIA Hafiza MENI Nur	INA
		BRONZE	KAWSRI Praewpan SANGPAN Chitsanupong FAENGNOI Suradet BORRIBOONWASIN Kasemsit WANNAMANEE Phakdee CHAIKAN Jaruwan KREEPKAMRAI Natthapon PORADOK Sukanya NOPSRI Nipaporn MOONKASEM Pranchalee	THA



Medallists by Event

As of SUN 10 AUG 2025 at 11:13

Event	Date	Medal	Name	NOC Code
Open 8-seater 200m	SUN 10 AUG	GOLD	ANDRIYANI Riska IRWAN DAPIT KUSWANDI Roby DAYUMIN RESKI Wahyuni MARYATI SUTRISNO NADIA Hafiza MENI Nur	INA
		SILVER	KAWSRI Praewpan SANGPAN Chitsanupong FAENGNOI Suradet BORRIBOONWASIN Kasemsit WANNAMANEE Phakdee CHAIKAN Jaruwan KREEPKAMRAI Natthapon PORADOK Sukanya NOPSRI Nipaporn MOONKASEM Pranchalee	THA
		BRONZE	WU Wei Ting LIN Sheng-Ru CHUANG Ying-Chieh CHEN Tzu-Hsien CHEN Ie-En CHOU Chih-Wei LAHOK Iya CHIEN Cheng Yen LEE Chun-Lin YIN Wan-Ting	TPE



Medallists by Event

As of SUN 10 AUG 2025 at 11:13

Event	Date	Medal	Name	NOC Code
10-seater 2000m Pursuit Race	SUN 10 AUG	GOLD	MATVIENKO Olesia SVYRYDIUK Viktor VERKHOVETSKYI Mykola BARDASHEVSKYI Yurii SEMENIUK Serhii KALMUS Oleksandr KUKHARUK Danylo MAZURENKO Anastasiia BURAHO Olha ZHYHAILO Snizhana PETRENKO Kateryna SKVORTSOVA Olena	UKR
		SILVER	ANDRIYANI Riska MUGI Harjito SUTRISNO IRWAN DAPIT KUSWANDI Roby DAYUMIN RESKI Wahyuni MARYATI YUDA Firmansyah NADIA Hafiza MENI Nur	INA
		BRONZE	MACHO Loreto ORDONEZ Miguel SILVA Pablo MONTEAGUDO Iago MICHALOWICZ Jakub ALONSO Jorge NOVO Nerea FEIJOO Lara VILLAR Carmen CONDE FRANCO Noa LANDEIRA Antia OURILLE Luis	ESP



Medallists by Event

As of SUN 10 AUG 2025 at 11:13

Event	Date	Medal	Name	NOC Code
10-seater 500m	SUN 10 AUG	GOLD	ANDRIYANI Riska MUGI Harjito SUTRISNO IRWAN DAPIT KUSWANDI Roby DAYUMIN RESKI Wahyuni MARYATI YUDA Firmansyah NADIA Hafiza MENI Nur	INA
		SILVER	MATVIIENKO Olesia SVYRYDIUK Viktor VERKHOVETSKYI Mykola BARDASHEVSKYI Yurii SEMENIUK Serhii KALMUS Oleksandr KUKHARUK Danylo MAZURENKO Anastasiia BURAHO Olha ZHYHAILO Snizhana PETRENKO Kateryna SKVORTSOVA Olena	UKR
		BRONZE	MOONKASEM Pranchalee SANGTHONG Vipavas KREEPKAMRAI Natthapon SANGPAN Chitsanupong FAENGNOI Suradet BORRIBOONWASIN Kasemsit WANNAMANEE Phakdee CHAIKAN Jaruwan KAWSRI Praewpan PORADOK Sukanya NOPSRI Nipaporn BOON-EM Sukon	THA



Medallists by Event

As of SUN 10 AUG 2025 at 11:13

Event	Date	Medal	Name	NOC Code
10-seater 200m	SUN 10 AUG	GOLD	MOONKASEM Pranchalee SANGTHONG Vipavas KREEPKAMRAI Natthapon SANGPAN Chitsanupong FAENGNOI Suradet BORRIBOONWASIN Kasemsit WANNAMANEE Phakdee CHAIKAN Jaruwan KAWSRI Praewpan PORADOK Sukanya NOPSRI Nipaporn BOON-EM Sukon	THA
		SILVER	PENG Chun ZENG Bolun JI Shengchang ZHANG Peng WABU Youzhuacier DONG Binrui WU Shuhan WU Siqi YANG Jie XU Jiayu LUO Meng WANG Shougang	CHN
		BRONZE	MATVIIENKO Olesia SVYRYDIUK Viktor VERKHOVETSKYI Mykola BARDASHEVSKYI Yurii SEMENIUK Serhii KALMUS Oleksandr KUKHARUK Danylo MAZURENKO Anastasiia BURAHO Olha ZHYHAILO Snizhana PETRENKO Kateryna SKVORTSOVA Olena	UKR



Medal Standings

As of SUN 10 AUG 2025 at 11:13

After 6 of 6 Events

Rank	NOC	Open				Mixed				Total				Rank by Total
		G	S	B	Tot.	G	S	B	Tot.	G	S	B	Tot.	
1	INA - Indonesia	2	1		3	1	1		2	3	2		5	1
2	UKR - Ukraine	1			1	1	1	1	3	2	1	1	4	=2
3	THA - Thailand		1	1	2	1		1	2	1	1	2	4	=2
4	CHN - People's Republic of China		1		1		1		1		2		2	=4
5	ESP - Spain			1	1			1	1			2	2	=4
6	TPE - Chinese Taipei			1	1							1	1	6
Total:		3	3	3	9	3	3	3	9	6	6	6	18	

Note:

Rank by Total is calculated by the total number of gold, silver and bronze medals.

Legend:

= Equal sign indicates that two or more NOCs share the same rank by total

B Bronze **G** Gold **S** Silver **Tot.** Total

Timing and Results provided by Tissot



Final Placing by NOC

As of WED 13 AUG 2025

NOC	Open			Mixed			NOC Code
	8-seater 2000m Pursuit Race	8-seater 500m	8-seater 200m	10-seater 2000m Pursuit Race	10-seater 500m	10-seater 200m	
CAM - Cambodia	10	12	6	12	11	9	CAM
CHN - People's Republic of China	2	9	10	6	6	2	CHN
CZE - Czechia	6	7	12	5	9	10	CZE
ESP - Spain	3	5	7	3	4	7	ESP
HUN - Hungary	8	6	8	4	5	12	HUN
INA - Indonesia	1	2	1	2	1	5	INA
KOR - Republic of Korea	11	8	9	11	12	11	KOR
MYA - Myanmar	7	4	4	9	7	6	MYA
PHI - Philippines	9	11	11	10	8	8	PHI
THA - Thailand	5	3	2	8	3	1	THA
TPE - Chinese Taipei	12	10	3	7	10	4	TPE
UKR - Ukraine	4	1	5	1	2	3	UKR



TWG
2025
CHENGDU



DRAGON BOAT

Open 8-seater 200m



Entry List by Event

As of FRI 8 AUG 2025

Bib CAM

14 TOCH Raksa
6 SOK Kakada
8 VUTHA Ratana
2 KOEM Som
11 PHORN Sivelinh
1 HOEURN Kimhor
9 BOUN Manin
10 NAK Sreymov
13 SOKHA Ratha
12 SOKHA Leakena

Bib CHN

30 PENG Chun
26 ZHANG Peng
19 JI Shengchang
18 DONG Binrui
31 WU Shuhan
32 WU Siqi
34 YANG Jie
22 WABU Youzhuacier
25 ZENG Bolun
23 WANG Shougang

Bib CZE

46 SPALKOVA Kristyna
41 VECERKA Martin
38 JANDA Filip
40 SULAK Libor
44 JISKROVA Tereza
36 HAGER Filip
48 WERTHEIMEROVA Ema
39 MACHACEK Jan
37 HIRSCH Robin
47 VYORALOVA Monika

Bib ESP

60 MACHO Loreto
52 MONTEAGUDO Iago
51 MICHALOWICZ Jakub
54 OURILLE Luis
61 NOVO Nerea
58 FEIJOO Lara
62 VILLAR Carmen
56 SILVA Pablo
59 LANDEIRA Antia
57 CONDE FRANCO Noa

Bib HUN

84 REMENYI Gitta
74 KORISANSZKY David
71 FEKETE Adam
75 KOVER Marton
79 BERNATH Eszter
78 SLIHOCZKI Adam
73 KOCZKAS David
72 KIRSCNER Zoltan
80 FEHER Anna
85 SARKANY Reka

Bib INA

95 ANDRIYANI Riska
88 IRWAN
87 DAPIT
90 KUSWANDI Roby
96 DAYUMIN
101 RESKI Wahyuni
98 MARYATI
93 SUTRISNO
100 NADIA Hafiza
99 MENI Nur

Bib KOR

111 BYUN Eunjeong
108 PARK Chulwoong
109 SON Jeongho
105 LEE Jaeyoung
116 NOH Yeonjin
112 CHOI Bora
113 CHOI Sieun
114 HONG Seojin
110 YEO Sechang
103 CHOI Wooyeong

Bib MYA

131 CHAW Ei Ei
121 KYAW Saw Naing Lin
122 LIN Tun Tun
119 AUNG Pyae Sone
134 KYAW Soe Soe
124 MAUNG Yu Ya
136 PHYU Nway Ei
135 OO Thidar
133 HTWE Win Win
132 HTWE Hla Hla

Bib PHI

148 GOESAERT Katherine
138 BARCA John Rey
140 PANTALEON Roberto
139 MASBATE Roger Kenneth
137 ARSENO Jims Vencent
142 REFORMINA Alfred
145 DABAN Roda
147 ESGUERRA Rosalyn
144 BARCA Joanna
141 PELAGIO John James

Bib THA

168 KAWSRI Praewpan
161 SANGPAN Chitsanupong
156 FAENGNOI Suradet
155 BORRIBOONWASIN Kasemsit
164 WANNAMANEE Phakdee
165 CHAIKAN Jaruwan
160 KREEPKAMRAI Natthapon
171 PORADOK Sukanya
170 NOPSRI Nipaporn
169 MOONKASEM Pranchalee

Bib TPE

186 WU Wei Ting
181 LIN Sheng-Ru
177 CHUANG Ying-Chieh
174 CHEN Tzu-Hsien
182 CHEN Ie-En
176 CHOU Chih-Wei
184 LAHOK Iya
175 CHIEN Cheng Yen
179 LEE Chun-Lin
187 YIN Wan-Ting

Bib UKR

198 MATVIIENKO Olesia
188 BARDASHEVSKYI Yurii
193 SEMENIUK Serhii
189 KALMUS Oleksandr
190 KUKHARUK Danylo
195 VERKHOVETSKYI Mykola
196 BURAH OIha
194 SVYRYDIUK Viktor
200 PETRENKO Kateryna
201 SKVORTSOVA Olena

Note:
List of NOCs by alphabetical order.



Event Ranking

As of SUN 10 AUG 2025

Rank	NOC Code	Name
------	----------	------

Final

- | | | |
|---|-----|--|
| 1 | INA | ANDRIYANI Riska
IRWAN
DAPIT
KUSWANDI Roby
DAYUMIN
RESKI Wahyuni
MARYATI
SUTRISNO
NADIA Hafiza
MENI Nur |
| 2 | THA | KAWSRI Praewpan
SANGPAN Chitsanupong
FAENGNOI Suradet
BORRIBOONWASIN Kasemsit
WANNAMANEE Phakdee
CHAIKAN Jaruwan
KREEPKAMRAI Natthapon
PORADOK Sukanya
NOPSRI Nipaporn
MOONKASEM Pranchalee |
| 3 | TPE | WU Wei Ting
LIN Sheng-Ru
CHUANG Ying-Chieh
CHEN Tzu-Hsien
CHEN Ie-En
CHOU Chih-Wei
LAHOK Iya
CHIEN Cheng Yen
LEE Chun-Lin
YIN Wan-Ting |
| 4 | MYA | CHAW Ei Ei
KYAW Saw Naing Lin
LIN Tun Tun
AUNG Pyae Sone
KYAW Soe Soe
MAUNG Yu Ya
PHYU Nway Ei
OO Thidar
HTWE Win Win
HTWE Hla Hla |
| 5 | UKR | MATVIIENKO Olesia
BARDASHEVSKYI Yurii
SEMENIUK Serhii
KALMUS Oleksandr
KUKHARUK Danylo
VERKHOVETSKYI Mykola
BURAHO Olha
SVYRYDIUK Viktor
PETRENKO Kateryna
SKVORTSOVA Olena |

Rank	NOC Code	Name
------	----------	------

- | | | |
|---|-----|--|
| 6 | CAM | TOCH Raksa
SOK Kakada
VUTHA Ratana
KOEM Som
PHORN Sivelinh
HOEURN Kimhor
BOUN Manin
NAK Sreymov
SOKHA Ratha
SOKHA Leakena |
|---|-----|--|

Eliminated in Semifinals

- | | | |
|----|-----|---|
| 7 | ESP | MACHO Loreto
MONTEAGUDO Iago
MICHALOWICZ Jakub
OURILLE Luis
NOVO Nerea
FEIJOO Lara
VILLAR Carmen
SILVA Pablo
LANDEIRA Antia
CONDE FRANCO Noa |
| 8 | HUN | REMENYI Gitta
KORISANSZKY David
FEKETE Adam
KOVER Marton
BERNATH Eszter
SLIHOCZKI Adam
KOCZKAS David
KIRSCNER Zoltan
FEHER Anna
SARKANY Reka |
| 9 | KOR | BYUN Eunjeong
PARK Chulwoong
SON Jeongho
LEE Jaeyoung
NOH Yeonjin
CHOI Bora
CHOI Sieun
HONG Seojin
YEO Sechang
CHOI Wooyoung |
| 10 | CHN | PENG Chun
ZHANG Peng
JI Shengchang
DONG Binrui
WU Shuhan
WU Siqi
YANG Jie
WABU Youzhuaciel
ZENG Bolun
WANG Shougang |



Event Ranking

As of SUN 10 AUG 2025

Rank	NOC Code	Name
------	----------	------

Eliminated in Heats

11 PHI
GOESAERT Katherine
BARCA John Rey
PANTALEON Roberto
MASBATE Roger Kenneth
ARSENO Jims Vencent
REFORMINA Alfred
DABAN Roda
ESGUERRA Rosalyn
BARCA Joanna
PELAGIO John James

12 CZE
SPALKOVA Kristyna
VECERKA Martin
JANDA Filip
SULAK Libor
JISKROVA Tereza
HAGER Filip
WERTHEIMEROVA Ema
MACHACEK Jan
HIRSCH Robin
VYORALOVA Monika



Medallists

Medal	NOC	Name
GOLD	INA - Indonesia	ANDRIYANI Riska IRWAN DAPIT KUSWANDI Roby DAYUMIN RESKI Wahyuni MARYATI SUTRISNO NADIA Hafiza MENI Nur
SILVER	THA - Thailand	KAWSRI Praewpan SANGPAN Chitsanupong FAENGNOI Suradet BORRIBOONWASIN Kasemsit WANNAMANEE Phakdee CHAIKAN Jaruwan KREEPKAMRAI Natthapon PORADOK Sukanya NOPSRI Nipaporn MOONKASEM Pranchalee
BRONZE	TPE - Chinese Taipei	WU Wei Ting LIN Sheng-Ru CHUANG Ying-Chieh CHEN Tzu-Hsien CHEN Ie-En CHOU Chih-Wei LAHOK Iya CHIEN Cheng Yen LEE Chun-Lin YIN Wan-Ting



Start List

REVISED
9 AUG 14:13

Start Order	Bib	Final Race 20 9:00	
1	TPE 186 WU Wei Ting 181 LIN Sheng-Ru 177 CHUANG Ying-Chieh 174 CHEN Tzu-Hsien 182 CHEN le-En 176 CHOU Chih-Wei	184 LAHOK Iya 175 CHIEN Cheng Yen 179 LEE Chun-Lin 187 YIN Wan-Ting	
2	THA 168 KAWSRI Praewpan 161 SANGPAN Chitsanupong 156 FAENGNOI Suradet 155 BORRIBOONWASIN K 164 WANNAMANEE Phakdee 165 CHAIKAN Jaruwan	160 KREEPKAMRAI Natthapon 171 PORADOK Sukanya 170 NOPSRI Nipaporn 169 MOONKASEM Pranchalee	
3	MYA 131 CHAW Ei Ei 121 KYAW Saw Naing Lin 122 LIN Tun Tun 119 AUNG Pyae Sone 134 KYAW Soe Soe 124 MAUNG Yu Ya	136 PHYU Nway Ei 135 OO Thidar 133 HTWE Win Win 132 HTWE Hla Hla	
4	INA 95 ANDRIYANI Riska 88 IRWAN 87 DAPIT 90 KUSWANDI Roby 96 DAYUMIN 101 RESKI Wahyuni	98 MARYATI 93 SUTRISNO 100 NADIA Hafiza 99 MENI Nur	
5	CAM 14 TOCH Raksa 6 SOK Kakada 8 VUTHA Ratana 2 KOEM Som 11 PHORN Sivelinh 1 HOEURN Kimhor	9 BOUN Manin 10 NAK Sreymov 13 SOKHA Ratha 12 SOKHA Leakena	
6	UKR 198 MATVIIENKO Olesia 188 BARDASHEVSKYI Yurii 193 SEMENIUK Serhii 189 KALMUS Oleksandr 190 KUKHARUK Danylo 195 VERKHOVETSKYI Mykola	196 BURAH OIha 194 SVYRYDIUK Viktor 200 PETRENKO Kateryna 201 SKVORTSOVA Olena	
7			
8			



SUN 10 AUG 2025

Results

Race 20

Rank	Lane	NOC Code	Bib	Name	200m
1	4	INA	95	ANDRIYANI Riska	45.79
			88	IRWAN	
			87	DAPIT	
			90	KUSWANDI Roby	
			96	DAYUMIN	
			101	RESKI Wahyuni	
			98	MARYATI	
			93	SUTRISNO	
			100	NADIA Hafiza	
			99	MENI Nur	
2	2	THA	168	KAWSRI Praewpan	46.32
			161	SANGPAN Chitsanupong	
			156	FAENGNOI Suradet	0.53
			155	BORRIBOONWASIN Kasemsit	
			164	WANNAMANEE Phakdee	
			165	CHAIKAN Jaruwan	
			160	KREEPKAMRAI Natthapon	
			171	PORADOK Sukanya	
			170	NOPSRI Nipaporn	
			169	MOONKASEM Pranchalee	
3	1	TPE	186	WU Wei Ting	47.27
			181	LIN Sheng-Ru	
			177	CHUANG Ying-Chieh	1.48
			174	CHEN Tzu-Hsien	
			182	CHEN Ie-En	
			176	CHOU Chih-Wei	
			184	LAHOK Iya	
			175	CHIEN Cheng Yen	
			179	LEE Chun-Lin	
			187	YIN Wan-Ting	
4	3	MYA	131	CHAW Ei Ei	47.37
			121	KYAW Saw Naing Lin	
			122	LIN Tun Tun	1.58
			119	AUNG Pyae Sone	
			134	KYAW Soe Soe	
			124	MAUNG Yu Ya	
			136	PHYU Nway Ei	
			135	OO Thidar	
			133	HTWE Win Win	
			132	HTWE Hla Hla	
5	6	UKR	198	MATVIENKO Olesia	47.39
			188	BARDASHEVSKYI Yuri	
			193	SEMENIUK Serhii	1.60
			189	KALMUS Oleksandr	
			190	KUKHARUK Danylo	
			195	VERKHOVETSKYI Mykola	
			196	BURAHO Olha	
			194	SVYRYDIUK Viktor	
			200	PETRENKO Kateryna	
			201	SKVORTSOVA Olena	



SUN 10 AUG 2025

Results

Race 20

Rank	Lane	NOC Code	Bib	Name	200m
6	5	CAM	14	TOCH Raksa	51.05
			6	SOK Kakada	
			8	VUTHA Ratana	5.26
			2	KOEM Som	
			11	PHORN Sivelinh	
			1	HOEURN Kimhor	
			9	BOUN Manin	
			10	NAK Sreymov	
			13	SOKHA Ratha	
			12	SOKHA Leakena	



Start List

Start Order	Bib	Semifinal Race 13 14:00	
1	HUN 84 REMENYI Gitta 74 KORISANSZKY David 71 FEKETE Adam 75 KOVER Marton 79 BERNATH Eszter 78 SLIHOCZKI Adam	73 KOCZKAS David 72 KIRSCNER Zoltan 80 FEHER Anna 85 SARKANY Reka	
2	UKR 198 MATVIIENKO Olesia 188 BARDASHEVSKYI Yurii 193 SEMENIUK Serhii 189 KALMUS Oleksandr 190 KUKHARUK Danylo 195 VERKHOVETSKYI Mykola	196 BURAH OIha 194 SVYRYDIUK Viktor 200 PETRENKO Kateryna 201 SKVORTSOVA Olena	
3	KOR 111 BYUN Eunjeong 108 PARK Chulwoong 109 SON Jeongho 105 LEE Jaeyoung 116 NOH Yeonjin 112 CHOI Bora	113 CHOI Sieun 114 HONG Seojin 110 YEO Sechang 103 CHOI Wooyeong	
4	TPE 186 WU Wei Ting 181 LIN Sheng-Ru 177 CHUANG Ying-Chieh 174 CHEN Tzu-Hsien 182 CHEN le-En 176 CHOU Chih-Wei	184 LAHOK Iya 175 CHIEN Cheng Yen 179 LEE Chun-Lin 187 YIN Wan-Ting	
5	ESP 60 MACHO Loreto 52 MONTEAGUDO Iago 51 MICHALOWICZ Jakub 54 OURILLE Luis 61 NOVO Nerea 58 FEIJOO Lara	62 VILLAR Carmen 56 SILVA Pablo 59 LANDEIRA Antia 57 CONDE FRANCO Noa	
6	CHN 30 PENG Chun 26 ZHANG Peng 19 JI Shengchang 18 DONG Binrui 31 WU Shuhan 32 WU Siqi	34 YANG Jie 22 WABU Youzhuaciel 25 ZENG Bolun 23 WANG Shougang	
7			
8			

Progression System: 2 best to final, rest out



Results

Race 13

Rank	Lane	NOC Code	Bib	Name	200m	
1	4	TPE	186	WU Wei Ting	48.59	F
			181	LIN Sheng-Ru		
			177	CHUANG Ying-Chieh		
			174	CHEN Tzu-Hsien		
			182	CHEN Ie-En		
			176	CHOU Chih-Wei		
			184	LAHOK Iya		
			175	CHIEN Cheng Yen		
			179	LEE Chun-Lin		
			187	YIN Wan-Ting		
2	2	UKR	198	MATVIENKO Olesia	49.20	F
			188	BARDASHEVSKYI Yurii		
			193	SEMENIUK Serhii	0.61	
			189	KALMUS Oleksandr		
			190	KUKHARUK Danylo		
			195	VERKHOVETSKYI Mykola		
			196	BURAH OIha		
			194	SVYRYDIUK Viktor		
			200	PETRENKO Kateryna		
			201	SKVORTSOVA Olena		
3	5	ESP	60	MACHO Loreto	49.32	X
			52	MONTEAGUDO Iago		
			51	MICHALOWICZ Jakub	0.73	
			54	OURILLE Luis		
			61	NOVO Nerea		
			58	FEIJOO Lara		
			62	VILLAR Carmen		
			56	SILVA Pablo		
			59	LANDEIRA Antia		
			57	CONDE FRANCO Noa		
4	1	HUN	84	REMENYI Gitta	50.78	X
			74	KORISANSZKY David		
			71	FEKETE Adam	2.19	
			75	KOVER Marton		
			79	BERNATH Eszter		
			78	SLIHOCZKI Adam		
			73	KOCZKAS David		
			72	KIRSCNER Zoltan		
			80	FEHER Anna		
			85	SARKANY Reka		
5	3	KOR	111	BYUN Eunjeong	53.76	X
			108	PARK Chulwoong		
			109	SON Jeongho	5.17	
			105	LEE Jaeyoung		
			116	NOH Yeonjin		
			112	CHOI Bora		
			113	CHOI Sieun		
			114	HONG Seojin		
			110	YEO Sechang		
			103	CHOI Wooyeong		



Results

Race 13

Rank	Lane	NOC Code	Bib	Name	200m	
6	6	CHN	30	PENG Chun	57.15	X
			26	ZHANG Peng		
			19	JI Shengchang	8.56	
			18	DONG Binrui		
			31	WU Shuhan		
			32	WU Siqu		
			34	YANG Jie		
			22	WABU Youzhuacier		
			25	ZENG Bolun		
			23	WANG Shougang		

Progression System **2 best to final, rest out**

Legend:
F Qualified for Final X Eliminated



Start List

Start Order	Bib	Heat 1 Race 1 9:00	Bib	Heat 2 Race 2 9:05
1		KOR 111 BYUN Eunjeong 108 PARK Chulwoong 109 SON Jeongho 105 LEE Jaeyoung 116 NOH Yeonjin 112 CHOI Bora		ESP 60 MACHO Loreto 52 MONTEAGUDO Iago 51 MICHALOWICZ Jakub 54 OURILLE Luis 61 NOVO Nerea 58 FEIJOO Lara
2		UKR 198 MATVIIENKO Olesia 188 BARDASHEVSKYI Yurii 193 SEMENIUK Serhii 189 KALMUS Oleksandr 190 KUKHARUK Danylo 195 VERKHOVETSKYI Mykola		THA 168 KAWSRI Praewpan 161 SANGPAN Chitsanupong 156 FAENGNOI Suradet 155 BORRIBOONWASIN K 164 WANNAMANEE Phakdee 165 CHAIKAN Jaruwan
3		CZE 46 SPALKOVA Kristyna 41 VECERKA Martin 38 JANDA Filip 40 SULAK Libor 44 JISKROVA Tereza 36 HAGER Filip		PHI 148 GOESAERT Katherine 138 BARCA John Rey 140 PANTALEON Roberto 139 MASBATE Roger Kenneth 137 ARSENO Jims Vencent 142 REFORMINA Alfred
4		CAM 14 TOCH Raksa 6 SOK Kakada 8 VUTHA Ratana 2 KOEM Som 11 PHORN Sivelinh 1 HOEURN Kimhor		CHN 30 PENG Chun 26 ZHANG Peng 19 JI Shengchang 18 DONG Binrui 31 WU Shuhan 32 WU Siqi
5		MYA 131 CHAW Ei Ei 121 KYAW Saw Naing Lin 122 LIN Tun Tun 119 AUNG Pyae Sone 134 KYAW Soe Soe 124 MAUNG Yu Ya		INA 95 ANDRIYANI Riska 88 IRWAN 87 DAPIT 90 KUSWANDI Roby 96 DAYUMIN 101 RESKI Wahyuni
6		HUN 84 REMENYI Gitta 74 KORISANSZKY David 71 FEKETE Adam 75 KOVER Marton 79 BERNATH Eszter 78 SLIHOCZKI Adam		TPE 186 WU Wei Ting 181 LIN Sheng-Ru 177 CHUANG Ying-Chieh 174 CHEN Tzu-Hsien 182 CHEN Ie-En 176 CHOU Chih-Wei
7				
8				

Progression System: 2 best to final, 3rd to 5th to semifinal, rest out



Results

Race 1

Rank	Lane	NOC Code	Bib	Name	200m	
1	5	MYA	131	CHAW Ei Ei	50.76	F
			121	KYAW Saw Naing Lin		
			122	LIN Tun Tun		
			119	AUNG Pyae Sone		
			134	KYAW Soe Soe		
			124	MAUNG Yu Ya		
			136	PHYU Nway Ei		
			135	OO Thidar		
			133	HTWE Win Win		
			132	HTWE Hla Hla		
2	4	CAM	14	TOCH Raksa	52.64	F
			6	SOK Kakada		
			8	VUTHA Ratana	1.88	
			2	KOEM Som		
			11	PHORN Sivelinh		
			1	HOEURN Kimhor		
			9	BOUN Manin		
			10	NAK Sreymov		
			13	SOKHA Ratha		
			12	SOKHA Leakena		
3	1	KOR	111	BYUN Eunjeong	1:08.79	SF
			108	PARK Chulwoong		
			109	SON Jeongho	18.03	
			105	LEE Jaeyoung		
			116	NOH Yeonjin		
			112	CHOI Bora		
			113	CHOI Sieun		
			114	HONG Seojin		
			110	YEO Sechang		
			103	CHOI Wooyeong		
4	2	UKR	198	MATVIENKO Olesia	1:10.78	SF
			188	BARDASHEVSKYI Yurii		
			193	SEMIENIUK Serhii	20.02	
			189	KALMUS Oleksandr		
			190	KUKHARUK Danylo		
			195	VERKHOVETSKYI Mykola		
			196	BURAH OIha		
			194	SVYRYDIUK Viktor		
			200	PETRENKO Kateryna		
			201	SKVORTSOVA Olena		
5	6	HUN	84	REMENYI Gitta	1:35.12	SF
			74	KORISANSZKY David		
			71	FEKETE Adam	44.36	
			75	KOVER Marton		
			79	BERNATH Eszter		
			78	SLIHOCZKI Adam		
			73	KOCZKAS David		
			72	KIRSCNER Zoltan		
			80	FEHER Anna		
			85	SARKANY Reka		



Results

Race 1

Rank	Lane	NOC Code	Bib	Name	200m	
6	3	CZE	46	SPALKOVA Kristyna	1:41.74	X
			41	VECERKA Martin		
			38	JANDA Filip	50.98	
			40	SULAK Libor		
			44	JISKROVA Tereza		
			36	HAGER Filip		
			48	WERTHEIMEROVA Ema		
			39	MACHACEK Jan		
			37	HIRSCH Robin		
			47	VYORALOVA Monika		

Progression System 2 best to final, 3rd to 5th to semifinal, rest out

Legend:					
F	Qualified for Final	SF	Qualified for Semifinals	X	Eliminated



Results

Race 2

Rank	Lane	NOC Code	Bib	Name	200m	
1	5	INA	95	ANDRIYANI Riska	47.10	F
			88	IRWAN		
			87	DAPIT		
			90	KUSWANDI Roby		
			96	DAYUMIN		
			101	RESKI Wahyuni		
			98	MARYATI		
			93	SUTRISNO		
			100	NADIA Hafiza		
			99	MENI Nur		
2	2	THA	168	KAWSRI Praewpan	47.30	F
			161	SANGPAN Chitsanupong		
			156	FAENGNOI Suradet	0.20	
			155	BORRIBOONWASIN Kasemsit		
			164	WANNAMANEE Phakdee		
			165	CHAIKAN Jaruwan		
			160	KREEPKAMRAI Natthapon		
			171	PORADOK Sukanya		
			170	NOPSRI Nipaporn		
			169	MOONKASEM Pranchalee		
3	6	TPE	186	WU Wei Ting	48.73	SF
			181	LIN Sheng-Ru		
			177	CHUANG Ying-Chieh	1.63	
			174	CHEN Tzu-Hsien		
			182	CHEN Ie-En		
			176	CHOU Chih-Wei		
			184	LAHOK Iya		
			175	CHIEN Cheng Yen		
			179	LEE Chun-Lin		
			187	YIN Wan-Ting		
4	1	ESP	60	MACHO Loreto	49.18	SF
			52	MONTEAGUDO Iago		
			51	MICHALOWICZ Jakub	2.08	
			54	OURILLE Luis		
			61	NOVO Nerea		
			58	FEIJOO Lara		
			62	VILLAR Carmen		
			56	SILVA Pablo		
			59	LANDEIRA Antia		
			57	CONDE FRANCO Noa		
5	4	CHN	30	PENG Chun	49.61	SF
			26	ZHANG Peng		
			19	JI Shengchang	2.51	
			18	DONG Binrui		
			31	WU Shuhan		
			32	WU Siqi		
			34	YANG Jie		
			22	WABU Youzhuacier		
			25	ZENG Bolun		
			23	WANG Shougang		



Results

Race 2

Rank	Lane	NOC Code	Bib	Name	200m	
6	3	PHI	148	GOESAERT Katherine	50.94	X
			138	BARCA John Rey		
			140	PANTALEON Roberto	3.84	
			139	MASBATE Roger Kenneth		
			137	ARSENO Jims Vencent		
			142	REFORMINA Alfred		
			145	DABAN Roda		
			147	ESGUERRA Rosalyn		
			144	BARCA Joanna		
			141	PELAGIO John James		

Progression System 2 best to final, 3rd to 5th to semifinal, rest out

Legend:					
F	Qualified for Final	SF	Qualified for Semifinals	X	Eliminated



DRAGON BOAT

Open 8-seater 500m



Entry List by Event

As of FRI 8 AUG 2025

Bib CAM

14 TOCH Raksa
6 SOK Kakada
8 VUTHA Ratana
2 KOEM Som
11 PHORN Sivelinh
1 HOEURN Kimhor
9 BOUN Manin
10 NAK Sreymov
13 SOKHA Ratha
12 SOKHA Leakena

Bib CHN

30 PENG Chun
26 ZHANG Peng
19 JI Shengchang
18 DONG Binrui
31 WU Shuhan
25 ZENG Bolun
34 YANG Jie
22 WABU Youzhuacier
29 LUO Meng
23 WANG Shougang

Bib CZE

46 SPALKOVA Kristyna
41 VECERKA Martin
38 JANDA Filip
40 SULAK Libor
44 JISKROVA Tereza
36 HAGER Filip
48 WERTHEIMEROVA Ema
39 MACHACEK Jan
37 HIRSCH Robin
47 VYORALOVA Monika

Bib ESP

60 MACHO Loreto
52 MONTEAGUDO Iago
51 MICHALOWICZ Jakub
54 OURILLE Luis
61 NOVO Nerea
58 FEIJOO Lara
62 VILLAR Carmen
56 SILVA Pablo
59 LANDEIRA Antia
57 CONDE FRANCO Noa

Bib HUN

84 REMENYI Gitta
74 KORISANSZKY David
71 FEKETE Adam
75 KOVER Marton
79 BERNATH Eszter
78 SLIHOCZKI Adam
73 KOCZKAS David
72 KIRSCNER Zoltan
80 FEHER Anna
85 SARKANY Reka

Bib INA

95 ANDRIYANI Riska
88 IRWAN
87 DAPIT
90 KUSWANDI Roby
96 DAYUMIN
101 RESKI Wahyuni
98 MARYATI
93 SUTRISNO
100 NADIA Hafiza
99 MENI Nur

Bib KOR

111 BYUN Eunjeong
108 PARK Chulwoong
109 SON Jeongho
105 LEE Jaeyoung
116 NOH Yeonjin
112 CHOI Bora
113 CHOI Sieun
114 HONG Seojin
110 YEO Sechang
103 CHOI Wooyeong

Bib MYA

131 CHAW Ei Ei
121 KYAW Saw Naing Lin
122 LIN Tun Tun
119 AUNG Pyae Sone
134 KYAW Soe Soe
124 MAUNG Yu Ya
136 PHYU Nway Ei
135 OO Thidar
133 HTWE Win Win
132 HTWE Hla Hla

Bib PHI

148 GOESAERT Katherine
138 BARCA John Rey
140 PANTALEON Roberto
139 MASBATE Roger Kenneth
137 ARSENO Jims Vencent
142 REFORMINA Alfred
145 DABAN Roda
147 ESGUERRA Rosalyn
144 BARCA Joanna
141 PELAGIO John James

Bib THA

168 KAWSRI Praewpan
161 SANGPAN Chitsanupong
156 FAENGNOI Suradet
155 BORRIBOONWASIN Kasemsit
164 WANNAMANEE Phakdee
165 CHAIKAN Jaruwan
160 KREEPKAMRAI Natthapon
171 PORADOK Sukanya
170 NOPSRI Nipaporn
169 MOONKASEM Pranchalee

Bib TPE

186 WU Wei Ting
181 LIN Sheng-Ru
177 CHUANG Ying-Chieh
174 CHEN Tzu-Hsien
182 CHEN Ie-En
176 CHOU Chih-Wei
184 LAHOK Iya
175 CHIEN Cheng Yen
179 LEE Chun-Lin
187 YIN Wan-Ting

Bib UKR

198 MATVIIENKO Olesia
188 BARDASHEVSKYI Yurii
193 SEMENIUK Serhii
189 KALMUS Oleksandr
190 KUKHARUK Danylo
195 VERKHOVETSKYI Mykola
196 BURAH OIha
194 SVYRYDIUK Viktor
200 PETRENKO Kateryna
201 SKVORTSOVA Olena

Note:
List of NOCs by alphabetical order.



Event Ranking

As of SUN 10 AUG 2025

Rank	NOC Code	Name
------	----------	------

Final

- | | | |
|---|-----|--|
| 1 | UKR | MATVIENKO Olesia
BARDASHEVSKIY Yurii
SEMENIUK Serhii
KALMUS Oleksandr
KUKHARUK Danylo
VERKHOVETSKYI Mykola
BURAHO Olha
SVYRYDIUK Viktor
PETRENKO Kateryna
SKVORTSOVA Olena |
| 2 | INA | ANDRIYANI Riska
IRWAN
DAPIT
KUSWANDI Roby
DAYUMIN
RESKI Wahyuni
MARYATI
SUTRISNO
NADIA Hafiza
MENI Nur |
| 3 | THA | KAWSRI Praewpan
SANGPAN Chitsanupong
FAENGNOI Suradet
BORRIBOONWASIN Kasemsit
WANNAMANEE Phakdee
CHAIKAN Jaruwan
KREEPKAMRAI Natthapon
PORADOK Sukanya
NOPSRI Nipaporn
MOONKASEM Pranchalee |
| 4 | MYA | CHAW Ei Ei
KYAW Saw Naing Lin
LIN Tun Tun
AUNG Pyae Sone
KYAW Soe Soe
MAUNG Yu Ya
PHYU Nway Ei
OO Thidar
HTWE Win Win
HTWE Hla Hla |
| 5 | ESP | MACHO Loreto
MONTEAGUDO Iago
MICHALOWICZ Jakub
OURILLE Luis
NOVO Nerea
FEIJOO Lara
VILLAR Carmen
SILVA Pablo
LANDEIRA Antia
CONDE FRANCO Noa |

Rank	NOC Code	Name
------	----------	------

- | | | |
|---|-----|---|
| 6 | HUN | REMENYI Gitta
KORISANSZKY David
FEKETE Adam
KOVER Marton
BERNATH Eszter
SLIHOCZKI Adam
KOCZKAS David
KIRSCNER Zoltan
FEHER Anna
SARKANY Reka |
|---|-----|---|

Eliminated in Semifinals

- | | | |
|----|-----|--|
| 7 | CZE | SPALKOVA Kristyna
VECERKA Martin
JANDA Filip
SULAK Libor
JISKROVA Tereza
HAGER Filip
WERTHEIMEROVA Ema
MACHACEK Jan
HIRSCH Robin
VYORALOVA Monika |
| 8 | KOR | BYUN Eunjeong
PARK Chulwoong
SON Jeongho
LEE Jaeyoung
NOH Yeonjin
CHOI Bora
CHOI Sieun
HONG Seojin
YEO Sechang
CHOI Wooyeong |
| 9 | CHN | PENG Chun
ZHANG Peng
JI Shengchang
DONG Binrui
WU Shuhan
ZENG Bolun
YANG Jie
WABU Youzhuacier
LUO Meng
WANG Shougang |
| 10 | TPE | WU Wei Ting
LIN Sheng-Ru
CHUANG Ying-Chieh
CHEN Tzu-Hsien
CHEN Ie-En
CHOU Chih-Wei
LAHOK Iya
CHIEN Cheng Yen
LEE Chun-Lin
YIN Wan-Ting |



Event Ranking

As of SUN 10 AUG 2025

Rank	NOC Code	Name
------	----------	------

Eliminated in Heats

11 PHI
GOESAERT Katherine
BARCA John Rey
PANTALEON Roberto
MASBATE Roger Kenneth
ARSENO Jims Vencent
REFORMINA Alfred
DABAN Roda
ESGUERRA Rosalyn
BARCA Joanna
PELAGIO John James

12 CAM
TOCH Raksa
SOK Kakada
VUTHA Ratana
KOEM Som
PHORN Sivelinh
HOEURN Kimhor
BOUN Manin
NAK Sreymov
SOKHA Ratha
SOKHA Leakena



Medallists

Medal	NOC	Name
GOLD	UKR - Ukraine	MATVIIENKO Olesia BARDASHEVSKYI Yurii SEMENIUK Serhii KALMUS Oleksandr KUKHARUK Danylo VERKHOVETSKYI Mykola BURAHO Olha SVYRYDIUK Viktor PETRENKO Kateryna SKVORTSOVA Olena
SILVER	INA - Indonesia	ANDRIYANI Riska IRWAN DAPIT KUSWANDI Roby DAYUMIN RESKI Wahyuni MARYATI SUTRISNO NADIA Hafiza MENI Nur
BRONZE	THA - Thailand	KAWSRI Praewpan SANGPAN Chitsanupong FAENGNOI Suradet BORRIBOONWASIN Kasemsit WANNAMANEE Phakdee CHAIKAN Jaruwan KREEPKAMRAI Natthapon PORADOK Sukanya NOPSRI Nipaporn MOONKASEM Pranchalee



Start List

Start Order	Bib	Final Race 22 10:00	
1	ESP 60 MACHO Loreto 52 MONTEAGUDO Iago 51 MICHALOWICZ Jakub 54 OURILLE Luis 61 NOVO Nerea 58 FEIJOO Lara	62 VILLAR Carmen 56 SILVA Pablo 59 LANDEIRA Antia 57 CONDE FRANCO Noa	
2	THA 168 KAWSRI Praewpan 161 SANGPAN Chitsanupong 156 FAENGNOI Suradet 155 BORRIBOONWASIN K 164 WANNAMANEE Phakdee 165 CHAIKAN Jaruwan	160 KREEPKAMRAI Natthapon 171 PORADOK Sukanya 170 NOPSRI Nipaporn 169 MOONKASEM Pranchalee	
3	INA 95 ANDRIYANI Riska 88 IRWAN 87 DAPIT 90 KUSWANDI Roby 96 DAYUMIN 101 RESKI Wahyuni	98 MARYATI 93 SUTRISNO 100 NADIA Hafiza 99 MENI Nur	
4	MYA 131 CHAW Ei Ei 121 KYAW Saw Naing Lin 122 LIN Tun Tun 119 AUNG Pyae Sone 134 KYAW Soe Soe 124 MAUNG Yu Ya	136 PHYU Nway Ei 135 OO Thidar 133 HTWE Win Win 132 HTWE Hla Hla	
5	UKR 198 MATVIIENKO Olesia 188 BARDASHEVSKYI Yurii 193 SEMENIUK Serhii 189 KALMUS Oleksandr 190 KUKHARUK Danylo 195 VERKHOVETSKYI Mykola	196 BURAH OIha 194 SVYRYDIUK Viktor 200 PETRENKO Kateryna 201 SKVORTSOVA Olena	
6	HUN 84 REMENYI Gitta 74 KORISANSZKY David 71 FEKETE Adam 75 KOVER Marton 79 BERNATH Eszter 78 SLIHOCZKI Adam	73 KOCZKAS David 72 KIRSCNER Zoltan 80 FEHER Anna 85 SARKANY Reka	
7			
8			



SUN 10 AUG 2025

Results

Race 22

Rank	Lane	NOC Code	Bib	Name	500m
1	5	UKR	198	MATVIENKO Olesia	2:05.53
			188	BARDASHEVSKYI Yurii	
			193	SEMENIUK Serhii	
			189	KALMUS Oleksandr	
			190	KUKHARUK Danylo	
			195	VERKHOVETSKYI Mykola	
			196	BURAH OIha	
			194	SVYRYDIUK Viktor	
			200	PETRENKO Kateryna	
			201	SKVORTSOVA Olena	
2	3	INA	95	ANDRIYANI Riska	2:05.71
			88	IRWAN	
			87	DAPIT	0.18
			90	KUSWANDI Roby	
			96	DAYUMIN	
			101	RESKI Wahyuni	
			98	MARYATI	
			93	SUTRISNO	
			100	NADIA Hafiza	
			99	MENI Nur	
3	2	THA	168	KAWSRI Praewpan	2:06.48
			161	SANGPAN Chitsanupong	
			156	FAENGNOI Suradet	0.95
			155	BORRIBOONWASIN Kasemsit	
			164	WANNAMANEE Phakdee	
			165	CHAIKAN Jaruan	
			160	KREEPKAMRAI Natthapon	
			171	PORADOK Sukanya	
			170	NOPSRI Nipaporn	
			169	MOONKASEM Pranchalee	
4	4	MYA	131	CHAW Ei Ei	2:07.50
			121	KYAW Saw Naing Lin	
			122	LIN Tun Tun	1.97
			119	AUNG Pyae Sone	
			134	KYAW Soe Soe	
			124	MAUNG Yu Ya	
			136	PHYU Nway Ei	
			135	OO Thidar	
			133	HTWE Win Win	
			132	HTWE Hla Hla	
5	1	ESP	60	MACHO Loreto	2:08.20
			52	MONTEAGUDO Iago	
			51	MICHALOWICZ Jakub	2.67
			54	OURILLE Luis	
			61	NOVO Nerea	
			58	FEIJOO Lara	
			62	VILLAR Carmen	
			56	SILVA Pablo	
			59	LANDEIRA Antia	
			57	CONDE FRANCO Noa	



Results

Race 22

Rank	Lane	NOC Code	Bib	Name	500m
6	6	HUN	84	REMENYI Gitta	2:09.32
			74	KORISANSZKY David	
			71	FEKETE Adam	3.79
			75	KOVER Marton	
			79	BERNATH Eszter	
			78	SLIHOCZKI Adam	
			73	KOCZKAS David	
			72	KIRSCNER Zoltan	
			80	FEHER Anna	
			85	SARKANY Reka	



Start List

Start Order	Bib	Semifinal Race 15 15:00	
1	CHN 30 PENG Chun 26 ZHANG Peng 19 Ji Shengchang 18 DONG Binrui 31 WU Shuhan 25 ZENG Bolun	34 YANG Jie 22 WABU Youzhuacier 29 LUO Meng 23 WANG Shougang	
2	HUN 84 REMENYI Gitta 74 KORISANSZKY David 71 FEKETE Adam 75 KOVER Marton 79 BERNATH Eszter 78 SLIHOCZKI Adam	73 KOCZKAS David 72 KIRSCNER Zoltan 80 FEHER Anna 85 SARKANY Reka	
3	ESP 60 MACHO Loreto 52 MONTEAGUDO Iago 51 MICHALOWICZ Jakub 54 OURILLE Luis 61 NOVO Nerea 58 FEIJOO Lara	62 VILLAR Carmen 56 SILVA Pablo 59 LANDEIRA Antia 57 CONDE FRANCO Noa	
4	CZE 46 SPALKOVA Kristyna 41 VECERKA Martin 38 JANDA Filip 40 SULAK Libor 44 JISKROVA Tereza 36 HAGER Filip	48 WERTHEIMEROVA Ema 39 MACHACEK Jan 37 HIRSCH Robin 47 VYORALOVA Monika	
5	TPE 186 WU Wei Ting 181 LIN Sheng-Ru 177 CHUANG Ying-Chieh 174 CHEN Tzu-Hsien 182 CHEN Ie-En 176 CHOU Chih-Wei	184 LAHOK Iya 175 CHIEN Cheng Yen 179 LEE Chun-Lin 187 YIN Wan-Ting	
6	KOR 111 BYUN Eunjeong 108 PARK Chulwoong 109 SON Jeongho 105 LEE Jaeyoung 116 NOH Yeonjin 112 CHOI Bora	113 CHOI Sieun 114 HONG Seojin 110 YEO Sechang 103 CHOI Wooyeong	
7			
8			

Progression System: 2 best to final, rest out



Results

Race 15

Rank	Lane	NOC Code	Bib	Name	500m	
1	2	HUN	84	REMENYI Gitta	2:07.43	F
			74	KORISANSZKY David		
			71	FEKETE Adam		
			75	KOVER Marton		
			79	BERNATH Eszter		
			78	SLIHOCZKI Adam		
			73	KOCZKAS David		
			72	KIRSCNER Zoltan		
			80	FEHER Anna		
			85	SARKANY Reka		
2	3	ESP	60	MACHO Loreto	2:07.95	F
			52	MONTEAGUDO Iago		
			51	MICHALOWICZ Jakub	0.52	
			54	OURILLE Luis		
			61	NOVO Nerea		
			58	FEIJOO Lara		
			62	VILLAR Carmen		
			56	SILVA Pablo		
			59	LANDEIRA Antia		
			57	CONDE FRANCO Noa		
3	4	CZE	46	SPALKOVA Kristyna	2:10.73	X
			41	VECERKA Martin		
			38	JANDA Filip	3.30	
			40	SULAK Libor		
			44	JISKROVA Tereza		
			36	HAGER Filip		
			48	WERTHEIMEROVA Ema		
			39	MACHACEK Jan		
			37	HIRSCH Robin		
			47	VYORALOVA Monika		
4	6	KOR	111	BYUN Eunjeong	2:15.39	X
			108	PARK Chulwoong		
			109	SON Jeongho	7.96	
			105	LEE Jaeyoung		
			116	NOH Yeonjin		
			112	CHOI Bora		
			113	CHOI Sieun		
			114	HONG Seojin		
			110	YEO Sechang		
			103	CHOI Wooyeong		
5	1	CHN	30	PENG Chun	2:23.89	X
			26	ZHANG Peng		
			19	JI Shengchang	16.46	
			18	DONG Binrui		
			31	WU Shuhan		
			25	ZENG Bolun		
			34	YANG Jie		
			22	WABU Youzhuacier		
			29	LUO Meng		
			23	WANG Shougang		



Results

Race 15

Rank	Lane	NOC Code	Bib	Name	500m	
6	5	TPE	186	WU Wei Ting	2:29.99	X
			181	LIN Sheng-Ru		
			177	CHUANG Ying-Chieh	22.56	
			174	CHEN Tzu-Hsien		
			182	CHEN Ie-En		
			176	CHOU Chih-Wei		
			184	LAHOK Iya		
			175	CHIEN Cheng Yen		
			179	LEE Chun-Lin		
			187	YIN Wan-Ting		

Progression System **2 best to final, rest out**

Legend:

F Qualified for Final **X** Eliminated



Start List

Start Order	Bib	Heat 1 Race 8 11:25	Bib	Heat 2 Race 9 11:35
1		PHI 148 GOESAERT Katherine 138 BARCA John Rey 140 PANTALEON Roberto 139 MASBATE Roger Kenneth 137 ARSENO Jims Vencent 142 REFORMINA Alfred		CZE 46 SPALKOVA Kristyna 41 VECERKA Martin 38 JANDA Filip 40 SULAK Libor 44 JISKROVA Tereza 36 HAGER Filip
2		ESP 60 MACHO Loreto 52 MONTEAGUDO Iago 51 MICHALOWICZ Jakub 54 OURILLE Luis 61 NOVO Nerea 58 FEIJOO Lara		INA 95 ANDRIYANI Riska 88 IRWAN 87 DAPIT 90 KUSWANDI Roby 96 DAYUMIN 101 RESKI Wahyuni
3		THA 168 KAWSRI Praewpan 161 SANGPAN Chitsanupong 156 FAENGNOI Suradet 155 BORRIBOONWASIN K 164 WANNAMANEE Phakdee 165 CHAIKAN Jaruwan		TPE 186 WU Wei Ting 181 LIN Sheng-Ru 177 CHUANG Ying-Chieh 174 CHEN Tzu-Hsien 182 CHEN Ie-En 176 CHOU Chih-Wei
4		HUN 84 REMENYI Gitta 74 KORISANSZKY David 71 FEKETE Adam 75 KOVER Marton 79 BERNATH Eszter 78 SLIHOCZKI Adam		UKR 198 MATVIENKO Olesia 188 BARDASHEVSKYI Yurii 193 SEMENIUK Serhii 189 KALMUS Oleksandr 190 KUKHARUK Danylo 195 VERKHOVETSKYI Mykola
5		CHN 30 PENG Chun 26 ZHANG Peng 19 JI Shengchang 18 DONG Binrui 31 WU Shuhan 25 ZENG Bolun		KOR 111 BYUN Eunjeong 108 PARK Chulwoong 109 SON Jeongho 105 LEE Jaeyoung 116 NOH Yeonjin 112 CHOI Bora
6		MYA 131 CHAW Ei Ei 121 KYAW Saw Naing Lin 122 LIN Tun Tun 119 AUNG Pyae Sone 134 KYAW Soe Soe 124 MAUNG Yu Ya		CAM 14 TOCH Raksa 6 SOK Kakada 8 VUTHA Ratana 2 KOEM Som 11 PHORN Sivelinh 1 HOEURN Kimhor
7				
8				

Progression System: 2 best to final, 3rd to 5th to semifinal, rest out



SAT 9 AUG 2025

Results

Race 8

Rank	Lane	NOC Code	Bib	Name	500m	
1	6	MYA	131	CHAW Ei Ei	2:07.43	F
			121	KYAW Saw Naing Lin		
			122	LIN Tun Tun		
			119	AUNG Pyae Sone		
			134	KYAW Soe Soe		
			124	MAUNG Yu Ya		
			136	PHYU Nway Ei		
			135	OO Thidar		
			133	HTWE Win Win		
			132	HTWE Hla Hla		
2	* 3	THA	168	KAWSRI Praewpan	2:07.56	F
			161	SANGPAN Chitsanupong		
			156	FAENGNOI Suradet	0.13	
			155	BORRIBOONWASIN Kasemsit		
			164	WANNAMANEE Phakdee		
			165	CHAIKAN Jaruwan		
			160	KREEPKAMRAI Natthapon		
			171	PORADOK Sukanya		
			170	NOPSRI Nipaporn		
			169	MOONKASEM Pranchalee		
3	2	ESP	60	MACHO Loreto	2:09.54	SF
			52	MONTEAGUDO Iago		
			51	MICHALOWICZ Jakub	2.11	
			54	OURILLE Luis		
			61	NOVO Nerea		
			58	FEIJOO Lara		
			62	VILLAR Carmen		
			56	SILVA Pablo		
			59	LANDEIRA Antia		
			57	CONDE FRANCO Noa		
4	4	HUN	84	REMENYI Gitta	2:11.27	SF
			74	KORISANSZKY David		
			71	FEKETE Adam	3.84	
			75	KOVER Marton		
			79	BERNATH Eszter		
			78	SLIHOCZKI Adam		
			73	KOCZKAS David		
			72	KIRSCNER Zoltan		
			80	FEHER Anna		
			85	SARKANY Reka		
5	* 5	CHN	30	PENG Chun	2:12.15	SF
			26	ZHANG Peng		
			19	JI Shengchang	4.72	
			18	DONG Binrui		
			31	WU Shuhan		
			25	ZENG Bolun		
			34	YANG Jie		
			22	WABU Youzhuacier		
			29	LUO Meng		
			23	WANG Shougang		



Results

Race 8

Rank	Lane	NOC Code	Bib	Name	500m	
6	1	PHI	148	GOESAERT Katherine	2:13.63	X
			138	BARCA John Rey		
			140	PANTALEON Roberto	6.20	
			139	MASBATE Roger Kenneth		
			137	ARSENO Jims Vencent		
			142	REFORMINA Alfred		
			145	DABAN Roda		
			147	ESGUERRA Rosalyn		
			144	BARCA Joanna		
			141	PELAGIO John James		

Progression System 2 best to final, 3rd to 5th to semifinal, rest out

Legend:						
*	False Start Warning	F	Qualified for Final	SF	Qualified for Semifinals	X Eliminated



Results

Race 9

Rank	Lane	NOC Code	Bib	Name	500m	
1	2	INA	95	ANDRIYANI Riska	2:06.67	F
			88	IRWAN		
			87	DAPIT		
			90	KUSWANDI Roby		
			96	DAYUMIN		
			101	RESKI Wahyuni		
			98	MARYATI		
			93	SUTRISNO		
			100	NADIA Hafiza		
			99	MENI Nur		
2	4	UKR	198	MATVIENKO Olesia	2:07.76	F
			188	BARDASHEVSKYI Yurii		
			193	SEMIENIUK Serhii	1.09	
			189	KALMUS Oleksandr		
			190	KUKHARUK Danylo		
			195	VERKHOVETSKYI Mykola		
			196	BURAH OIha		
			194	SVYRYDIUK Viktor		
			200	PETRENKO Kateryna		
			201	SKVORTSOVA Olena		
3	1	CZE	46	SPALKOVA Kristyna	2:13.69	SF
			41	VECERKA Martin		
			38	JANDA Filip	7.02	
			40	SULAK Libor		
			44	JISKROVA Tereza		
			36	HAGER Filip		
			48	WERTHEIMEROVA Ema		
			39	MACHACEK Jan		
			37	HIRSCH Robin		
			47	VYORALOVA Monika		
4	3	TPE	186	WU Wei Ting	2:14.59	SF
			181	LIN Sheng-Ru		
			177	CHUANG Ying-Chieh	7.92	
			174	CHEN Tzu-Hsien		
			182	CHEN Ie-En		
			176	CHOU Chih-Wei		
			184	LAHOK Iya		
			175	CHIEN Cheng Yen		
			179	LEE Chun-Lin		
			187	YIN Wan-Ting		
5	5	KOR	111	BYUN Eunjeong	2:20.86	SF
			108	PARK Chulwoong		
			109	SON Jeongho	14.19	
			105	LEE Jaeyoung		
			116	NOH Yeonjin		
			112	CHOI Bora		
			113	CHOI Sieun		
			114	HONG Seojin		
			110	YEO Sechang		
			103	CHOI Wooyeong		



Results

Race 9

Rank	Lane	NOC Code	Bib	Name	500m	
6	6	CAM	14	TOCH Raksa	2:23.73	X
			6	SOK Kakada		
			8	VUTHA Ratana	17.06	
			2	KOEM Som		
			11	PHORN Sivelinh		
			1	HOEURN Kimhor		
			9	BOUN Manin		
			10	NAK Sreymov		
			13	SOKHA Ratha		
			12	SOKHA Leakena		

Progression System 2 best to final, 3rd to 5th to semifinal, rest out

Legend:					
F	Qualified for Final	SF	Qualified for Semifinals	X	Eliminated



TWG
2025
CHENGDU



DRAGON BOAT

Open 8-seater 2000m Pursuit
Race



Entry List by Event

As of FRI 8 AUG 2025

Bib CAM

14 TOCH Raksa
6 SOK Kakada
8 VUTHA Ratana
2 KOEM Som
11 PHORN Sivelinh
1 HOEURN Kimhor
9 BOUN Manin
10 NAK Sreymov
13 SOKHA Ratha
12 SOKHA Leakena

Bib CHN

30 PENG Chun
26 ZHANG Peng
19 JI Shengchang
18 DONG Binrui
31 WU Shuhan
25 ZENG Bolun
22 WABU Youzhuacier
33 XU Jiayu
29 LUO Meng
23 WANG Shougang

Bib CZE

46 SPALKOVA Kristyna
41 VECERKA Martin
38 JANDA Filip
40 SULAK Libor
44 JISKROVA Tereza
36 HAGER Filip
48 WERTHEIMEROVA Ema
39 MACHACEK Jan
37 HIRSCH Robin
47 VYORALOVA Monika

Bib ESP

60 MACHO Loreto
52 MONTEAGUDO Iago
51 MICHALOWICZ Jakub
54 OURILLE Luis
61 NOVO Nerea
58 FEIJOO Lara
62 VILLAR Carmen
56 SILVA Pablo
59 LANDEIRA Antia
57 CONDE FRANCO Noa

Bib HUN

84 REMENYI Gitta
74 KORISANSZKY David
71 FEKETE Adam
75 KOVER Marton
79 BERNATH Eszter
78 SLIHOCZKI Adam
73 KOCZKAS David
72 KIRSCNER Zoltan
80 FEHER Anna
85 SARKANY Reka

Bib INA

95 ANDRIYANI Riska
88 IRWAN
87 DAPIT
90 KUSWANDI Roby
96 DAYUMIN
101 RESKI Wahyuni
98 MARYATI
93 SUTRISNO
100 NADIA Hafiza
99 MENI Nur

Bib KOR

111 BYUN Eunjeong
108 PARK Chulwoong
109 SON Jeongho
105 LEE Jaeyoung
116 NOH Yeonjin
112 CHOI Bora
113 CHOI Sieun
114 HONG Seojin
110 YEO Sechang
103 CHOI Wooyeong

Bib MYA

131 CHAW Ei Ei
121 KYAW Saw Naing Lin
122 LIN Tun Tun
119 AUNG Pyae Sone
134 KYAW Soe Soe
124 MAUNG Yu Ya
136 PHYU Nway Ei
135 OO Thidar
133 HTWE Win Win
132 HTWE Hla Hla

Bib PHI

148 GOESAERT Katherine
138 BARCA John Rey
140 PANTALEON Roberto
139 MASBATE Roger Kenneth
137 ARSENO Jims Vencent
142 REFORMINA Alfred
145 DABAN Roda
147 ESGUERRA Rosalyn
144 BARCA Joanna
141 PELAGIO John James

Bib THA

168 KAWSRI Praewpan
160 KREEPKAMRAI Natthapon
161 SANGPAN Chitsanupong
156 FAENGNOI Suradet
155 BORRIBOONWASIN Kasemsit
165 CHAIKAN Jaruwan
154 BOON-EM Sukon
171 PORADOK Sukanya
170 NOPSRI Nipaporn
169 MOONKASEM Pranchalee

Bib TPE

186 WU Wei Ting
181 LIN Sheng-Ru
177 CHUANG Ying-Chieh
174 CHEN Tzu-Hsien
182 CHEN Ie-En
176 CHOU Chih-Wei
184 LAHOK Iya
175 CHIEN Cheng Yen
179 LEE Chun-Lin
187 YIN Wan-Ting

Bib UKR

198 MATVIIENKO Olesia
188 BARDASHEVSKYI Yurii
193 SEMENIUK Serhii
189 KALMUS Oleksandr
190 KUKHARUK Danylo
195 VERKHOVETSKYI Mykola
196 BURAH OIha
194 SVYRYDIUK Viktor
200 PETRENKO Kateryna
201 SKVORTSOVA Olena

Note:
List of NOCs by alphabetical order.



Event Ranking

As of SAT 9 AUG 2025

Rank	NOC Code	Name	Rank	NOC Code	Name
Final					
1	INA	ANDRIYANI Riska IRWAN DAPIT KUSWANDI Roby DAYUMIN RESKI Wahyuni MARYATI SUTRISNO NADIA Hafiza MENI Nur	6	CZE	SPALKOVA Kristyna VECERKA Martin JANDA Filip SULAK Libor JISKROVA Tereza HAGER Filip WERTHEIMEROVA Ema MACHACEK Jan HIRSCH Robin VYORALOVA Monika
2	CHN	PENG Chun ZHANG Peng JI Shengchang DONG Binrui WU Shuhan ZENG Bolun WABU Youzhuacier XU Jiayu LUO Meng WANG Shougang	7	MYA	CHAW Ei Ei KYAW Saw Naing Lin LIN Tun Tun AUNG Pyae Sone KYAW Soe Soe MAUNG Yu Ya PHYU Nway Ei OO Thidar HTWE Win Win HTWE Hla Hla
3	ESP	MACHO Loreto MONTEAGUDO Iago MICHALOWICZ Jakub OURILLE Luis NOVO Nerea FEIJOO Lara VILLAR Carmen SILVA Pablo LANDEIRA Antia CONDE FRANCO Noa	8	HUN	REMENYI Gitta KORISANSZKY David FEKETE Adam KOVER Marton BERNATH Eszter SLIHOCZKI Adam KOCZKAS David KIRSCNER Zoltan FEHER Anna SARKANY Reka
4	UKR	MATVIIENKO Olesia BARDASHEVSKYI Yuri SEMENIUK Serhii KALMUS Oleksandr KUKHARUK Danylo VERKHOVETSKYI Mykola BURAHO Olha SVYRYDIUK Viktor PETRENKO Kateryna SKVORTSOVA Olena	9	PHI	GOESAERT Katherine BARCA John Rey PANTALEON Roberto MASBATE Roger Kenneth ARSENO Jims Vencent REFORMINA Alfred DABAN Roda ESGUERRA Rosalyn BARCA Joanna PELAGIO John James
5	THA	KAWSRI Praewpan KREEPKAMRAI Natthapon SANGPAN Chitsanupong FAENGNOI Suradet BORRIBOONWASIN Kasemsit CHAIKAN Jaruwan BOON-EM Sukon PORADOK Sukanya NOPSRI Nipaporn MOONKASEM Pranchalee	10	CAM	TOCH Raksa SOK Kakada VUTHA Ratana KOEM Som PHORN Sivelinh HOEURN Kimhor BOUN Manin NAK Sreymov SOKHA Ratha SOKHA Leakena



Event Ranking

As of SAT 9 AUG 2025

Rank	NOC Code	Name
11	KOR	BYUN Eunjeong PARK Chulwoong SON Jeongho LEE Jaeyoung NOH Yeonjin CHOI Bora CHOI Sieun HONG Seojin YEO Sechang CHOI Wooyeong
12	TPE	WU Wei Ting LIN Sheng-Ru CHUANG Ying-Chieh CHEN Tzu-Hsien CHEN Ie-En CHOU Chih-Wei LAHOK Iya CHIEN Cheng Yen LEE Chun-Lin YIN Wan-Ting



Medallists

Medal	NOC	Name
GOLD	INA - Indonesia	ANDRIYANI Riska IRWAN DAPIT KUSWANDI Roby DAYUMIN RESKI Wahyuni MARYATI SUTRISNO NADIA Hafiza MENI Nur
SILVER	CHN - People's Republic of China	PENG Chun ZHANG Peng JI Shengchang DONG Binrui WU Shuhan ZENG Bolun WABU Youzhuacier XU Jiayu LUO Meng WANG Shougang
BRONZE	ESP - Spain	MACHO Loreto MONTEAGUDO Iago MICHALOWICZ Jakub OURILLE Luis NOVO Nerea FEIJOO Lara VILLAR Carmen SILVA Pablo LANDEIRA Antia CONDE FRANCO Noa



Start List

Start Order	Bib	Final Race 17 16:30		
1		INA 95 ANDRIYANI Riska 88 IRWAN 87 DAPIT 90 KUSWANDI Roby 96 DAYUMIN 101 RESKI Wahyuni	16:30:00	98 MARYATI 93 SUTRISNO 100 NADIA Hafiza 99 MENI Nur
2		CHN 30 PENG Chun 26 ZHANG Peng 19 JI Shengchang 18 DONG Binrui 31 WU Shuhan 25 ZENG Bolun	16:30:10	22 WABU Youzhuacier 33 XU Jiayu 29 LUO Meng 23 WANG Shougang
3		KOR 111 BYUN Eunjeong 108 PARK Chulwoong 109 SON Jeongho 105 LEE Jaeyoung 116 NOH Yeonjin 112 CHOI Bora	16:30:20	113 CHOI Sieun 114 HONG Seojin 110 YEO Sechang 103 CHOI Wooyeong
4		TPE 186 WU Wei Ting 181 LIN Sheng-Ru 177 CHUANG Ying-Chieh 174 CHEN Tzu-Hsien 182 CHEN le-En 176 CHOU Chih-Wei	16:30:30	184 LAHOK Iya 175 CHIEN Cheng Yen 179 LEE Chun-Lin 187 YIN Wan-Ting
5		HUN 84 REMENYI Gitta 74 KORISANSZKY David 71 FEKETE Adam 75 KOVER Marton 79 BERNATH Eszter 78 SLIHOCZKI Adam	16:30:40	73 KOCZKAS David 72 KIRSCNER Zoltan 80 FEHER Anna 85 SARKANY Reka
6		PHI 148 GOESAERT Katherine 138 BARCA John Rey 140 PANTALEON Roberto 139 MASBATE Roger Kenneth 137 ARSENO Jims Vencent 142 REFORMINA Alfred	16:30:50	145 DABAN Roda 147 ESGUERRA Rosalyn 144 BARCA Joanna 141 PELAGIO John James
7		CAM 14 TOCH Raksa 6 SOK Kakada 8 VUTHA Ratana 2 KOEM Som 11 PHORN Sivelinh 1 HOEURN Kimhor	16:31:00	9 BOUN Manin 10 NAK Sreymov 13 SOKHA Ratha 12 SOKHA Leakena
8		THA 168 KAWSRI Praewpan 160 KREEPKAMRAI Natthapon 161 SANGPAN Chitsanupong 156 FAENGNOI Suradet 155 BORRIBOONWASIN Kasemsit 165 CHAIKAN Jaruan	16:31:10	154 BOON-EM Sukon 171 PORADOK Sukanya 170 NOPSRI Nipaporn 169 MOONKASEM Pranchalee
9		MYA 131 CHAW Ei Ei 121 KYAW Saw Naing Lin 122 LIN Tun Tun 119 AUNG Pyae Sone 134 KYAW Soe Soe 124 MAUNG Yu Ya	16:31:20	136 PHYU Nway Ei 135 OO Thidar 133 HTWE Win Win 132 HTWE Hla Hla
10		ESP 60 MACHO Loreto 52 MONTEAGUDO Iago 51 MICHALOWICZ Jakub 54 OURILLE Luis 61 NOVO Nerea 58 FEIJOO Lara	16:31:30	62 VILLAR Carmen 56 SILVA Pablo 59 LANDEIRA Antia 57 CONDE FRANCO Noa
11		CZE 46 SPALKOVA Kristyna 41 VECERKA Martin 38 JANDA Filip 40 SULAK Libor 44 JISKROVA Tereza 36 HAGER Filip	16:31:40	48 WERTHEIMEROVA Ema 39 MACHACEK Jan 37 HIRSCH Robin 47 VYORALOVA Monika
12		UKR 198 MATVIENKO Olesia 188 BARDASHEVSKYI Yuri 193 SEMENIUK Serhii 189 KALMUS Oleksandr 190 KUKHARUK Danylo 195 VERKHOVETSKYI Mykola	16:31:50	196 BURAH0 Olha 194 SVYRYDIUK Viktor 200 PETRENKO Kateryna 201 SKVORTSOVA Olena



Results

Race 17

Rank	Lane	NOC Code	Bib	Name	2000m
1	1	INA	95	ANDRIYANI Riska	9:08.12
			88	IRWAN	
			87	DAPIT	
			90	KUSWANDI Roby	
			96	DAYUMIN	
			101	RESKI Wahyuni	
			98	MARYATI	
			93	SUTRISNO	
			100	NADIA Hafiza	
			99	MENI Nur	
2	2	CHN	30	PENG Chun	9:19.22
			26	ZHANG Peng	
			19	JI Shengchang	11.10
			18	DONG Binrui	
			31	WU Shuhan	
			25	ZENG Bolun	
			22	WABU Youzhuacier	
			33	XU Jiayu	
			29	LUO Meng	
			23	WANG Shougang	
3	10	ESP	60	MACHO Loreto	9:23.75
			52	MONTEAGUDO Iago	
			51	MICHALOWICZ Jakub	15.63
			54	OURILLE Luis	
			61	NOVO Nerea	
			58	FEIJOO Lara	
			62	VILLAR Carmen	
			56	SILVA Pablo	
			59	LANDEIRA Antia	
			57	CONDE FRANCO Noa	
4	12	UKR	198	MATVIIENKO Olesia	9:28.25
			188	BARDASHEVSKYI Yurii	
			193	SEMENIUK Serhii	20.13
			189	KALMUS Oleksandr	
			190	KUKHARUK Danylo	
			195	VERKHOVETSKYI Mykola	
			196	BURAH OIha	
			194	SVYRYDIUK Viktor	
			200	PETRENKO Kateryna	
			201	SKVORTSOVA Olena	
5	8	THA	168	KAWSRI Praewpan	9:31.48
			160	KREEPKAMRAI Natthapon	
			161	SANGPAN Chitsanupong	23.36
			156	FAENGNOI Suradet	
			155	BORRIBOONWASIN Kasemsit	
			165	CHAIKAN Jaruwan	
			154	BOON-EM Sukon	
			171	PORADOK Sukanya	
			170	NOPSRI Nipaporn	
			169	MOONKASEM Pranchalee	



Results

Race 17

Rank	Lane	NOC Code	Bib	Name	2000m
6	11	CZE	46	SPALKOVA Kristyna	9:32.11
			41	VECERKA Martin	
			38	JANDA Filip	23.99
			40	SULAK Libor	
			44	JISKROVA Tereza	
			36	HAGER Filip	
			48	WERTHEIMEROVA Ema	
			39	MACHACEK Jan	
			37	HIRSCH Robin	
			47	VYORALOVA Monika	
7	9	MYA	131	CHAW Ei Ei	9:33.35
			121	KYAW Saw Naing Lin	
			122	LIN Tun Tun	25.23
			119	AUNG Pyae Sone	
			134	KYAW Soe Soe	
			124	MAUNG Yu Ya	
			136	PHYU Nway Ei	
			135	OO Thidar	
			133	HTWE Win Win	
			132	HTWE Hla Hla	
8	5	HUN	84	REMENYI Gitta	9:33.65
			74	KORISANSZKY David	
			71	FEKETE Adam	25.53
			75	KOVER Marton	
			79	BERNATH Eszter	
			78	SLIHOCZKI Adam	
			73	KOCZKAS David	
			72	KIRSCNER Zoltan	
			80	FEHER Anna	
			85	SARKANY Reka	
9	6	PHI	148	GOESAERT Katherine	9:37.26
			138	BARCA John Rey	
			140	PANTALEON Roberto	29.14
			139	MASBATE Roger Kenneth	
			137	ARSENO Jims Vencent	
			142	REFORMINA Alfred	
			145	DABAN Roda	
			147	ESGUERRA Rosalyn	
			144	BARCA Joanna	
			141	PELAGIO John James	
10	7	CAM	14	TOCH Raksa	9:41.58
			6	SOK Kakada	
			8	VUTHA Ratana	33.46
			2	KOEM Som	
			11	PHORN Sivelinh	
			1	HOEURN Kimhor	
			9	BOUN Manin	
			10	NAK Sreymov	
			13	SOKHA Ratha	
			12	SOKHA Leakena	



Results

Race 17

Rank	Lane	NOC Code	Bib	Name	2000m
11	3	KOR	111	BYUN Eunjeong	9:59.68
			108	PARK Chulwoong	
			109	SON Jeongho	51.56
			105	LEE Jaeyoung	
			116	NOH Yeonjin	
			112	CHOI Bora	
			113	CHOI Sieun	
			114	HONG Seojin	
			110	YEO Sechang	
			103	CHOI Wooyeong	
12	4	TPE	186	WU Wei Ting	11:14.75
			181	LIN Sheng-Ru	
			177	CHUANG Ying-Chieh	2:06.63
			174	CHEN Tzu-Hsien	
			182	CHEN Ie-En	
			176	CHOU Chih-Wei	
			184	LAHOK Iya	
			175	CHIEN Cheng Yen	
			179	LEE Chun-Lin	
			187	YIN Wan-Ting	



TWG
2025
CHENGDU



DRAGON BOAT

10-seater 200m



Entry List by Event

As of FRI 8 AUG 2025

Bib CAM

14 TOCH Raksa
5 OEUN Sensethya
1 HOEURN Kimhor
6 SOK Kakada
8 VUTHA Ratana
2 KOEM Som
11 PHORN Sivelinh
13 SOKHA Ratha
9 BOUN Manin
10 NAK Sreymov
12 SOKHA Leakena
4 LA Soknim

Bib CHN

30 PENG Chun
25 ZENG Bolun
19 JI Shengchang
26 ZHANG Peng
22 WABU Youzhuaciel
18 DONG Binrui
31 WU Shuhan
32 WU Siqi
34 YANG Jie
33 XU Jiayu
29 LUO Meng
23 WANG Shougang

Bib CZE

44 JISKROVA Tereza
39 MACHACEK Jan
37 HIRSCH Robin
41 VECERKA Martin
38 JANDA Filip
40 SULAK Libor
36 HAGER Filip
43 HERMELY Gabriela
48 WERTHEIMEROVA Ema
42 BILKOVA Michaela
46 SPALKOVA Kristyna
47 VYORALOVA Monika

Bib ESP

60 MACHO Loreto
53 ORDONEZ Miguel
56 SILVA Pablo
52 MONTEAGUDO Iago
51 MICHALOWICZ Jakub
49 ALONSO Jorge
61 NOVO Nerea
58 FEIJOO Lara
62 VILLAR Carmen
57 CONDE FRANCO Noa
59 LANDEIRA Antia
54 OURILLE Luis

Bib HUN

84 REMENYI Gitta
79 BERNATH Eszter
73 KOCZKAS David
74 KORISANSZKY David
71 FEKETE Adam
75 KOVER Marton
85 SARKANY Reka
81 MATKOVICS Lili
78 SLIHOCZKI Adam
82 MOLNAR Rebeka
80 FEHER Anna
72 KIRSCNER Zoltan

Bib INA

95 ANDRIYANI Riska
92 MUGI Harjito
93 SUTRISNO
88 IRWAN
87 DAPIT
90 KUSWANDI Roby
96 DAYUMIN
101 RESKI Wahyuni
98 MARYATI
94 YUDA Firmansyah
100 NADIA Hafiza
99 MENI Nur

Bib KOR

111 BYUN Eunjeong
115 LEE Sumin
110 YEO Sechang
108 PARK Chulwoong
109 SON Jeongho
105 LEE Jaeyoung
116 NOH Yeonjin
112 CHOI Bora
113 CHOI Sieun
114 HONG Seojin
106 LEE Minu
103 CHOI Wooyeong

Bib MYA

135 OO Thidar
120 KO KO Tin
124 MAUNG Yu Ya
121 KYAW Saw Naing Lin
122 LIN Tun Tun
119 AUNG Pyae Sone
134 KYAW Soe Soe
131 CHAW Ei Ei
136 PHYU Nway Ei
132 HTWE Hla Hla
133 HTWE Win Win
128 OO Wai Yan

Bib PHI

148 GOESAERT Katherine
137 ARSENO Jims Vencent
139 MASBATE Roger Kenneth
138 BARCA John Rey
140 PANTALEON Roberto
142 REFORMINA Alfred
143 BALIGASA Lealyn
150 QUINONES Jonnalyn
145 DABAN Roda
147 ESGUERRA Rosalyn
144 BARCA Joanna
141 PELAGIO John James

Bib THA

169 MOONKASEM Pranchalee
172 SANGTHONG Vipavas
160 KREEPKAMRAI Natthapon
161 SANGPAN Chitsanupong
156 FAENGNOI Suradet
155 BORRIBOONWASIN Kasemsit
164 WANNAMANEE Phakdee
165 CHAIKAN Jaruan
168 KAWSRI Praewpan
171 PORADOK Sukanya
170 NOPSRI Nipaporn
154 BOON-EM Sukon

Bib TPE

186 WU Wei Ting
176 CHOU Chih-Wei
179 LEE Chun-Lin
181 LIN Sheng-Ru
177 CHUANG Ying-Chieh
174 CHEN Tzu-Hsien
182 CHEN Ie-En
183 CHOU Ching-Ting
184 LAHOK Iya
185 LIU Jen-Yu
175 CHIEN Cheng Yen
187 YIN Wan-Ting

Bib UKR

198 MATVIIENKO Olesia
194 SVYRYDIUK Viktor
195 VERKHOVETSKYI Mykola
188 BARDASHEVSKYI Yurii
193 SEMENIUK Serhii
189 KALMUS Oleksandr
190 KUKHARUK Danylo
199 MAZURENKO Anastasiia
196 BURAH OIha
202 ZHYHAILO Snizhana
200 PETRENKO Kateryna
201 SKVORTSOVA Olena

Note:
List of NOCs by alphabetical order.



Event Ranking

As of SUN 10 AUG 2025

Rank	NOC Code	Name	Rank	NOC Code	Name
Final					
1	THA	MOONKASEM Pranchalee SANGTHONG Vipavas KREEPKAMRAI Natthapon SANGPAN Chitsanupong FAENGNOI Suradet BORRIBOONWASIN Kasemsit WANNAMANEE Phakdee CHAIKAN Jaruwan KAWSRI Praewpan PORADOK Sukanya NOPSRI Nipaporn BOON-EM Sukon	5	INA	ANDRIYANI Riska MUGI Harjito SUTRISNO IRWAN DAPIT KUSWANDI Roby DAYUMIN RESKI Wahyuni MARYATI YUDA Firmansyah NADIA Hafiza MENI Nur
2	CHN	PENG Chun ZENG Bolun JI Shengchang ZHANG Peng WABU Youzhuacier DONG Binrui WU Shuhan WU Siqi YANG Jie XU Jiayu LUO Meng WANG Shougang	6	MYA	OO Thidar KO KO Tin MAUNG Yu Ya KYAW Saw Naing Lin LIN Tun Tun AUNG Pyae Sone KYAW Soe Soe CHAW Ei Ei PHYU Nway Ei HTWE Hla Hla HTWE Win Win OO Wai Yan
3	UKR	MATVIIENKO Olesia SVYRYDIUK Viktor VERKHOVETSKYI Mykola BARDASHEVSKYI Yurii SEMENIUK Serhii KALMUS Oleksandr KUKHARUK Danylo MAZURENKO Anastasiia BURAHO Olha ZHYHAILO Snizhana PETRENKO Kateryna SKVORTSOVA Olena			
4	TPE	WU Wei Ting CHOU Chih-Wei LEE Chun-Lin LIN Sheng-Ru CHUANG Ying-Chieh CHEN Tzu-Hsien CHEN Ie-En CHOU Ching-Ting LAHOK Iya LIU Jen-Yu CHIEN Cheng Yen YIN Wan-Ting			



Event Ranking

As of SUN 10 AUG 2025

Rank	NOC Code	Name
------	----------	------

Eliminated in Semifinals

7	ESP	MACHO Loreto ORDONEZ Miguel SILVA Pablo MONTEAGUDO Iago MICHALOWICZ Jakub ALONSO Jorge NOVO Nerea FEIJOO Lara VILLAR Carmen CONDE FRANCO Noa LANDEIRA Antia OURILLE Luis
---	-----	---

8	PHI	GOESAERT Katherine ARSENIO Jims Vencent MASBATE Roger Kenneth BARCA John Rey PANTALEON Roberto REFORMINA Alfred BALIGASA Lealyn QUINONES Jonnalyn DABAN Roda ESGUERRA Rosalyn BARCA Joanna PELAGIO John James
---	-----	--

9	CAM	TOCH Raksa OEUN Sensethya HOEURN Kimhor SOK Kakada VUTHA Ratana KOEM Som PHORN Sivelinh SOKHA Ratha BOUN Manin NAK Sreymov SOKHA Leakena LA Soknim
---	-----	---

10	CZE	JISKROVA Tereza MACHACEK Jan HIRSCH Robin VECERKA Martin JANDA Filip SULAK Libor HAGER Filip HERMELY Gabriela WERTHEIMEROVA Ema BILKOVA Michaela SPALKOVA Kristyna VYORALOVA Monika
----	-----	--

Rank	NOC Code	Name
------	----------	------

Eliminated in Heats

11	KOR	BYUN Eunjeong LEE Sumin YEO Sechang PARK Chulwoong SON Jeongho LEE Jaeyoung NOH Yeonjin CHOI Bora CHOI Sieun HONG Seojin LEE Minu CHOI Wooyeong
----	-----	--

12	HUN	REMENYI Gitta BERNATH Eszter KOCZKAS David KORISANSZKY David FEKETE Adam KOVER Marton SARKANY Reka MATKOVICS Lili SLIHOCZKI Adam MOLNAR Rebeka FEHER Anna KIRSCNER Zoltan	DSQ
----	-----	--	-----

Legend:
DSQ Disqualified



Medallists

Medal	NOC	Name
GOLD	THA - Thailand	MOONKASEM Pranchalee SANGTHONG Vipavas KREEPKAMRAI Natthapon SANGPAN Chitsanupong FAENGNOI Suradet BORRIBOONWASIN Kasemsit WANNAMANEE Phakdee CHAIKAN Jaruwan KAWSRI Praewpan PORADOK Sukanya NOPSRI Nipaporn BOON-EM Sukon
SILVER	CHN - People's Republic of China	PENG Chun ZENG Bolun JI Shengchang ZHANG Peng WABU Youzhuacier DONG Binrui WU Shuhan WU Siqi YANG Jie XU Jiayu LUO Meng WANG Shougang
BRONZE	UKR - Ukraine	MATVIIENKO Olesia SVYRYDIUK Viktor VERKHOVETSKYI Mykola BARDASHEVSKYI Yurii SEMENIUK Serhii KALMUS Oleksandr KUKHARUK Danylo MAZURENKO Anastasiia BURAHO Olha ZHYHAILO Snizhana PETRENKO Kateryna SKVORTSOVA Olena



Start List

REVISED
10 AUG 8:33

Start Order	Bib	Final Race 21 9:30	
1	TPE 186 WU Wei Ting 176 CHOU Chih-Wei 179 LEE Chun-Lin 181 LIN Sheng-Ru 177 CHUANG Ying-Chieh 174 CHEN Tzu-Hsien	182 CHEN Ie-En 183 CHOU Ching-Ting 184 LAHOK Iya 185 LIU Jen-Yu 175 CHIEN Cheng Yen 187 YIN Wan-Ting	
2	UKR 198 MATVIENKO Olesia 194 SVYRYDIUK Viktor 195 VERKHOVETSKYI Mykola 188 BARDASHEVSKYI Yurii 193 SEMENIUK Serhii 189 KALMUS Oleksandr	190 KUKHARUK Danylo 199 MAZURENKO Anastasiia 196 BURAH OIha 202 ZHYHAILO Snizhana 200 PETRENKO Kateryna 201 SKVORTSOVA Olena	
3	MYA 135 OO Thidar 120 KO KO Tin 124 MAUNG Yu Ya 121 KYAW Saw Naing Lin 122 LIN Tun Tun 119 AUNG Pyae Sone	134 KYAW Soe Soe 131 CHAW Ei Ei 136 PHYU Nway Ei 132 HTWE Hla Hla 133 HTWE Win Win 128 OO Wai Yan	
4	INA 95 ANDRIYANI Riska 92 MUGI Harjito 93 SUTRISNO 88 IRWAN 87 DAPIT 90 KUSWANDI Roby	96 DAYUMIN 101 RESKI Wahyuni 98 MARYATI 94 YUDA Firmansyah 100 NADIA Hafiza 99 MENI Nur	
5	CHN 30 PENG Chun 25 ZENG Bolun 19 JI Shengchang 26 ZHANG Peng 22 WABU Youzhuacier 18 DONG Binrui	31 WU Shuhan 32 WU Siqi 34 YANG Jie 33 XU Jiayu 29 LUO Meng 23 WANG Shougang	
6	THA 169 MOONKASEM Pranchalee 172 SANGTHONG Vipavas 160 KREEPKAMRAI Natthapon 161 SANGPAN Chitsanupong 156 FAENGNOI Suradet 155 BORRIBOONWASIN K	164 WANNAMANEE Phakdee 165 CHAIKAN Jaruwan 168 KAWSRI Praewpan 171 PORADOK Sukanya 170 NOPSRI Nipaporn 154 BOON-EM Sukon	
7			
8			

REVISED

TPE allocated to lane 1
THA allocated to lane 6



Results

Race 21

Rank	Lane	NOC Code	Bib	Name	200m
1	6	THA	169	MOONKASEM Pranchalee	47.15
			172	SANGTHONG Vipavas	
			160	KREEPKAMRAI Natthapon	
			161	SANGPAN Chitsanupong	
			156	FAENGNOI Suradet	
			155	BORRIBOONWASIN Kasemsit	
			164	WANNAMANEE Phakdee	
			165	CHAIKAN Jaruan	
			168	KAWSRI Praewpan	
			171	PORADOK Sukanya	
			170	NOPSRI Nipaporn	
			154	BOON-EM Sukon	
2	5	CHN	30	PENG Chun	48.81
			25	ZENG Bolun	
			19	JI Shengchang	1.66
			26	ZHANG Peng	
			22	WABU Youzhuacier	
			18	DONG Binrui	
			31	WU Shuhan	
			32	WU Siqi	
			34	YANG Jie	
			33	XU Jiayu	
			29	LUO Meng	
			23	WANG Shougang	
3	2	UKR	198	MATVIENKO Olesia	48.85
			194	SVYRYDIUK Viktor	
			195	VERKHOVETSKYI Mykola	1.70
			188	BARDASHEVSKYI Yurii	
			193	SEMENIUK Serhii	
			189	KALMUS Oleksandr	
			190	KUKHARUK Danylo	
			199	MAZURENKO Anastasiia	
			196	BURAH OIha	
			202	ZHYHAILO Snizhana	
			200	PETRENKO Kateryna	
			201	SKVORTSOVA Olena	
4	1	TPE	186	WU Wei Ting	49.03
			176	CHOU Chih-Wei	
			179	LEE Chun-Lin	1.88
			181	LIN Sheng-Ru	
			177	CHUANG Ying-Chieh	
			174	CHEN Tzu-Hsien	
			182	CHEN Ie-En	
			183	CHOU Ching-Ting	
			184	LAHOK Iya	
			185	LIU Jen-Yu	
			175	CHIEN Cheng Yen	
			187	YIN Wan-Ting	



Results

Race 21

Rank	Lane	NOC Code	Bib	Name	200m
5	4	INA	95	ANDRIYANI Riska	49.28
			92	MUGI Harjito	
			93	SUTRISNO	2.13
			88	IRWAN	
			87	DAPIT	
			90	KUSWANDI Roby	
			96	DAYUMIN	
			101	RESKI Wahyuni	
			98	MARYATI	
			94	YUDA Firmansyah	
			100	NADIA Hafiza	
6	3	MYA	99	MENI Nur	49.38
			135	OO Thidar	
			120	KO KO Tin	2.23
			124	MAUNG Yu Ya	
			121	KYAW Saw Naing Lin	
			122	LIN Tun Tun	
			119	AUNG Pyae Sone	
			134	KYAW Soe Soe	
			131	CHAW Ei Ei	
			136	PHYU Nway Ei	
			132	HTWE Hla Hla	
			133	HTWE Win Win	
			128	OO Wai Yan	



Start List

Start Order	Bib	Semifinal Race 14 14:30	
1	CAM 14 TOCH Raksa 5 OEUN Sensethya 1 HOEURN Kimhor 6 SOK Kakada 8 VUTHA Ratana 2 KOEM Som	11 PHORN Sivelinh 13 SOKHA Ratha 9 BOUN Manin 10 NAK Sreymov 12 SOKHA Leakena 4 LA Soknim	
2	ESP 60 MACHO Loreto 53 ORDONEZ Miguel 56 SILVA Pablo 52 MONTEAGUDO Iago 51 MICHALOWICZ Jakub 49 ALONSO Jorge	61 NOVO Nerea 58 FEIJOO Lara 62 VILLAR Carmen 57 CONDE FRANCO Noa 59 LANDEIRA Antia 54 OURILLE Luis	
3	TPE 186 WU Wei Ting 176 CHOU Chih-Wei 179 LEE Chun-Lin 181 LIN Sheng-Ru 177 CHUANG Ying-Chieh 174 CHEN Tzu-Hsien	182 CHEN Ie-En 183 CHOU Ching-Ting 184 LAHOK Iya 185 LIU Jen-Yu 175 CHIEN Cheng Yen 187 YIN Wan-Ting	
4	THA 169 MOONKASEM Pranchalee 172 SANGTHONG Vipavas 160 KREEPKAMRAI Natthapon 161 SANGPAN Chitsanupong 156 FAENGNOI Suradet 155 BORRIBOONWASIN K	164 WANNAMANEE Phakdee 165 CHAIKAN Jaruwan 168 KAWSRI Praewpan 171 PORADOK Sukanya 170 NOPSRI Nipaporn 154 BOON-EM Sukon	
5	PHI 148 GOESAERT Katherine 137 ARSENO Jims Vencent 139 MASBATE Roger Kenneth 138 BARCA John Rey 140 PANTALEON Roberto 142 REFORMINA Alfred	143 BALIGASA Lealyn 150 QUINONES Jonnalyn 145 DABAN Roda 147 ESGUERRA Rosalyn 144 BARCA Joanna 141 PELAGIO John James	
6	CZE 44 JISKROVA Tereza 39 MACHACEK Jan 37 HIRSCH Robin 41 VECERKA Martin 38 JANDA Filip 40 SULAK Libor	36 HAGER Filip 43 HERMELY Gabriela 48 WERTHEIMEROVA Ema 42 BILKOVA Michaela 46 SPALKOVA Kristyna 47 VYORALOVA Monika	
7			
8			

Progression System: 2 best to final, rest out



Results

Race 14

Rank	Lane	NOC Code	Bib	Name	200m	
1	3	TPE	186	WU Wei Ting	49.53	F
			176	CHOU Chih-Wei		
			179	LEE Chun-Lin		
			181	LIN Sheng-Ru		
			177	CHUANG Ying-Chieh		
			174	CHEN Tzu-Hsien		
			182	CHEN Ie-En		
			183	CHOU Ching-Ting		
			184	LAHOK Iya		
			185	LIU Jen-Yu		
			175	CHIEN Cheng Yen		
			187	YIN Wan-Ting		
2	4	THA	169	MOONKASEM Pranchalee	49.99	F
			172	SANGTHONG Vipavas		
			160	KREEPKAMRAI Natthapon	0.46	
			161	SANGPAN Chitsanupong		
			156	FAENGNOI Suradet		
			155	BORRIBOONWASIN Kasemsit		
			164	WANNAMANEE Phakdee		
			165	CHAIKAN Jaruwan		
			168	KAWSRI Praewpan		
			171	PORADOK Sukanya		
			170	NOPSRI Nipaporn		
			154	BOON-EM Sukon		
3	2	ESP	60	MACHO Loreto	50.69	X
			53	ORDONEZ Miguel		
			56	SILVA Pablo	1.16	
			52	MONTEAGUDO Iago		
			51	MICHALOWICZ Jakub		
			49	ALONSO Jorge		
			61	NOVO Nerea		
			58	FEIJOO Lara		
			62	VILLAR Carmen		
			57	CONDE FRANCO Noa		
			59	LANDEIRA Antia		
			54	OURILLE Luis		
4	5	PHI	148	GOESAERT Katherine	50.80	X
			137	ARSENO Jims Vencent		
			139	MASBATE Roger Kenneth	1.27	
			138	BARCA John Rey		
			140	PANTALEON Roberto		
			142	REFORMINA Alfred		
			143	BALIGASA Lealyn		
			150	QUINONES Jonnalyn		
			145	DABAN Roda		
			147	ESGUERRA Rosalyn		
			144	BARCA Joanna		
			141	PELAGIO John James		



Results

Race 14

Rank	Lane	NOC Code	Bib	Name	200m	
5	1	CAM	14	TOCH Raksa	52.68	X
			5	OEUN Sensethya		
			1	HOEURN Kimhor	3.15	
			6	SOK Kakada		
			8	VUTHA Ratana		
			2	KOEM Som		
			11	PHORN Sivelinh		
			13	SOKHA Ratha		
			9	BOUN Manin		
			10	NAK Sreymov		
			12	SOKHA Leakena		
			4	LA Soknim		
6	6	CZE	44	JISKROVA Tereza	53.79	X
			39	MACHACEK Jan		
			37	HIRSCH Robin	4.26	
			41	VECERKA Martin		
			38	JANDA Filip		
			40	SULAK Libor		
			36	HAGER Filip		
			43	HERMELY Gabriela		
			48	WERTHEIMEROVA Ema		
			42	BILKOVA Michaela		
			46	SPALKOVA Kristyna		
			47	VYORALOVA Monika		

Progression System 2 best to final, rest out

Legend:

F Qualified for Final X Eliminated



Start List

Start Order	Bib	Heat 1 Race 5 10:30	Bib	Heat 2 Race 6 10:35
1		UKR 198 MATVIIENKO Olesia 194 SVYRYDIUK Viktor 195 VERKHOVETSKYI Mykola 188 BARDASHEVSKYI Yurii 193 SEMENIUK Serhii 189 KALMUS Oleksandr		MYA 135 OO Thidar 120 KO KO Tin 124 MAUNG Yu Ya 121 KYAW Saw Naing Lin 122 LIN Tun Tun 119 AUNG Pyae Sone
2		KOR 111 BYUN Eunjeong 115 LEE Sumin 110 YEO Sechang 108 PARK Chulwoong 109 SON Jeongho 105 LEE Jaeyoung		CZE 44 JISKROVA Tereza 39 MACHACEK Jan 37 HIRSCH Robin 41 VECERKA Martin 38 JANDA Filip 40 SULAK Libor
3		CAM 14 TOCH Raksa 5 OEUN Sensethya 1 HOEURN Kimhor 6 SOK Kakada 8 VUTHA Ratana 2 KOEM Som		ESP 60 MACHO Loreto 53 ORDONEZ Miguel 56 SILVA Pablo 52 MONTEAGUDO Iago 51 MICHALOWICZ Jakub 49 ALONSO Jorge
4		PHI 148 GOESAERT Katherine 137 ARSENO Jims Vencent 139 MASBATE Roger Kenneth 138 BARCA John Rey 140 PANTALEON Roberto 142 REFORMINA Alfred		THA 169 MOONKASEM Pranchalee 172 SANGTHONG Vipavas 160 KREPKAMRAI Natthapon 161 SANGPAN Chitsanupong 156 FAENGNOI Suradet 155 BORRIBOONWASIN K
5		TPE 186 WU Wei Ting 176 CHOU Chih-Wei 179 LEE Chun-Lin 181 LIN Sheng-Ru 177 CHUANG Ying-Chieh 174 CHEN Tzu-Hsien		HUN 84 REMENYI Gitta 79 BERNATH Eszter 73 KOCZKAS David 74 KORISANSZKY David 71 FEKETE Adam 75 KOVER Marton
6		INA 95 ANDRIYANI Riska 92 MUGI Harjito 93 SUTRISNO 88 IRWAN 87 DAPIT 90 KUSWANDI Roby		CHN 30 PENG Chun 25 ZENG Bolun 19 JI Shengchang 26 ZHANG Peng 22 WABU Youzhuaciel 18 DONG Binrui
7				
8				

Progression System: 2 best to final, 3rd to 5th to semifinal, rest out



Results

Race 5

Rank	Lane	NOC Code	Bib	Name	200m	
1	6	INA	95	ANDRIYANI Riska	49.17	F
			92	MUGI Harjito		
			93	SUTRISNO		
			88	IRWAN		
			87	DAPIT		
			90	KUSWANDI Roby		
			96	DAYUMIN		
			101	RESKI Wahyuni		
			98	MARYATI		
			94	YUDA Firmansyah		
			100	NADIA Hafiza		
			99	MENI Nur		
2	1	UKR	198	MATVIIENKO Olesia	49.98	F
			194	SVYRYDIUK Viktor		
			195	VERKHOVETSKYI Mykola	0.81	
			188	BARDASHEVSKYI Yuri		
			193	SEMIENIUK Serhii		
			189	KALMUS Oleksandr		
			190	KUKHARUK Danylo		
			199	MAZURENKO Anastasiia		
			196	BURAH OIha		
			202	ZHYHAILO Snizhana		
			200	PETRENKO Kateryna		
			201	SKVORTSOVA Olena		
3	5	TPE	186	WU Wei Ting	50.12	SF
			176	CHOU Chih-Wei		
			179	LEE Chun-Lin	0.95	
			181	LIN Sheng-Ru		
			177	CHUANG Ying-Chieh		
			174	CHEN Tzu-Hsien		
			182	CHEN Ie-En		
			183	CHOU Ching-Ting		
			184	LAHOK Iya		
			185	LIU Jen-Yu		
			175	CHIEN Cheng Yen		
			187	YIN Wan-Ting		
4	4	PHI	148	GOESAERT Katherine	52.07	SF
			137	ARSEN O Jims Vencent		
			139	MASBATE Roger Kenneth	2.90	
			138	BARCA John Rey		
			140	PANTALEON Roberto		
			142	REFORMINA Alfred		
			143	BALIGASA Lealyn		
			150	QUINONES Jonnalyn		
			145	DABAN Roda		
			147	ESGUERRA Rosalyn		
			144	BARCA Joanna		
			141	PELAGIO John James		



Results

Race 5

Rank	Lane	NOC Code	Bib	Name	200m	
5	3	CAM	14	TOCH Raksa	53.19	SF
			5	OEUN Sensethya		
			1	HOEURN Kimhor	4.02	
			6	SOK Kakada		
			8	VUTHA Ratana		
			2	KOEM Som		
			11	PHORN Sivelinh		
			13	SOKHA Ratha		
			9	BOUN Manin		
			10	NAK Sreymov		
			12	SOKHA Leakena		
			4	LA Soknim		
6	2	KOR	111	BYUN Eunjeong	1:08.83	X
			115	LEE Sumin		
			110	YEO Sechang	19.66	
			108	PARK Chulwoong		
			109	SON Jeongho		
			105	LEE Jaeyoung		
			116	NOH Yeonjin		
			112	CHOI Bora		
			113	CHOI Sieun		
			114	HONG Seojin		
			106	LEE Minu		
			103	CHOI Wooyeong		

Progression System **2 best to final, 3rd to 5th to semifinal, rest out**

Legend:			
F	Qualified for Final	SF	Qualified for Semifinals
		X	Eliminated



Results

Race 6

Rank	Lane	NOC Code	Bib	Name	200m	
1	1	MYA	135	OO Thidar	49.22	F
			120	KO KO Tin		
			124	MAUNG Yu Ya		
			121	KYAW Saw Naing Lin		
			122	LIN Tun Tun		
			119	AUNG Pyae Sone		
			134	KYAW Soe Soe		
			131	CHAW Ei Ei		
			136	PHYU Nway Ei		
			132	HTWE Hla Hla		
			133	HTWE Win Win		
			128	OO Wai Yan		
2	6	CHN	30	PENG Chun	50.32	F
			25	ZENG Bolun		
			19	JI Shengchang	1.10	
			26	ZHANG Peng		
			22	WABU Youzhuacier		
			18	DONG Binrui		
			31	WU Shuhan		
			32	WU Siqi		
			34	YANG Jie		
			33	XU Jiayu		
			29	LUO Meng		
			23	WANG Shougang		
3	4	THA	169	MOONKASEM Pranchalee	50.43	SF
			172	SANGTHONG Vipavas		
			160	KREEPKAMRAI Natthapon	1.21	
			161	SANGPAN Chitsanupong		
			156	FAENGNOI Suradet		
			155	BORRIBOONWASIN Kasemsit		
			164	WANNAMANEE Phakdee		
			165	CHAIKAN Jaruwan		
			168	KAWSRI Praewpan		
			171	PORADOK Sukanya		
			170	NOPSRI Nipaporn		
			154	BOON-EM Sukon		
4	3	ESP	60	MACHO Loreto	50.70	SF
			53	ORDONEZ Miguel		
			56	SILVA Pablo	1.48	
			52	MONTEAGUDO Iago		
			51	MICHALOWICZ Jakub		
			49	ALONSO Jorge		
			61	NOVO Nerea		
			58	FEIJOO Lara		
			62	VILLAR Carmen		
			57	CONDE FRANCO Noa		
			59	LANDEIRA Antia		
			54	OURILLE Luis		



Results

Race 6

Rank	Lane	NOC Code	Bib	Name	200m	
5	2	CZE	44	JISKROVA Tereza	57.34	SF
			39	MACHACEK Jan		
			37	HIRSCH Robin	8.12	
			41	VECERKA Martin		
			38	JANDA Filip		
			40	SULAK Libor		
			36	HAGER Filip		
			43	HERMELY Gabriela		
			48	WERTHEIMEROVA Ema		
			42	BILKOVA Michaela		
			46	SPALKOVA Kristyna		
			47	VYORALOVA Monika		
	* 5	HUN	84	REMENYI Gitta		
			79	BERNATH Eszter		
			73	KOCZKAS David	DSQ	
			74	KORISANSZKY David		
			71	FEKETE Adam		
			75	KOVER Marton		
			85	SARKANY Reka		
			81	MATKOVICS Lili		
			78	SLIHOCZKI Adam		
			82	MOLNAR Rebeka		
			80	FEHER Anna		
			72	KIRSCNER Zoltan		

Progression System 2 best to final, 3rd to 5th to semifinal, rest out

Legend:						
*	False Start Warning	DSQ	Disqualified	F	Qualified for Final	SF Qualified for Semifinals



TWG
2025
CHENGDU



DRAGON BOAT

10-seater 500m



Entry List by Event

As of FRI 8 AUG 2025

Bib CAM

- 14 TOCH Raksa
- 5 OEUN Sensethya
- 1 HOEURN Kimhor
- 6 SOK Kakada
- 8 VUTHA Ratana
- 2 KOEM Som
- 11 PHORN Sivelinh
- 13 SOKHA Ratha
- 9 BOUN Manin
- 10 NAK Sreymov
- 12 SOKHA Leakena
- 4 LA Soknim

Bib CHN

- 30 PENG Chun
- 25 ZENG Bolun
- 19 JI Shengchang
- 26 ZHANG Peng
- 22 WABU Youzhuacier
- 18 DONG Binrui
- 31 WU Shuhan
- 32 WU Siqi
- 34 YANG Jie
- 33 XU Jiayu
- 29 LUO Meng
- 23 WANG Shougang

Bib CZE

- 44 JISKROVA Tereza
- 39 MACHACEK Jan
- 37 HIRSCH Robin
- 41 VECERKA Martin
- 38 JANDA Filip
- 40 SULAK Libor
- 36 HAGER Filip
- 43 HERMELY Gabriela
- 48 WERTHEIMEROVA Ema
- 42 BILKOVA Michaela
- 46 SPALKOVA Kristyna
- 47 VYORALOVA Monika

Bib ESP

- 60 MACHO Loreto
- 53 ORDONEZ Miguel
- 56 SILVA Pablo
- 52 MONTEAGUDO Iago
- 51 MICHALOWICZ Jakub
- 49 ALONSO Jorge
- 61 NOVO Nerea
- 58 FEIJOO Lara
- 62 VILLAR Carmen
- 57 CONDE FRANCO Noa
- 59 LANDEIRA Antia
- 54 OURILLE Luis

Bib HUN

- 84 REMENYI Gitta
- 79 BERNATH Eszter
- 73 KOCZKAS David
- 74 KORISANSZKY David
- 71 FEKETE Adam
- 75 KOVER Marton
- 85 SARKANY Reka
- 81 MATKOVICS Lili
- 78 SLIHOCZKI Adam
- 82 MOLNAR Rebeka
- 80 FEHER Anna
- 72 KIRSCNER Zoltan

Bib INA

- 95 ANDRIYANI Riska
- 92 MUGI Harjito
- 93 SUTRISNO
- 88 IRWAN
- 87 DAPIT
- 90 KUSWANDI Roby
- 96 DAYUMIN
- 101 RESKI Wahyuni
- 98 MARYATI
- 94 YUDA Firmansyah
- 100 NADIA Hafiza
- 99 MENI Nur

Bib KOR

- 111 BYUN Eunjeong
- 115 LEE Sumin
- 110 YEO Sechang
- 108 PARK Chulwoong
- 109 SON Jeongho
- 105 LEE Jaeyoung
- 116 NOH Yeonjin
- 112 CHOI Bora
- 113 CHOI Sieun
- 114 HONG Seojin
- 106 LEE Minu
- 103 CHOI Wooyeong

Bib MYA

- 135 OO Thidar
- 120 KO KO Tin
- 124 MAUNG Yu Ya
- 121 KYAW Saw Naing Lin
- 122 LIN Tun Tun
- 119 AUNG Pyae Sone
- 134 KYAW Soe Soe
- 131 CHAW Ei Ei
- 136 PHYU Nway Ei
- 132 HTWE Hla Hla
- 133 HTWE Win Win
- 128 OO Wai Yan

Bib PHI

- 148 GOESAERT Katherine
- 137 ARSENO Jims Vencent
- 139 MASBATE Roger Kenneth
- 138 BARCA John Rey
- 140 PANTALEON Roberto
- 142 REFORMINA Alfred
- 143 BALIGASA Lealyn
- 150 QUINONES Jonnalyn
- 145 DABAN Roda
- 147 ESGUERRA Rosalyn
- 144 BARCA Joanna
- 141 PELAGIO John James

Bib THA

- 169 MOONKASEM Pranchalee
- 172 SANGTHONG Vipavas
- 160 KREEPKAMRAI Natthapon
- 161 SANGPAN Chitsanupong
- 156 FAENGNOI Suradet
- 155 BORRIBOONWASIN Kasemsit
- 164 WANNAMANEE Phakdee
- 165 CHAIKAN Jaruan
- 168 KAWSRI Praewpan
- 171 PORADOK Sukanya
- 170 NOPSRI Nipaporn
- 154 BOON-EM Sukon

Bib TPE

- 186 WU Wei Ting
- 176 CHOU Chih-Wei
- 179 LEE Chun-Lin
- 181 LIN Sheng-Ru
- 177 CHUANG Ying-Chieh
- 174 CHEN Tzu-Hsien
- 182 CHEN Ie-En
- 183 CHOU Ching-Ting
- 184 LAHOK Iya
- 185 LIU Jen-Yu
- 175 CHIEN Cheng Yen
- 187 YIN Wan-Ting

Bib UKR

- 198 MATVIIENKO Olesia
- 194 SVYRYDIUK Viktor
- 195 VERKHOVETSKYI Mykola
- 188 BARDASHEVSKYI Yurii
- 193 SEMENIUK Serhii
- 189 KALMUS Oleksandr
- 190 KUKHARUK Danylo
- 199 MAZURENKO Anastasiia
- 196 BURAH OIha
- 202 ZHYHAILO Snizhana
- 200 PETRENKO Kateryna
- 201 SKVORTSOVA Olena

Note:
List of NOCs by alphabetical order.



Event Ranking

As of SUN 10 AUG 2025

Rank	NOC Code	Name	Rank	NOC Code	Name
Final					
1	INA	ANDRIYANI Riska MUGI Harjito SUTRISNO IRWAN DAPIT KUSWANDI Roby DAYUMIN RESKI Wahyuni MARYATI YUDA Firmansyah NADIA Hafiza MENI Nur	5	HUN	REMENYI Gitta BERNATH Eszter KOCZKAS David KORISANSZKY David FEKETE Adam KOVER Marton SARKANY Reka MATKOVICS Lili SLIHOCZKI Adam MOLNAR Rebeka FEHER Anna KIRSCNER Zoltan
2	UKR	MATVIIENKO Olesia SVYRYDIUK Viktor VERKHOVETSKYI Mykola BARDASHEVSKYI Yurii SEMENIUK Serhii KALMUS Oleksandr KUKHARUK Danylo MAZURENKO Anastasiia BURAHO Olha ZHYHAILO Snizhana PETRENKO Kateryna SKVORTSOVA Olena	6	CHN	PENG Chun ZENG Bolun JI Shengchang ZHANG Peng WABU Youzhuaciel DONG Binrui WU Shuhan WU Siji YANG Jie XU Jiayu LUO Meng WANG Shougang
3	THA	MOONKASEM Pranchalee SANGTHONG Vipavas KREEPKAMRAI Natthapon SANGPAN Chitsanupong FAENGNOI Suradet BORRIBOONWASIN Kasemsit WANNAMANEE Phakdee CHAIKAN Jaruwan KAWSRI Praewpan PORADOK Sukanya NOPSRI Nipaporn BOON-EM Sukon			
4	ESP	MACHO Loreto ORDONEZ Miguel SILVA Pablo MONTEAGUDO Iago MICHALOWICZ Jakub ALONSO Jorge NOVO Nerea FEIJOO Lara VILLAR Carmen CONDE FRANCO Noa LANDEIRA Antia OURILLE Luis			



Event Ranking

As of SUN 10 AUG 2025

Rank	NOC Code	Name
------	----------	------

Eliminated in Semifinals

7	MYA	OO Thidar KO KO Tin MAUNG Yu Ya KYAW Saw Naing Lin LIN Tun Tun AUNG Pyae Sone KYAW Soe Soe CHAW Ei Ei PHYU Nway Ei HTWE Hla Hla HTWE Win Win OO Wai Yan
---	-----	--

8	PHI	GOESAERT Katherine ARSENIO Jims Vencent MASBATE Roger Kenneth BARCA John Rey PANTALEON Roberto REFORMINA Alfred BALIGASA Lealyn QUINONES Jonnalyn DABAN Roda ESGUERRA Rosalyn BARCA Joanna PELAGIO John James
---	-----	--

9	CZE	JISKROVA Tereza MACHACEK Jan HIRSCH Robin VECERKA Martin JANDA Filip SULAK Libor HAGER Filip HERMELY Gabriela WERTHEIMEROVA Ema BILKOVA Michaela SPALKOVA Kristyna VYORALOVA Monika
---	-----	--

10	TPE	WU Wei Ting CHOU Chih-Wei LEE Chun-Lin LIN Sheng-Ru CHUANG Ying-Chieh CHEN Tzu-Hsien CHEN Ie-En CHOU Ching-Ting LAHOK Iya LIU Jen-Yu CHIEN Cheng Yen YIN Wan-Ting
----	-----	--

Rank	NOC Code	Name
------	----------	------

Eliminated in Heats

11	CAM	TOCH Raksa OEUN Sensethya HOEURN Kimhor SOK Kakada VUTHA Ratana KOEM Som PHORN Sivelinh SOKHA Ratha BOUN Manin NAK Sreymov SOKHA Leakena LA Soknim
----	-----	---

12	KOR	BYUN Eunjeong LEE Sumin YEO Sechang PARK Chulwoong SON Jeongho LEE Jaeyoung NOH Yeonjin CHOI Bora CHOI Sieun HONG Seojin LEE Minu CHOI Wooyoung
----	-----	--



Medallists

Medal	NOC	Name
GOLD	INA - Indonesia	ANDRIYANI Riska MUGI Harjito SUTRISNO IRWAN DAPIT KUSWANDI Roby DAYUMIN RESKI Wahyuni MARYATI YUDA Firmansyah NADIA Hafiza MENI Nur
SILVER	UKR - Ukraine	MATVIIENKO Olesia SVYRYDIUK Viktor VERKHOVETSKYI Mykola BARDASHEVSKYI Yurii SEMENIUK Serhii KALMUS Oleksandr KUKHARUK Danylo MAZURENKO Anastasiia BURAHO Olha ZHYHAILO Snizhana PETRENKO Kateryna SKVORTSOVA Olena
BRONZE	THA - Thailand	MOONKASEM Pranchalee SANGTHONG Vipavas KREEPKAMRAI Natthapon SANGPAN Chitsanupong FAENGNOI Suradet BORRIBOONWASIN Kasemsit WANNAMANEE Phakdee CHAIKAN Jaruwan KAWSRI Praewpan PORADOK Sukanya NOPSRI Nipaporn BOON-EM Sukon



Start List

Start Order	Bib	Final Race 23 10:30	
1	HUN 84 REMENYI Gitta 79 BERNATH Eszter 73 KOCZKAS David 74 KORISANSZKY David 71 FEKETE Adam 75 KOVER Marton	85 SARKANY Reka 81 MATKOVICS Lili 78 SLIHOCZKI Adam 82 MOLNAR Rebeka 80 FEHER Anna 72 KIRSCNER Zoltan	
2	ESP 60 MACHO Loreto 53 ORDONEZ Miguel 56 SILVA Pablo 52 MONTEAGUDO Iago 51 MICHALOWICZ Jakub 49 ALONSO Jorge	61 NOVO Nerea 58 FEIJOO Lara 62 VILLAR Carmen 57 CONDE FRANCO Noa 59 LANDEIRA Antia 54 OURILLE Luis	
3	THA 169 MOONKASEM Pranchalee 172 SANGTHONG Vipavas 160 KREEPKAMRAI Natthapon 161 SANGPAN Chitsanupong 156 FAENGNOI Suradet 155 BORRIBOONWASIN K	164 WANNAMANEE Phakdee 165 CHAIKAN Jaruwan 168 KAWSRI Praewpan 171 PORADOK Sukanya 170 NOPSRI Nipaporn 154 BOON-EM Sukon	
4	CHN 30 PENG Chun 25 ZENG Bolun 19 JI Shengchang 26 ZHANG Peng 22 WABU Youzhuacier 18 DONG Binrui	31 WU Shuhan 32 WU Siqi 34 YANG Jie 33 XU Jiayu 29 LUO Meng 23 WANG Shougang	
5	UKR 198 MATVIIENKO Olesia 194 SVYRYDIUK Viktor 195 VERKHOVETSKYI Mykola 188 BARDASHEVSKYI Yurii 193 SEMENIUK Serhii 189 KALMUS Oleksandr	190 KUKHARUK Danylo 199 MAZURENKO Anastasiia 196 BURAH OIha 202 ZHYHAILO Snizhana 200 PETRENKO Kateryna 201 SKVORTSOVA Olena	
6	INA 95 ANDRIYANI Riska 92 MUGI Harjito 93 SUTRISNO 88 IRWAN 87 DAPIT 90 KUSWANDI Roby	96 DAYUMIN 101 RESKI Wahyuni 98 MARYATI 94 YUDA Firmansyah 100 NADIA Hafiza 99 MENI Nur	
7			
8			



Results

Race 23

Rank	Lane	NOC Code	Bib	Name	500m
1	6	INA	95	ANDRIYANI Riska	2:06.64
			92	MUGI Harjito	
			93	SUTRISNO	
			88	IRWAN	
			87	DAPIT	
			90	KUSWANDI Roby	
			96	DAYUMIN	
			101	RESKI Wahyuni	
			98	MARYATI	
			94	YUDA Firmansyah	
			100	NADIA Hafiza	
2	5	UKR	99	MENI Nur	2:07.02
			198	MATVIIENKO Olesia	
			194	SVYRYDIUK Viktor	
			195	VERKHOVETSKYI Mykola	
			188	BARDASHEVSKYI Yurii	
			193	SEMENIUK Serhii	
			189	KALMUS Oleksandr	
			190	KUKHARUK Danylo	
			199	MAZURENKO Anastasiia	
			196	BURAHO Olha	
			202	ZHYHAILO Snizhana	
3	3	THA	200	PETRENKO Kateryna	2:07.80
			201	SKVORTSOVA Olena	
			169	MOONKASEM Pranchalee	
			172	SANGTHONG Vipavas	
			160	KREEPKAMRAI Natthapon	
			161	SANGPAN Chitsanupong	
			156	FAENGNOI Suradet	
			155	BORRIBOONWASIN Kasemsit	
			164	WANNAMANEE Phakdee	
			165	CHAIKAN Jaruwan	
			168	KAWSRI Praewpan	
4	2	ESP	171	PORADOK Sukanya	2:09.11
			170	NOPSRI Nipaporn	
			154	BOON-EM Sukon	
			60	MACHO Loreto	
			53	ORDONEZ Miguel	
			56	SILVA Pablo	
			52	MONTEAGUDO Iago	
			51	MICHALOWICZ Jakub	
			49	ALONSO Jorge	
			61	NOVO Nerea	
			58	FEIJOO Lara	
			62	VILLAR Carmen	2.47
			57	CONDE FRANCO Noa	
			59	LANDEIRA Antia	
			54	OURILLE Luis	



Results

Race 23

Rank	Lane	NOC Code	Bib	Name	500m
5	1	HUN	84	REMENYI Gitta	2:09.12
			79	BERNATH Eszter	
			73	KOCZKAS David	2.48
			74	KORISANSZKY David	
			71	FEKETE Adam	
			75	KOVER Marton	
			85	SARKANY Reka	
			81	MATKOVICS Lili	
			78	SLIHOCZKI Adam	
			82	MOLNAR Rebeka	
			80	FEHER Anna	
			72	KIRSCNER Zoltan	
6	4	CHN	30	PENG Chun	2:09.28
			25	ZENG Bolun	
			19	JI Shengchang	2.64
			26	ZHANG Peng	
			22	WABU Youzhuacier	
			18	DONG Binrui	
			31	WU Shuhan	
			32	WU Siqi	
			34	YANG Jie	
			33	XU Jiayu	
			29	LUO Meng	
			23	WANG Shougang	



Start List

Start Order	Bib	Semifinal Race 16 15:30	
1	PHI 148 GOESAERT Katherine 137 ARSENO Jims Vencent 139 MASBATE Roger Kenneth 138 BARCA John Rey 140 PANTALEON Roberto 142 REFORMINA Alfred	143 BALIGASA Lealyn 150 QUINONES Jonnalyn 145 DABAN Roda 147 ESGUERRA Rosalyn 144 BARCA Joanna 141 PELAGIO John James	
2	HUN 84 REMENYI Gitta 79 BERNATH Eszter 73 KOCZKAS David 74 KORISANSZKY David 71 FEKETE Adam 75 KOVER Marton	85 SARKANY Reka 81 MATKOVICS Lili 78 SLIHOCZKI Adam 82 MOLNAR Rebeka 80 FEHER Anna 72 KIRSCNER Zoltan	
3	INA 95 ANDRIYANI Riska 92 MUGI Harjito 93 SUTRISNO 88 IRWAN 87 DAPIT 90 KUSWANDI Roby	96 DAYUMIN 101 RESKI Wahyuni 98 MARYATI 94 YUDA Firmansyah 100 NADIA Hafiza 99 MENI Nur	
4	TPE 186 WU Wei Ting 176 CHOU Chih-Wei 179 LEE Chun-Lin 181 LIN Sheng-Ru 177 CHUANG Ying-Chieh 174 CHEN Tzu-Hsien	182 CHEN Ie-En 183 CHOU Ching-Ting 184 LAHOK Iya 185 LIU Jen-Yu 175 CHIEN Cheng Yen 187 YIN Wan-Ting	
5	CZE 44 JISKROVA Tereza 39 MACHACEK Jan 37 HIRSCH Robin 41 VECERKA Martin 38 JANDA Filip 40 SULAK Libor	36 HAGER Filip 43 HERMELY Gabriela 48 WERTHEIMEROVA Ema 42 BILKOVA Michaela 46 SPALKOVA Kristyna 47 VYORALOVA Monika	
6	MYA 135 OO Thidar 120 KO KO Tin 124 MAUNG Yu Ya 121 KYAW Saw Naing Lin 122 LIN Tun Tun 119 AUNG Pyae Sone	134 KYAW Soe Soe 131 CHAW Ei Ei 136 PHYU Nway Ei 132 HTWE Hla Hla 133 HTWE Win Win 128 OO Wai Yan	
7			
8			

Progression System: 2 best to final, rest out



Results

Race 16

Rank	Lane	NOC Code	Bib	Name	500m	
1	3	INA	95	ANDRIYANI Riska	2:06.66	F
			92	MUGI Harjito		
			93	SUTRISNO		
			88	IRWAN		
			87	DAPIT		
			90	KUSWANDI Roby		
			96	DAYUMIN		
			101	RESKI Wahyuni		
			98	MARYATI		
			94	YUDA Firmansyah		
			100	NADIA Hafiza		
			99	MENI Nur		
2	2	HUN	84	REMENYI Gitta	2:07.93	F
			79	BERNATH Eszter		
			73	KOCZKAS David	1.27	
			74	KORISANSZKY David		
			71	FEKETE Adam		
			75	KOVER Marton		
			85	SARKANY Reka		
			81	MATKOVICS Lili		
			78	SLIHOCZKI Adam		
			82	MOLNAR Rebeka		
			80	FEHER Anna		
			72	KIRSCNER Zoltan		
3	6	MYA	135	OO Thidar	2:08.19	X
			120	KO KO Tin		
			124	MAUNG Yu Ya	1.53	
			121	KYAW Saw Naing Lin		
			122	LIN Tun Tun		
			119	AUNG Pyae Sone		
			134	KYAW Soe Soe		
			131	CHAW Ei Ei		
			136	PHYU Nway Ei		
			132	HTWE Hla Hla		
			133	HTWE Win Win		
			128	OO Wai Yan		
4	1	PHI	148	GOESAERT Katherine	2:11.20	X
			137	ARSENO Jims Vencent		
			139	MASBATE Roger Kenneth	4.54	
			138	BARCA John Rey		
			140	PANTALEON Roberto		
			142	REFORMINA Alfred		
			143	BALIGASA Lealyn		
			150	QUINONES Jonnalyn		
			145	DABAN Roda		
			147	ESGUERRA Rosalyn		
			144	BARCA Joanna		
			141	PELAGIO John James		



Results

Race 16

Rank	Lane	NOC Code	Bib	Name	500m	
5	5	CZE	44	JISKROVA Tereza	2:17.73	X
			39	MACHACEK Jan		
			37	HIRSCH Robin	11.07	
			41	VECERKA Martin		
			38	JANDA Filip		
			40	SULAK Libor		
			36	HAGER Filip		
			43	HERMELY Gabriela		
			48	WERTHEIMEROVA Ema		
			42	BILKOVA Michaela		
			46	SPALKOVA Kristyna		
			47	VYORALOVA Monika		
6	4	TPE	186	WU Wei Ting	2:37.17	X
			176	CHOU Chih-Wei		
			179	LEE Chun-Lin	30.51	
			181	LIN Sheng-Ru		
			177	CHUANG Ying-Chieh		
			174	CHEN Tzu-Hsien		
			182	CHEN Ie-En		
			183	CHOU Ching-Ting		
			184	LAHOK Iya		
			185	LIU Jen-Yu		
			175	CHIEN Cheng Yen		
			187	YIN Wan-Ting		

Progression System 2 best to final, rest out

Legend:
F Qualified for Final X Eliminated



Start List

Start Order	Bib	Heat 1 Race 11 12:25	Bib	Heat 2 Race 12 12:30
1		CHN		THA
	30	PENG Chun	31	WU Shuhan
	25	ZENG Bolun	32	WU Siqi
	19	Ji Shengchang	34	YANG Jie
	26	ZHANG Peng	33	XU Jiayu
	22	WABU Youzhuacier	29	LUO Meng
	18	DONG Binrui	23	WANG Shougang
			169	MOONKASEM Pranchalee
2		TPE		CAM
	186	WU Wei Ting	182	CHEN Ie-En
	176	CHOU Chih-Wei	183	CHOU Ching-Ting
	179	LEE Chun-Lin	184	LAHOK Iya
	181	LIN Sheng-Ru	185	LIU Jen-Yu
	177	CHUANG Ying-Chieh	175	CHIEN Cheng Yen
	174	CHEN Tzu-Hsien	187	YIN Wan-Ting
			14	TOCH Raksa
3		KOR		HUN
	111	BYUN Eunjeong	116	NOH Yeonjin
	115	LEE Sumin	112	CHOI Bora
	110	YEO Sechang	113	CHOI Sieun
	108	PARK Chulwoong	114	HONG Seojin
	109	SON Jeongho	106	LEE Minu
	105	LEE Jaeyoung	103	CHOI Wooyeong
			84	REMENYI Gitta
4		MYA		INA
	135	OO Thidar	134	KYAW Soe Soe
	120	KO KO Tin	131	CHAW Ei Ei
	124	MAUNG Yu Ya	136	PHYU Nway Ei
	121	KYAW Saw Naing Lin	132	HTWE Hla Hla
	122	LIN Tun Tun	133	HTWE Win Win
	119	AUNG Pyae Sone	128	OO Wai Yan
			95	ANDRIYANI Riska
5		CZE		PHI
	44	JISKROVA Tereza	36	HAGER Filip
	39	MACHACEK Jan	43	HERMELY Gabriela
	37	HIRSCH Robin	48	WERTHEIMEROVA Ema
	41	VECERKA Martin	42	BILKOVA Michaela
	38	JANDA Filip	46	SPALKOVA Kristyna
	40	SULAK Libor	47	VYORALOVA Monika
			148	GOESAERT Katherine
6		ESP		UKR
	60	MACHO Loreto	61	NOVO Nerea
	53	ORDONEZ Miguel	58	FEIJOO Lara
	56	SILVA Pablo	62	VILLAR Carmen
	52	MONTEAGUDO Iago	57	CONDE FRANCO Noa
	51	MICHALOWICZ Jakub	59	LANDEIRA Antia
	49	ALONSO Jorge	54	OURILLE Luis
			198	MATVIENKO Olesia
7				
8				

Progression System: 2 best to final, 3rd to 5th to semifinal, rest out



Results

Race 11

Rank	Lane	NOC Code	Bib	Name	500m	
1	1	CHN	30	PENG Chun	2:09.16	F
			25	ZENG Bolun		
			19	JI Shengchang		
			26	ZHANG Peng		
			22	WABU Youzhuacier		
			18	DONG Binrui		
			31	WU Shuhan		
			32	WU Siqi		
			34	YANG Jie		
			33	XU Jiayu		
			29	LUO Meng		
			23	WANG Shougang		
2	6	ESP	60	MACHO Loreto	2:09.98	F
			53	ORDONEZ Miguel		
			56	SILVA Pablo	0.82	
			52	MONTEAGUDO Iago		
			51	MICHALOWICZ Jakub		
			49	ALONSO Jorge		
			61	NOVO Nerea		
			58	FEIJOO Lara		
			62	VILLAR Carmen		
			57	CONDE FRANCO Noa		
			59	LANDEIRA Antia		
			54	OURILLE Luis		
3	2	TPE	186	WU Wei Ting	2:10.55	SF
			176	CHOU Chih-Wei		
			179	LEE Chun-Lin	1.39	
			181	LIN Sheng-Ru		
			177	CHUANG Ying-Chieh		
			174	CHEN Tzu-Hsien		
			182	CHEN Ie-En		
			183	CHOU Ching-Ting		
			184	LAHOK Iya		
			185	LIU Jen-Yu		
			175	CHIEN Cheng Yen		
			187	YIN Wan-Ting		
4	5	CZE	44	JISKROVA Tereza	2:11.19	SF
			39	MACHACEK Jan		
			37	HIRSCH Robin	2.03	
			41	VECERKA Martin		
			38	JANDA Filip		
			40	SULAK Libor		
			36	HAGER Filip		
			43	HERMELY Gabriela		
			48	WERTHEIMEROVA Ema		
			42	BILKOVA Michaela		
			46	SPALKOVA Kristyna		
			47	VYORALOVA Monika		



Results

Race 11

Rank	Lane	NOC Code	Bib	Name	500m	
5	4	MYA	135	OO Thidar	2:14.26	SF
			120	KO KO Tin		
			124	MAUNG Yu Ya	5.10	
			121	KYAW Saw Naing Lin		
			122	LIN Tun Tun		
			119	AUNG Pyae Sone		
			134	KYAW Soe Soe		
			131	CHAW Ei Ei		
			136	PHYU Nway Ei		
			132	HTWE Hla Hla		
			133	HTWE Win Win		
			128	OO Wai Yan		
6	3	KOR	111	BYUN Eunjeong	2:38.80	X
			115	LEE Sumin		
			110	YEO Sechang	29.64	
			108	PARK Chulwoong		
			109	SON Jeongho		
			105	LEE Jaeyoung		
			116	NOH Yeonjin		
			112	CHOI Bora		
			113	CHOI Sieun		
			114	HONG Seojin		
			106	LEE Minu		
			103	CHOI Wooyeong		

Progression System **2 best to final, 3rd to 5th to semifinal, rest out**

Legend:					
F	Qualified for Final	SF	Qualified for Semifinals	X	Eliminated



Results

Race 12

Rank	Lane	NOC Code	Bib	Name	500m	
1	1	THA	169	MOONKASEM Pranchalee	2:07.88	F
			172	SANGTHONG Vipavas		
			160	KREEPKAMRAI Natthapon		
			161	SANGPAN Chitsanupong		
			156	FAENGNOI Suradet		
			155	BORRIBOONWASIN Kasemsit		
			164	WANNAMANEE Phakdee		
			165	CHAIKAN Jaruwan		
			168	KAWSRI Praewpan		
			171	PORADOK Sukanya		
			170	NOPSRI Nipaporn		
			154	BOON-EM Sukon		
2	6	UKR	198	MATVIIENKO Olesia	2:08.32	F
			194	SVYRYDIUK Viktor		
			195	VERKHOVETSKYI Mykola	0.44	
			188	BARDASHEVSKYI Yurii		
			193	SEMENIUK Serhii		
			189	KALMUS Oleksandr		
			190	KUKHARUK Danylo		
			199	MAZURENKO Anastasiia		
			196	BURAHO Olha		
			202	ZHYHAILO Snizhana		
			200	PETRENKO Kateryna		
			201	SKVORTSOVA Olena		
3	4	INA	95	ANDRIYANI Riska	2:08.42	SF
			92	MUGI Harjito		
			93	SUTRISNO	0.54	
			88	IRWAN		
			87	DAPIT		
			90	KUSWANDI Roby		
			96	DAYUMIN		
			101	RESKI Wahyuni		
			98	MARYATI		
			94	YUDA Firmansyah		
			100	NADIA Hafiza		
			99	MENI Nur		
4	3	HUN	84	REMENYI Gitta	2:10.99	SF
			79	BERNATH Eszter		
			73	KOCZKAS David	3.11	
			74	KORISANSZKY David		
			71	FEKETE Adam		
			75	KOVER Marton		
			85	SARKANY Reka		
			81	MATKOVICS Lili		
			78	SLIHOCZKI Adam		
			82	MOLNAR Rebeka		
			80	FEHER Anna		
			72	KIRSCNER Zoltan		



Results

Race 12

Rank	Lane	NOC Code	Bib	Name	500m	
5	5	PHI	148	GOESAERT Katherine	2:13.08	SF
			137	ARSENO Jims Vencent		
			139	MASBATE Roger Kenneth	5.20	
			138	BARCA John Rey		
			140	PANTALEON Roberto		
			142	REFORMINA Alfred		
			143	BALIGASA Lealyn		
			150	QUINONES Jonnalyn		
			145	DABAN Roda		
			147	ESGUERRA Rosalyn		
			144	BARCA Joanna		
			141	PELAGIO John James		
6	2	CAM	14	TOCH Raksa	2:35.05	X
			5	OEUN Sensethya		
			1	HOEURN Kimhor	27.17	
			6	SOK Kakada		
			8	VUTHA Ratana		
			2	KOEM Som		
			11	PHORN Sivelinh		
			13	SOKHA Ratha		
			9	BOUN Manin		
			10	NAK Sreymov		
			12	SOKHA Leakena		
			4	LA Soknim		

Progression System 2 best to final, 3rd to 5th to semifinal, rest out

Legend:					
F	Qualified for Final	SF	Qualified for Semifinals	X	Eliminated



TWG
2025
CHENGDU



DRAGON BOAT

10-seater 2000m Pursuit
Race



Entry List by Event

As of FRI 8 AUG 2025

Bib CAM

14 TOCH Raksa
5 OEUN Sensethya
1 HOEURN Kimhor
6 SOK Kakada
8 VUTHA Ratana
2 KOEM Som
11 PHORN Sivelinh
13 SOKHA Ratha
9 BOUN Manin
10 NAK Sreymov
12 SOKHA Leakena
4 LA Soknim

Bib CHN

30 PENG Chun
25 ZENG Bolun
19 JI Shengchang
26 ZHANG Peng
22 WABU Youzhuacier
18 DONG Binrui
31 WU Shuhan
32 WU Siqi
34 YANG Jie
33 XU Jiayu
29 LUO Meng
23 WANG Shougang

Bib CZE

44 JISKROVA Tereza
39 MACHACEK Jan
37 HIRSCH Robin
41 VECERKA Martin
38 JANDA Filip
40 SULAK Libor
36 HAGER Filip
43 HERMELY Gabriela
48 WERTHEIMEROVA Ema
42 BILKOVA Michaela
46 SPALKOVA Kristyna
47 VYORALOVA Monika

Bib ESP

60 MACHO Loreto
53 ORDONEZ Miguel
56 SILVA Pablo
52 MONTEAGUDO Iago
51 MICHALOWICZ Jakub
49 ALONSO Jorge
61 NOVO Nerea
58 FEIJOO Lara
62 VILLAR Carmen
57 CONDE FRANCO Noa
59 LANDEIRA Antia
54 OURILLE Luis

Bib HUN

84 REMENYI Gitta
79 BERNATH Eszter
73 KOCZKAS David
74 KORISANSZKY David
71 FEKETE Adam
75 KOVER Marton
85 SARKANY Reka
81 MATKOVICS Lili
78 SLIHOCZKI Adam
82 MOLNAR Rebeka
80 FEHER Anna
72 KIRSCNER Zoltan

Bib INA

95 ANDRIYANI Riska
92 MUGI Harjito
93 SUTRISNO
88 IRWAN
87 DAPIT
90 KUSWANDI Roby
96 DAYUMIN
101 RESKI Wahyuni
98 MARYATI
94 YUDA Firmansyah
100 NADIA Hafiza
99 MENI Nur

Bib KOR

111 BYUN Eunjeong
115 LEE Sumin
110 YEO Sechang
108 PARK Chulwoong
109 SON Jeongho
105 LEE Jaeyoung
116 NOH Yeonjin
112 CHOI Bora
113 CHOI Sieun
114 HONG Seojin
106 LEE Minu
103 CHOI Wooyeong

Bib MYA

135 OO Thidar
120 KO KO Tin
124 MAUNG Yu Ya
121 KYAW Saw Naing Lin
122 LIN Tun Tun
119 AUNG Pyae Sone
134 KYAW Soe Soe
131 CHAW Ei Ei
136 PHYU Nway Ei
132 HTWE Hla Hla
133 HTWE Win Win
128 OO Wai Yan

Bib PHI

148 GOESAERT Katherine
137 ARSENO Jims Vencent
139 MASBATE Roger Kenneth
138 BARCA John Rey
140 PANTALEON Roberto
142 REFORMINA Alfred
143 BALIGASA Lealyn
150 QUINONES Jonnalyn
145 DABAN Roda
147 ESGUERRA Rosalyn
144 BARCA Joanna
141 PELAGIO John James

Bib THA

169 MOONKASEM Pranchalee
172 SANGTHONG Vipavas
160 KREEPKAMRAI Natthapon
161 SANGPAN Chitsanupong
156 FAENGNOI Suradet
155 BORRIBOONWASIN Kasemsit
164 WANNAMANEE Phakdee
165 CHAIKAN Jaruan
168 KAWSRI Praewpan
171 PORADOK Sukanya
170 NOPSRI Nipaporn
154 BOON-EM Sukon

Bib TPE

186 WU Wei Ting
176 CHOU Chih-Wei
179 LEE Chun-Lin
181 LIN Sheng-Ru
177 CHUANG Ying-Chieh
174 CHEN Tzu-Hsien
182 CHEN Ie-En
183 CHOU Ching-Ting
184 LAHOK Iya
185 LIU Jen-Yu
175 CHIEN Cheng Yen
187 YIN Wan-Ting

Bib UKR

198 MATVIIENKO Olesia
194 SVYRYDIUK Viktor
195 VERKHOVETSKYI Mykola
188 BARDASHEVSKYI Yurii
193 SEMENIUK Serhii
189 KALMUS Oleksandr
190 KUKHARUK Danylo
199 MAZURENKO Anastasiia
196 BURAH OIha
202 ZHYHAILO Snizhana
200 PETRENKO Kateryna
201 SKVORTSOVA Olena

Note:
List of NOCs by alphabetical order.



Event Ranking

REVISED
10 AUG 11:25

As of SUN 10 AUG 2025

Rank	NOC Code	Name
------	----------	------

1 UKR
MATVIIENKO Olesia
SVYRYDIUK Viktor
VERKHOVETSKYI Mykola
BARDASHEVSKYI Yurii
SEMENIUK Serhii
KALMUS Oleksandr
KUKHARUK Danylo
MAZURENKO Anastasiia
BURAHO Olha
ZHYHAILO Snizhana
PETRENKO Kateryna
SKVORTSOVA Olena

2 INA
ANDRIYANI Riska
MUGI Harjito
SUTRISNO
IRWAN
DAPIT
KUSWANDI Roby
DAYUMIN
RESKI Wahyuni
MARYATI
YUDA Firmansyah
NADIA Hafiza
MENI Nur

3 ESP
MACHO Loreto
ORDONEZ Miguel
SILVA Pablo
MONTEAGUDO Iago
MICHALOWICZ Jakub
ALONSO Jorge
NOVO Nerea
FEIJOO Lara
VILLAR Carmen
CONDE FRANCO Noa
LANDEIRA Antia
OURILLE Luis

4 HUN
REMENYI Gitta
BERNATH Eszter
KOCZKAS David
KORISANSZKY David
FEKETE Adam
KOVER Marton
SARKANY Reka
MATKOVICS Lili
SLIHOCZKI Adam
MOLNAR Rebeka
FEHER Anna
KIRSCNER Zoltan

Rank	NOC Code	Name
------	----------	------

5 CZE
JISKROVA Tereza
MACHACEK Jan
HIRSCH Robin
VECERKA Martin
JANDA Filip
SULAK Libor
HAGER Filip
HERMELY Gabriela
WERTHEIMEROVA Ema
BILKOVA Michaela
SPALKOVA Kristyna
VYORALOVA Monika

6 CHN
PENG Chun
ZENG Bolun
JI Shengchang
ZHANG Peng
WABU Youzhuacier
DONG Binrui
WU Shuhan
WU Siqu
YANG Jie
XU Jiayu
LUO Meng
WANG Shougang

7 TPE
WU Wei Ting
CHOU Chih-Wei
LEE Chun-Lin
LIN Sheng-Ru
CHUANG Ying-Chieh
CHEN Tzu-Hsien
CHEN Ie-En
CHOU Ching-Ting
LAHOK Iya
LIU Jen-Yu
CHIEN Cheng Yen
YIN Wan-Ting

8 THA
MOONKASEM Pranchalee
SANGTHONG Vipavas
KREEPKAMRAI Natthapon
SANGPAN Chitsanupong
FAENGNOI Suradet
BORRIBOONWASIN Kasemsit
WANNAMANEE Phakdee
CHAIKAN Jaruan
KAWSRI Praewpan
PORADOK Sukanya
NOPSRI Nipaporn
BOON-EM Sukon



Event Ranking

REVISED
10 AUG 11:25

As of SUN 10 AUG 2025

Rank	NOC Code	Name
9	MYA	OO Thidar KO KO Tin MAUNG Yu Ya KYAW Saw Naing Lin LIN Tun Tun AUNG Pyae Sone KYAW Soe Soe CHAW Ei Ei PHYU Nway Ei HTWE Hla Hla HTWE Win Win OO Wai Yan
10	PHI	GOESAERT Katherine ARSENIO Jims Vencent MASBATE Roger Kenneth BARCA John Rey PANTALEON Roberto REFORMINA Alfred BALIGASA Lealyn QUINONES Jonnalyn DABAN Roda ESGUERRA Rosalyn BARCA Joanna PELAGIO John James
11	KOR	BYUN Eunjeong LEE Sumin YEO Sechang PARK Chulwoong SON Jeongho LEE Jaeyoung NOH Yeonjin CHOI Bora CHOI Sieun HONG Seojin LEE Minu CHOI Wooyeong
12	CAM	TOCH Raksa OEUN Sensethya HOEURN Kimhor SOK Kakada VUTHA Ratana KOEM Som PHORN Sivelinh SOKHA Ratha BOUN Manin NAK Sreymov SOKHA Leakena LA Soknim

Legend:
DSQ Disqualified



Medallists

Medal	NOC	Name
GOLD	UKR - Ukraine	MATVIIENKO Olesia SVYRYDIUK Viktor VERKHOVETSKYI Mykola BARDASHEVSKYI Yurii SEMIENIUK Serhii KALMUS Oleksandr KUKHARUK Danylo MAZURENKO Anastasiia BURAHO Olha ZHYHAILO Snizhana PETRENKO Kateryna SKVORTSOVA Olena
SILVER	INA - Indonesia	ANDRIYANI Riska MUGI Harjito SUTRISNO IRWAN DAPIT KUSWANDI Roby DAYUMIN RESKI Wahyuni MARYATI YUDA Firmansyah NADIA Hafiza MENI Nur
BRONZE	ESP - Spain	MACHO Loreto ORDONEZ Miguel SILVA Pablo MONTEAGUDO Iago MICHALOWICZ Jakub ALONSO Jorge NOVO Nerea FEIJOO Lara VILLAR Carmen CONDE FRANCO Noa LANDEIRA Antia OURILLE Luis



Start List

Start Order	Bib	Final Race 24 11:00		
1		ESP 11:00:00 60 MACHO Loreto 53 ORDONEZ Miguel 56 SILVA Pablo 52 MONTEAGUDO Iago 51 MICHALOWICZ Jakub 49 ALONSO Jorge	61 NOVO Nerea 58 FEIJOO Lara 62 VILLAR Carmen 57 CONDE FRANCO Noa 59 LANDEIRA Antia 54 OURILLE Luis	
2		TPE 11:00:10 186 WU Wei Ting 176 CHOU Chih-Wei 179 LEE Chun-Lin 181 LIN Sheng-Ru 177 CHUANG Ying-Chieh 174 CHEN Tzu-Hsien	182 CHEN Ie-En 183 CHOU Ching-Ting 184 LAHOK Iya 185 LIU Jen-Yu 175 CHIEN Cheng Yen 187 YIN Wan-Ting	
3		HUN 11:00:20 84 REMENYI Gitta 79 BERNATH Eszter 73 KOCZKAS David 74 KORISANSZKY David 71 FEKETE Adam 75 KOVER Marton	85 SARKANY Reka 81 MATKOVICS Lili 78 SLIHOCZKI Adam 82 MOLNAR Rebeka 80 FEHER Anna 72 KIRSCNER Zoltan	
4		MYA 11:00:30 135 OO Thidar 120 KO KO Tin 124 MAUNG Yu Ya 121 KYAW Saw Naing Lin 122 LIN Tun Tun 119 AUNG Pyae Sone	134 KYAW Soe Soe 131 CHAW Ei Ei 136 PHYU Nway Ei 132 HTWE Hla Hla 133 HTWE Win Win 128 OO Wai Yan	
5		CHN 11:00:40 30 PENG Chun 25 ZENG Bolun 19 Ji Shengchang 26 ZHANG Peng 22 WABU Youzhuaciel 18 DONG Binrui	31 WU Shuhan 32 WU Siqi 34 YANG Jie 33 XU Jiayu 29 LUO Meng 23 WANG Shougang	
6		UKR 11:00:50 198 MATVIENKO Olesia 194 SVYRYDIUK Viktor 195 VERKHOVETSKYI Mykola 188 BARDASHEVSKYI Yuri 193 SEMENIUK Serhii 189 KALMUS Oleksandr	190 KUKHARUK Danylo 199 MAZURENKO Anastasiia 196 BURAKHO OIha 202 ZHYHALO Snizhana 200 PETRENKO Kateryna 201 SKVORTSOVA Olena	
7		THA 11:01:00 169 MOONKASEM Pranchalee 172 SANGTHONG Vipavas 160 KREEPKAMRAI Natthapon 161 SANGPAN Chitsanupong 156 FAENGNOI Suradet 155 BORRIBOONWASIN Kasemsit	164 WANNAMANE Phakdee 165 CHAIKAN Jaruan 168 KAWSRI Praewpan 171 PORADOK Sukanya 170 NOPSRI Nipaporn 154 BOON-EM Sukon	
8		INA 11:01:10 95 ANDRIYANI Riska 92 MUGI Harjito 93 SUTRISNO 88 IRWAN 87 DAPIT 90 KUSWANDI Roby	96 DAYUMIN 101 RESKI Wahyuni 98 MARYATI 94 YUDA Firmansyah 100 NADIA Hafiza 99 MENI Nur	
9		CZE 11:01:20 44 JISKROVA Tereza 39 MACHACEK Jan 37 HIRSCH Robin 41 VECERKA Martin 38 JANDA Filip 40 SULAK Libor	36 HAGER Filip 43 HERMELY Gabriela 48 WERTHEIMEROVA Ema 42 BILKOVA Michaela 46 SPALKOVA Kristyna 47 VYORALOVA Monika	
10		CAM 11:01:30 14 TOCH Raksa 5 OEUN Sensehya 1 HOEURN Kimhor 6 SOK Kakada 8 VUTHA Ratana 2 KOEM Som	11 PHORN Sivelinh 13 SOKHA Ratha 9 BOUN Manin 10 NAK Sreymov 12 SOKHA Leakena 4 LA Soknim	
11		PHI 11:01:40 148 GOESAERT Katherine 137 ARSENO Jims Vencent 139 MASBATE Roger Kenneth 138 BARCA John Rey 140 PANTALEON Roberto 142 REFORMINA Alfred	143 BALIGASA Lealyn 150 QUINONES Jonnalyn 145 DABAN Roda 147 ESGUERRA Rosalyn 144 BARCA Joanna 141 PELAGIO John James	
12		KOR 11:01:50 111 BYUN Eunjeong 115 LEE Sumin 110 YEO Sechang 108 PARK Chulwoong 109 SON Jeongho 105 LEE Jaeyoung	116 NOH Yeonjin 112 CHOI Bora 113 CHOI Siun 114 HONG Seojin 106 LEE Minu 103 CHOI Wooyeong	



Results

Race 24

REVISED
10 AUG 11:20

Rank	Lane	NOC Code	Bib	Name	2000m
1	6	UKR	198	MATVIENKO Olesia	9:19.87
			194	SVYRYDIUK Viktor	
			195	VERKHOVETSKYI Mykola	
			188	BARDASHEVSKYI Yurii	
			193	SEMENIUK Serhii	
			189	KALMUS Oleksandr	
			190	KUKHARUK Danylo	
			199	MAZURENKO Anastasiia	
			196	BURAH OIha	
			202	ZHYHAILO Snizhana	
			200	PETRENKO Kateryna	
			201	SKVORTSOVA Olena	
2	8	INA	95	ANDRIYANI Riska	9:22.43
			92	MUGI Harjito	
			93	SUTRISNO	2.56
			88	IRWAN	
			87	DAPIT	
			90	KUSWANDI Roby	
			96	DAYUMIN	
			101	RESKI Wahyuni	
			98	MARYATI	
			94	YUDA Firmansyah	
			100	NADIA Hafiza	
			99	MENI Nur	
3	1	ESP	60	MACHO Loreto	9:23.84
			53	ORDONEZ Miguel	
			56	SILVA Pablo	3.97
			52	MONTEAGUDO Iago	
			51	MICHALOWICZ Jakub	
			49	ALONSO Jorge	
			61	NOVO Nerea	
			58	FEIJOO Lara	
			62	VILLAR Carmen	
			57	CONDE FRANCO Noa	
			59	LANDEIRA Antia	
			54	OURILLE Luis	
4	3	HUN	84	REMENYI Gitta	9:26.57
			79	BERNATH Eszter	
			73	KOCZKAS David	6.70
			74	KORISANSZKY David	
			71	FEKETE Adam	
			75	KOVER Marton	
			85	SARKANY Reka	
			81	MATKOVICS Lili	
			78	SLIHOCZKI Adam	
			82	MOLNAR Rebeka	
			80	FEHER Anna	
			72	KIRSCNER Zoltan	



Results

Race 24

REVISED
10 AUG 11:20

Rank	Lane	NOC Code	Bib	Name	2000m
5	9	CZE	44	JISKROVA Tereza	9:28.09
			39	MACHACEK Jan	
			37	HIRSCH Robin	8.22
			41	VECERKA Martin	
			38	JANDA Filip	
			40	SULAK Libor	
			36	HAGER Filip	
			43	HERMELY Gabriela	
			48	WERTHEIMEROVA Ema	
			42	BILKOVA Michaela	
			46	SPALKOVA Kristyna	
			47	VYORALOVA Monika	
6	5	CHN	30	PENG Chun	9:28.80
			25	ZENG Bolun	
			19	JI Shengchang	8.93
			26	ZHANG Peng	
			22	WABU Youzhuaciel	
			18	DONG Binrui	
			31	WU Shuhan	
			32	WU Siqi	
			34	YANG Jie	
			33	XU Jiayu	
			29	LUO Meng	
			23	WANG Shougang	
7	2	TPE	186	WU Wei Ting	9:29.04
			176	CHOU Chih-Wei	
			179	LEE Chun-Lin	9.17
			181	LIN Sheng-Ru	
			177	CHUANG Ying-Chieh	
			174	CHEN Tzu-Hsien	
			182	CHEN Ie-En	
			183	CHOU Ching-Ting	
			184	LAHOK Iya	
			185	LIU Jen-Yu	
			175	CHIEN Cheng Yen	
			187	YIN Wan-Ting	
8	7	THA	169	MOONKASEM Pranchalee	9:31.06
			172	SANGTHONG Vipavas	
			160	KREEPKAMRAI Natthapon	11.19
			161	SANGPAN Chitsanupong	
			156	FAENGNOI Suradet	
			155	BORRIBOONWASIN Kasemsit	
			164	WANNAMANEE Phakdee	
			165	CHAIKAN Jaruwan	
			168	KAWSRI Praewpan	
			171	PORADOK Sukanya	
			170	NOPSRI Nipaporn	
			154	BOON-EM Sukon	



Results

Race 24

REVISED
10 AUG 11:20

Rank	Lane	NOC Code	Bib	Name	2000m
9	4	MYA	135	OO Thidar	9:33.86
			120	KO KO Tin	
			124	MAUNG Yu Ya	13.99
			121	KYAW Saw Naing Lin	
			122	LIN Tun Tun	
			119	AUNG Pyae Sone	
			134	KYAW Soe Soe	
			131	CHAW Ei Ei	
			136	PHYU Nway Ei	
			132	HTWE Hla Hla	
			133	HTWE Win Win	
			128	OO Wai Yan	
10	11	PHI	148	GOESAERT Katherine	9:40.57
			137	ARSENIO Jims Vencent	
			139	MASBATE Roger Kenneth	20.70
			138	BARCA John Rey	
			140	PANTALEON Roberto	
			142	REFORMINA Alfred	
			143	BALIGASA Lealyn	
			150	QUINONES Jonnalyn	
			145	DABAN Roda	
			147	ESGUERRA Rosalyn	
			144	BARCA Joanna	
			141	PELAGIO John James	
11	12	KOR	111	BYUN Eunjeong	10:00.71
			115	LEE Sumin	
			110	YEO Sechang	40.84
			108	PARK Chulwoong	
			109	SON Jeongho	
			105	LEE Jaeyoung	
			116	NOH Yeonjin	
			112	CHOI Bora	
			113	CHOI Sieun	
			114	HONG Seojin	
			106	LEE Minu	
			103	CHOI Wooyeong	
10	CAM		14	TOCH Raksa	DSQ
			5	OEUN Sensethya	
			1	HOEURN Kimhor	
			6	SOK Kakada	
			8	VUTHA Ratana	
			2	KOEM Som	
			11	PHORN Sivelinh	
			13	SOKHA Ratha	
			9	BOUN Manin	
			10	NAK Sreymov	
			12	SOKHA Leakena	
			4	LA Soknim	

Legend:
DSQ Disqualified



DRONE SPORTS

RESULTS BOOK

TABLE OF CONTENTS




16	Drone Sports	1724
16.1	Table of Contents	1725
16.2	Competition Schedule	1729
16.3	Number of Entries by NOC	1730
16.4	Entry List by NOC	1731
16.5	Medallists by Event	1732
16.6	Medal Standings	1733
16.7	Drone Racing	1734
16.7.1	Medallists	1735
16.7.2	Final	1736
16.7.2.1	Start List Summary	1736
16.7.2.2	Race 1 Results	1737
16.7.2.3	Race 2 Results	1738
16.7.2.4	Race 3 Results	1739
16.7.2.5	Results Summary	1740
16.7.3	Repechage Round 6	1741
16.7.3.1	Start List Summary	1741
16.7.3.2	Race Results	1742
16.7.3.3	Results Summary	1743
16.7.4	Semifinal	1744
16.7.4.1	Start List Summary	1744
16.7.4.2	Race Results	1745
16.7.4.3	Results Summary	1746
16.7.5	Repechage Round 5	1747
16.7.5.1	Start List Summary	1747
16.7.5.2	Race Results	1748
16.7.5.3	Results Summary	1749
16.7.6	Repechage Round 4	1750
16.7.6.1	Start List Summary	1750
16.7.6.2	Race 1 Results	1751
16.7.6.3	Race 2 Results	1752
16.7.6.4	Results Summary	1753
16.7.7	Quarterfinal	1754
16.7.7.1	Start List Summary	1754
16.7.7.2	Race 1 Results	1755
16.7.7.3	Race 2 Results	1756
16.7.7.4	Results Summary	1757

RESULTS BOOK

TABLE OF CONTENTS

16.7.8	Repechage Round 3	1758
16.7.8.1	Start List Summary	1758
16.7.8.2	Race 1 Results	1759
16.7.8.3	Race 2 Results	1760
16.7.8.4	Results Summary	1761
16.7.9	Repechage Round 2	1762
16.7.9.1	Start List Summary	1762
16.7.9.2	Race 1 Results	1763
16.7.9.3	Race 2 Results	1764
16.7.9.4	Race 3 Results	1765
16.7.9.5	Race 4 Results	1766
16.7.9.6	Results Summary	1767
16.7.10	Round of 16	1768
16.7.10.1	Start List Summary	1768
16.7.10.2	Race 1 Results	1769
16.7.10.3	Race 2 Results	1770
16.7.10.4	Race 3 Results	1771
16.7.10.5	Race 4 Results	1772
16.7.10.6	Results Summary	1773
16.7.11	Repechage Round 1	1774
16.7.11.1	Start List Summary	1774
16.7.11.2	Race 1 Results	1775
16.7.11.3	Race 2 Results	1776
16.7.11.4	Race 3 Results	1777
16.7.11.5	Race 4 Results	1778
16.7.11.6	Results Summary	1779
16.7.12	Round of 32	1780
16.7.12.1	Start List Summary	1780
16.7.12.2	Race 1 Results	1781
16.7.12.3	Race 2 Results	1782
16.7.12.4	Race 3 Results	1783
16.7.12.5	Race 4 Results	1784
16.7.12.6	Race 5 Results	1785
16.7.12.7	Race 6 Results	1786
16.7.12.8	Race 7 Results	1787
16.7.12.9	Race 8 Results	1788
16.7.12.10	Results Summary	1789
16.7.13	Qualification	1790
16.7.13.1	Round 1 Start List	1790
16.7.13.2	Round 2 Start List	1791
16.7.13.3	Round 3 Start List	1792
16.7.13.4	Round 4 Start List	1793
16.7.13.5	Round 5 Start List	1794
16.7.13.6	Results	1795




Competition Schedule

As of WED 13 AUG 2025

Date	Start Time	Event
THU 14 AUG	09:30	Qualification Round 1
	10:49	Qualification Round 2
	17:30	Qualification Round 3
	18:49	Qualification Round 4
	20:23	Qualification Round 5
FRI 15 AUG	17:45	Drone Racing Round of 32 (8 Races)
	19:04	Drone Racing Repechage Round 1 (4 Races)
	20:30	Drone Racing Round of 16 (4 Races)
	21:17	Drone Racing Repechage Round 2 (4 Races)
SAT 16 AUG	17:30	Drone Racing Repechage Round 3 (2 Races)
	18:01	Drone Racing Quarterfinal (2 Races)
	18:32	Drone Racing Repechage Round 4, Round 5 (3 Races)
	19:11	Drone Racing Semifinal (1 Race)
	19:34	Drone Racing Repechage Round 6 (1 Race)
	20:10	Drone Racing Final

Notes:


Please check online for more details and the latest updates.



Number of Entries by NOC

As of WED 13 AUG 2025


NOC	Athlete Total
AUT - Austria	1
BEL - Belgium	1
CHN - People's Republic of China	3
CZE - Czechia	1
ESP - Spain	2
FRA - France	2
GER - Germany	2
HKG - Hong Kong, China	1
HUN - Hungary	1
ITA - Italy	1
JPN - Japan	2
KOR - Republic of Korea	4
LAT - Latvia	2
LIE - Liechtenstein	1
POL - Poland	1
ROU - Romania	1
SRB - Serbia	1
THA - Thailand	1
TUR - Türkiye	1
USA - United States of America	2
Total:20	31



Entry List by NOC

As of WED 13 AUG 2025


NOC	Name	Date of Birth
AUT - Austria	SCHWARZ Patrick	4 AUG 1993
BEL - Belgium	PELLICHERO Maximilien	25 OCT 2002
CHN - China	HE Yutong	18 DEC 2007
	HUANG Yueqi	8 AUG 2007
	LI Tianxing	22 MAY 2012
CZE - Czechia	SPACEK David	22 NOV 1992
ESP - Spain	MARTINEZ VILLARES Rodrigo	4 JAN 2003
	MAYANS CERVERA Vicent	26 DEC 2004
FRA - France	COUAILLES Dorian	6 JUL 2005
	ROUSSEAU Killian	8 OCT 2004
GER - Germany	SCHRODER Arvin	10 MAR 2010
	STROHMEIER Felix	9 JUL 2008
HKG - Hong Kong, China	KWAN Chun Yan	16 MAY 2008
HUN - Hungary	RONTO Roland	28 MAR 1995
ITA - Italy	RIZZO Luisa	9 AUG 2002
JPN - Japan	HASHIMOTO Yuki	6 JUN 2007
	SATO Hina	12 AUG 2007
KOR - Korea	CHOI Wongyun	30 JUL 2008
	KIM Minjae	29 JUL 2008
	KIM Taeyang	25 JAN 2008
	MO Gayeon	24 OCT 2000
LAT - Latvia	MISEVICS Elmars	9 MAY 2008
	PETERSONS Tomass	16 FEB 1996
LIE - Liechtenstein	SCHAPPER Marvin	3 MAY 2006
POL - Poland	LASZCZAK Pawel	3 MAR 2003
ROU - Romania	GRUNNER Ali	30 JAN 1990
SRB - Serbia	ASTAKHOVA Nataliia	13 AUG 1991
THA - Thailand	WANNAPONG Wanraya	3 FEB 2007
TUR - Türkiye	TUZUN Nazim	2 JUN 2005
USA - United States	AMES Kalli	10 AUG 2006
	CAPOBRES Jacob	27 JUN 2006



Medallists by Event

As of SAT 16 AUG 2025

Event	Date	Medal	Name	NOC
Drone Racing	SAT 16 AUG	GOLD	HASHIMOTO Yuki	JPN
		SILVER	KWAN Chun Yan	HKG
		BRONZE	KIM Minjae	KOR



Medal Standings

As of SAT 16 AUG 2025

After 1 of 1 Event


Rank	NOC	Mixed				Rank by Total
		G	S	B	Tot	
1	JPN - Japan	1			1	=1
2	HKG - Hong Kong, China		1		1	=1
3	KOR - Republic of Korea			1	1	=1
	Total:	1	1	1	3	

Legend:					
=	Equal sign indicates that two or more NOCs share the same rank by total			B	Bronze
				G	Gold
				S	Silver
Tot	Total				




DRONE SPORTS

Drone Racing



Medallists


Medal	Name	NOC
GOLD	HASHIMOTO Yuki	JPN - Japan
SILVER	KWAN Chun Yan	HKG - Hong Kong, China
BRONZE	KIM Minjae	KOR - Republic of Korea



Start List Summary

As of SAT 16 AUG 2025

Lane	Name	NOC Code	Gender
Final Race 1			
1	KWAN Chun Yan	HKG - Hong Kong, China	Male
2	HASHIMOTO Yuki	JPN - Japan	Male
3	KIM Minjae	KOR - Korea	Male
4	SCHAPPER Marvin	LIE - Liechtenstein	Male
Final Race 2			
1	KWAN Chun Yan	HKG - Hong Kong, China	Male
2	HASHIMOTO Yuki	JPN - Japan	Male
3	KIM Minjae	KOR - Korea	Male
4	SCHAPPER Marvin	LIE - Liechtenstein	Male
Final Race 3			
1	KWAN Chun Yan	HKG - Hong Kong, China	Male
2	HASHIMOTO Yuki	JPN - Japan	Male
3	KIM Minjae	KOR - Korea	Male
4	SCHAPPER Marvin	LIE - Liechtenstein	Male



Results

As of SAT 16 AUG 2025

Rank	Name	NOC Code	Time	Remark
1	KIM Minjae	KOR	1:16.291	
2	SCHAPPER Marvin	LIE	1:18.572	
3	KWAN Chun Yan	HKG	1:23.868	
4	HASHIMOTO Yuki	JPN	00.000	DNF

Legend:

DNF Did not Finish




Results

As of SAT 16 AUG 2025

Rank	Name	NOC Code	Time	Remark
1	HASHIMOTO Yuki	JPN	1:20.379	
2	KWAN Chun Yan	HKG	1:24.332	
3	KIM Minjae	KOR	1:46.084	
4	SCHAPPER Marvin	LIE	00.000	DNF

Legend:

DNF Did not Finish



Results

As of SAT 16 AUG 2025

Rank	Name	NOC Code	Time	Remark
1	HASHIMOTO Yuki	JPN	1:28.337	
2	KWAN Chun Yan	HKG	1:30.889	
3	SCHAPPER Marvin	LIE	00.000	DNS
4	KIM Minjae	KOR	00.000	DNS

Legend:

DNS Did not Start




Results Summary

As of SAT 16 AUG 2025

Rank	Name	NOC Code	Time	Remark
Final Race 1				
1	KIM Minjae	KOR	1:16.291	
2	SCHAPPER Marvin	LIE	1:18.572	
3	KWAN Chun Yan	HKG	1:23.868	
4	HASHIMOTO Yuki	JPN	00.000	DNF
Final Race 2				
1	HASHIMOTO Yuki	JPN	1:20.379	
2	KWAN Chun Yan	HKG	1:24.332	
3	KIM Minjae	KOR	1:46.084	
4	SCHAPPER Marvin	LIE	00.000	DNF
Final Race 3				
1	HASHIMOTO Yuki	JPN	1:28.337	
2	KWAN Chun Yan	HKG	1:30.889	
3	SCHAPPER Marvin	LIE	00.000	DNS
4	KIM Minjae	KOR	00.000	DNS

Legend:

DNS Did not Start **DNF** Did not Finish **DQB** Disqualified for unsportsmanlike behaviour



Start List Summary

As of SAT 16 AUG 2025

Lane	Name	NOC Code	Gender
Repechage Round 6 Race			
1	ROUSSEAU Killian	FRA - France	Male
2	SCHAPPER Marvin	LIE - Liechtenstein	Male
3	KWAN Chun Yan	HKG - Hong Kong, China	Male
4	LASZCZAK Pawel	POL - Poland	Male




Results

As of SAT 16 AUG 2025

Rank	Name	NOC Code	Time	Remark
1	SCHAPPER Marvin	LIE	1:22.336	Q
2	KWAN Chun Yan	HKG	1:38.631	Q
3	ROUSSEAU Killian	FRA	00.000	DNF
4	LASZCZAK Pawel	POL	00.000	DNF

Legend:

DNF Did not Finish **Q** Qualified



Results Summary

As of SAT 16 AUG 2025


Rank	Name	NOC Code	Time	Remark
------	------	----------	------	--------

Repechage Round 6 Race

1	SCHAPPER Marvin	LIE	1:22.336	Q
2	KWAN Chun Yan	HKG	1:38.631	Q
3	ROUSSEAU Killian	FRA	00.000	DNF
4	LASZCZAK Pawel	POL	00.000	DNF

Legend:


DNF	Did not Finish	DQB	Disqualified for unsportsmanlike behaviour	Q	Qualified
------------	----------------	------------	--	----------	-----------



Start List Summary

As of SAT 16 AUG 2025

Lane	Name	NOC Code	Gender
Semifinal Race			
1	ROUSSEAU Killian	FRA - France	Male
2	KIM Minjae	KOR - Korea	Male
3	HASHIMOTO Yuki	JPN - Japan	Male
4	LASZCZAK Pawel	POL - Poland	Male



Results

As of SAT 16 AUG 2025

Rank	Name	NOC Code	Time	Remark
1	KIM Minjae	KOR	1:15.527	Q
2	HASHIMOTO Yuki	JPN	1:19.349	Q
3	ROUSSEAU Killian	FRA	1:21.432	
4	LASZCZAK Pawel	POL	1:30.380	

Legend:

Q Qualified



Results Summary

As of SAT 16 AUG 2025


Rank	Name	NOC Code	Time	Remark
------	------	-------------	------	--------

Semifinal Race

1	KIM Minjae	KOR	1:15.527	Q
2	HASHIMOTO Yuki	JPN	1:19.349	Q
3	ROUSSEAU Killian	FRA	1:21.432	
4	LASZCZAK Pawel	POL	1:30.380	

Legend:

Q Qualified



Start List Summary

As of SAT 16 AUG 2025

Lane	Name	NOC Code	Gender
Repechage Round 5 Race			
1	SCHAPPER Marvin	LIE - Liechtenstein	Male
2	KWAN Chun Yan	HKG - Hong Kong, China	Male
3	HE Yutong	CHN - China	Female
4	HUANG Yueqi	CHN - China	Male




Results

As of SAT 16 AUG 2025

Rank	Name	NOC Code	Time	Remark
1	SCHAPPER Marvin	LIE	1:25.898	Q
2	KWAN Chun Yan	HKG	1:29.883	Q
3	HE Yutong	CHN	1:32.735	
4	HUANG Yueqi	CHN	1:33.796	

Legend:

Q Qualified



Results Summary

As of SAT 16 AUG 2025

Rank	Name	NOC Code	Time	Remark
------	------	----------	------	--------

Repechage Round 5 Race

1	SCHAPPER Marvin	LIE	1:25.898	Q
2	KWAN Chun Yan	HKG	1:29.883	Q
3	HE Yutong	CHN	1:32.735	
4	HUANG Yueqi	CHN	1:33.796	

Legend:


Q Qualified



Start List Summary

As of SAT 16 AUG 2025

Lane	Name	NOC Code	Gender
Repechage Round 4 Race 1			
1	CHOI Wongyun	KOR - Korea	Male
2	PETERSONS Tomass	LAT - Latvia	Male
3	KWAN Chun Yan	HKG - Hong Kong, China	Male
4	SCHAPPER Marvin	LIE - Liechtenstein	Male
Repechage Round 4 Race 2			
1	TUZUN Nazim	TUR - Türkiye	Male
2	KIM Taeyang	KOR - Korea	Male
3	HE Yutong	CHN - China	Female
4	HUANG Yueqi	CHN - China	Male




Results

As of SAT 16 AUG 2025

Rank	Name	NOC Code	Time	Remark
1	KWAN Chun Yan	HKG	1:32.999	Q
2	SCHAPPER Marvin	LIE	1:35.523	Q
3	PETERSONS Tomass	LAT	1:50.128	
4	CHOI Wongyun	KOR	00.000	DNF

Legend:

DNF Did not Finish **Q** Qualified




Results

As of SAT 16 AUG 2025

Rank	Name	NOC Code	Time	Remark
1	HE Yutong	CHN	1:36.704	Q
2	HUANG Yueqi	CHN	1:40.199	Q
3	TUZUN Nazim	TUR	00.000	DNF
4	KIM Taeyang	KOR	00.000	DNF

Legend:

DNF Did not Finish **Q** Qualified



Results Summary

As of SAT 16 AUG 2025

Rank	Name	NOC Code	Time	Remark
Repechage Round 4 Race 1				
1	KWAN Chun Yan	HKG	1:32.999	Q
2	SCHAPPER Marvin	LIE	1:35.523	Q
3	PETERSONS Tomass	LAT	1:50.128	
4	CHOI Wongyun	KOR	00.000	DNF
Repechage Round 4 Race 2				
1	HE Yutong	CHN	1:36.704	Q
2	HUANG Yueqi	CHN	1:40.199	Q
3	TUZUN Nazim	TUR	00.000	DNF
4	KIM Taeyang	KOR	00.000	DNF


Legend:				
DNF	Did not Finish	DQB	Disqualified for unsportsmanlike behaviour	Q Qualified



Start List Summary

As of FRI 15 AUG 2025

Lane	Name	NOC Code	Gender
Quarterfinal Race 1			
1	ROUSSEAU Killian	FRA - France	Male
2	KIM Minjae	KOR - Korea	Male
3	CHOI Wongyun	KOR - Korea	Male
4	HUANG Yueqi	CHN - China	Male
Quarterfinal Race 2			
1	LASZCZAK Pawel	POL - Poland	Male
2	SCHAPPER Marvin	LIE - Liechtenstein	Male
3	TUZUN Nazim	TUR - Türkiye	Male
4	HASHIMOTO Yuki	JPN - Japan	Male



Results

As of SAT 16 AUG 2025

Rank	Name	NOC Code	Time	Remark
1	KIM Minjae	KOR	1:18.206	Q
2	ROUSSEAU Killian	FRA	1:22.760	Q
3	CHOI Wongyun	KOR	1:22.821	
4	HUANG Yueqi	CHN	00.000	DNF

Legend:

DNF Did not Finish **Q** Qualified




Results

As of SAT 16 AUG 2025

Rank	Name	NOC Code	Time	Remark
1	HASHIMOTO Yuki	JPN	1:31.087	Q
2	LASZCZAK Pawel	POL	1:34.539	Q
3	TUZUN Nazim	TUR	00.000	DNF
4	SCHAPPER Marvin	LIE	00.000	DNF

Legend:

DNF Did not Finish **Q** Qualified



Results Summary

As of SAT 16 AUG 2025

Rank	Name	NOC Code	Time	Remark
Quarterfinal Race 1				
1	KIM Minjae	KOR	1:18.206	Q
2	ROUSSEAU Killian	FRA	1:22.760	Q
3	CHOI Wongyun	KOR	1:22.821	
4	HUANG Yueqi	CHN	00.000	DNF
Quarterfinal Race 2				
1	HASHIMOTO Yuki	JPN	1:31.087	Q
2	LASZCZAK Pawel	POL	1:34.539	Q
3	TUZUN Nazim	TUR	00.000	DNF
4	SCHAPPER Marvin	LIE	00.000	DNF

Legend:


DNF Did not Finish **DQB** Disqualified for unsportsmanlike behaviour **Q** Qualified



Start List Summary

As of FRI 15 AUG 2025

Lane	Name	NOC Code	Gender
Repechage Round 3 Race 1			
1	SCHRODER Arvin	GER - Germany	Male
2	HE Yutong	CHN - China	Female
3	COUAILLES Dorian	FRA - France	Male
4	PETERSONS Tomass	LAT - Latvia	Male
Repechage Round 3 Race 2			
1	KIM Taeyang	KOR - Korea	Male
2	KWAN Chun Yan	HKG - Hong Kong, China	Male
3	CAPOBRES Jacob	USA - United States	Male
4	MISEVICS Elmars	LAT - Latvia	Male




Results

As of SAT 16 AUG 2025

Rank	Name	NOC Code	Time	Remark
1	PETERSONS Tomass	LAT	1:34.113	Q
2	HE Yutong	CHN	1:34.546	Q
3	SCHRODER Arvin	GER	1:34.686	
4	COUAILLES Dorian	FRA	00.000	DNF

Legend:

DNF Did not Finish **Q** Qualified




Results

As of SAT 16 AUG 2025

Rank	Name	NOC Code	Time	Remark
1	KIM Taeyang	KOR	1:29.761	Q
2	KWAN Chun Yan	HKG	1:35.176	Q
3	MISEVICS Elmars	LAT	2:00.682	
4	CAPOBRES Jacob	USA	00.000	DNF

Legend:

DNF Did not Finish **Q** Qualified



Results Summary

As of SAT 16 AUG 2025

Rank	Name	NOC Code	Time	Remark
Repechage Round 3 Race 1				
1	PETERSONS Tomass	LAT	1:34.113	Q
2	HE Yutong	CHN	1:34.546	Q
3	SCHRODER Arvin	GER	1:34.686	
4	COUAILLES Dorian	FRA	00.000	DNF
Repechage Round 3 Race 2				
1	KIM Taeyang	KOR	1:29.761	Q
2	KWAN Chun Yan	HKG	1:35.176	Q
3	MISEVICS Elmars	LAT	2:00.682	
4	CAPOBRES Jacob	USA	00.000	DNF

Legend:


DNF Did not Finish **DQB** Disqualified for unsportsmanlike behaviour **Q** Qualified



Start List Summary

As of FRI 15 AUG 2025

Lane	Name	NOC Code	Gender
Repechage Round 2 Race 1			
1	MAYANS CERVERA Vicent	ESP - Spain	Male
2	SATO Hina	JPN - Japan	Female
3	KIM Taeyang	KOR - Korea	Male
4	HE Yutong	CHN - China	Female
Repechage Round 2 Race 2			
1	WANNAPONG Wanraya	THA - Thailand	Female
2	ASTAKHOVA Nataliia	SRB - Serbia	Female
3	COUAILLES Dorian	FRA - France	Male
4	MISEVICS Elmars	LAT - Latvia	Male
Repechage Round 2 Race 3			
1	KWAN Chun Yan	HKG - Hong Kong, China	Male
2	MARTINEZ VILLARES Rodrigo	ESP - Spain	Male
3	STROHMEIER Felix	GER - Germany	Male
4	SCHRODER Arvin	GER - Germany	Male
Repechage Round 2 Race 4			
1	CAPOBRES Jacob	USA - United States	Male
2	PELLICHERO Maximilien	BEL - Belgium	Male
3	LI Tianxing	CHN - China	Female
4	PETERSONS Tomass	LAT - Latvia	Male



Results

As of FRI 15 AUG 2025

Rank	Name	NOC Code	Time	Remark
1	HE Yutong	CHN	00.000	DNF
2	KIM Taeyang	KOR	00.000	DNF
3	MAYANS CERVERA Vicent	ESP	00.000	DNF
4	SATO Hina	JPN	00.000	DNF

Legend:

DNF Did not Finish




Results

As of FRI 15 AUG 2025

Rank	Name	NOC Code	Time	Remark
1	COUAILLES Dorian	FRA	1:42.386	Q
2	MISEVICS Elmars	LAT	1:46.421	Q
3	WANNAPONG Wanraya	THA	1:48.172	
4	ASTAKHOVA Nataliia	SRB	2:03.606	

Legend:

Q Qualified



Results

As of FRI 15 AUG 2025

Rank	Name	NOC Code	Time	Remark
1	KWAN Chun Yan	HKG	1:41.461	Q
2	SCHRODER Arvin	GER	1:44.144	Q
3	MARTINEZ VILLARES Rodrigo	ESP	1:44.694	
4	STROHMEIER Felix	GER	00.000	DNF

Legend:

DNF Did not Finish **Q** Qualified



Results

As of FRI 15 AUG 2025

Rank	Name	NOC Code	Time	Remark
1	CAPOBRES Jacob	USA	1:35.786	Q
2	PETERSONS Tomass	LAT	1:41.964	Q
3	PELLICHERO Maximilien	BEL	1:46.337	
4	LI Tianxing	CHN	00.000	DNF

Legend:


DNF Did not Finish **Q** Qualified

Timing and Results provided by Tissot

DROXINDIVID-----REP2000400--_73 v1.0

Report Created FRI 15 AUG 2025 21:47

Page 1/1



Results Summary

As of FRI 15 AUG 2025

Rank	Name	NOC Code	Time	Remark
Repechage Round 2 Race 1				
1	HE Yutong	CHN	00.000	DNF
2	KIM Taeyang	KOR	00.000	DNF
3	MAYANS CERVERA Vicent	ESP	00.000	DNF
4	SATO Hina	JPN	00.000	DNF
Repechage Round 2 Race 2				
1	COUAILLES Dorian	FRA	1:42.386	Q
2	MISEVICS Elmars	LAT	1:46.421	Q
3	WANNAPONG Wanraya	THA	1:48.172	
4	ASTAKHOVA Nataliia	SRB	2:03.606	
Repechage Round 2 Race 3				
1	KWAN Chun Yan	HKG	1:41.461	Q
2	SCHRODER Arvin	GER	1:44.144	Q
3	MARTINEZ VILLARES Rodrigo	ESP	1:44.694	
4	STROHMEIER Felix	GER	00.000	DNF
Repechage Round 2 Race 4				
1	CAPOBRES Jacob	USA	1:35.786	Q
2	PETERSONS Tomass	LAT	1:41.964	Q
3	PELLICHERO Maximilien	BEL	1:46.337	
4	LI Tianxing	CHN	00.000	DNF

Legend:


DNF Did not Finish **DQB** Disqualified for unsportsmanlike behaviour **Q** Qualified



Start List Summary

As of FRI 15 AUG 2025

Lane	Name	NOC Code	Gender
Round of 16 Race 1			
1	MAYANS CERVERA Vicent	ESP - Spain	Male
2	KIM Minjae	KOR - Korea	Male
3	ROUSSEAU Killian	FRA - France	Male
4	SCHRODER Arvin	GER - Germany	Male
Round of 16 Race 2			
1	HUANG Yueqi	CHN - China	Male
2	KWAN Chun Yan	HKG - Hong Kong, China	Male
3	CHOI Wongyun	KOR - Korea	Male
4	HE Yutong	CHN - China	Female
Round of 16 Race 3			
1	PETERSONS Tomass	LAT - Latvia	Male
2	SCHAPPER Marvin	LIE - Liechtenstein	Male
3	LASZCZAK Pawel	POL - Poland	Male
4	WANNAPONG Wanraya	THA - Thailand	Female
Round of 16 Race 4			
1	CAPOBRES Jacob	USA - United States	Male
2	TUZUN Nazim	TUR - Türkiye	Male
3	HASHIMOTO Yuki	JPN - Japan	Male
4	MISEVICS Elmars	LAT - Latvia	Male



Results

As of FRI 15 AUG 2025

Rank	Name	NOC Code	Time	Remark
1	KIM Minjae	KOR	1:25.164	Q
2	ROUSSEAU Killian	FRA	1:28.699	Q
3	MAYANS CERVERA Vicent	ESP	00.000	DNF
4	SCHRODER Arvin	GER	00.000	DNF

Legend:

DNF Did not Finish **Q** Qualified




Results

As of FRI 15 AUG 2025

Rank	Name	NOC Code	Time	Remark
1	CHOI Wongyun	KOR	1:30.399	Q
2	HUANG Yueqi	CHN	1:30.880	Q
3	KWAN Chun Yan	HKG	1:34.803	
4	HE Yutong	CHN	00.000	DNF

Legend:

DNF Did not Finish **Q** Qualified



Results

As of FRI 15 AUG 2025

Rank	Name	NOC Code	Time	Remark
1	SCHAPPER Marvin	LIE	1:32.756	Q
2	LASZCZAK Pawel	POL	1:34.527	Q
3	WANNAPONG Wanraya	THA	00.000	DNF
4	PETERSONS Tomass	LAT	00.000	DNF

Legend:

DNF Did not Finish **Q** Qualified




Results

As of FRI 15 AUG 2025

Rank	Name	NOC Code	Time	Remark
1	TUZUN Nazim	TUR	1:35.383	Q
2	HASHIMOTO Yuki	JPN	1:36.045	Q
3	CAPOBRES Jacob	USA	00.000	DNF
4	MISEVICS Elmars	LAT	00.000	DNF

Legend:

DNF Did not Finish **Q** Qualified



Results Summary

As of FRI 15 AUG 2025

Rank	Name	NOC Code	Time	Remark
Round of 16 Race 1				
1	KIM Minjae	KOR	1:25.164	Q
2	ROUSSEAU Killian	FRA	1:28.699	Q
3	MAYANS CERVERA Vicent	ESP	00.000	DNF
4	SCHRODER Arvin	GER	00.000	DNF
Round of 16 Race 2				
1	CHOI Wongyun	KOR	1:30.399	Q
2	HUANG Yueqi	CHN	1:30.880	Q
3	KWAN Chun Yan	HKG	1:34.803	
4	HE Yutong	CHN	00.000	DNF
Round of 16 Race 3				
1	SCHAPPER Marvin	LIE	1:32.756	Q
2	LASZCZAK Pawel	POL	1:34.527	Q
3	WANNAPONG Wanraya	THA	00.000	DNF
4	PETERSONS Tomass	LAT	00.000	DNF
Round of 16 Race 4				
1	TUZUN Nazim	TUR	1:35.383	Q
2	HASHIMOTO Yuki	JPN	1:36.045	Q
3	CAPOBRES Jacob	USA	00.000	DNF
4	MISEVICS Elmars	LAT	00.000	DNF


Legend:				
DNF	Did not Finish	DQB	Disqualified for unsportsmanlike behaviour	Q Qualified



Start List Summary

As of FRI 15 AUG 2025

Lane	Name	NOC Code	Gender
Repechage Round 1 Race 1			
2	RONTO Roland	HUN - Hungary	Male
3	LI Tianxing	CHN - China	Female
4	ASTAKHOVA Nataliia	SRB - Serbia	Female
Repechage Round 1 Race 2			
1	MO Gayeon	KOR - Korea	Female
2	PELLICHERO Maximilien	BEL - Belgium	Male
3	COUAILLES Dorian	FRA - France	Male
4	GRUNNER Ali	ROU - Romania	Male
Repechage Round 1 Race 3			
1	AMES Kalli	USA - United States	Female
2	SATO Hina	JPN - Japan	Female
3	STROHMEIER Felix	GER - Germany	Male
4	SPACEK David	CZE - Czechia	Male
Repechage Round 1 Race 4			
1	KIM Taeyang	KOR - Korea	Male
2	MARTINEZ VILLARES Rodrigo	ESP - Spain	Male
3	SCHWARZ Patrick	AUT - Austria	Male
4	RIZZO Luisa	ITA - Italy	Female




Results

As of FRI 15 AUG 2025

Rank	Name	NOC Code	Time	Remark
1	LI Tianxing	CHN	1:51.327	Q
2	ASTAKHOVA Nataliia	SRB	00.000	DNF
3	RONTO Roland	HUN	00.000	DNF

Legend:

DNF Did not Finish **Q** Qualified




Results

As of FRI 15 AUG 2025

Rank	Name	NOC Code	Time	Remark
1	COUAILLES Dorian	FRA	1:58.578	Q
2	PELLICHERO Maximilien	BEL	2:04.352	Q
3	GRUNNER Ali	ROU	00.000	DNF
4	MO Gayeon	KOR	00.000	DNF

Legend:

DNF Did not Finish **Q** Qualified



Results

As of FRI 15 AUG 2025

Rank	Name	NOC Code	Time	Remark
1	STROHMEIER Felix	GER	1:45.292	Q
2	SATO Hina	JPN	1:47.133	Q
3	SPACEK David	CZE	00.000	DNF
4	AMES Kalli	USA	00.000	DNF

Legend:

DNF Did not Finish **Q** Qualified




Results

As of FRI 15 AUG 2025

Rank	Name	NOC Code	Time	Remark
1	KIM Taeyang	KOR	1:46.986	Q
2	MARTINEZ VILLARES Rodrigo	ESP	1:48.247	Q
3	RIZZO Luisa	ITA	00.000	DNF
4	SCHWARZ Patrick	AUT	00.000	DNF

Legend:

DNF Did not Finish **Q** Qualified



Results Summary

As of FRI 15 AUG 2025

Rank	Name	NOC Code	Time	Remark
Repechage Round 1 Race 1				
1	LI Tianxing	CHN	1:51.327	Q
2	ASTAKHOVA Nataliia	SRB	00.000	DNF
3	RONTO Roland	HUN	00.000	DNF
Repechage Round 1 Race 2				
1	COUAILLES Dorian	FRA	1:58.578	Q
2	PELLICHERO Maximilien	BEL	2:04.352	Q
3	GRUNNER Ali	ROU	00.000	DNF
4	MO Gayeon	KOR	00.000	DNF
Repechage Round 1 Race 3				
1	STROHMEIER Felix	GER	1:45.292	Q
2	SATO Hina	JPN	1:47.133	Q
3	SPACEK David	CZE	00.000	DNF
4	AMES Kalli	USA	00.000	DNF
Repechage Round 1 Race 4				
1	KIM Taeyang	KOR	1:46.986	Q
2	MARTINEZ VILLARES Rodrigo	ESP	1:48.247	Q
3	RIZZO Luisa	ITA	00.000	DNF
4	SCHWARZ Patrick	AUT	00.000	DNF


Legend:				
DNF	Did not Finish	DQB	Disqualified for unsportsmanlike behaviour	Q Qualified



Start List Summary

As of FRI 15 AUG 2025

Lane	Name	NOC Code	Gender
Round of 32 Race 1			
2	KIM Minjae	KOR - Korea	Male
3	MAYANS CERVERA Vicent	ESP - Spain	Male
4	SATO Hina	JPN - Japan	Female
Round of 32 Race 2			
1	AMES Kalli	USA - United States	Female
2	ROUSSEAU Killian	FRA - France	Male
3	SCHRODER Arvin	GER - Germany	Male
4	RONTO Roland	HUN - Hungary	Male
Round of 32 Race 3			
1	SPACEK David	CZE - Czechia	Male
2	HUANG Yueqi	CHN - China	Male
3	KWAN Chun Yan	HKG - Hong Kong, China	Male
4	LI Tianxing	CHN - China	Female
Round of 32 Race 4			
1	ASTAKHOVA Nataliia	SRB - Serbia	Female
2	CHOI Wonyun	KOR - Korea	Male
3	HE Yutong	CHN - China	Female
4	STROHMEIER Felix	GER - Germany	Male
Round of 32 Race 5			
1	MO Gayeon	KOR - Korea	Female
2	SCHAPPER Marvin	LIE - Liechtenstein	Male
3	PETERSONS Tomass	LAT - Latvia	Male
4	MARTINEZ VILLARES Rodrigo	ESP - Spain	Male
Round of 32 Race 6			
1	WANNAPONG Wanraya	THA - Thailand	Female
2	LASZCZAK Pawel	POL - Poland	Male
3	KIM Taeyang	KOR - Korea	Male
4	PELLICHERO Maximilien	BEL - Belgium	Male
Round of 32 Race 7			
1	RIZZO Luisa	ITA - Italy	Female
2	COUAILLES Dorian	FRA - France	Male
3	TUZUN Nazim	TUR - Türkiye	Male
4	CAPOBRES Jacob	USA - United States	Male
Round of 32 Race 8			
1	GRUNNER Ali	ROU - Romania	Male
2	HASHIMOTO Yuki	JPN - Japan	Male
3	MISEVICS Elmars	LAT - Latvia	Male
4	SCHWARZ Patrick	AUT - Austria	Male



Results

As of FRI 15 AUG 2025

Rank	Name	NOC Code	Time	Remark
1	KIM Minjae	KOR	1:26.057	Q
2	MAYANS CERVERA Vicent	ESP	1:46.598	Q
3	SATO Hina	JPN	00.000	DNF

Legend:

DNF Did not Finish **Q** Qualified




Results

As of FRI 15 AUG 2025

Rank	Name	NOC Code	Time	Remark
1	ROUSSEAU Killian	FRA	1:30.736	Q
2	SCHRODER Arvin	GER	1:44.781	Q
3	RONTO Roland	HUN	2:09.455	
4	AMES Kalli	USA	00.000	DNF

Legend:

DNF Did not Finish **Q** Qualified




Results

As of FRI 15 AUG 2025

Rank	Name	NOC Code	Time	Remark
1	KWAN Chun Yan	HKG	1:40.223	Q
2	HUANG Yueqi	CHN	1:40.301	Q
3	LI Tianxing	CHN	1:40.452	
4	SPACEK David	CZE	1:49.370	

Legend:

Q Qualified




Results

As of FRI 15 AUG 2025

Rank	Name	NOC Code	Time	Remark
1	CHOI Wongyun	KOR	1:38.271	Q
2	HE Yutong	CHN	1:42.726	Q
3	STROHMEIER Felix	GER	1:44.476	
4	ASTAKHOVA Nataliia	SRB	2:06.890	

Legend:

Q Qualified



Results

As of FRI 15 AUG 2025

Rank	Name	NOC Code	Time	Remark
1	SCHAPPER Marvin	LIE	1:35.887	Q
2	PETERSONS Tomass	LAT	1:36.156	Q
3	MARTINEZ VILLARES Rodrigo	ESP	1:46.666	
4	MO Gayeon	KOR	1:54.745	

Legend:

Q Qualified




Results

As of FRI 15 AUG 2025

Rank	Name	NOC Code	Time	Remark
1	LASZCZAK Pawel	POL	1:35.366	Q
2	WANNAPONG Wanraya	THA	1:52.001	Q
3	PELLICHERO Maximilien	BEL	00.000	DNF
4	KIM Taeyang	KOR	00.000	DNF

Legend:

DNF Did not Finish **Q** Qualified



Results

As of FRI 15 AUG 2025

Rank	Name	NOC Code	Time	Remark
1	TUZUN Nazim	TUR	1:35.667	Q
2	CAPOBRES Jacob	USA	1:41.013	Q
3	COUAILLES Dorian	FRA	1:42.245	
4	RIZZO Luisa	ITA	1:59.171	

Legend:

Q Qualified




Results

As of FRI 15 AUG 2025

Rank	Name	NOC Code	Time	Remark
1	HASHIMOTO Yuki	JPN	1:31.219	Q
2	MISEVICS Elmars	LAT	1:38.468	Q
3	SCHWARZ Patrick	AUT	1:56.836	
4	GRUNNER Ali	ROU	00.000	DNF

Legend:

DNF Did not Finish **Q** Qualified




Results Summary

As of FRI 15 AUG 2025

Rank	Name	NOC Code	Time	Remark
Round of 32 Race 1				
1	KIM Minjae	KOR	1:26.057	Q
2	MAYANS CERVERA Vicent	ESP	1:46.598	Q
3	SATO Hina	JPN	00.000	DNF
Round of 32 Race 2				
1	ROUSSEAU Killian	FRA	1:30.736	Q
2	SCHRODER Arvin	GER	1:44.781	Q
3	RONTO Roland	HUN	2:09.455	
4	AMES Kalli	USA	00.000	DNF
Round of 32 Race 3				
1	KWAN Chun Yan	HKG	1:40.223	Q
2	HUANG Yueqi	CHN	1:40.301	Q
3	LI Tianxing	CHN	1:40.452	
4	SPACEK David	CZE	1:49.370	
Round of 32 Race 4				
1	CHOI Wongyun	KOR	1:38.271	Q
2	HE Yutong	CHN	1:42.726	Q
3	STROHMEIER Felix	GER	1:44.476	
4	ASTAKHOVA Nataliia	SRB	2:06.890	
Round of 32 Race 5				
1	SCHAPPER Marvin	LIE	1:35.887	Q
2	PETERSONS Tomass	LAT	1:36.156	Q
3	MARTINEZ VILLARES Rodrigo	ESP	1:46.666	
4	MO Gayeon	KOR	1:54.745	
Round of 32 Race 6				
1	LASZCZAK Pawel	POL	1:35.366	Q
2	WANNAPONG Wanraya	THA	1:52.001	Q
3	PELLICHERO Maximilien	BEL	00.000	DNF
4	KIM Taeyang	KOR	00.000	DNF
Round of 32 Race 7				
1	TUZUN Nazim	TUR	1:35.667	Q
2	CAPOBRES Jacob	USA	1:41.013	Q
3	COUAILLES Dorian	FRA	1:42.245	
4	RIZZO Luisa	ITA	1:59.171	
Round of 32 Race 8				
1	HASHIMOTO Yuki	JPN	1:31.219	Q
2	MISEVICS Elmars	LAT	1:38.468	Q
3	SCHWARZ Patrick	AUT	1:56.836	
4	GRUNNER Ali	ROU	00.000	DNF

Legend:				
DNF	Did not Finish	DQB	Disqualified for unsportsmanlike behaviour	Q Qualified



Start List

REVISED
14 AUG 9:49

As of THU 14 AUG 2025

Start Order	Name	NOC Code	Gender
1	KIM Taeyang	KOR - Korea	Male
2	LI Tianxing	CHN - China	Female
3	STROHMEIER Felix	GER - Germany	Male
4	SATO Hina	JPN - Japan	Female
5	HASHIMOTO Yuki	JPN - Japan	Male
6	WANNAPONG Wanraya	THA - Thailand	Female
7	MARTINEZ VILLARES Rodrigo	ESP - Spain	Male
8	AMES Kalli	USA - United States	Female
9	MO Gayeon	KOR - Korea	Female
10	KIM Minjae	KOR - Korea	Male
11	COUAILLES Dorian	FRA - France	Male
12	SCHAPPER Marvin	LIE - Liechtenstein	Male
13	MISEVICS Elmars	LAT - Latvia	Male
14	PETERSONS Tomass	LAT - Latvia	Male
15	HE Yutong	CHN - China	Female
16	LASZCZAK Pawel	POL - Poland	Male
17	ASTAKHOVA Nataliia	SRB - Serbia	Female
18	SCHWARZ Patrick	AUT - Austria	Male
19	SCHRODER Arvin	GER - Germany	Male
20	KWAN Chun Yan	HKG - Hong Kong, China	Male
21	HUANG Yueqi	CHN - China	Male
22	TUZUN Nazim	TUR - Türkiye	Male
23	RONTO Roland	HUN - Hungary	Male
24	CHOI Wongyun	KOR - Korea	Male
25	CAPOBRES Jacob	USA - United States	Male
26	ROUSSEAU Killian	FRA - France	Male
27	MAYANS CERVERA Vicent	ESP - Spain	Male
28	PELLICHERO Maximilien	BEL - Belgium	Male
29	SPACEK David	CZE - Czechia	Male
30	GRUNNER Ali	ROU - Romania	Male
31	RIZZO Luisa	ITA - Italy	Female

REVISED

Start order has been updated.

Timing and Results provided by Tissot

DROXINDIVID-----QUAL000100--_51 v2.0

Report Created THU 14 AUG 2025 9:49

Page 1/1



Start List

As of WED 13 AUG 2025


Start Order	Name	NOC Code	Gender
1	SCHWARZ Patrick	AUT - Austria	Male
2	MAYANS CERVERA Vicent	ESP - Spain	Male
3	MARTINEZ VILLARES Rodrigo	ESP - Spain	Male
4	HE Yutong	CHN - China	Female
5	RIZZO Luisa	ITA - Italy	Female
6	HUANG Yueqi	CHN - China	Male
7	MISEVICS Elmars	LAT - Latvia	Male
8	ASTAKHOVA Nataliia	SRB - Serbia	Female
9	GRUNNER Ali	ROU - Romania	Male
10	STROHMEIER Felix	GER - Germany	Male
11	KIM Minjae	KOR - Korea	Male
12	ROUSSEAU Killian	FRA - France	Male
13	MO Gayeon	KOR - Korea	Female
14	CHOI Wongyun	KOR - Korea	Male
15	LASZCZAK Pawel	POL - Poland	Male
16	PELLICHERO Maximilien	BEL - Belgium	Male
17	AMES Kalli	USA - United States	Female
18	SPACEK David	CZE - Czechia	Male
19	WANNAPONG Wanraya	THA - Thailand	Female
20	LI Tianxing	CHN - China	Female
21	SATO Hina	JPN - Japan	Female
22	COUAILLES Dorian	FRA - France	Male
23	HASHIMOTO Yuki	JPN - Japan	Male
24	CAPOBRES Jacob	USA - United States	Male
25	TUZUN Nazim	TUR - Türkiye	Male
26	SCHAPPER Marvin	LIE - Liechtenstein	Male
27	RONTO Roland	HUN - Hungary	Male
28	PETERSONS Tomass	LAT - Latvia	Male
29	KIM Taeyang	KOR - Korea	Male
30	SCHRODER Arvin	GER - Germany	Male
31	KWAN Chun Yan	HKG - Hong Kong, China	Male



Start List

As of WED 13 AUG 2025


Start Order	Name	NOC Code	Gender
1	MAYANS CERVERA Vicent	ESP - Spain	Male
2	ASTAKHOVA Nataliia	SRB - Serbia	Female
3	CAPOBRES Jacob	USA - United States	Male
4	MISEVICS Elmars	LAT - Latvia	Male
5	KWAN Chun Yan	HKG - Hong Kong, China	Male
6	TUZUN Nazim	TUR - Türkiye	Male
7	HASHIMOTO Yuki	JPN - Japan	Male
8	PELLICHERO Maximilien	BEL - Belgium	Male
9	SCHRODER Arvin	GER - Germany	Male
10	CHOI Wongyun	KOR - Korea	Male
11	WANNAPONG Wanraya	THA - Thailand	Female
12	KIM Taeyang	KOR - Korea	Male
13	GRUNNER Ali	ROU - Romania	Male
14	RIZZO Luisa	ITA - Italy	Female
15	HE Yutong	CHN - China	Female
16	SCHWARZ Patrick	AUT - Austria	Male
17	AMES Kalli	USA - United States	Female
18	STROHMEIER Felix	GER - Germany	Male
19	RONTO Roland	HUN - Hungary	Male
20	HUANG Yueqi	CHN - China	Male
21	PETERSONS Tomass	LAT - Latvia	Male
22	ROUSSEAU Killian	FRA - France	Male
23	LI Tianxing	CHN - China	Female
24	MARTINEZ VILLARES Rodrigo	ESP - Spain	Male
25	SPACEK David	CZE - Czechia	Male
26	SCHAPPER Marvin	LIE - Liechtenstein	Male
27	LASZCZAK Pawel	POL - Poland	Male
28	MO Gayeon	KOR - Korea	Female
29	SATO Hina	JPN - Japan	Female
30	COUAILLES Dorian	FRA - France	Male
31	KIM Minjae	KOR - Korea	Male



Start List

As of WED 13 AUG 2025


Start Order	Name	NOC Code	Gender
1	PELLICHERO Maximilien	BEL - Belgium	Male
2	ASTAKHOVA Nataliia	SRB - Serbia	Female
3	CAPOBRES Jacob	USA - United States	Male
4	KIM Taeyang	KOR - Korea	Male
5	CHOI Wongyun	KOR - Korea	Male
6	AMES Kalli	USA - United States	Female
7	HE Yutong	CHN - China	Female
8	MARTINEZ VILLARES Rodrigo	ESP - Spain	Male
9	LASZCZAK Pawel	POL - Poland	Male
10	ROUSSEAU Killian	FRA - France	Male
11	HUANG Yueqi	CHN - China	Male
12	COUAILLES Dorian	FRA - France	Male
13	TUZUN Nazim	TUR - Türkiye	Male
14	SCHAPPER Marvin	LIE - Liechtenstein	Male
15	STROHMEIER Felix	GER - Germany	Male
16	GRUNNER Ali	ROU - Romania	Male
17	KWAN Chun Yan	HKG - Hong Kong, China	Male
18	KIM Minjae	KOR - Korea	Male
19	RIZZO Luisa	ITA - Italy	Female
20	MAYANS CERVERA Vicent	ESP - Spain	Male
21	LI Tianxing	CHN - China	Female
22	SATO Hina	JPN - Japan	Female
23	SCHWARZ Patrick	AUT - Austria	Male
24	WANNAPONG Wanraya	THA - Thailand	Female
25	SCHRODER Arvin	GER - Germany	Male
26	HASHIMOTO Yuki	JPN - Japan	Male
27	RONTO Roland	HUN - Hungary	Male
28	PETERSONS Tomass	LAT - Latvia	Male
29	MISEVICS Elmars	LAT - Latvia	Male
30	MO Gayeon	KOR - Korea	Female
31	SPACEK David	CZE - Czechia	Male



Start List

As of WED 13 AUG 2025

Start Order	Name	NOC Code	Gender
1	COUAILLES Dorian	FRA - France	Male
2	TUZUN Nazim	TUR - Türkiye	Male
3	HUANG Yueqi	CHN - China	Male
4	ASTAKHOVA Nataliia	SRB - Serbia	Female
5	CAPOBRES Jacob	USA - United States	Male
6	CHOI Wongyun	KOR - Korea	Male
7	PETERSONS Tomass	LAT - Latvia	Male
8	HASHIMOTO Yuki	JPN - Japan	Male
9	KWAN Chun Yan	HKG - Hong Kong, China	Male
10	SATO Hina	JPN - Japan	Female
11	MAYANS CERVERA Vicent	ESP - Spain	Male
12	KIM Taeyang	KOR - Korea	Male
13	AMES Kalli	USA - United States	Female
14	STROHMEIER Felix	GER - Germany	Male
15	ROUSSEAU Killian	FRA - France	Male
16	SPACEK David	CZE - Czechia	Male
17	SCHWARZ Patrick	AUT - Austria	Male
18	MO Gayeon	KOR - Korea	Female
19	LASZCZAK Pawel	POL - Poland	Male
20	KIM Minjae	KOR - Korea	Male
21	GRUNNER Ali	ROU - Romania	Male
22	LI Tianxing	CHN - China	Female
23	WANNAPONG Wanraya	THA - Thailand	Female
24	RONTO Roland	HUN - Hungary	Male
25	RIZZO Luisa	ITA - Italy	Female
26	HE Yutong	CHN - China	Female
27	MARTINEZ VILLARES Rodrigo	ESP - Spain	Male
28	SCHRODER Arvin	GER - Germany	Male
29	MISEVICS Elmars	LAT - Latvia	Male
30	PELLICHERO Maximilien	BEL - Belgium	Male
31	SCHAPPER Marvin	LIE - Liechtenstein	Male



Results

As of FRI 15 AUG 2025

Rank	Name	NOC Code	Time	Remark
1	KIM Minjae	KOR	22.653	
2	HASHIMOTO Yuki	JPN	25.293	
3	SCHAPPER Marvin	LIE	26.865	
4	CHOI Wongyun	KOR	27.185	
5	LASZCZAK Pawel	POL	27.999	
6	HUANG Yueqi	CHN	28.152	
7	COUAILLES Dorian	FRA	28.526	
8	ROUSSEAU Killian	FRA	28.720	
9	SCHRODER Arvin	GER	28.733	
10	TUZUN Nazim	TUR	28.863	
11	KWAN Chun Yan	HKG	28.927	
12	KIM Taeyang	KOR	29.020	
13	HE Yutong	CHN	29.984	
14	PETERSONS Tomass	LAT	30.165	
15	MISEVICS Elmars	LAT	30.501	
16	MAYANS CERVERA Vicent	ESP	30.578	
17	RONTO Roland	HUN	30.885	
18	CAPOBRES Jacob	USA	31.149	
19	LI Tianxing	CHN	31.819	
20	PELLICHERO Maximilien	BEL	32.003	
21	STROHMEIER Felix	GER	32.070	
22	MARTINEZ VILLARES Rodrigo	ESP	32.604	
23	SCHWARZ Patrick	AUT	33.958	
24	SATO Hina	JPN	34.024	
25	AMES Kalli	USA	34.024	
26	RIZZO Luisa	ITA	34.936	
27	SPACEK David	CZE	35.299	
28	WANNAPONG Wanraya	THA	36.294	
29	ASTAKHOVA Nataliia	SRB	36.575	
30	MO Gayeon	KOR	39.591	
31	GRUNNER Ali	ROU	45.974	




DUATHLON

RESULTS BOOK

TABLE OF CONTENTS



17	Duathlon	1794
17.1	Table of Contents	1795
17.2	Competition Schedule	1798
17.3	Number of Entries by NOC	1799
17.4	Entry List by NOC	1800
17.5	Medallists by Event	1802
17.6	Medal Standings	1803
17.7	Men's Individual	1804
17.7.1	Start List	1805
17.7.2	Race Facts	1806
17.7.3	Results	1807
17.7.4	Race Analysis	1810
17.7.5	Medallists	1822
17.8	Women's Individual	1823
17.8.1	Start List	1824
17.8.2	Race Facts	1825
17.8.3	Results	1826
17.8.4	Race Analysis	1828
17.8.5	Medallists	1838
17.9	Mixed Relay	1839
17.9.1	Entry List by Event	1840
17.9.2	Start List	1841
17.9.3	Race Facts	1844
17.9.4	Results	1845
17.9.5	Race Analysis	1848
17.9.6	Medallists	1853




Competition Schedule

As of WED 13 AUG 2025

Date	Start Time	Estimated Finish Time	Event
THU 14 AUG	8:00	10:00	Men's Individual
FRI 15 AUG	8:00	10:00	Women's Individual
SUN 17 AUG	8:00	10:00	Mixed Relay

Note:


Please check online for more details and the latest updates.



Number of Entries by NOC

As of SAT 16 AUG 2025


NOC	Individual Events			Mixed Teams
	Men	Women	Total	
AUS - Australia	2		2	
BEL - Belgium	3	3	6	3
CAM - Cambodia	1		1	
CHN - People's Republic of China	2	1	3	1
COL - Colombia	1	1	2	1
CZE - Czechia		1	1	
ESP - Spain	1	1	2	1
FRA - France	3		3	
GER - Germany	1	3	4	1
IRI - Islamic Republic of Iran	3	3	6	3
JPN - Japan	3	3	6	2
KOS - Kosovo	1		1	
KSA - Saudi Arabia	1		1	
MAR - Morocco	1		1	
MEX - Mexico	2	2	4	2
MGL - Mongolia	1		1	
NED - Netherlands	2	1	3	1
PAN - Panama	1		1	
PHI - Philippines	3	3	6	3
POR - Portugal	1		1	
SGP - Singapore		3	3	
SVK - Slovakia	1	1	2	1
UAE - United Arab Emirates		1	1	
VEN - Venezuela		2	2	
Total:	34	29	63	19
Number of NOCs:	20	15	24	11



Entry List by NOC

As of WED 13 AUG 2025


NOC	Gender	Date of Birth
AUS - Australia		
HICKEY Rohan	Male	4 NOV 2002
MILEHAM Sam	Male	30 OCT 1998
BEL - Belgium		
DUPONT Jeanne	Female	2 OCT 2002
HILLER Eleonore	Female	28 AUG 2003
ISEBAERT Lisa Lydia M.	Female	5 NOV 2000
BIERINCKX Vincent	Male	25 APR 1990
de SMET Thibaut	Male	7 MAY 1999
DELY Arnaud	Male	22 JAN 1997
CAM - Cambodia		
CHAUMOND Mickael	Male	22 DEC 1990
CHN - People's Republic of China		
LU Ziqing	Female	25 MAY 2006
DUAN Zhengyu	Male	13 APR 1996
TONG Yujia	Male	8 JUN 1998
COL - Colombia		
CASTILLO Diana	Female	30 JAN 1993
MOYA Brian	Male	12 JUN 1993
CZE - Czechia		
POZLEROVA Edita	Female	16 AUG 2007
ESP - Spain		
VARO ZUBIRI Maria	Female	17 APR 1993
MARTIN MORALES Javier	Male	19 NOV 1995
FRA - France		
CHOQUERT Benjamin	Male	17 APR 1986
LAURENT Thomas	Male	4 DEC 1992
le BIHAN Krilan	Male	16 JUL 1998
GER - Germany		
FABER Annika	Female	10 AUG 2002
KLEIN Julia	Female	1 AUG 1997
RASSMANN Nelly Maria	Female	25 DEC 1997
HOLBACH Fabian	Male	11 JUN 1993
IRI - Islamic Republic of Iran		
ABEDINI NEZHAD Faezeh Sadat	Female	9 MAY 2004
NASR AZADANI Hadis	Female	9 JUN 2001
TAYYAREH KHAJOU EI Shokouh	Female	18 MAR 1990
HOSSEINI Seyedjavad	Male	15 SEP 2001
KIANI FALAVARJANI Abbas	Male	29 NOV 1994
REZAEI LAYEH Meysam	Male	25 SEP 1990
JPN - Japan		
FUKUSHIMA Yayoi	Female	13 MAR 1987
KANKE Narumi	Female	3 OCT 2004
SHIMAZAKI Mao	Female	28 NOV 2004
ISHIZEKI Reo	Male	17 JUN 1998
KANEDA Ryosuke	Male	27 JUN 2001
TANAKA Fumiya	Male	16 JUL 1991



Entry List by NOC

As of WED 13 AUG 2025


NOC	Gender	Date of Birth
KOS - Kosovo YMERI Albion	Male	14 OCT 1995
KSA - Saudi Arabia ALGHAMDI Abdulrahman	Male	2 JAN 1987
MAR - Morocco NEMSI Mohamed	Male	8 DEC 1996
MEX - Mexico ALVAREZ CORRAL Anahi MARTINEZ AVILA Selene NUNEZ GOMEZ David NUNEZ GOMEZ Eduardo	Female Female Male Male	11 AUG 2001 29 DEC 2000 29 NOV 1992 22 FEB 2002
MGL - Mongolia ENKHTAIVAN Bolor-Erdene	Male	8 JUN 1995
NED - Netherlands KOOTSTRA Aline CREMERS Thomas van WERSCH Valentin	Female Male Male	3 FEB 1994 17 NOV 1998 10 JUL 2002
PAN - Panama ACOSTA Anel	Male	22 APR 2003
PHI - Philippines MANGROBANG Marion Kim QUIAMBAO Bea Marie TRUPA Merry Joy CIRON John Patrick PECSON Maynard YEE Franklin	Female Female Female Male Male Male	4 SEP 1991 20 JUN 2000 4 JUN 2002 25 SEP 1999 18 NOV 1998 16 JUL 2002
POR - Portugal FIGUEIREDO Hugo	Male	3 DEC 2001
SGP - Singapore MIDDLEDITCH Louisa NG Xuan Jie YONG Man Yun	Female Female Female	17 AUG 2000 26 JUL 2005 29 MAY 1987
SVK - Slovakia CORBOVA Nikola KUBO Ondrej	Female Male	8 DEC 1990 25 NOV 1993
UAE - United Arab Emirates ALSHAMSI Mariam	Female	5 JAN 1992
VEN - Venezuela RUIZ Genesis VARGAS Jonaneth	Female Female	21 OCT 1993 18 NOV 2007



Medallists by Event

As of SUN 17 AUG 2025 at 10:34

Event	Date	Medal	Name	NOC Code	Gender
Women's Individual	FRI 15 AUG	GOLD	ALVAREZ CORRAL Anahi	MEX	
		SILVER	VARO ZUBIRI Maria	ESP	
		BRONZE	DUPONT Jeanne	BEL	
Men's Individual	THU 14 AUG	GOLD	CHOQUERT Benjamin	FRA	
		SILVER	DELY Arnaud	BEL	
		BRONZE	BIERINCKX Vincent	BEL	
Mixed Relay	SUN 17 AUG	GOLD	VARO ZUBIRI Maria MARTIN MORALES Javier	ESP	Female Male
		SILVER	KOOTSTRA Aline van WERSCH Valentin	NED	Female Male
		BRONZE	DUPONT Jeanne DELY Arnaud	BEL	Female Male



Medal Standings

As of SUN 17 AUG 2025 at 10:34

Rank	NOC	Women				Men				Mixed				Total				Rank by Total
		G	S	B	Tot.	G	S	B	Tot.	G	S	B	Tot.	G	S	B	Tot.	
1	ESP - Spain		1		1					1			1	1	1		2	2
2	FRA - France					1			1					1			1	=3
2	MEX - Mexico	1			1									1			1	=3
4	BEL - Belgium			1	1		1	1	2			1	1		1	3	4	1
5	NED - Netherlands										1		1		1		1	=3
Total:		1	1	1	3	1	1	1	3	1	1	1	3	3	3	3	9	

Note:
Rank by Total is calculated by the total number of gold, silver and bronze medals.

Legend:
= Equal sign indicates that two or more NOCs share the same rank by total
Tot. Total
B Bronze
G Gold
S Silver




TWG
2025
CHENGDU



DUATHLON

Men's Individual




THU 14 AUG 2025
Start Time: 8:00

Start List

Race Number	Name	NOC Code	Date of Birth	Notes
1	CHOQUERT Benjamin	FRA	17 APR 1986	
2	MARTIN MORALES Javier	ESP	19 NOV 1995	
3	DELY Arnaud	BEL	22 JAN 1997	
4	LAURENT Thomas	FRA	4 DEC 1992	
5	BIERINCKX Vincent	BEL	25 APR 1990	
6	le BIHAN Krilan	FRA	16 JUL 1998	
7	KUBO Ondrej	SVK	25 NOV 1993	
8	NEMSI Mohamed	MAR	8 DEC 1996	
11	HOLBACH Fabian	GER	11 JUN 1993	
12	de SMET Thibaut	BEL	7 MAY 1999	
14	TANAKA Fumiya	JPN	16 JUL 1991	
15	CREMERS Thomas	NED	17 NOV 1998	
16	YMERI Albion	KOS	14 OCT 1995	
17	MILEHAM Sam	AUS	30 OCT 1998	
18	TONG Yujia	CHN	8 JUN 1998	
19	ALGHAMDI Abdulrahman	KSA	2 JAN 1987	
20	ISHIZEKI Reo	JPN	17 JUN 1998	
21	YEE Franklin	PHI	16 JUL 2002	
22	PECSON Maynard	PHI	18 NOV 1998	
23	NUNEZ GOMEZ David	MEX	29 NOV 1992	
24	ACOSTA Anel	PAN	22 APR 2003	
25	DUAN Zhengyu	CHN	13 APR 1996	
26	MOYA Brian	COL	12 JUN 1993	
27	NUNEZ GOMEZ Eduardo	MEX	22 FEB 2002	
28	CIRON John Patrick	PHI	25 SEP 1999	
30	HICKEY Rohan	AUS	4 NOV 2002	
32	KANEDA Ryosuke	JPN	27 JUN 2001	
33	HOSSEINI Seyedjavad	IRI	15 SEP 2001	
34	REZAEI LAYEH Meysam	IRI	25 SEP 1990	
35	KIANI FALAVARJANI Abbas	IRI	29 NOV 1994	
36	van WERSCH Valentin	NED	10 JUL 2002	
37	ENKHTAIVAN Bolor-Erdene	MGL	8 JUN 1995	
38	FIGUEIREDO Hugo	POR	3 DEC 2001	
39	CHAUMOND Mickael	CAM	22 DEC 1990	


Entries / NOCs	Course information		
	Run 1 (5.0km)	Bike (30.0km)	Run 2 (5.0km)
34/20	2 Laps of 2.5km	5 Laps of 6.0km	2 Laps of 2.5km



THU 14 AUG 2025
Start Time: 8:00

Race Facts

Segment	Lap	Incident	Athlete Involved	NOC Code
Transition 1		15 second penalty due to wearing an unfastened helmet during progress in the transition with the bicycle.	32 KANEDA Ryosuke	JPN
Run 1		15 second penalty for using posts or other elements to progress around curves.	33 HOSSEINI Seyedjavad	IRI
Run 2	1	Withdrawal from the race.	26 MOYA Brian	COL
Transition 2		15 second penalty for placing equipment outside the box.	37 ENKHTAIVAN Bolor-Erdene	MGL
Run 2	1	15 second penalty served.	32 KANEDA Ryosuke 37 ENKHTAIVAN Bolor-Erdene	JPN MGL
Run 2	1	15 second penalty for littering	6 le BIHAN Krilan	FRA
Run 2	2	15 second penalty served.	6 le BIHAN Krilan	FRA
Run 2	2	15 second penalty served.	33 HOSSEINI Seyedjavad	IRI




THU 14 AUG 2025
Start Time: 8:00

Results

Rank	Race No.	Name	NOC Code	Run 1 (2.5 km) 2 Laps		T1		Bike (30.0km) 5 Laps		T2		Run 2 (2.5km) 2 Laps		Total Time	Time Diff.
1	1	CHOQUERT Benjamin	FRA	15:19	(4)	15:37	(3)	58:33	(9)	58:54	(9)	15:20	(1)	1:14:14	
						0:18	(=4)	42:56	(15)	0:21	(=3)				
2	3	DELY Arnaud	BEL	15:18	(1)	15:38	(5)	58:33	(12)	58:54	(8)	15:29	(2)	1:14:23	+0:09
						0:20	(=13)	42:55	(=12)	0:21	(=3)				
3	5	BIERINCKX Vincent	BEL	15:19	(3)	15:38	(4)	58:33	(10)	58:55	(10)	15:38	(3)	1:14:33	+0:19
						0:19	(=8)	42:55	(=12)	0:22	(=7)				
4	12	de SMET Thibaut	BEL	15:18	(2)	15:37	(2)	58:15	(3)	58:34	(2)	16:31	(4)	1:15:05	+0:51
						0:19	(=8)	42:38	(=6)	0:19	(1)				
5	8	NEMSI Mohamed	MAR	15:28	(10)	15:47	(9)	58:15	(4)	58:42	(5)	16:43	(6)	1:15:25	+1:11
						0:19	(=8)	42:28	(5)	0:27	(=29)				
6	36	van WERSCH Valentin	NED	15:36	(13)	15:54	(13)	58:32	(7)	58:53	(7)	16:38	(5)	1:15:31	+1:17
						0:18	(=4)	42:38	(=6)	0:21	(=3)				
7	7	KUBO Ondrej	SVK	15:47	(18)	16:07	(16)	58:15	(2)	58:41	(4)	17:01	(9)	1:15:42	+1:28
						0:20	(=13)	42:08	(=1)	0:26	(=25)				
8	38	FIGUEIREDO Hugo	POR	15:21	(6)	15:41	(7)	58:33	(11)	58:55	(11)	16:52	(8)	1:15:47	+1:33
						0:20	(=13)	42:52	(9)	0:22	(=7)				
9	15	CREMERS Thomas	NED	15:46	(16)	16:06	(15)	58:16	(5)	58:40	(3)	17:11	(=10)	1:15:51	+1:37
						0:20	(=13)	42:10	(3)	0:24	(=18)				
10	39	CHAUMOND Mickael	CAM	15:32	(12)	15:53	(12)	58:35	(14)	58:56	(13)	17:11	(=10)	1:16:07	+1:53
						0:21	(=19)	42:42	(8)	0:21	(=3)				
11	23	NUNEZ GOMEZ David	MEX	15:21	(7)	15:39	(6)	58:32	(8)	58:55	(12)	17:30	(13)	1:16:25	+2:11
						0:18	(=4)	42:53	(=10)	0:23	(=15)				
12	11	HOLBACH Fabian	GER	15:27	(9)	15:50	(11)	57:58	(1)	58:20	(1)	18:34	(=21)	1:16:54	+2:40
						0:23	(=27)	42:08	(=1)	0:22	(=7)				
13	14	TANAKA Fumiya	JPN	15:48	(20)	16:07	(17)	58:34	(13)	58:57	(14)	18:24	(20)	1:17:21	+3:07
						0:19	(=8)	42:27	(4)	0:23	(=15)				
14	4	LAURENT Thomas	FRA	15:25	(8)	15:42	(8)	58:35	(15)	58:59	(15)	19:02	(25)	1:18:01	+3:47
						0:17	(=1)	42:53	(=10)	0:24	(=18)				
15	2	MARTIN MORALES J	ESP	15:19	(5)	15:36	(1)	58:31	(6)	58:53	(6)	19:53	(28)	1:18:46	+4:32
						0:17	(=1)	42:55	(=12)	0:22	(=7)				
16	25	DUAN Zhengyu	CHN	16:33	(26)	16:53	(26)	1:01:09	(18)	1:01:29	(16)	17:19	(12)	1:18:48	+4:34
						0:20	(=13)	44:16	(17)	0:20	(2)				
17	35	KIANI FALAVARJANI	IRI	15:41	(15)	16:05	(14)	1:01:32	(28)	1:02:00	(28)	16:51	(7)	1:18:51	+4:37
						0:24	(29)	45:27	(28)	0:28	(=31)				

Timing and Results provided by Tissot




THU 14 AUG 2025
Start Time: 8:00

Results

Rank	Race No.	Name	NOC Code	Run 1 (2.5 km) 2 Laps	T1	Bike (30.0km) 5 Laps	T2	Run 2 (2.5km) 2 Laps	Total Time	Time Diff.
18	30	HICKEY Rohan	AUS	15:36 (14)	16:20 (21) 0:44 (34)	1:01:26 (20) 45:06 (22)	1:01:48 (19) 0:22 (=7)	17:32 (15)	1:19:20	+5:06
19	18	TONG Yujia	CHN	15:48 (19)	16:14 (20) 0:26 (30)	1:01:30 (24) 45:16 (26)	1:01:53 (22) 0:23 (=15)	17:31 (14)	1:19:24	+5:10
20	34	REZAEI LAYEH Meysam	IRI	16:38 (30)	16:59 (29) 0:21 (=19)	1:01:09 (17) 44:10 (16)	1:01:31 (18) 0:22 (=7)	17:58 (17)	1:19:29	+5:15
21	24	ACOSTA Anel	PAN	15:49 (21)	16:11 (18) 0:22 (=23)	1:01:30 (23) 45:19 (27)	1:01:52 (21) 0:22 (=7)	17:45 (16)	1:19:37	+5:23
22	16	YMERI Albion	KOS	15:47 (17)	16:14 (19) 0:27 (31)	1:01:27 (21) 45:13 (25)	1:01:55 (24) 0:28 (=31)	17:59 (18)	1:19:54	+5:40
23	20	ISHIZEKI Reo	JPN	16:35 (28)	16:56 (27) 0:21 (=19)	1:01:31 (26) 44:35 (19)	1:01:57 (26) 0:26 (=25)	18:09 (19)	1:20:06	+5:52
24	21	YEE Franklin	PHI	15:59 (22)	16:20 (22) 0:21 (=19)	1:01:31 (25) 45:11 (=23)	1:01:56 (25) 0:25 (=20)	18:41 (23)	1:20:37	+6:23
25	17	MILEHAM Sam	AUS	16:30 (25)	16:53 (25) 0:23 (=27)	1:01:25 (19) 44:32 (18)	1:01:51 (20) 0:26 (=25)	19:48 (27)	1:21:39	+7:25
26	6	le BIHAN Krilan	FRA	16:14 (24)	16:32 (24) 0:18 (=4)	1:01:09 (16) 44:37 (20)	1:01:31 (17) 0:22 (=7)	20:08 (30)	1:21:39	+7:25 1P
27	27	NUNEZ GOMEZ E	MEX	15:59 (23)	16:21 (23) 0:22 (=23)	1:01:32 (27) 45:11 (=23)	1:01:57 (27) 0:25 (=20)	20:42 (32)	1:22:39	+8:25
28	22	PECSON Maynard	PHI	16:57 (31)	17:16 (31) 0:19 (=8)	1:04:47 (29) 47:31 (30)	1:05:14 (29) 0:27 (=29)	18:45 (24)	1:23:59	+9:45
29	32	KANEDA Ryosuke	JPN	16:35 (27)	17:05 (30) 0:30 (32)	1:06:11 (31) 49:06 (31)	1:06:40 (31) 0:29 (33)	19:07 (26)	1:25:47	+11:33 1P
30	28	CIRON John Patrick	PHI	16:35 (29)	16:57 (28) 0:22 (=23)	1:07:51 (33) 50:54 (34)	1:08:16 (32) 0:25 (=20)	18:34 (=21)	1:26:50	+12:36
31	37	ENKHTAIVAN BE	MGL	19:20 (34)	19:55 (34) 0:35 (33)	1:04:48 (30) 44:53 (21)	1:05:27 (30) 0:39 (34)	21:40 (33)	1:27:07	+12:53 1P
32	19	ALGHAMDI A	KSA	18:02 (33)	18:19 (33) 0:17 (=1)	1:07:51 (32) 49:32 (32)	1:08:17 (33) 0:26 (=25)	19:56 (29)	1:28:13	+13:59
33	33	HOSSEINI Seyedjavad	IRI	16:59 (32)	17:21 (32) 0:22 (=23)	1:07:52 (34) 50:31 (33)	1:08:17 (34) 0:25 (=20)	20:24 (31)	1:28:41	+14:27 1P
	26	MOYA Brian	COL	15:29 (11)	15:49 (10) 0:20 (=13)	1:01:29 (22) 45:40 (29)	1:01:54 (23) 0:25 (=20)		DNF	

Timing and Results provided by Tissot




THU 14 AUG 2025
Start Time: 8:00

Results

Participants						
Entries / NOCs	Finished	LAP	DNF	DSQ	DNS	DQB
34/20	33	0	1	0	0	0

Technical Delegates: TAN Melody (MAS)	Competition Jury: TAN Melody (MAS) FERNANDEZ ARIMANY Antonio Jesus (ESP) NINGNING Huai (CHN)
Head Referees: MO Sze Yuen (HKG)	Medical Delegate: XIAOLI Wang (CHN)

Legend:				Diff.	Difference
=	Equal sign indicates that two or more athletes share the same secondary rank				
DNF	Did Not Finish	DNS	Did Not Start	DQB	Disqualified for unsportsmanlike behaviour
DSQ	Disqualified	LAP	Lapped	No.	Number
xP	x 15 second Penalty			T	Transition




THU 14 AUG 2025
Start Time: 8:00

Race Analysis

Course information									
Run 1 (5.0km)			Bike (30.0km)				Run 2 (5.0km)		
2 Laps of 2.5km			5 Laps of 6.0km				2 Laps of 2.5km		


Rk	Name	NOC Code	Segment									
			Run 1	1.3km	2.5km	3.8km	5.0km					
			T1	out								
			Bike	2.0km	4.0km	6.0km	8.0km	10.0km	12.0km	14.0km	16.0km	18.0km
				20.0km	22.0km	24.0km	26.0km	28.0km	30.0km			
			T2	out								
			Run 2	1.3km	2.5km	3.6km	3.8km	5.0km				
1	CHOQUERT Benjamin	FRA	1:14:14									
			Run 1	3:35 (1)	3:34 (=5)	4:13 (=5)	3:57 (=4)					15:19 (4)
				3:35 (1)	7:09 (1)	11:22 (1)	15:19 (4)					
			T1	0:18 (=4)								0:18 (=4)
				15:37 (3)								
			Bike	3:13 (=8)	2:30 (=10)	2:59 (=27)	3:07 (=10)	2:28 (=4)	2:46 (=13)	3:21 (=9)	2:25 (=5)	2:43 (=4)
				18:50 (2)	21:20 (5)	24:19 (5)	27:26 (10)	29:54 (8)	32:40 (12)	36:01 (12)	38:26 (12)	41:09 (13)
				3:08 (=7)	2:21 (=8)	2:52 (=9)	3:33 (=10)	2:33 (=7)	2:57 (=16)			
				44:17 (11)	46:38 (11)	49:30 (12)	53:03 (6)	55:36 (9)	58:33 (9)			
			T2	0:21 (=3)								0:21 (=3)
				58:54 (9)								
			Run 2	3:48 (2)	3:39 (1)	4:26 (=1)	2:33 (1)	0:54 (=3)				15:20 (1)
				1:02:42 (4)	1:06:21 (1)	1:10:47 (1)	1:13:20 (1)	1:14:14 (1)				
2	DELY Arnaud	BEL	1:14:23 +0:09									
			Run 1	3:36 (3)	3:34 (=5)	4:12 (=1)	3:56 (=2)					15:18 (1)
				3:36 (3)	7:10 (3)	11:22 (2)	15:18 (1)					
			T1	0:20 (=13)								0:20 (=13)
				15:38 (5)								
			Bike	3:12 (7)	2:29 (=8)	2:46 (=7)	3:11 (=13)	2:38 (=14)	2:42 (=1)	3:22 (=12)	2:26 (12)	2:43 (=4)
				18:50 (3)	21:19 (2)	24:05 (1)	27:16 (2)	29:54 (10)	32:36 (1)	35:58 (3)	38:24 (3)	41:07 (4)
				3:08 (=7)	2:20 (=4)	2:54 (=21)	3:34 (=13)	2:33 (=7)	2:57 (=16)			
				44:15 (4)	46:35 (4)	49:29 (4)	53:03 (4)	55:36 (6)	58:33 (12)			
			T2	0:21 (=3)								0:21 (=3)
				58:54 (8)								
			Run 2	3:47 (1)	3:40 (=2)	4:26 (=1)	2:41 (=2)	0:55 (6)				15:29 (2)
				1:02:41 (3)	1:06:21 (2)	1:10:47 (2)	1:13:28 (2)	1:14:23 (2)				
3	BIERINCKX Vincent	BEL	1:14:33 +0:19									
			Run 1	3:36 (6)	3:34 (=5)	4:12 (=1)	3:57 (=4)					15:19 (3)
				3:36 (6)	7:10 (5)	11:22 (3)	15:19 (3)					
			T1	0:19 (=8)								0:19 (=8)
				15:38 (4)								
			Bike	3:11 (=4)	2:31 (12)	3:00 (=29)	3:05 (=3)	2:29 (=10)	2:45 (=6)	3:22 (=12)	2:25 (=5)	2:42 (=1)
				18:49 (1)	21:20 (4)	24:20 (6)	27:25 (6)	29:54 (13)	32:39 (9)	36:01 (10)	38:26 (9)	41:08 (9)
				3:08 (=7)	2:20 (=4)	2:53 (=11)	3:35 (=25)	2:33 (=7)	2:56 (=12)			
				44:16 (8)	46:36 (9)	49:29 (5)	53:04 (11)	55:37 (12)	58:33 (10)			
			T2	0:22 (=7)								0:22 (=7)
				58:55 (10)								
			Run 2	3:55 (3)	3:40 (=2)	4:26 (=1)	2:41 (=2)	0:56 (=7)				15:38 (3)
				1:02:50 (5)	1:06:30 (4)	1:10:56 (3)	1:13:37 (3)	1:14:33 (3)				



THU 14 AUG 2025
Start Time: 8:00

Race Analysis


Rk	Name	NOC Code	Segment									
			Run 1	1.3km	2.5km	3.8km	5.0km					
			T1	out								
			Bike	2.0km	4.0km	6.0km	8.0km	10.0km	12.0km	14.0km	16.0km	18.0km
				20.0km	22.0km	24.0km	26.0km	28.0km	30.0km			
			T2	out								
			Run 2	1.3km	2.5km	3.6km	3.8km	5.0km				
4	de SMET Thibaut	BEL		1:15:05	+0:51							
	Run 1			3:36 (5)	3:34 (=5)	4:13 (=5)	3:55 (1)					15:18 (2)
				3:36 (5)	7:10 (6)	11:23 (7)	15:18 (2)					
	T1			0:19 (=8)								0:19 (=8)
				15:37 (2)								
	Bike			3:13 (=8)	2:30 (=10)	2:46 (=7)	3:10 (12)	2:38 (=14)	2:45 (=6)	3:09 (2)	2:29 (15)	2:47 (=15)
				18:50 (5)	21:20 (6)	24:06 (4)	27:16 (3)	29:54 (12)	32:39 (10)	35:48 (1)	38:17 (1)	41:04 (1)
				3:07 (=3)	2:23 (=13)	2:56 (=28)	3:35 (=25)	2:24 (=1)	2:46 (=1)			
				44:11 (1)	46:34 (1)	49:30 (15)	53:05 (14)	55:29 (4)	58:15 (3)			
	T2			0:19 (1)								0:19 (1)
				58:34 (2)								
	Run 2			4:00 (5)	3:56 (=4)	4:43 (4)	2:54 (5)	0:58 (=11)				16:31 (4)
				1:02:34 (1)	1:06:30 (3)	1:11:13 (4)	1:14:07 (4)	1:15:05 (4)				
5	NEMSI Mohamed	MAR		1:15:25	+1:11							
	Run 1			3:35 (2)	3:34 (=5)	4:15 (=12)	4:04 (10)					15:28 (10)
				3:35 (2)	7:09 (2)	11:24 (9)	15:28 (10)					
	T1			0:19 (=8)								0:19 (=8)
				15:47 (9)								
	Bike			3:11 (=4)	2:35 (15)	2:47 (=10)	3:06 (=5)	2:28 (=4)	2:44 (=4)	3:23 (=18)	2:23 (1)	2:43 (=4)
				18:58 (9)	21:33 (8)	24:20 (9)	27:26 (11)	29:54 (5)	32:38 (5)	36:01 (8)	38:24 (5)	41:07 (6)
				3:09 (=12)	2:20 (=4)	2:54 (=21)	3:34 (=13)	2:24 (=1)	2:47 (3)			
				44:16 (9)	46:36 (8)	49:30 (10)	53:04 (10)	55:28 (3)	58:15 (4)			
	T2			0:27 (=26)								0:27 (=26)
				58:42 (5)								
	Run 2			3:59 (4)	4:00 (=7)	4:53 (=9)	2:55 (=6)	0:56 (=7)				16:43 (6)
				1:02:41 (2)	1:06:41 (5)	1:11:34 (5)	1:14:29 (5)	1:15:25 (5)				
6	van WERSCH Valentin	NED		1:15:31	+1:17							
	Run 1			3:37 (12)	3:34 (=5)	4:16 (14)	4:09 (=16)					15:36 (13)
				3:37 (12)	7:11 (11)	11:27 (14)	15:36 (13)					
	T1			0:18 (=4)								0:18 (=4)
				15:54 (13)								
	Bike			3:22 (13)	2:25 (=3)	2:39 (=1)	3:05 (=3)	2:28 (=4)	2:45 (=6)	3:22 (=12)	2:25 (=5)	2:43 (=4)
				19:16 (12)	21:41 (12)	24:20 (10)	27:25 (5)	29:53 (2)	32:38 (7)	36:00 (6)	38:25 (6)	41:08 (7)
				3:07 (=3)	2:20 (=4)	2:54 (=21)	3:32 (=7)	2:35 (=16)	2:56 (=12)			
				44:15 (6)	46:35 (6)	49:29 (3)	53:01 (2)	55:36 (7)	58:32 (7)			
	T2			0:21 (=3)								0:21 (=3)
				58:53 (7)								
	Run 2			4:01 (6)	3:56 (=4)	4:46 (=5)	2:55 (=6)	1:00 (=17)				16:38 (5)
				1:02:54 (6)	1:06:50 (6)	1:11:36 (6)	1:14:31 (6)	1:15:31 (6)				



THU 14 AUG 2025
Start Time: 8:00

Race Analysis


Rk	Name	NOC Code	Segment									
			Run 1	1.3km	2.5km	3.8km	5.0km					
			T1	out								
			Bike	2.0km	4.0km	6.0km	8.0km	10.0km	12.0km	14.0km	16.0km	18.0km
				20.0km	22.0km	24.0km	26.0km	28.0km	30.0km			
			T2	out								
			Run 2	1.3km	2.5km	3.6km	3.8km	5.0km				
7	KUBO Ondrej	SVK		1:15:42	+1:28							
			Run 1	3:40 (26)	3:36 (19)	4:22 (=16)	4:09 (=16)					15:47 (18)
				3:40 (26)	7:16 (20)	11:38 (17)	15:47 (18)					
			T1	0:20 (=13)								0:20 (=13)
				16:07 (16)								
			Bike	3:09 (=1)	2:25 (=3)	2:40 (=4)	3:04 (2)	2:29 (=10)	2:45 (=6)	3:19 (8)	2:27 (13)	2:42 (=1)
				19:16 (11)	21:41 (11)	24:21 (11)	27:25 (7)	29:54 (6)	32:39 (8)	35:58 (2)	38:25 (8)	41:07 (3)
				3:11 (=14)	2:17 (1)	2:54 (=21)	3:34 (=13)	2:24 (=1)	2:48 (4)			
				44:18 (14)	46:35 (7)	49:29 (2)	53:03 (5)	55:27 (2)	58:15 (2)			
			T2	0:26 (=23)								0:26 (=23)
				58:41 (4)								
			Run 2	4:19 (=13)	4:02 (=12)	4:46 (=5)	2:56 (8)	0:58 (=11)				17:01 (9)
				1:03:00 (8)	1:07:02 (8)	1:11:48 (7)	1:14:44 (7)	1:15:42 (7)				
8	FIGUEIREDO Hugo	POR		1:15:47	+1:33							
			Run 1	3:39 (20)	3:32 (1)	4:12 (=1)	3:58 (=6)					15:21 (6)
				3:39 (20)	7:11 (13)	11:23 (4)	15:21 (6)					
			T1	0:20 (=13)								0:20 (=13)
				15:41 (7)								
			Bike	3:09 (=1)	2:29 (=8)	2:46 (=7)	3:11 (=13)	2:38 (=14)	2:46 (=13)	3:18 (7)	2:28 (14)	2:44 (=13)
				18:50 (4)	21:19 (3)	24:05 (2)	27:16 (1)	29:54 (9)	32:40 (14)	35:58 (4)	38:26 (13)	41:10 (14)
				3:05 (2)	2:22 (=10)	2:53 (=11)	3:32 (=7)	2:35 (=16)	2:56 (=12)			
				44:15 (5)	46:37 (10)	49:30 (11)	53:02 (3)	55:37 (14)	58:33 (11)			
			T2	0:22 (=7)								0:22 (=7)
				58:55 (11)								
			Run 2	4:18 (=10)	4:01 (=10)	4:51 (8)	2:51 (4)	0:51 (1)				16:52 (8)
				1:03:13 (11)	1:07:14 (10)	1:12:05 (9)	1:14:56 (9)	1:15:47 (8)				
9	CREMERS Thomas	NED		1:15:51	+1:37							
			Run 1	3:39 (24)	3:34 (=5)	4:24 (=20)	4:09 (=16)					15:46 (16)
				3:39 (24)	7:13 (17)	11:37 (16)	15:46 (16)					
			T1	0:20 (=13)								0:20 (=13)
				16:06 (15)								
			Bike	3:11 (=4)	2:24 (=1)	2:39 (=1)	3:07 (=10)	2:27 (=2)	2:42 (=1)	3:26 (=27)	2:24 (=2)	2:43 (=4)
				19:17 (15)	21:41 (13)	24:20 (7)	27:27 (12)	29:54 (11)	32:36 (2)	36:02 (13)	38:26 (10)	41:09 (11)
				3:02 (1)	2:23 (=13)	2:56 (=28)	3:35 (=25)	2:25 (4)	2:46 (=1)			
				44:11 (2)	46:34 (2)	49:30 (7)	53:05 (15)	55:30 (5)	58:16 (5)			
			T2	0:24 (=18)								0:24 (=18)
				58:40 (3)								
			Run 2	4:23 (17)	4:00 (=7)	4:53 (=9)	2:58 (10)	0:57 (10)				17:11 (=10)
				1:03:03 (10)	1:07:03 (9)	1:11:56 (8)	1:14:54 (8)	1:15:51 (9)				



THU 14 AUG 2025
Start Time: 8:00

Race Analysis


Rk	Name	NOC Code	Segment									
			Run 1	1.3km	2.5km	3.8km	5.0km					
			T1	out								
			Bike	2.0km	4.0km	6.0km	8.0km	10.0km	12.0km	14.0km	16.0km	18.0km
				20.0km	22.0km	24.0km	26.0km	28.0km	30.0km			
			T2	out								
			Run 2	1.3km	2.5km	3.6km	3.8km	5.0km				
10	CHAUMOND Mickael	CAM	1:16:07 +1:53									
			Run 1	3:38 (15)	3:34 (=5)	4:13 (=5)	4:07 (=12)					15:32 (12)
				3:38 (15)	7:12 (14)	11:25 (12)	15:32 (12)					
			T1	0:21 (=19)								0:21 (=19)
				15:53 (12)								
			Bike	3:24 (14)	2:25 (=3)	2:39 (=1)	3:06 (=5)	2:28 (=4)	2:45 (=6)	3:22 (=12)	2:25 (=5)	2:42 (=1)
				19:17 (13)	21:42 (14)	24:21 (13)	27:27 (13)	29:55 (14)	32:40 (11)	36:02 (14)	38:27 (14)	41:09 (10)
				3:07 (=3)	2:23 (=13)	2:51 (=5)	3:34 (=13)	2:34 (=13)	2:57 (=16)			
				44:16 (10)	46:39 (13)	49:30 (13)	53:04 (9)	55:38 (15)	58:35 (14)			
			T2	0:21 (=3)								0:21 (=3)
				58:56 (13)								
			Run 2	4:19 (=13)	4:01 (=10)	4:55 (=11)	2:57 (9)	0:59 (16)				17:11 (=10)
				1:03:15 (12)	1:07:16 (11)	1:12:11 (11)	1:15:08 (10)	1:16:07 (10)				
11	NUNEZ GOMEZ David	MEX	1:16:25 +2:11									
			Run 1	3:37 (11)	3:33 (=2)	4:13 (=5)	3:58 (=6)					15:21 (7)
				3:37 (11)	7:10 (7)	11:23 (6)	15:21 (7)					
			T1	0:18 (=4)								0:18 (=4)
				15:39 (6)								
			Bike	3:18 (12)	2:37 (18)	2:47 (=10)	3:06 (=5)	2:28 (=4)	2:45 (=6)	3:22 (=12)	2:25 (=5)	2:44 (=13)
				18:57 (8)	21:34 (9)	24:21 (12)	27:27 (14)	29:55 (15)	32:40 (15)	36:02 (15)	38:27 (15)	41:11 (15)
				3:07 (=3)	2:22 (=10)	2:50 (=2)	3:34 (=13)	2:33 (=7)	2:55 (=9)			
				44:18 (15)	46:40 (15)	49:30 (14)	53:04 (13)	55:37 (13)	58:32 (8)			
			T2	0:23 (=15)								0:23 (=15)
				58:55 (12)								
			Run 2	4:07 (7)	4:00 (=7)	5:07 (=13)	3:10 (=17)	1:06 (27)				17:30 (13)
				1:03:02 (9)	1:07:02 (7)	1:12:09 (10)	1:15:19 (11)	1:16:25 (11)				
12	HOLBACH Fabian	GER	1:16:54 +2:40									
			Run 1	3:36 (4)	3:34 (=5)	4:14 (11)	4:03 (9)					15:27 (9)
				3:36 (4)	7:10 (4)	11:24 (8)	15:27 (9)					
			T1	0:23 (=27)								0:23 (=27)
				15:50 (11)								
			Bike	3:26 (15)	2:24 (=1)	2:42 (6)	3:02 (1)	2:29 (=10)	2:44 (=4)	3:21 (=9)	2:25 (=5)	2:43 (=4)
				19:16 (10)	21:40 (10)	24:22 (15)	27:24 (4)	29:53 (1)	32:37 (4)	35:58 (5)	38:23 (2)	41:06 (2)
				3:09 (=12)	2:19 (=2)	2:45 (1)	3:18 (1)	2:28 (5)	2:53 (=5)			
				44:15 (3)	46:34 (3)	49:19 (1)	52:37 (1)	55:05 (1)	57:58 (1)			
			T2	0:22 (=7)								0:22 (=7)
				58:20 (1)								
			Run 2	4:36 (24)	4:34 (26)	5:08 (16)	3:13 (20)	1:03 (=22)				18:34 (=21)
				1:02:56 (7)	1:07:30 (12)	1:12:38 (12)	1:15:51 (12)	1:16:54 (12)				



THU 14 AUG 2025
Start Time: 8:00

Race Analysis


Rk	Name	NOC Code	Segment									
			Run 1	1.3km	2.5km	3.8km	5.0km					
			T1	out								
			Bike	2.0km	4.0km	6.0km	8.0km	10.0km	12.0km	14.0km	16.0km	18.0km
				20.0km	22.0km	24.0km	26.0km	28.0km	30.0km			
			T2	out								
			Run 2	1.3km	2.5km	3.6km	3.8km	5.0km				
13	TANAKA Fumiya	JPN		1:17:21	+3:07							
	Run 1			3:40 (25)	3:38 (=21)	4:22 (=16)	4:08 (=14)					15:48 (20)
				3:40 (25)	7:18 (23)	11:40 (22)	15:48 (20)					
	T1			0:19 (=8)								0:19 (=8)
				16:07 (17)								
	Bike			3:10 (3)	2:25 (=3)	2:40 (=4)	3:06 (=5)	2:26 (1)	2:46 (=13)	3:21 (=9)	2:25 (=5)	2:43 (=4)
				19:17 (14)	21:42 (15)	24:22 (14)	27:28 (15)	29:54 (7)	32:40 (13)	36:01 (11)	38:26 (11)	41:09 (12)
				3:08 (=7)	2:22 (=10)	2:51 (=5)	3:34 (=13)	2:33 (=7)	2:57 (=16)			
				44:17 (12)	46:39 (12)	49:30 (9)	53:04 (12)	55:37 (11)	58:34 (13)			
	T2			0:23 (=15)								0:23 (=15)
				58:57 (14)								
	Run 2			4:28 (22)	4:16 (=17)	5:15 (20)	3:16 (22)	1:09 (=30)				18:24 (20)
				1:03:25 (14)	1:07:41 (13)	1:12:56 (13)	1:16:12 (13)	1:17:21 (13)				
14	LAURENT Thomas	FRA		1:18:01	+3:47							
	Run 1			3:37 (10)	3:35 (=17)	4:12 (=1)	4:01 (8)					15:25 (8)
				3:37 (10)	7:12 (15)	11:24 (10)	15:25 (8)					
	T1			0:17 (=1)								0:17 (=1)
				15:42 (8)								
	Bike			3:15 (=10)	2:36 (=16)	2:47 (=10)	3:06 (=5)	2:27 (=2)	2:43 (3)	3:24 (=20)	2:24 (=2)	2:43 (=4)
				18:57 (7)	21:33 (7)	24:20 (8)	27:26 (9)	29:53 (3)	32:36 (3)	36:00 (7)	38:24 (4)	41:07 (5)
				3:11 (=14)	2:21 (=8)	2:51 (=5)	3:34 (=13)	2:33 (=7)	2:58 (=25)			
				44:18 (13)	46:39 (14)	49:30 (8)	53:04 (8)	55:37 (10)	58:35 (15)			
	T2			0:24 (=18)								0:24 (=18)
				58:59 (15)								
	Run 2			4:26 (=19)	4:27 (24)	5:33 (26)	3:27 (28)	1:09 (=30)				19:02 (25)
				1:03:25 (13)	1:07:52 (14)	1:13:25 (14)	1:16:52 (14)	1:18:01 (14)				
15	MARTIN MORALES Javier	ESP		1:18:46	+4:32							
	Run 1			3:37 (9)	3:33 (=2)	4:13 (=5)	3:56 (=2)					15:19 (5)
				3:37 (9)	7:10 (8)	11:23 (5)	15:19 (5)					
	T1			0:17 (=1)								0:17 (=1)
				15:36 (1)								
	Bike			3:15 (=10)	2:27 (7)	2:47 (=10)	3:20 (=18)	2:28 (=4)	2:45 (=6)	3:23 (=18)	2:24 (=2)	2:43 (=4)
				18:51 (6)	21:18 (1)	24:05 (3)	27:25 (8)	29:53 (4)	32:38 (6)	36:01 (9)	38:25 (7)	41:08 (8)
				3:08 (=7)	2:19 (=2)	2:54 (=21)	3:35 (=25)	2:32 (6)	2:55 (=9)			
				44:16 (7)	46:35 (5)	49:29 (6)	53:04 (7)	55:36 (8)	58:31 (6)			
	T2			0:22 (=7)								0:22 (=7)
				58:53 (6)								
	Run 2			4:51 (28)	4:50 (31)	5:47 (31)	3:21 (27)	1:04 (=24)				19:53 (28)
				1:03:44 (15)	1:08:34 (15)	1:14:21 (15)	1:17:42 (15)	1:18:46 (15)				



THU 14 AUG 2025
Start Time: 8:00

Race Analysis


Rk	Name	NOC Code	Segment									
			Run 1	1.3km	2.5km	3.8km	5.0km					
			T1	out								
			Bike	2.0km	4.0km	6.0km	8.0km	10.0km	12.0km	14.0km	16.0km	18.0km
				20.0km	22.0km	24.0km	26.0km	28.0km	30.0km			
			T2	out								
			Run 2	1.3km	2.5km	3.6km	3.8km	5.0km				
16	DUAN Zhengyu	CHN		1:18:48	+4:34							
			Run 1	3:46 (32)	3:49 (30)	4:35 (25)	4:23 (25)					16:33 (26)
				3:46 (32)	7:35 (31)	12:10 (29)	16:33 (26)					
			T1	0:20 (=13)								0:20 (=13)
				16:53 (26)								
			Bike	3:35 (25)	2:42 (23)	2:50 (15)	3:29 (29)	2:38 (=14)	2:51 (16)	3:15 (6)	2:33 (=16)	2:48 (=17)
				20:28 (25)	23:10 (26)	26:00 (25)	29:29 (26)	32:07 (28)	34:58 (24)	38:13 (25)	40:46 (25)	43:34 (26)
				3:16 (=16)	2:33 (=16)	2:51 (=5)	3:24 (=5)	2:34 (=13)	2:57 (=16)			
				46:50 (19)	49:23 (16)	52:14 (18)	55:38 (18)	58:12 (17)	1:01:09 (18)			
			T2	0:20 (2)								0:20 (2)
				1:01:29 (16)								
			Run 2	4:18 (=10)	4:07 (=14)	4:55 (=11)	3:01 (=12)	0:58 (=11)				17:19 (12)
				1:05:47 (16)	1:09:54 (16)	1:14:49 (16)	1:17:50 (16)	1:18:48 (16)				
17	KIANI FALAVARJANI Abbas	IRI		1:18:51	+4:37							
			Run 1	3:39 (23)	3:33 (=2)	4:20 (15)	4:09 (=16)					15:41 (15)
				3:39 (23)	7:12 (16)	11:32 (15)	15:41 (15)					
			T1	0:24 (29)								0:24 (29)
				16:05 (14)								
			Bike	3:44 (30)	2:44 (=25)	2:57 (=22)	3:21 (=20)	2:42 (=23)	2:57 (=22)	3:24 (=20)	2:43 (=25)	2:57 (=25)
				19:49 (22)	22:33 (21)	25:30 (23)	28:51 (22)	31:33 (23)	34:30 (21)	37:54 (20)	40:37 (21)	43:34 (24)
				3:22 (=27)	2:33 (=16)	2:53 (=11)	3:34 (=13)	2:38 (=19)	2:58 (=25)			
				46:56 (28)	49:29 (28)	52:22 (27)	55:56 (28)	58:34 (28)	1:01:32 (28)			
			T2	0:28 (=28)								0:28 (=28)
				1:02:00 (28)								
			Run 2	4:12 (=8)	3:57 (6)	4:50 (7)	3:00 (11)	0:52 (2)				16:51 (7)
				1:06:12 (21)	1:10:09 (18)	1:14:59 (17)	1:17:59 (17)	1:18:51 (17)				
18	HICKEY Rohan	AUS		1:19:20	+5:06							
			Run 1	3:37 (8)	3:34 (=5)	4:15 (=12)	4:10 (=20)					15:36 (14)
				3:37 (8)	7:11 (10)	11:26 (13)	15:36 (14)					
			T1	0:44 (34)								0:44 (34)
				16:20 (21)								
			Bike	3:28 (16)	2:44 (=25)	2:58 (=24)	3:18 (=16)	2:44 (=29)	2:58 (=24)	3:25 (=25)	2:43 (=25)	2:53 (22)
				19:48 (19)	22:32 (19)	25:30 (22)	28:48 (17)	31:32 (20)	34:30 (18)	37:55 (23)	40:38 (23)	43:31 (17)
				3:19 (19)	2:37 (28)	2:55 (27)	3:32 (=7)	2:39 (=27)	2:53 (=5)			
				46:50 (18)	49:27 (19)	52:22 (28)	55:54 (20)	58:33 (20)	1:01:26 (20)			
			T2	0:22 (=7)								0:22 (=7)
				1:01:48 (19)								
			Run 2	4:12 (=8)	4:07 (=14)	5:07 (=13)	3:10 (=17)	0:56 (=7)				17:32 (15)
				1:06:00 (18)	1:10:07 (17)	1:15:14 (18)	1:18:24 (18)	1:19:20 (18)				



THU 14 AUG 2025
Start Time: 8:00

Race Analysis


Rk	Name	NOC Code	Segment									
			Run 1	1.3km	2.5km	3.8km	5.0km					
			T1	out								
			Bike	2.0km	4.0km	6.0km	8.0km	10.0km	12.0km	14.0km	16.0km	18.0km
				20.0km	22.0km	24.0km	26.0km	28.0km	30.0km			
			T2	out								
			Run 2	1.3km	2.5km	3.6km	3.8km	5.0km				
19	TONG Yujia	CHN	1:19:24 +5:10									
			Run 1	3:41 (29)	3:35 (=17)	4:24 (=20)	4:08 (=14)					15:48 (19)
				3:41 (29)	7:16 (21)	11:40 (21)	15:48 (19)					
			T1	0:26 (30)								0:26 (30)
				16:14 (20)								
			Bike	3:34 (=23)	2:45 (=29)	2:56 (=20)	3:21 (=20)	2:43 (=27)	2:57 (=22)	3:24 (=20)	2:43 (=25)	2:56 (24)
				19:48 (20)	22:33 (22)	25:29 (17)	28:50 (19)	31:33 (22)	34:30 (20)	37:54 (17)	40:37 (20)	43:33 (19)
				3:21 (=24)	2:34 (=19)	2:53 (=11)	3:34 (=13)	2:39 (=27)	2:56 (=12)			
				46:54 (23)	49:28 (20)	52:21 (20)	55:55 (24)	58:34 (27)	1:01:30 (24)			
			T2	0:23 (=15)								0:23 (=15)
				1:01:53 (22)								
			Run 2	4:18 (=10)	4:02 (=12)	5:10 (18)	3:03 (14)	0:58 (=11)				17:31 (14)
				1:06:11 (20)	1:10:13 (19)	1:15:23 (19)	1:18:26 (19)	1:19:24 (19)				
20	REZAEI LAYEH Meysam	IRI	1:19:29 +5:15									
			Run 1	3:42 (31)	3:52 (31)	4:44 (30)	4:20 (=22)					16:38 (30)
				3:42 (31)	7:34 (30)	12:18 (30)	16:38 (30)					
			T1	0:21 (=19)								0:21 (=19)
				16:59 (29)								
			Bike	3:30 (20)	2:40 (=20)	2:51 (=16)	3:28 (=25)	2:38 (=14)	2:53 (=18)	3:05 (1)	2:36 (20)	2:51 (21)
				20:29 (26)	23:09 (25)	26:00 (24)	29:28 (25)	32:06 (24)	34:59 (25)	38:04 (24)	40:40 (24)	43:31 (16)
				3:18 (18)	2:35 (=25)	2:50 (=2)	3:23 (=3)	2:34 (=13)	2:58 (=25)			
				46:49 (17)	49:24 (17)	52:14 (17)	55:37 (17)	58:11 (16)	1:01:09 (17)			
			T2	0:22 (=7)								0:22 (=7)
				1:01:31 (18)								
			Run 2	4:26 (=19)	4:24 (=20)	5:13 (19)	3:01 (=12)	0:54 (=3)				17:58 (17)
				1:05:57 (17)	1:10:21 (20)	1:15:34 (21)	1:18:35 (20)	1:19:29 (20)				
21	ACOSTA Anel	PAN	1:19:37 +5:23									
			Run 1	3:38 (19)	3:38 (=21)	4:23 (19)	4:10 (=20)					15:49 (21)
				3:38 (19)	7:16 (19)	11:39 (20)	15:49 (21)					
			T1	0:22 (=23)								0:22 (=23)
				16:11 (18)								
			Bike	3:37 (28)	2:44 (=25)	2:58 (=24)	3:20 (=18)	2:42 (=23)	2:58 (=24)	3:24 (=20)	2:42 (=23)	2:57 (=25)
				19:48 (18)	22:32 (18)	25:30 (21)	28:50 (21)	31:32 (18)	34:30 (19)	37:54 (18)	40:36 (17)	43:33 (22)
				3:20 (=20)	2:35 (=25)	2:53 (=11)	3:34 (=13)	2:38 (=19)	2:57 (=16)			
				46:53 (20)	49:28 (21)	52:21 (19)	55:55 (22)	58:33 (22)	1:01:30 (23)			
			T2	0:22 (=7)								0:22 (=7)
				1:01:52 (21)								
			Run 2	4:19 (=13)	4:10 (16)	5:07 (=13)	3:08 (15)	1:01 (=20)				17:45 (16)
				1:06:11 (19)	1:10:21 (21)	1:15:28 (20)	1:18:36 (21)	1:19:37 (21)				



THU 14 AUG 2025
Start Time: 8:00

Race Analysis


Rk	Name	NOC Code	Segment									



THU 14 AUG 2025
Start Time: 8:00

Race Analysis


Rk	Name	NOC Code	Segment									
			Run 1	1.3km	2.5km	3.8km	5.0km					
			T1	out								
			Bike	2.0km	4.0km	6.0km	8.0km	10.0km	12.0km	14.0km	16.0km	18.0km
				20.0km	22.0km	24.0km	26.0km	28.0km	30.0km			
			T2	out								
			Run 2	1.3km	2.5km	3.6km	3.8km	5.0km				
25	MILEHAM Sam	AUS	1:21:39 +7:25									
			Run 1	3:38 (18) 3:38 (18)	3:40 (25) 7:18 (24)	4:40 (27) 11:58 (26)	4:32 (=28) 16:30 (25)					16:30 (25)
			T1	0:23 (=27) 16:53 (25)								0:23 (=27)
			Bike	3:36 (=26) 20:29 (27)	2:40 (=20) 23:09 (24)	2:52 (19) 26:01 (28)	3:27 (24) 29:28 (24)	2:38 (=14) 32:06 (25)	2:53 (=18) 34:59 (27)	3:14 (=3) 38:13 (27)	2:34 (=18) 40:47 (27)	2:47 (=15) 43:34 (25)
				3:21 (=24) 46:55 (26)	2:33 (=16) 49:28 (22)	2:53 (=11) 52:21 (22)	3:33 (=10) 55:54 (19)	2:38 (=19) 58:32 (19)	2:53 (=5) 1:01:25 (19)			
			T2	0:26 (=23) 1:01:51 (20)								0:26 (=23)
			Run 2	5:09 (32) 1:07:00 (26)	4:43 (28) 1:11:43 (26)	5:42 (30) 1:17:25 (26)	3:20 (26) 1:20:45 (26)	0:54 (=3) 1:21:39 (25)				19:48 (27)
26	le BIHAN Krilan	FRA	1:21:39 +7:25 1P									
			Run 1	3:38 (16) 3:38 (16)	3:42 (28) 7:20 (26)	4:30 (24) 11:50 (24)	4:24 (26) 16:14 (24)					16:14 (24)
			T1	0:18 (=4) 16:32 (24)								0:18 (=4)
			Bike	3:29 (=17) 20:01 (23)	2:32 (13) 22:33 (23)	2:56 (=20) 25:29 (20)	3:21 (=20) 28:50 (20)	2:42 (=23) 31:32 (19)	2:58 (=24) 34:30 (22)	3:22 (=12) 37:52 (16)	2:44 (29) 40:36 (18)	2:57 (=25) 43:33 (20)
				3:16 (=16) 46:49 (16)	2:35 (=25) 49:24 (18)	2:50 (=2) 52:14 (16)	3:23 (=3) 55:37 (16)	2:35 (=16) 58:12 (18)	2:57 (=16) 1:01:09 (16)			
			T2	0:22 (=7) 1:01:31 (17)								0:22 (=7)
			Run 2	4:45 (27) 1:06:16 (22)	4:39 (27) 1:10:55 (25)	5:50 (32) 1:16:45 (25)	3:56 (33) 1:20:41 (25)	0:58 (=11) 1:21:39 (26)				20:08 (30)
27	NUNEZ GOMEZ Eduardo	MEX	1:22:39 +8:25									
			Run 1	3:37 (7) 3:37 (7)	3:34 (=5) 7:11 (12)	4:27 (23) 11:38 (18)	4:21 (24) 15:59 (23)					15:59 (23)
			T1	0:22 (=23) 16:21 (23)								0:22 (=23)
			Bike	4:01 (32) 20:22 (24)	2:48 (31) 23:10 (27)	2:51 (=16) 26:01 (27)	3:28 (=25) 29:29 (27)	2:37 (13) 32:06 (26)	2:53 (=18) 34:59 (28)	3:14 (=3) 38:13 (26)	2:33 (=16) 40:46 (26)	2:49 (=19) 43:35 (27)
				3:20 (=20) 46:55 (25)	2:34 (=19) 49:29 (25)	2:52 (=9) 52:21 (21)	3:35 (=25) 55:56 (25)	2:38 (=19) 58:34 (25)	2:58 (=25) 1:01:32 (27)			
			T2	0:25 (=20) 1:01:57 (27)								0:25 (=20)
			Run 2	5:22 (33) 1:07:19 (27)	4:57 (32) 1:12:16 (27)	5:41 (29) 1:17:57 (27)	3:32 (30) 1:21:29 (27)	1:10 (32) 1:22:39 (27)				20:42 (32)



THU 14 AUG 2025
Start Time: 8:00

Race Analysis


Rk	Name	NOC Code	Segment									
			Run 1	1.3km	2.5km	3.8km	5.0km					
			T1	out								
			Bike	2.0km	4.0km	6.0km	8.0km	10.0km	12.0km	14.0km	16.0km	18.0km
				20.0km	22.0km	24.0km	26.0km	28.0km	30.0km			
			T2	out								
			Run 2	1.3km	2.5km	3.6km	3.8km	5.0km				
28	PECSON Maynard	PHI	1:23:59 +9:45									
			Run 1	3:41 (30)	3:55 (32)	4:49 (31)	4:32 (=28)					16:57 (31)
				3:41 (30)	7:36 (32)	12:25 (32)	16:57 (31)					
			T1	0:19 (=8)								0:19 (=8)
				17:16 (31)								
			Bike	3:52 (31)	2:44 (=25)	3:00 (=29)	3:32 (=30)	2:43 (=27)	3:04 (30)	3:45 (30)	2:52 (30)	3:05 (30)
				21:08 (31)	23:52 (31)	26:52 (30)	30:24 (30)	33:07 (29)	36:11 (29)	39:56 (29)	42:48 (29)	45:53 (29)
				3:51 (33)	2:48 (33)	3:09 (33)	3:24 (=5)	2:38 (=19)	3:04 (29)			
				49:44 (29)	52:32 (29)	55:41 (29)	59:05 (30)	1:01:43 (30)	1:04:47 (29)			
			T2	0:27 (=26)								0:27 (=26)
				1:05:14 (29)								
			Run 2	4:37 (25)	4:26 (23)	5:20 (23)	3:19 (=23)	1:03 (=22)				18:45 (24)
				1:09:51 (28)	1:14:17 (28)	1:19:37 (28)	1:22:56 (28)	1:23:59 (28)				
29	KANEDA Ryosuke	JPN	1:25:47 +11:33 1P									
			Run 1	3:39 (22)	3:38 (=21)	4:39 (26)	4:39 (31)					16:35 (27)
				3:39 (22)	7:17 (22)	11:56 (25)	16:35 (27)					
			T1	0:30 (32)								0:30 (32)
				17:05 (30)								
			Bike	3:36 (=26)	2:36 (=16)	2:59 (=27)	4:00 (34)	2:51 (32)	3:13 (33)	4:10 (34)	3:01 (33)	3:07 (=32)
				20:41 (30)	23:17 (29)	26:16 (29)	30:16 (29)	33:07 (30)	36:20 (30)	40:30 (30)	43:31 (30)	46:38 (30)
				3:50 (32)	2:42 (30)	3:04 (30)	3:48 (31)	2:51 (32)	3:18 (=32)			
				50:28 (31)	53:10 (31)	56:14 (31)	1:00:02 (31)	1:02:53 (31)	1:06:11 (31)			
			T2	0:29 (30)								0:29 (30)
				1:06:40 (31)								
			Run 2	4:42 (26)	4:33 (25)	5:29 (25)	3:19 (=23)	1:04 (=24)				19:07 (26)
				1:11:22 (30)	1:15:55 (29)	1:21:24 (29)	1:24:43 (29)	1:25:47 (29)				
30	CIRON John Patrick	PHI	1:26:50 +12:36									
			Run 1	3:39 (21)	3:41 (=26)	4:43 (=28)	4:32 (=28)					16:35 (29)
				3:39 (21)	7:20 (27)	12:03 (27)	16:35 (29)					
			T1	0:22 (=23)								0:22 (=23)
				16:57 (28)								
			Bike	3:43 (29)	2:53 (32)	3:19 (=32)	3:32 (=30)	2:49 (31)	3:19 (34)	4:05 (33)	3:04 (34)	3:17 (34)
				20:40 (29)	23:33 (30)	26:52 (31)	30:24 (31)	33:13 (31)	36:32 (31)	40:37 (31)	43:41 (31)	46:58 (32)
				4:44 (34)	2:54 (34)	3:14 (34)	3:52 (34)	2:52 (=33)	3:17 (31)			
				51:42 (32)	54:36 (32)	57:50 (32)	1:01:42 (32)	1:04:34 (34)	1:07:51 (33)			
			T2	1:08:16 (32)								
			Run 2	4:35 (23)	4:24 (=20)	5:21 (24)	3:14 (21)	1:00 (=17)				18:34 (=21)
				1:12:51 (31)	1:17:15 (31)	1:22:36 (31)	1:25:50 (30)	1:26:50 (30)				



THU 14 AUG 2025
Start Time: 8:00

Race Analysis

Rk	Name	NOC Code	Segment									
			Run 1	1.3km	2.5km	3.8km	5.0km					
			T1	out								
			Bike	2.0km	4.0km	6.0km	8.0km	10.0km	12.0km	14.0km	16.0km	18.0km
				20.0km	22.0km	24.0km	26.0km	28.0km	30.0km			
			T2	out								
			Run 2	1.3km	2.5km	3.6km	3.8km	5.0km				
31	ENKHTAIVAN Bolor-Erdene	MGL		1:27:07	+12:53	1P						
			Run 1	4:06 (34)	4:29 (34)	5:32 (34)	5:13 (34)					19:20 (34)
				4:06 (34)	8:35 (34)	14:07 (34)	19:20 (34)					
			T1	0:35 (33)								0:35 (33)
				19:55 (34)								
			Bike	3:34 (=23)	2:38 (19)	2:48 (14)	3:15 (15)	2:39 (21)	2:53 (=18)	3:30 (29)	2:39 (21)	2:49 (=19)
				23:29 (34)	26:07 (34)	28:55 (34)	32:10 (32)	34:49 (32)	37:42 (32)	41:12 (32)	43:51 (32)	46:40 (31)
				3:27 (29)	2:41 (29)	2:54 (=21)	3:22 (2)	2:39 (=27)	3:05 (30)			
				50:07 (30)	52:48 (30)	55:42 (30)	59:04 (29)	1:01:43 (29)	1:04:48 (30)			
			T2	0:39 (31)								0:39 (31)
				1:05:27 (30)								
			Run 2	5:08 (31)	5:22 (33)	6:06 (33)	3:47 (=31)	1:17 (33)				21:40 (33)
				1:10:35 (29)	1:15:57 (30)	1:22:03 (30)	1:25:50 (31)	1:27:07 (31)				
32	ALGHAMDI Abdulrahman	KSA		1:28:13	+13:59							
			Run 1	3:49 (33)	4:13 (33)	5:07 (33)	4:53 (33)					18:02 (33)
				3:49 (33)	8:02 (33)	13:09 (33)	18:02 (33)					
			T1	0:17 (=1)								0:17 (=1)
				18:19 (33)								
			Bike	4:07 (33)	3:02 (33)	3:19 (=32)	3:28 (=25)	2:56 (33)	3:07 (32)	3:54 (=31)	2:57 (=31)	3:07 (=32)
				22:26 (33)	25:28 (33)	28:47 (33)	32:15 (34)	35:11 (33)	38:18 (33)	42:12 (33)	45:09 (33)	48:16 (34)
				3:46 (=30)	2:46 (31)	3:05 (=31)	3:50 (33)	2:50 (31)	3:18 (=32)			
				52:02 (34)	54:48 (33)	57:53 (34)	1:01:43 (34)	1:04:33 (32)	1:07:51 (32)			
			T2	1:08:17 (33)								
			Run 2	5:03 (29)	4:48 (=29)	5:39 (28)	3:19 (=23)	1:07 (=28)				19:56 (29)
				1:13:20 (32)	1:18:08 (32)	1:23:47 (33)	1:27:06 (32)	1:28:13 (32)				
33	HOSSEINI Seyedjavad	IRI		1:28:41	+14:27	1P						
			Run 1	3:38 (14)	3:43 (29)	4:58 (32)	4:40 (32)					16:59 (32)
				3:38 (14)	7:21 (28)	12:19 (31)	16:59 (32)					
			T1	0:22 (=23)								0:22 (=23)
				17:21 (32)								
			Bike	4:38 (34)	3:09 (34)	3:19 (=32)	3:45 (33)	3:00 (34)	3:06 (31)	3:54 (=31)	2:57 (=31)	3:06 (31)
				21:59 (32)	25:08 (32)	28:27 (32)	32:12 (33)	35:12 (34)	38:18 (34)	42:12 (34)	45:09 (34)	48:15 (33)
				3:46 (=30)	2:47 (32)	3:05 (=31)	3:49 (32)	2:52 (=33)	3:18 (=32)			
				52:01 (33)	54:48 (34)	57:53 (33)	1:01:42 (33)	1:04:34 (33)	1:07:52 (34)			
			T2	1:08:17 (34)								
			Run 2	5:04 (30)	4:48 (=29)	5:38 (27)	3:47 (=31)	1:07 (=28)				20:24 (31)
				1:13:21 (33)	1:18:09 (33)	1:23:47 (32)	1:27:34 (33)	1:28:41 (33)				




THU 14 AUG 2025
Start Time: 8:00

Race Analysis

Rk	Name	NOC Code	Segment									
		Run 1 T1 Bike T2 Run 2	1.3km	2.5km	3.8km	5.0km						
			out									
			2.0km	4.0km	6.0km	8.0km	10.0km	12.0km	14.0km	16.0km	18.0km	
			20.0km	22.0km	24.0km	26.0km	28.0km	30.0km				
			out									
			1.3km	2.5km	3.6km	3.8km	5.0km					
MOYA Brian		COL	DNF									
		Run 1 T1 Bike T2	3:37 (13)	3:34 (=5)	4:13 (=5)	4:05 (11)						15:29 (11)
			3:37 (13)	7:11 (9)	11:24 (11)	15:29 (11)						0:20 (=13)
			15:49 (10)									
			3:29 (=17)	2:34 (14)	3:15 (31)	3:44 (32)	2:42 (=23)	2:58 (=24)	3:24 (=20)	2:43 (=25)	2:55 (23)	45:40 (29)
			19:18 (16)	21:52 (16)	25:07 (16)	28:51 (23)	31:33 (21)	34:31 (23)	37:55 (21)	40:38 (22)	43:33 (21)	
			3:22 (=27)	2:34 (=19)	2:53 (=11)	3:33 (=10)	2:39 (=27)	2:55 (=9)				
			46:55 (24)	49:29 (26)	52:22 (25)	55:55 (23)	58:34 (23)	1:01:29 (22)				0:25 (=20)
			0:25 (=20)									
Participants												
Entries / NOCs		Finished	LAP	DNF	DSQ	DNS	DQB					
34/20		33	0	1	0	0	0					

Legend:									
=	Equal sign indicates that two or more athletes share the same secondary rank							DNF	Did Not Finish
DNS	Did Not Start	DQB	Disqualified for unsportsmanlike behaviour				DSQ	Disqualified	
LAP	Lapped	Rk	Rank	T	Transition	xP	x 15 second Penalty		




Medallists

Medal	Name	NOC
GOLD	CHOQUERT Benjamin	FRA - France
SILVER	DELY Arnaud	BEL - Belgium
BRONZE	BIERINCKX Vincent	BEL - Belgium



DUATHLON

Women's Individual




FRI 15 AUG 2025
Start Time: 8:00

Start List

Race Number	Name	NOC Code	Date of Birth	Notes
2	VARO ZUBIRI Maria	ESP	17 APR 1993	
3	RASSMANN Nelly Maria	GER	25 DEC 1997	
4	DUPONT Jeanne	BEL	2 OCT 2002	
5	NASR AZADANI Hadis	IRI	9 JUN 2001	
6	TAYYAREH KHAJOUEI Shokouh	IRI	18 MAR 1990	
7	ISEBAERT Lisa Lydia M.	BEL	5 NOV 2000	
8	TRUPA Merry Joy	PHI	4 JUN 2002	
9	MIDDLEDITCH Louisa	SGP	17 AUG 2000	
10	LU Ziqing	CHN	25 MAY 2006	
11	CORBOVA Nikola	SVK	8 DEC 1990	
12	SHIMAZAKI Mao	JPN	28 NOV 2004	
14	MANGROBANG Marion Kim	PHI	4 SEP 1991	
16	QUIAMBAO Bea Marie	PHI	20 JUN 2000	
17	KLEIN Julia	GER	1 AUG 1997	
18	ABEDINI NEZHAD Faezeh Sadat	IRI	9 MAY 2004	
19	KANKE Narumi	JPN	3 OCT 2004	
20	CASTILLO Diana	COL	30 JAN 1993	
21	KOOTSTRA Aline	NED	3 FEB 1994	
22	NG Xuan Jie	SGP	26 JUL 2005	
23	FABER Annika	GER	10 AUG 2002	
24	YONG Man Yun	SGP	29 MAY 1987	
25	MARTINEZ AVILA Selene	MEX	29 DEC 2000	
26	ALVAREZ CORRAL Anahi	MEX	11 AUG 2001	
27	POZLEROVA Edita	CZE	16 AUG 2007	
28	RUIZ Genesis	VEN	21 OCT 1993	
31	HILLER Eleonore	BEL	28 AUG 2003	
35	FUKUSHIMA Yayoi	JPN	13 MAR 1987	
36	ALSHAMSI Mariam	UAE	5 JAN 1992	
37	VARGAS Jonaneth	VEN	18 NOV 2007	


Entries / NOCs	Course information		
	Run 1 (5.0km)	Bike (30.0km)	Run 2 (5.0km)
29/15	2 Laps of 2.5km	5 Laps of 6.0km	2 Laps of 2.5km



FRI 15 AUG 2025
Start Time: 8:00

Race Facts

Segment	Lap	Incident	Athlete Involved	NOC Code
Run 1	2	Withdrawal from the race.	17 KLEIN Julia	GER
Transition 1		15 second penalty for placing equipment outside the box.	10 LU Ziqing	CHN
Transition 2		15 second penalty for placing equipment outside the box.	23 FABER Annika	GER
Run 2	1	15 second penalty served.	23 FABER Annika	GER
Run 2	2	15 second penalty served.	10 LU Ziqing	CHN




FRI 15 AUG 2025
Start Time: 8:00

Results

Rank	Race No.	Name	NOC Code	Run 1 (2.5 km) 2 Laps		T1		Bike (30.0km) 5 Laps		T2		Run 2 (2.5km) 2 Laps		Total Time	Time Diff.
1	26	ALVAREZ CORRAL A	MEX	17:21	(2)	17:39 0:18	(2) (2)	1:07:52 50:13	(2) (11)	1:08:12 0:20	(2) (2)	17:19	(1)	1:25:31	
2	2	VARO ZUBIRI Maria	ESP	17:20	(1)	17:37 0:17	(1) (1)	1:07:51 50:14	(1) (12)	1:08:10 0:19	(1) (1)	17:23	(2)	1:25:33	+0:02
3	4	DUPONT Jeanne	BEL	17:21	(3)	17:47 0:26	(3) (=25)	1:07:53 50:06	(5) (10)	1:08:16 0:23	(4) (=7)	17:42	(3)	1:25:58	+0:27
4	7	ISEBAERT Lisa Lydia M.	BEL	17:45	(6)	18:06 0:21	(6) (=9)	1:07:52 49:46	(4) (6)	1:08:13 0:21	(3) (=3)	19:06	(4)	1:27:19	+1:48
5	12	SHIMAZAKI Mao	JPN	18:17	(8)	18:37 0:20	(8) (=6)	1:07:54 49:17	(6) (5)	1:08:17 0:23	(5) (=7)	19:13	(5)	1:27:30	+1:59
6	21	KOOTSTRA Aline	NED	17:45	(5)	18:05 0:20	(5) (=6)	1:07:52 49:47	(3) (7)	1:08:21 0:29	(7) (=20)	19:14	(6)	1:27:35	+2:04
7	35	FUKUSHIMA Yayoi	JPN	17:46	(7)	18:07 0:21	(7) (=9)	1:07:59 49:52	(12) (8)	1:08:22 0:23	(10) (=7)	19:21	(7)	1:27:43	+2:12
8	3	RASSMANN Nelly Maria	GER	18:44	(11)	19:05 0:21	(11) (=9)	1:07:56 48:51	(8) (2)	1:08:21 0:25	(8) (=13)	19:31	(8)	1:27:52	+2:21
9	10	LU Ziqing	CHN	18:24	(10)	18:46 0:22	(10) (15)	1:07:56 49:10	(10) (3)	1:08:24 0:28	(11) (19)	19:52	(10)	1:28:16	+2:45 1P
10	20	CASTILLO Diana	COL	18:24	(9)	18:45 0:21	(9) (=9)	1:07:56 49:11	(9) (4)	1:08:22 0:26	(9) (18)	20:17	(12)	1:28:39	+3:08
11	25	MARTINEZ AVILA S	MEX	17:34	(4)	17:58 0:24	(4) (=21)	1:07:55 49:57	(7) (9)	1:08:20 0:25	(6) (=13)	21:32	(20)	1:29:52	+4:21
12	31	HILLER Eleonore	BEL	19:29	(19)	19:52 0:23	(21) (=16)	1:07:58 48:06	(11) (1)	1:08:32 0:34	(12) (26)	22:32	(23)	1:31:04	+5:33
13	19	KANKE Narumi	JPN	19:19	(16)	19:45 0:26	(17) (=25)	1:10:51 51:06	(18) (15)	1:11:23 0:32	(19) (23)	19:47	(9)	1:31:10	+5:39
14	27	POZLEROVA Edita	CZE	19:09	(14)	19:32 0:23	(14) (=16)	1:10:48 51:16	(15) (17)	1:11:10 0:22	(15) (=5)	20:13	(11)	1:31:23	+5:52
15	11	CORBOVA Nikola	SVK	19:08	(13)	19:31 0:23	(13) (=16)	1:10:11 50:40	(13) (13)	1:10:44 0:33	(13) (=24)	20:47	(15)	1:31:31	+6:00
16	9	MIDDLEITCH Louisa	SGP	19:29	(20)	19:52 0:23	(20) (=16)	1:10:51 50:59	(19) (14)	1:11:16 0:25	(18) (=13)	20:31	(13)	1:31:47	+6:16
17	28	RUIZ Genesis	VEN	19:08	(12)	19:27 0:19	(12) (=3)	1:10:48 51:21	(14) (19)	1:11:10 0:22	(14) (=5)	20:41	(14)	1:31:51	+6:20

Timing and Results provided by Tissot



FRI 15 AUG 2025
Start Time: 8:00


Results

Rank	Race No.	Name	NOC Code	Run 1 (2.5 km) 2 Laps	T1	Bike (30.0km) 5 Laps	T2	Run 2 (2.5km) 2 Laps	Total Time	Time Diff.
18	14	MANGROBANG MK	PHI	19:22 (17)	19:43 (16) 0:21 (=9)	1:10:50 (16) 51:07 (16)	1:11:13 (16) 0:23 (=7)	20:57 (16)	1:32:10	+6:39
19	8	TRUPA Merry Joy	PHI	19:09 (15)	19:33 (15) 0:24 (=21)	1:10:51 (17) 51:18 (18)	1:11:15 (17) 0:24 (12)	21:25 (19)	1:32:40	+7:09
20	18	ABEDINI NEZHAD FS	IRI	19:27 (18)	19:47 (18) 0:20 (=6)	1:11:54 (20) 52:07 (22)	1:12:15 (20) 0:21 (=3)	21:05 (17)	1:33:20	+7:49
21	23	FABER Annika	GER	19:38 (22)	20:01 (22) 0:23 (=16)	1:11:55 (22) 51:54 (20)	1:12:20 (22) 0:25 (=13)	21:09 (18)	1:33:29	+7:58 1P
22	5	NASR AZADANI Hadis	IRI	19:29 (21)	19:48 (19) 0:19 (=3)	1:11:54 (21) 52:06 (21)	1:12:17 (21) 0:23 (=7)	23:41 (25)	1:35:58	+10:27
23	22	NG Xuan Jie	SGP	19:38 (23)	20:02 (23) 0:24 (=21)	1:16:07 (23) 56:05 (23)	1:16:36 (23) 0:29 (=20)	21:34 (21)	1:38:10	+12:39
24	37	VARGAS Jonaneth	VEN	20:59 (26)	21:26 (26) 0:27 (27)	1:17:37 (24) 56:11 (24)	1:18:10 (24) 0:33 (=24)	23:30 (24)	1:41:40	+16:09
25	6	TAYYAREH KHAJOU EI	IRI	20:23 (24)	20:44 (24) 0:21 (=9)	1:19:25 (26) 58:41 (26)	1:19:56 (26) 0:31 (22)	22:03 (22)	1:41:59	+16:28
26	16	QUIAMBAO Bea Marie	PHI	20:58 (25)	21:22 (25) 0:24 (=21)	1:18:10 (25) 56:48 (25)	1:18:35 (25) 0:25 (=13)	24:42 (26)	1:43:17	+17:46
27	24	YONG Man Yun	SGP	21:17 (27)	21:36 (27) 0:19 (=3)	1:20:27 (27) 58:51 (27)	1:21:10 (27) 0:43 (27)	24:49 (27)	1:45:59	+20:28
28	36	ALSHAMSI Mariam	UAE	25:16 (28)	26:02 (28) 0:46 (28)	1:36:42 (28) 1:10:40 (28)	1:37:29 (28) 0:47 (28)	27:52 (28)	2:05:21	+39:50
	17	KLEIN Julia	GER						DNF	

Participants						
Entries / NOCs	Finished	LAP	DNF	DSQ	DNS	DQB
29/15	28	0	1	0	0	0

Technical Delegates: TAN Melody (MAS)	Competition Jury: TAN Melody (MAS) FERNANDEZ ARIMANY Antonio Jesus (ESP) NINGNING Huai (CHN)
Head Referees: MO Sze Yuen (HKG)	Medical Delegate: XIAOLI Wang (CHN)

Legend:						
=	Equal sign indicates that two or more athletes share the same secondary rank					
DNF	Did Not Finish	DNS	Did Not Start	DQB	Disqualified for unsportsmanlike behaviour	Diff. Difference
DSQ	Disqualified	LAP	Lapped	No.	Number	T Transition
xP	x 15 second Penalty					




FRI 15 AUG 2025
Start Time: 8:00

Race Analysis

Course information									
Run 1 (5.0km)			Bike (30.0km)				Run 2 (5.0km)		
2 Laps of 2.5km			5 Laps of 6.0km				2 Laps of 2.5km		


Rk	Name	NOC Code	Segment									
			Run 1	1.3km	2.5km	3.8km	5.0km					
			T1	out								
			Bike	2.0km	4.0km	6.0km	8.0km	10.0km	12.0km	14.0km	16.0km	18.0km
				20.0km	22.0km	24.0km	26.0km	28.0km	30.0km			
			T2	out								
			Run 2	1.3km	2.5km	3.6km	3.8km	5.0km				
1	ALVAREZ CORRAL Anahi	MEX	1:25:31									
			Run 1	4:02 (3)	4:07 (=5)	4:48 (2)	4:24 (=1)					17:21 (2)
				4:02 (3)	8:09 (3)	12:57 (2)	17:21 (2)					
			T1	0:18 (2)								0:18 (2)
				17:39 (2)								
			Bike	3:53 (9)	2:48 (=8)	3:13 (=6)	3:50 (=3)	2:41 (=1)	3:23 (=17)	3:52 (=8)	2:51 (=8)	3:34 (=21)
				21:32 (2)	24:20 (3)	27:33 (4)	31:23 (5)	34:04 (4)	37:27 (5)	41:19 (5)	44:10 (5)	47:44 (4)
				4:05 (=15)	2:43 (=1)	3:27 (=20)	4:08 (=17)	2:40 (=8)	3:05 (=1)			
				51:49 (4)	54:32 (5)	57:59 (5)	1:02:07 (3)	1:04:47 (6)	1:07:52 (2)			
			T2	0:20 (2)								0:20 (2)
				1:08:12 (2)								
			Run 2	4:18 (2)	4:12 (=1)	4:54 (=1)	3:00 (=1)	0:55 (1)				17:19 (1)
				1:12:30 (1)	1:16:42 (1)	1:21:36 (2)	1:24:36 (2)	1:25:31 (1)				
2	VARO ZUBIRI Maria	ESP	1:25:33									
					+0:02							
			Run 1	4:02 (2)	4:07 (=5)	4:47 (1)	4:24 (=1)					17:20 (1)
				4:02 (2)	8:09 (2)	12:56 (1)	17:20 (1)					
			T1	0:17 (1)								0:17 (1)
				17:37 (1)								
			Bike	3:49 (7)	2:53 (15)	3:13 (=6)	3:50 (=3)	2:41 (=1)	3:24 (21)	3:52 (=8)	2:50 (7)	3:35 (=24)
				21:26 (1)	24:19 (1)	27:32 (2)	31:22 (2)	34:03 (1)	37:27 (2)	41:19 (3)	44:09 (1)	47:44 (2)
				4:05 (=15)	2:43 (=1)	3:27 (=20)	4:08 (=17)	2:39 (=1)	3:05 (=1)			
				51:49 (3)	54:32 (1)	57:59 (4)	1:02:07 (1)	1:04:46 (4)	1:07:51 (1)			
			T2	0:19 (1)								0:19 (1)
				1:08:10 (1)								
			Run 2	4:20 (3)	4:12 (=1)	4:54 (=1)	3:00 (=1)	0:57 (2)				17:23 (2)
				1:12:30 (2)	1:16:42 (2)	1:21:36 (1)	1:24:36 (1)	1:25:33 (2)				
3	DUPONT Jeanne	BEL	1:25:58									
					+0:27							
			Run 1	4:02 (1)	4:06 (=2)	4:49 (=3)	4:24 (=1)					17:21 (3)
				4:02 (1)	8:08 (1)	12:57 (3)	17:21 (3)					
			T1	0:26 (=25)								0:26 (=25)
				17:47 (3)								
			Bike	3:46 (=3)	2:46 (=5)	3:13 (=6)	3:50 (=3)	2:42 (=4)	3:23 (=17)	3:52 (=8)	2:51 (=8)	3:34 (=21)
				21:33 (3)	24:19 (2)	27:32 (1)	31:22 (3)	34:04 (3)	37:27 (3)	41:19 (2)	44:10 (2)	47:44 (3)
				4:05 (=15)	2:43 (=1)	3:26 (=18)	4:09 (=20)	2:39 (=1)	3:07 (=5)			
				51:49 (2)	54:32 (2)	57:58 (2)	1:02:07 (4)	1:04:46 (3)	1:07:53 (5)			
			T2	0:23 (=7)								0:23 (=7)
				1:08:16 (4)								
			Run 2	4:14 (1)	4:12 (=1)	5:01 (3)	3:11 (3)	1:04 (=7)				17:42 (3)
				1:12:30 (3)	1:16:42 (3)	1:21:43 (3)	1:24:54 (3)	1:25:58 (3)				



FRI 15 AUG 2025
Start Time: 8:00

Race Analysis


Rk	Name	NOC Code	Segment									
			Run 1	1.3km	2.5km	3.8km	5.0km					
			T1	out								
			Bike	2.0km	4.0km	6.0km	8.0km	10.0km	12.0km	14.0km	16.0km	18.0km
				20.0km	22.0km	24.0km	26.0km	28.0km	30.0km			
			T2	out								
			Run 2	1.3km	2.5km	3.6km	3.8km	5.0km				
4	ISEBAERT Lisa Lydia M.	BEL	1:27:19	+1:48								
			Run 1	4:03 (5)	4:06 (=2)	4:55 (=6)	4:41 (=5)					17:45 (6)
				4:03 (5)	8:09 (4)	13:04 (6)	17:45 (6)					
			T1	0:21 (=9)								0:21 (=9)
				18:06 (6)								
			Bike	3:40 (=1)	2:39 (=1)	3:08 (=2)	3:50 (=3)	2:41 (=1)	3:23 (=17)	3:52 (=8)	2:51 (=8)	3:35 (=24)
				21:46 (6)	24:25 (5)	27:33 (5)	31:23 (4)	34:04 (5)	37:27 (1)	41:19 (4)	44:10 (4)	47:45 (5)
				4:04 (14)	2:43 (=1)	3:26 (=18)	4:09 (=20)	2:40 (=8)	3:05 (=1)			
				51:49 (5)	54:32 (4)	57:58 (1)	1:02:07 (7)	1:04:47 (5)	1:07:52 (4)			
			T2	0:21 (=3)								0:21 (=3)
				1:08:13 (3)								
			Run 2	4:35 (5)	4:34 (5)	5:30 (6)	3:23 (6)	1:04 (=7)				19:06 (4)
				1:12:48 (5)	1:17:22 (5)	1:22:52 (5)	1:26:15 (4)	1:27:19 (4)				
5	SHIMAZAKI Mao	JPN	1:27:30	+1:59								
			Run 1	4:05 (9)	4:10 (8)	5:06 (8)	4:56 (11)					18:17 (8)
				4:05 (9)	8:15 (8)	13:21 (8)	18:17 (8)					
			T1	0:20 (=6)								0:20 (=6)
				18:37 (8)								
			Bike	4:05 (=16)	2:58 (=20)	3:16 (=11)	3:59 (=15)	2:54 (11)	3:18 (16)	3:41 (=3)	2:46 (1)	3:11 (=2)
				22:42 (7)	25:40 (9)	28:56 (8)	32:55 (7)	35:49 (7)	39:07 (11)	42:48 (10)	45:34 (7)	48:45 (7)
				3:47 (7)	2:49 (=7)	3:07 (=2)	3:40 (=1)	2:39 (=1)	3:07 (=5)			
				52:32 (10)	55:21 (10)	58:28 (10)	1:02:08 (10)	1:04:47 (8)	1:07:54 (6)			
			T2	0:23 (=7)								0:23 (=7)
				1:08:17 (5)								
			Run 2	4:38 (6)	4:36 (=6)	5:36 (9)	3:18 (4)	1:05 (=9)				19:13 (5)
				1:12:55 (6)	1:17:31 (6)	1:23:07 (7)	1:26:25 (5)	1:27:30 (5)				
6	KOOTSTRA Aline	NED	1:27:35	+2:04								
			Run 1	4:05 (7)	4:04 (1)	4:55 (=6)	4:41 (=5)					17:45 (5)
				4:05 (7)	8:09 (5)	13:04 (5)	17:45 (5)					
			T1	0:20 (=6)								0:20 (=6)
				18:05 (5)								
			Bike	3:40 (=1)	2:39 (=1)	3:09 (4)	3:49 (2)	2:42 (=4)	3:23 (=17)	3:52 (=8)	2:51 (=8)	3:34 (=21)
				21:45 (4)	24:24 (4)	27:33 (3)	31:22 (1)	34:04 (2)	37:27 (4)	41:19 (1)	44:10 (3)	47:44 (1)
				4:05 (=15)	2:43 (=1)	3:27 (=20)	4:08 (=17)	2:39 (=1)	3:06 (4)			
				51:49 (1)	54:32 (3)	57:59 (3)	1:02:07 (2)	1:04:46 (2)	1:07:52 (3)			
			T2	0:29 (=20)								0:29 (=20)
				1:08:21 (7)								
			Run 2	4:39 (=7)	4:39 (=9)	5:34 (8)	3:20 (5)	1:02 (4)				19:14 (6)
				1:13:00 (7)	1:17:39 (8)	1:23:13 (8)	1:26:33 (6)	1:27:35 (6)				



FRI 15 AUG 2025
Start Time: 8:00

Race Analysis


Rk	Name	NOC Code	Segment									
			Run 1	1.3km	2.5km	3.8km	5.0km					
			T1	out								
			Bike	2.0km	4.0km	6.0km	8.0km	10.0km	12.0km	14.0km	16.0km	18.0km
				20.0km	22.0km	24.0km	26.0km	28.0km	30.0km			
			T2	out								
			Run 2	1.3km	2.5km	3.6km	3.8km	5.0km				
7	FUKUSHIMA Yayoi	JPN		1:27:43	+2:12							
			Run 1	4:05 (8) 4:05 (8)	4:07 (=5) 8:12 (7)	4:52 (5) 13:04 (7)	4:42 (7) 17:46 (7)					17:46 (7)
			T1	0:21 (=9) 18:07 (7)								0:21 (=9)
			Bike	4:36 (24) 22:43 (10)	2:58 (=20) 25:41 (10)	3:15 (=9) 28:56 (9)	3:59 (=15) 32:55 (9)	2:55 (=12) 35:50 (9)	3:17 (=14) 39:07 (12)	3:41 (=3) 42:48 (11)	2:47 (=2) 45:35 (12)	3:11 (=2) 48:46 (11)
				3:46 (=1) 52:32 (11)	2:49 (=7) 55:21 (11)	3:07 (=2) 58:28 (11)	3:40 (=1) 1:02:08 (11)	2:40 (=8) 1:04:48 (11)	3:11 (11) 1:07:59 (12)			
			T2	0:23 (=7) 1:08:22 (10)								0:23 (=7)
			Run 2	4:39 (=7) 1:13:01 (8)	4:36 (=6) 1:17:37 (7)	5:29 (5) 1:23:06 (6)	3:29 (9) 1:26:35 (7)	1:08 (=13) 1:27:43 (7)				19:21 (7)
8	RASSMANN Nelly Maria	GER		1:27:52	+2:21							
			Run 1	4:17 (21) 4:17 (21)	4:20 (12) 8:37 (15)	5:14 (11) 13:51 (11)	4:53 (=8) 18:44 (11)					18:44 (11)
			T1	0:21 (=9) 19:05 (11)								0:21 (=9)
			Bike	4:07 (19) 23:12 (11)	2:54 (16) 26:06 (11)	3:11 (5) 29:17 (11)	3:56 (=9) 33:13 (11)	2:48 (=7) 36:01 (12)	3:06 (=1) 39:07 (10)	3:40 (=1) 42:47 (8)	2:47 (=2) 45:34 (8)	3:11 (=2) 48:45 (8)
				3:46 (=1) 52:31 (7)	2:49 (=7) 55:20 (6)	3:07 (=2) 58:27 (8)	3:41 (7) 1:02:08 (9)	2:39 (=1) 1:04:47 (7)	3:09 (=9) 1:07:56 (8)			
			T2	0:25 (=13) 1:08:21 (8)								0:25 (=13)
			Run 2	4:46 (10) 1:13:07 (10)	4:37 (8) 1:17:44 (10)	5:39 (10) 1:23:23 (9)	3:26 (8) 1:26:49 (8)	1:03 (=5) 1:27:52 (8)				19:31 (8)
9	LU Ziqing	CHN		1:28:16	+2:45	1P						
			Run 1	4:08 (13) 4:08 (13)	4:14 (9) 8:22 (11)	5:09 (=9) 13:31 (10)	4:53 (=8) 18:24 (10)					18:24 (10)
			T1	0:22 (15) 18:46 (10)								0:22 (15)
			Bike	3:57 (12) 22:43 (9)	2:57 (=17) 25:40 (7)	3:16 (=11) 28:56 (10)	3:59 (=15) 32:55 (10)	2:55 (=12) 35:50 (10)	3:17 (=14) 39:07 (8)	3:41 (=3) 42:48 (12)	2:47 (=2) 45:35 (11)	3:11 (=2) 48:46 (12)
				3:46 (=1) 52:32 (12)	2:49 (=7) 55:21 (12)	3:07 (=2) 58:28 (12)	3:40 (=1) 1:02:08 (12)	2:40 (=8) 1:04:48 (12)	3:08 (=7) 1:07:56 (10)			
			T2	0:28 (19) 1:08:24 (11)								0:28 (19)
			Run 2	4:41 (9) 1:13:05 (9)	4:39 (=9) 1:17:44 (9)	5:40 (11) 1:23:24 (10)	3:47 (20) 1:27:11 (9)	1:05 (=9) 1:28:16 (9)				19:52 (10)



FRI 15 AUG 2025
Start Time: 8:00

Race Analysis


Rk	Name	NOC Code	Segment									
	Run 1		1.3km	2.5km	3.8km	5.0km						
	T1		out									
	Bike		2.0km	4.0km	6.0km	8.0km	10.0km	12.0km	14.0km	16.0km	18.0km	
			20.0km	22.0km	24.0km	26.0km	28.0km	30.0km				
	T2		out									
	Run 2		1.3km	2.5km	3.6km	3.8km	5.0km					
10 CASTILLO Diana COL 1:28:39 +3:08												
Run 1			4:06 (10)	4:16 (11)	5:09 (=9)	4:53 (=8)						18:24 (9)
			4:06 (10)	8:22 (10)	13:31 (9)	18:24 (9)						
T1			0:21 (=9)									0:21 (=9)
			18:45 (9)									
Bike			3:58 (13)	2:57 (=17)	3:16 (=11)	3:59 (=15)	2:55 (=12)	3:16 (=11)	3:41 (=3)	2:47 (=2)	3:11 (=2)	49:11 (4)
			22:43 (8)	25:40 (8)	28:56 (7)	32:55 (8)	35:50 (8)	39:06 (7)	42:47 (9)	45:34 (10)	48:45 (9)	
			3:46 (=1)	2:50 (=11)	3:06 (1)	3:40 (=1)	2:40 (=8)	3:09 (=9)				
			52:31 (8)	55:21 (9)	58:27 (7)	1:02:07 (6)	1:04:47 (9)	1:07:56 (9)				
T2			0:26 (18)									0:26 (18)
			1:08:22 (9)									
Run 2			4:59 (=13)	4:45 (12)	5:51 (13)	3:35 (13)	1:07 (=11)					20:17 (12)
			1:13:21 (11)	1:18:06 (11)	1:23:57 (11)	1:27:32 (10)	1:28:39 (10)					
11 MARTINEZ AVILA Selene MEX 1:29:52 +4:21												
Run 1			4:03 (4)	4:06 (=2)	4:49 (=3)	4:36 (4)						17:34 (4)
			4:03 (4)	8:09 (6)	12:58 (4)	17:34 (4)						
T1			0:24 (=21)									0:24 (=21)
			17:58 (4)									
Bike			3:48 (6)	2:45 (=3)	3:19 (21)	4:01 (19)	2:58 (=19)	3:25 (22)	4:12 (22)	3:06 (22)	3:13 (7)	49:57 (9)
			21:46 (5)	24:31 (6)	27:50 (6)	31:51 (6)	34:49 (6)	38:14 (6)	42:26 (6)	45:32 (6)	48:45 (10)	
			3:46 (=1)	2:50 (=11)	3:07 (=2)	3:40 (=1)	2:39 (=1)	3:08 (=7)				
			52:31 (9)	55:21 (8)	58:28 (9)	1:02:08 (8)	1:04:47 (10)	1:07:55 (7)				
T2			0:25 (=13)									0:25 (=13)
			1:08:20 (6)									
Run 2			4:27 (4)	4:28 (4)	5:23 (4)	6:05 (28)	1:09 (16)					21:32 (20)
			1:12:47 (4)	1:17:15 (4)	1:22:38 (4)	1:28:43 (11)	1:29:52 (11)					
12 HILLER Eleonore BEL 1:31:04 +5:33												
Run 1			4:25 (23)	4:27 (18)	5:29 (=15)	5:08 (=15)						19:29 (19)
			4:25 (23)	8:52 (23)	14:21 (19)	19:29 (19)						
T1			0:23 (=16)									0:23 (=16)
			19:52 (21)									
Bike			3:46 (=3)	2:45 (=3)	3:08 (=2)	3:42 (1)	2:48 (=7)	3:06 (=1)	3:40 (=1)	2:47 (=2)	3:10 (1)	48:06 (1)
			23:38 (16)	26:23 (13)	29:31 (13)	33:13 (12)	36:01 (11)	39:07 (9)	42:47 (7)	45:34 (9)	48:44 (6)	
			3:46 (=1)	2:50 (=11)	3:07 (=2)	3:40 (=1)	2:39 (=1)	3:12 (12)				
			52:30 (6)	55:20 (7)	58:27 (6)	1:02:07 (5)	1:04:46 (1)	1:07:58 (11)				
T2			0:34 (26)									0:34 (26)
			1:08:32 (12)									
Run 2			5:58 (24)	5:17 (=22)	6:20 (=22)	3:45 (19)	1:12 (22)					22:32 (23)
			1:14:30 (12)	1:19:47 (12)	1:26:07 (12)	1:29:52 (12)	1:31:04 (12)					



FRI 15 AUG 2025
Start Time: 8:00

Race Analysis


Rk	Name	NOC Code	Segment									
			Run 1	1.3km	2.5km	3.8km	5.0km					
			T1	out								
			Bike	2.0km	4.0km	6.0km	8.0km	10.0km	12.0km	14.0km	16.0km	18.0km
				20.0km	22.0km	24.0km	26.0km	28.0km	30.0km			
			T2	out								
			Run 2	1.3km	2.5km	3.6km	3.8km	5.0km				
13	KANKE Narumi	JPN	1:31:10 +5:39									
			Run 1	4:13 (14) 4:13 (14)	4:25 (=16) 8:38 (17)	5:30 (=17) 14:08 (17)	5:11 (21) 19:19 (16)					19:19 (16)
			T1	0:26 (=25) 19:45 (17)								0:26 (=25)
			Bike	3:56 (11) 23:41 (20)	2:46 (=5) 26:27 (20)	3:16 (=11) 29:43 (18)	3:56 (=9) 33:39 (17)	2:57 (=17) 36:36 (17)	3:13 (=5) 39:49 (17)	3:59 (=17) 43:48 (17)	2:54 (=14) 46:42 (18)	3:21 (=13) 50:03 (19)
				4:00 (=8) 54:03 (17)	2:54 (=18) 56:57 (18)	3:17 (=8) 1:00:14 (17)	4:05 (=13) 1:04:19 (19)	2:58 (=17) 1:07:17 (16)	3:34 (=21) 1:10:51 (18)			
			T2	0:32 (23) 1:11:23 (19)								0:32 (23)
			Run 2	5:03 (=16) 1:16:26 (19)	4:41 (11) 1:21:07 (16)	5:32 (7) 1:26:39 (13)	3:24 (7) 1:30:03 (13)	1:07 (=11) 1:31:10 (13)				19:47 (9)
14	POZLEROVA Edita	CZE	1:31:23 +5:52									
			Run 1	4:04 (6) 4:04 (6)	4:25 (=16) 8:29 (12)	5:31 (19) 14:00 (14)	5:09 (=18) 19:09 (14)					19:09 (14)
			T1	0:23 (=16) 19:32 (14)								0:23 (=16)
			Bike	4:04 (=14) 23:36 (13)	2:50 (13) 26:26 (16)	3:17 (=18) 29:43 (17)	3:56 (=9) 33:39 (15)	2:58 (=19) 36:37 (19)	3:12 (4) 39:49 (15)	3:58 (=14) 43:47 (15)	2:54 (=14) 46:41 (15)	3:22 (16) 50:03 (14)
				4:00 (=8) 54:03 (15)	2:53 (=14) 56:56 (15)	3:18 (=12) 1:00:14 (15)	4:05 (=13) 1:04:19 (17)	2:58 (=17) 1:07:17 (15)	3:31 (18) 1:10:48 (15)			
			T2	0:22 (=5) 1:11:10 (15)								0:22 (=5)
			Run 2	4:58 (=11) 1:16:08 (15)	4:52 (=13) 1:21:00 (15)	5:52 (14) 1:26:52 (15)	3:30 (10) 1:30:22 (15)	1:01 (3) 1:31:23 (14)				20:13 (11)
15	CORBOVA Nikola	SVK	1:31:31 +6:00									
			Run 1	4:14 (17) 4:14 (17)	4:22 (13) 8:36 (13)	5:23 (13) 13:59 (12)	5:09 (=18) 19:08 (13)					19:08 (13)
			T1	0:23 (=16) 19:31 (13)								0:23 (=16)
			Bike	4:05 (=16) 23:36 (12)	2:47 (7) 26:23 (12)	3:07 (1) 29:30 (12)	3:54 (7) 33:24 (13)	2:44 (6) 36:08 (13)	3:09 (3) 39:17 (13)	3:46 (7) 43:03 (13)	2:53 (13) 45:56 (13)	3:20 (=10) 49:16 (13)
				4:11 (22) 53:27 (13)	2:53 (=14) 56:20 (13)	3:19 (=14) 59:39 (13)	4:11 (22) 1:03:50 (13)	2:54 (=13) 1:06:44 (13)	3:27 (16) 1:10:11 (13)			
			T2	0:33 (=24) 1:10:44 (13)								0:33 (=24)
			Run 2	5:11 (19) 1:15:55 (13)	4:57 (17) 1:20:52 (13)	5:57 (15) 1:26:49 (14)	3:32 (11) 1:30:21 (14)	1:10 (=17) 1:31:31 (15)				20:47 (15)



FRI 15 AUG 2025
Start Time: 8:00

Race Analysis


Rk	Name	NOC Code	Segment									
			Run 1	1.3km	2.5km	3.8km	5.0km					
			T1	out								
			Bike	2.0km	4.0km	6.0km	8.0km	10.0km	12.0km	14.0km	16.0km	18.0km
				20.0km	22.0km	24.0km	26.0km	28.0km	30.0km			
			T2	out								
			Run 2	1.3km	2.5km	3.6km	3.8km	5.0km				
16	MIDDLEDITCH Louisa	SGP	1:31:47 +6:16									
			Run 1	4:14 (16) 4:14 (16)	4:34 (23) 8:48 (19)	5:32 (=20) 14:20 (18)	5:09 (=18) 19:29 (20)					19:29 (20)
			T1	0:23 (=16) 19:52 (20)								0:23 (=16)
			Bike	3:46 (=3) 23:38 (18)	2:49 (=11) 26:27 (17)	3:16 (=11) 29:43 (19)	3:55 (8) 33:38 (14)	2:58 (=19) 36:36 (18)	3:14 (=7) 39:50 (19)	3:57 (13) 43:47 (16)	2:56 (21) 46:43 (19)	3:20 (=10) 50:03 (18)
				4:00 (=8) 54:03 (14)	2:54 (=18) 56:57 (19)	3:17 (=8) 1:00:14 (19)	4:04 (=11) 1:04:18 (15)	2:59 (=19) 1:07:17 (14)	3:34 (=21) 1:10:51 (19)			
			T2	0:25 (=13) 1:11:16 (18)								0:25 (=13)
			Run 2	4:59 (=13) 1:16:15 (16)	4:56 (=15) 1:21:11 (17)	5:49 (12) 1:27:00 (17)	3:39 (15) 1:30:39 (16)	1:08 (=13) 1:31:47 (16)				20:31 (13)
17	RUIZ Genesis	VEN	1:31:51 +6:20									
			Run 1	4:16 (19) 4:16 (19)	4:23 (=14) 8:39 (18)	5:21 (12) 14:00 (13)	5:08 (=15) 19:08 (12)					19:08 (12)
			T1	0:19 (=3) 19:27 (12)								0:19 (=3)
			Bike	4:09 (20) 23:36 (14)	2:51 (14) 26:27 (19)	3:15 (=9) 29:42 (15)	3:57 (13) 33:39 (18)	2:56 (16) 36:35 (14)	3:15 (=9) 39:50 (18)	3:58 (=14) 43:48 (18)	2:54 (=14) 46:42 (16)	3:21 (=13) 50:03 (16)
				4:01 (=12) 54:04 (18)	2:53 (=14) 56:57 (17)	3:17 (=8) 1:00:14 (18)	4:05 (=13) 1:04:19 (18)	2:59 (=19) 1:07:18 (18)	3:30 (17) 1:10:48 (14)			
			T2	0:22 (=5) 1:11:10 (14)								0:22 (=5)
			Run 2	4:58 (=11) 1:16:08 (14)	4:52 (=13) 1:21:00 (14)	5:59 (16) 1:26:59 (16)	3:42 (17) 1:30:41 (17)	1:10 (=17) 1:31:51 (17)				20:41 (14)
18	MANGROBANG Marion Kim	PHI	1:32:10 +6:39									
			Run 1	4:13 (15) 4:13 (15)	4:23 (=14) 8:36 (14)	5:29 (=15) 14:05 (15)	5:17 (=22) 19:22 (17)					19:22 (17)
			T1	0:21 (=9) 19:43 (16)								0:21 (=9)
			Bike	3:55 (10) 23:38 (17)	2:48 (=8) 26:26 (15)	3:17 (=18) 29:43 (16)	3:56 (=9) 33:39 (16)	2:57 (=17) 36:36 (16)	3:13 (=5) 39:49 (16)	3:58 (=14) 43:47 (14)	2:55 (20) 46:42 (17)	3:21 (=13) 50:03 (15)
				4:00 (=8) 54:03 (16)	2:53 (=14) 56:56 (16)	3:18 (=12) 1:00:14 (16)	4:04 (=11) 1:04:18 (16)	3:00 (21) 1:07:18 (17)	3:32 (19) 1:10:50 (16)			
			T2	0:23 (=7) 1:11:13 (16)								0:23 (=7)
			Run 2	5:03 (=16) 1:16:16 (17)	4:56 (=15) 1:21:12 (18)	6:04 (18) 1:27:16 (18)	3:43 (18) 1:30:59 (18)	1:11 (=20) 1:32:10 (18)				20:57 (16)



FRI 15 AUG 2025
Start Time: 8:00

Race Analysis


Rk	Name	NOC Code	Segment									
			Run 1	1.3km	2.5km	3.8km	5.0km					
			T1	out								
			Bike	2.0km	4.0km	6.0km	8.0km	10.0km	12.0km	14.0km	16.0km	18.0km
				20.0km	22.0km	24.0km	26.0km	28.0km	30.0km			
			T2	out								
			Run 2	1.3km	2.5km	3.6km	3.8km	5.0km				
19	TRUPA Merry Joy	PHI	1:32:40 +7:09									
			Run 1	4:08 (12)	4:29 (19)	5:30 (=17)	5:02 (13)					19:09 (15)
				4:08 (12)	8:37 (16)	14:07 (16)	19:09 (15)					
			T1	0:24 (=21)								0:24 (=21)
				19:33 (15)								
			Bike	4:04 (=14)	2:49 (=11)	3:16 (=11)	3:58 (14)	2:55 (=12)	3:14 (=7)	3:59 (=17)	2:52 (12)	3:23 (17)
				23:37 (15)	26:26 (14)	29:42 (14)	33:40 (19)	36:35 (15)	39:49 (14)	43:48 (19)	46:40 (14)	50:03 (17)
				4:01 (=12)	2:46 (6)	3:17 (=8)	4:07 (16)	3:04 (22)	3:33 (20)			
				54:04 (19)	56:50 (14)	1:00:07 (14)	1:04:14 (14)	1:07:18 (19)	1:10:51 (17)			
			T2	0:24 (12)								0:24 (12)
				1:11:15 (17)								
			Run 2	5:02 (15)	5:02 (19)	6:17 (21)	3:51 (=22)	1:13 (23)				21:25 (19)
				1:16:17 (18)	1:21:19 (19)	1:27:36 (19)	1:31:27 (19)	1:32:40 (19)				
20	ABEDINI NEZHAD Faezeh Sadat	IRI	1:33:20 +7:49									
			Run 1	4:16 (20)	4:33 (=21)	5:33 (23)	5:05 (14)					19:27 (18)
				4:16 (20)	8:49 (22)	14:22 (22)	19:27 (18)					
			T1	0:20 (=6)								0:20 (=6)
				19:47 (18)								
			Bike	4:06 (18)	3:13 (=24)	3:31 (22)	4:04 (=20)	2:52 (10)	3:15 (=9)	4:07 (=19)	2:54 (=14)	3:20 (=10)
				23:53 (21)	27:06 (21)	30:37 (22)	34:41 (22)	37:33 (22)	40:48 (22)	44:55 (21)	47:49 (22)	51:09 (22)
				4:09 (=19)	2:56 (=21)	3:19 (=14)	4:03 (=8)	2:55 (16)	3:23 (13)			
				55:18 (22)	58:14 (22)	1:01:33 (22)	1:05:36 (22)	1:08:31 (22)	1:11:54 (20)			
			T2	0:21 (=3)								0:21 (=3)
				1:12:15 (20)								
			Run 2	5:13 (20)	4:59 (18)	6:14 (20)	3:36 (14)	1:03 (=5)				21:05 (17)
				1:17:28 (21)	1:22:27 (20)	1:28:41 (20)	1:32:17 (20)	1:33:20 (20)				
21	FABER Annika	GER	1:33:29 +7:58 1P									
			Run 1	4:17 (22)	4:32 (20)	5:32 (=20)	5:17 (=22)					19:38 (22)
				4:17 (22)	8:49 (20)	14:21 (20)	19:38 (22)					
			T1	0:23 (=16)								0:23 (=16)
				20:01 (22)								
			Bike	4:22 (23)	2:57 (=17)	3:17 (=18)	4:04 (=20)	2:51 (9)	3:16 (=11)	4:07 (=19)	2:54 (=14)	3:19 (=8)
				24:23 (23)	27:20 (22)	30:37 (21)	34:41 (21)	37:32 (20)	40:48 (20)	44:55 (20)	47:49 (20)	51:08 (20)
				4:09 (=19)	2:56 (=21)	3:20 (=16)	4:03 (=8)	2:54 (=13)	3:25 (15)			
				55:17 (20)	58:13 (20)	1:01:33 (20)	1:05:36 (20)	1:08:30 (20)	1:11:55 (22)			
			T2	0:25 (=13)								0:25 (=13)
				1:12:20 (22)								
			Run 2	5:07 (18)	5:17 (=22)	6:02 (17)	3:33 (12)	1:10 (=17)				21:09 (18)
				1:17:27 (20)	1:22:44 (21)	1:28:46 (21)	1:32:19 (21)	1:33:29 (21)				



FRI 15 AUG 2025
Start Time: 8:00

Race Analysis

Rk	Name	NOC Code	Segment									
	Run 1		1.3km	2.5km	3.8km	5.0km						
	T1		out									
	Bike		2.0km	4.0km	6.0km	8.0km	10.0km	12.0km	14.0km	16.0km	18.0km	
			20.0km	22.0km	24.0km	26.0km	28.0km	30.0km				
	T2		out									
	Run 2		1.3km	2.5km	3.6km	3.8km	5.0km					
22	NASR AZADANI Hadis	IRI	1:35:58		+10:27							
	Run 1		4:16 (18)	4:33 (=21)	5:32 (=20)	5:08 (=15)						19:29 (21)
			4:16 (18)	8:49 (21)	14:21 (21)	19:29 (21)						
	T1		0:19 (=3)									0:19 (=3)
			19:48 (19)									
	Bike		3:51 (8)	2:48 (=8)	3:16 (=11)	4:20 (23)	3:29 (27)	3:16 (=11)	4:07 (=19)	2:54 (=14)	3:19 (=8)	52:06 (21)
			23:39 (19)	26:27 (18)	29:43 (20)	34:03 (20)	37:32 (21)	40:48 (21)	44:55 (22)	47:49 (21)	51:08 (21)	
			4:10 (21)	2:55 (20)	3:20 (=16)	4:03 (=8)	2:54 (=13)	3:24 (14)				
			55:18 (21)	58:13 (21)	1:01:33 (21)	1:05:36 (21)	1:08:30 (21)	1:11:54 (21)				
	T2		0:23 (=7)									0:23 (=7)
			1:12:17 (21)									
	Run 2		5:59 (25)	5:46 (=25)	6:36 (24)	4:05 (24)	1:15 (=24)					23:41 (25)
			1:18:16 (22)	1:24:02 (22)	1:30:38 (22)	1:34:43 (22)	1:35:58 (22)					
23	NG Xuan Jie	SGP	1:38:10		+12:39							
	Run 1		4:28 (25)	4:42 (25)	5:28 (14)	5:00 (12)						19:38 (23)
			4:28 (25)	9:10 (24)	14:38 (23)	19:38 (23)						
	T1		0:24 (=21)									0:24 (=21)
			20:02 (23)									
	Bike		4:21 (22)	3:01 (23)	3:34 (=23)	4:25 (24)	3:11 (23)	3:35 (23)	4:29 (24)	3:10 (24)	3:33 (=19)	56:05 (23)
			24:23 (22)	27:24 (23)	30:58 (23)	35:23 (23)	38:34 (23)	42:09 (23)	46:38 (23)	49:48 (23)	53:21 (23)	
			4:30 (26)	3:12 (25)	3:36 (25)	4:32 (24)	3:13 (24)	3:43 (23)				
			57:51 (23)	1:01:03 (23)	1:04:39 (23)	1:09:11 (23)	1:12:24 (23)	1:16:07 (23)				
	T2		0:29 (=20)									0:29 (=20)
			1:16:36 (23)									
	Run 2		5:27 (21)	5:05 (20)	6:10 (19)	3:41 (16)	1:11 (=20)					21:34 (21)
			1:22:03 (23)	1:27:08 (23)	1:33:18 (23)	1:36:59 (23)	1:38:10 (23)					
24	VARGAS Jonaneth	VEN	1:41:40		+16:09							
	Run 1		4:27 (24)	4:48 (27)	6:02 (25)	5:42 (27)						20:59 (26)
			4:27 (24)	9:15 (27)	15:17 (25)	20:59 (26)						
	T1		0:27 (27)									0:27 (27)
			21:26 (26)									
	Bike		4:20 (21)	2:59 (22)	3:34 (=23)	4:14 (22)	3:07 (22)	3:36 (24)	4:26 (23)	3:12 (25)	3:44 (27)	56:11 (24)
			25:46 (25)	28:45 (25)	32:19 (24)	36:33 (24)	39:40 (24)	43:16 (24)	47:42 (24)	50:54 (24)	54:38 (24)	
			4:23 (23)	3:10 (24)	3:52 (27)	4:31 (23)	3:17 (25)	3:46 (24)				
			59:01 (24)	1:02:11 (24)	1:06:03 (24)	1:10:34 (24)	1:13:51 (24)	1:17:37 (24)				
	T2		0:33 (=24)									0:33 (=24)
			1:18:10 (24)									
	Run 2		5:56 (23)	5:41 (24)	6:54 (25)	3:51 (=22)	1:08 (=13)					23:30 (24)
			1:24:06 (24)	1:29:47 (24)	1:36:41 (24)	1:40:32 (24)	1:41:40 (24)					



FRI 15 AUG 2025
Start Time: 8:00

Race Analysis

Rk	Name	NOC Code	Segment									
			Run 1	1.3km	2.5km	3.8km	5.0km					
			T1	out								
			Bike	2.0km	4.0km	6.0km	8.0km	10.0km	12.0km	14.0km	16.0km	18.0km
				20.0km	22.0km	24.0km	26.0km	28.0km	30.0km			
			T2	out								
			Run 2	1.3km	2.5km	3.6km	3.8km	5.0km				
25	TAYYAREH KHAJOUEI Shokouh IRI			1:41:59	+16:28							
			Run 1	4:31 (27)	4:41 (24)	5:45 (24)	5:26 (24)					20:23 (24)
				4:31 (27)	9:12 (25)	14:57 (24)	20:23 (24)					
			T1	0:21 (=9)								0:21 (=9)
				20:44 (24)								
			Bike	4:45 (26)	3:16 (27)	3:34 (=23)	4:35 (=25)	3:16 (25)	3:42 (=26)	4:46 (27)	3:19 (27)	3:33 (=19)
				25:29 (24)	28:45 (24)	32:19 (25)	36:54 (25)	40:10 (25)	43:52 (25)	48:38 (25)	51:57 (25)	55:30 (26)
				4:29 (25)	3:16 (27)	3:44 (26)	5:00 (27)	3:24 (26)	4:02 (26)			
				59:59 (26)	1:03:15 (26)	1:06:59 (26)	1:11:59 (26)	1:15:23 (26)	1:19:25 (26)			
			T2	0:31 (22)								0:31 (22)
				1:19:56 (26)								
			Run 2	5:29 (22)	5:09 (21)	6:20 (=22)	3:50 (21)	1:15 (=24)				22:03 (22)
				1:25:25 (26)	1:30:34 (26)	1:36:54 (25)	1:40:44 (25)	1:41:59 (25)				
26	QUIAMBAO Bea Marie PHI			1:43:17	+17:46							
			Run 1	4:29 (26)	4:45 (26)	6:03 (=26)	5:41 (26)					20:58 (25)
				4:29 (26)	9:14 (26)	15:17 (26)	20:58 (25)					
			T1	0:24 (=21)								0:24 (=21)
				21:22 (25)								
			Bike	4:42 (25)	3:13 (=24)	3:39 (26)	4:35 (=25)	3:12 (24)	3:37 (25)	4:31 (25)	3:09 (23)	3:30 (18)
				26:04 (26)	29:17 (26)	32:56 (26)	37:31 (26)	40:43 (26)	44:20 (26)	48:51 (26)	52:00 (26)	55:30 (25)
				4:25 (24)	3:07 (23)	3:35 (24)	4:34 (25)	3:12 (23)	3:47 (25)			
				59:55 (25)	1:03:02 (25)	1:06:37 (25)	1:11:11 (25)	1:14:23 (25)	1:18:10 (25)			
			T2	0:25 (=13)								0:25 (=13)
				1:18:35 (25)								
			Run 2	6:04 (26)	5:46 (=25)	7:07 (26)	4:19 (26)	1:26 (28)				24:42 (26)
				1:24:39 (25)	1:30:25 (25)	1:37:32 (26)	1:41:51 (26)	1:43:17 (26)				
27	YONG Man Yun SGP			1:45:59	+20:28							
			Run 1	4:34 (28)	5:00 (28)	6:03 (=26)	5:40 (25)					21:17 (27)
				4:34 (28)	9:34 (28)	15:37 (27)	21:17 (27)					
			T1	0:19 (=3)								0:19 (=3)
				21:36 (27)								
			Bike	4:53 (27)	3:15 (26)	3:41 (27)	4:36 (27)	3:20 (26)	3:42 (=26)	4:43 (26)	3:14 (26)	3:40 (26)
				26:29 (27)	29:44 (27)	33:25 (27)	38:01 (27)	41:21 (27)	45:03 (27)	49:46 (27)	53:00 (27)	56:40 (27)
				4:43 (27)	3:14 (26)	3:31 (23)	4:49 (26)	3:27 (27)	4:03 (27)			
				1:01:23 (27)	1:04:37 (27)	1:08:08 (27)	1:12:57 (27)	1:16:24 (27)	1:20:27 (27)			
			T2	0:43 (27)								0:43 (27)
				1:21:10 (27)								
			Run 2	6:24 (27)	5:53 (27)	7:08 (27)	4:08 (25)	1:16 (26)				24:49 (27)
				1:27:34 (27)	1:33:27 (27)	1:40:35 (27)	1:44:43 (27)	1:45:59 (27)				



FRI 15 AUG 2025

Start Time: 8:00

Race Analysis

Rk	Name	NOC Code	Segment
----	------	----------	---------

Run 1	1.3km	2.5km	3.8km	5.0km					
T1	out								
Bike	2.0km	4.0km	6.0km	8.0km	10.0km	12.0km	14.0km	16.0km	18.0km
	20.0km	22.0km	24.0km	26.0km	28.0km	30.0km			
T2	out								
Run 2	1.3km	2.5km	3.6km	3.8km	5.0km				

28	ALSHAMSI Mariam	UAE	2:05:21	+39:50
----	-----------------	-----	---------	--------

Run 1	5:00 (29)	6:00 (29)	7:14 (28)	7:02 (28)						25:16 (28)
	5:00 (29)	11:00 (29)	18:14 (28)	25:16 (28)						
T1	0:46 (28)									0:46 (28)
	26:02 (28)									
Bike	5:57 (28)	3:53 (28)	4:14 (28)	5:46 (28)	3:45 (28)	4:19 (28)	5:43 (28)	3:43 (28)	4:32 (28)	1:10:40 (28)
	31:59 (28)	35:52 (28)	40:06 (28)	45:52 (28)	49:37 (28)	53:56 (28)	59:39 (28)	1:03:22 (28)	1:07:54 (28)	
T2	6:05 (28)	3:56 (28)	4:28 (28)	5:48 (28)	3:58 (28)	4:33 (28)				0:47 (28)
	1:13:59 (28)	1:17:55 (28)	1:22:23 (28)	1:28:11 (28)	1:32:09 (28)	1:36:42 (28)				
Run 2	6:40 (28)	6:43 (28)	8:03 (28)	5:07 (27)	1:19 (27)					27:52 (28)
	1:44:09 (28)	1:50:52 (28)	1:58:55 (28)	2:04:02 (28)	2:05:21 (28)					

KLEIN Julia	GER	DNF
-------------	-----	-----

Run 1	4:07 (11)	4:15 (10)						
	4:07 (11)	8:22 (9)						

Participants						
Entries / NOCs	Finished	LAP	DNF	DSQ	DNS	DQB
29/15	28	0	1	0	0	0

Legend:

=	Equal sign indicates that two or more athletes share the same secondary rank		
DNS	Did Not Start	DQB	Disqualified for unsportsmanlike behaviour
LAP	Lapped	Rk	Rank
			T


DNF Did Not Finish
DSQ Disqualified
xP x 15 second Penalty

Timing and Results provided by Tissot

DUAWINDIVID-----FNL-000100-- 77A v1.0

Report Created FRI 15 AUG 2025 10:10

Page 10 / 10



Medallists

Medal	Name	NOC
GOLD	ALVAREZ CORRAL Anahi	MEX - Mexico
SILVER	VARO ZUBIRI Maria	ESP - Spain
BRONZE	DUPONT Jeanne	BEL - Belgium




TWG
2025
CHENGDU



DUATHLON

Mixed Relay




Entry List by Event

As of SAT 16 AUG 2025

NOC	Name	Gender	Date of Birth	Status
BEL - Belgium	DUPONT Jeanne	Female	2 OCT 2002	
	HILLER Eleonore	Female	28 AUG 2003	
	ISEBAERT Lisa Lydia M.	Female	5 NOV 2000	
	BIERINCKX Vincent	Male	25 APR 1990	
	de SMET Thibaut	Male	7 MAY 1999	
	DELY Arnaud	Male	22 JAN 1997	
CHN - People's Republic of China	LU Ziqing	Female	25 MAY 2006	
	DUAN Zhengyu	Male	13 APR 1996	
COL - Colombia	CASTILLO Diana	Female	30 JAN 1993	
	MOYA Brian	Male	12 JUN 1993	
ESP - Spain	VARO ZUBIRI Maria	Female	17 APR 1993	
	MARTIN MORALES Javier	Male	19 NOV 1995	
GER - Germany	RASSMANN Nelly Maria	Female	25 DEC 1997	
	HOLBACH Fabian	Male	11 JUN 1993	
IRI - Islamic Republic of Iran	ABEDINI NEZHAD Faezeh Sadat	Female	9 MAY 2004	
	NASR AZADANI Hadis	Female	9 JUN 2001	
	TAYYAREH KHAJOU EI Shokouh	Female	18 MAR 1990	
	HOSSEINI Seyedjavad	Male	15 SEP 2001	
	KIANI FALAVARJANI Abbas	Male	29 NOV 1994	
	REZAEI LAYEH Meysam	Male	25 SEP 1990	
JPN - Japan	FUKUSHIMA Yayoi	Female	13 MAR 1987	
	KANKE Narumi	Female	3 OCT 2004	
	ISHIZEKI Reo	Male	17 JUN 1998	
	TANAKA Fumiya	Male	16 JUL 1991	
MEX - Mexico	ALVAREZ CORRAL Anahi	Female	11 AUG 2001	
	MARTINEZ AVILA Selene	Female	29 DEC 2000	
	NUNEZ GOMEZ David	Male	29 NOV 1992	
	NUNEZ GOMEZ Eduardo	Male	22 FEB 2002	
NED - Netherlands	KOOTSTRA Aline	Female	3 FEB 1994	
	van WERSCH Valentin	Male	10 JUL 2002	
PHI - Philippines	MANGROBANG Marion Kim	Female	4 SEP 1991	
	QUIAMBAO Bea Marie	Female	20 JUN 2000	
	TRUPA Merry Joy	Female	4 JUN 2002	
	CIRON John Patrick	Male	25 SEP 1999	
	PECSON Maynard	Male	18 NOV 1998	
	YEE Franklin	Male	16 JUL 2002	
SVK - Slovakia	CORBOVA Nikola	Female	8 DEC 1990	
	KUBO Ondrej	Male	25 NOV 1993	

Note:
Participating NOCs and composition of the teams will be known two days before the event and confirmed 2.5 hours before the start of the event.




SUN 17 AUG 2025
Start Time: 8:00

Start List

REVISED
17 AUG 6:56

Race Number	Team	Gender	Date of Birth	Notes
	ESP - Spain I			
2/A	VARO ZUBIRI Maria	F	17 APR 1993	
2/B	MARTIN MORALES Javier	M	19 NOV 1995	
2/C	VARO ZUBIRI Maria	F	17 APR 1993	
2/D	MARTIN MORALES Javier	M	19 NOV 1995	
	BEL - Belgium I			
3/A	DUPONT Jeanne	F	2 OCT 2002	
3/B	DELY Arnaud	M	22 JAN 1997	
3/C	DUPONT Jeanne	F	2 OCT 2002	
3/D	DELY Arnaud	M	22 JAN 1997	
	GER - Germany I			
4/A	RASSMANN Nelly Maria	F	25 DEC 1997	
4/B	HOLBACH Fabian	M	11 JUN 1993	
4/C	RASSMANN Nelly Maria	F	25 DEC 1997	
4/D	HOLBACH Fabian	M	11 JUN 1993	
	IRI - Iran I			
5/A	ABEDINI NEZHAD Faezeh Sadat	F	9 MAY 2004	
5/B	KIANI FALAVARJANI Abbas	M	29 NOV 1994	
5/C	ABEDINI NEZHAD Faezeh Sadat	F	9 MAY 2004	
5/D	KIANI FALAVARJANI Abbas	M	29 NOV 1994	
	SVK - Slovakia I			
6/A	CORBOVA Nikola	F	8 DEC 1990	
6/B	KUBO Ondrej	M	25 NOV 1993	
6/C	CORBOVA Nikola	F	8 DEC 1990	
6/D	KUBO Ondrej	M	25 NOV 1993	
	JPN - Japan I			
7/A	FUKUSHIMA Yayoi	F	13 MAR 1987	
7/B	TANAKA Fumiya	M	16 JUL 1991	
7/C	FUKUSHIMA Yayoi	F	13 MAR 1987	
7/D	TANAKA Fumiya	M	16 JUL 1991	
	CHN - China I			
8/A	LU Ziqing	F	25 MAY 2006	
8/B	DUAN Zhengyu	M	13 APR 1996	
8/C	LU Ziqing	F	25 MAY 2006	
8/D	DUAN Zhengyu	M	13 APR 1996	




SUN 17 AUG 2025
Start Time: 8:00

Start List

REVISED
17 AUG 6:56

Race Number	Team	Gender	Date of Birth	Notes
	PHI - Philippines I			
9/A	MANGROBANG Marion Kim	F	4 SEP 1991	
9/B	YEE Franklin	M	16 JUL 2002	
9/C	MANGROBANG Marion Kim	F	4 SEP 1991	
9/D	YEE Franklin	M	16 JUL 2002	
	NED - Netherlands I			
10/A	KOOTSTRA Aline	F	3 FEB 1994	
10/B	van WERSCH Valentin	M	10 JUL 2002	
10/C	KOOTSTRA Aline	F	3 FEB 1994	
10/D	van WERSCH Valentin	M	10 JUL 2002	
	COL - Colombia I			
12/A	CASTILLO Diana	F	30 JAN 1993	
12/B	MOYA Brian	M	12 JUN 1993	
12/C	CASTILLO Diana	F	30 JAN 1993	
12/D	MOYA Brian	M	12 JUN 1993	
	MEX - Mexico I			
14/A	ALVAREZ CORRAL Anahi	F	11 AUG 2001	
14/B	NUNEZ GOMEZ David	M	29 NOV 1992	
14/C	ALVAREZ CORRAL Anahi	F	11 AUG 2001	
14/D	NUNEZ GOMEZ David	M	29 NOV 1992	
	BEL - Belgium II			
15/A	ISEBAERT Lisa Lydia M.	F	5 NOV 2000	
15/B	BIERINCKX Vincent	M	25 APR 1990	
15/C	ISEBAERT Lisa Lydia M.	F	5 NOV 2000	
15/D	BIERINCKX Vincent	M	25 APR 1990	
	IRI - Iran II			
16/A	NASR AZADANI Hadis	F	9 JUN 2001	
16/B	REZAEI LAYEH Meysam	M	25 SEP 1990	
16/C	NASR AZADANI Hadis	F	9 JUN 2001	
16/D	REZAEI LAYEH Meysam	M	25 SEP 1990	
	JPN - Japan II			
17/A	KANKE Narumi	F	3 OCT 2004	
17/B	ISHIZEKI Reo	M	17 JUN 1998	
17/C	KANKE Narumi	F	3 OCT 2004	
17/D	ISHIZEKI Reo	M	17 JUN 1998	



SUN 17 AUG 2025
Start Time: 8:00

Start List


REVISED
17 AUG 6:56

Race Number	Team	Gender	Date of Birth	Notes
	PHI - Philippines II			
18/A	TRUPA Merry Joy	F	4 JUN 2002	
18/B	CIRON John Patrick	M	25 SEP 1999	
18/C	TRUPA Merry Joy	F	4 JUN 2002	
18/D	CIRON John Patrick	M	25 SEP 1999	
	MEX - Mexico II			
20/A	MARTINEZ AVILA Selene	F	29 DEC 2000	
20/B	NUNEZ GOMEZ Eduardo	M	22 FEB 2002	
20/C	MARTINEZ AVILA Selene	F	29 DEC 2000	
20/D	NUNEZ GOMEZ Eduardo	M	22 FEB 2002	
	BEL - Belgium III			
21/A	HILLER Eleonore	F	28 AUG 2003	
21/B	de SMET Thibaut	M	7 MAY 1999	
21/C	HILLER Eleonore	F	28 AUG 2003	
21/D	de SMET Thibaut	M	7 MAY 1999	
	IRI - Iran III			
22/A	TAYYAREH KHAJOU EI Shokouh	F	18 MAR 1990	
22/B	HOSSEINI Seyedjavad	M	15 SEP 2001	
22/C	TAYYAREH KHAJOU EI Shokouh	F	18 MAR 1990	
22/D	HOSSEINI Seyedjavad	M	15 SEP 2001	
	PHI - Philippines III			
24/A	QUIAMBAO Bea Marie	F	20 JUN 2000	
24/B	PECSON Maynard	M	18 NOV 1998	
24/C	QUIAMBAO Bea Marie	F	20 JUN 2000	
24/D	PECSON Maynard	M	18 NOV 1998	

NOCs	Course information		
	Run 1 (2.0km)	Bike (6.0km)	Run 2 (1.0km)
19	2 Laps of 1.0km	1 Lap of 6.0km	1 Lap of 1.0km

REVISED


Team composition changes:
BEL II Thibaut De Smet OUT Vincent Bierinckx IN and BEL III Voncent Bierinckx OUT Thibaut De Smet IN



SUN 17 AUG 2025
Start Time: 8:00

Race Facts

Segment	Leg	Lap	Incident	Athlete Involved	NOC Code
Transition 2	A		10 second penalty for placing equipment outside the box.	6/A CORBOVA Nikola	SVK
Transition 2	B		10 second penalty for placing equipment outside the box.	16/B REZAEI LAYEH Meysam	IRI
Transition 2	B		10 second penalty for placing equipment outside the box.	5/B KIANI FALAVARJANI Abbas	IRI
Transition 2	B		10 second penalty for placing equipment outside the box.	24/B PECSON Maynard	PHI
Run 1	C	1	10 second penalty served.	5/A ABEDINI NEZHAD Faezeh Sadat	IRI
Run 1	D	2	10 second penalty served.	16/B REZAEI LAYEH Meysam	IRI
Run 2	C		10 second penalty served.	24/A QUIAMBAO Bea Marie	PHI
Run 2	D		10 second penalty served.	6/B KUBO Ondrej	SVK
Post Race			CHN presented a protest against GER	8 China I 4 Germany I	CHN GER



SUN 17 AUG 2025
Start Time: 8:00

Results

Rank	Team	Race No.	Gender	Run 1	T1	Bike	T2	Run 2	Leg Time	Total Time	Time Diff.
1 ESP - Spain I											1:19:21
	VARO ZUBIRI Maria	2/A	F	6:43	0:19	9:41	0:18	3:18	20:19 (2)	20:19 (2)	
	MARTIN MORALES Javier	2/B	M	6:21	0:16	9:00	0:21	2:51	18:49 (4)	39:08 (2)	
	VARO ZUBIRI Maria	2/C	F	7:18	0:17	10:07	0:20	3:12	21:14 (3)	1:00:22 (3)	
	MARTIN MORALES Javier	2/D	M	6:39	0:16	9:18	0:18	2:28	18:59 (=3)	1:19:21 (1)	
2 NED - Netherlands I											1:19:24 +0:03
	KOOTSTRA Aline	10/A	F	6:45	0:18	9:40	0:15	3:16	20:14 (1)	20:14 (1)	
	van WERSCH Valentin	10/B	M	6:25	0:16	9:03	0:17	2:54	18:55 (6)	39:09 (3)	
	KOOTSTRA Aline	10/C	F	7:19	0:17	10:06	0:15	3:16	21:13 (2)	1:00:22 (4)	
	van WERSCH Valentin	10/D	M	6:38	0:17	9:21	0:15	2:31	19:02 (7)	1:19:24 (2)	
3 BEL - Belgium I											1:19:24 +0:03
	DUPONT Jeanne	3/A	F	6:44	0:20	9:40	0:22	3:13	20:19 (3)	20:19 (3)	
	DELY Arnaud	3/B	M	6:20	0:18	8:59	0:21	2:49	18:47 (2)	39:06 (1)	
	DUPONT Jeanne	3/C	F	7:21	0:17	10:08	0:20	3:09	21:15 (4)	1:00:21 (2)	
	DELY Arnaud	3/D	M	6:39	0:18	9:19	0:21	2:26	19:03 (8)	1:19:24 (3)	
4 MEX - Mexico I											1:19:25 +0:04
	ALVAREZ CORRAL Anahi	14/A	F	6:43	0:19	9:42	0:26	3:12	20:22 (4)	20:22 (4)	
	NUNEZ GOMEZ David	14/B	M	6:18	0:17	9:02	0:20	2:51	18:48 (3)	39:10 (4)	
	ALVAREZ CORRAL Anahi	14/C	F	7:16	0:18	10:08	0:20	3:09	21:11 (1)	1:00:21 (1)	
	NUNEZ GOMEZ David	14/D	M	6:40	0:15	9:21	0:20	2:28	19:04 (9)	1:19:25 (4)	
5 BEL - Belgium II											1:20:19 +0:58
	ISEBAERT Lisa Lydia M.	15/A	F	6:51	0:26	9:45	0:21	3:40	21:03 (7)	21:03 (7)	
	BIERINCKX Vincent	15/B	M	6:22	0:16	8:39	0:15	2:54	18:26 (1)	39:29 (5)	
	ISEBAERT Lisa Lydia M.	15/C	F	7:53	0:20	10:06	0:21	3:38	22:18 (9)	1:01:47 (7)	
	BIERINCKX Vincent	15/D	M	6:33	0:16	8:58	0:14	2:31	18:32 (1)	1:20:19 (5)	
6 MEX - Mexico II											1:20:33 +1:12
	MARTINEZ AVILA Selene	20/A	F	6:44	0:26	9:55	0:21	3:26	20:52 (5)	20:52 (5)	
	NUNEZ GOMEZ Eduardo	20/B	M	6:33	0:18	8:37	0:20	3:14	19:02 (9)	39:54 (7)	
	MARTINEZ AVILA Selene	20/C	F	7:28	0:21	10:06	0:24	3:20	21:39 (5)	1:01:33 (5)	
	NUNEZ GOMEZ Eduardo	20/D	M	6:48	0:17	8:56	0:19	2:40	19:00 (=5)	1:20:33 (6)	
7 COL - Colombia I											1:20:35 +1:14
	CASTILLO Diana	12/A	F	7:09	0:19	9:34	0:23	3:28	20:53 (6)	20:53 (6)	
	MOYA Brian	12/B	M	6:32	0:17	8:39	0:20	3:04	18:52 (5)	39:45 (6)	
	CASTILLO Diana	12/C	F	7:49	0:18	9:57	0:22	3:24	21:50 (6)	1:01:35 (6)	
	MOYA Brian	12/D	M	6:46	0:15	8:59	0:19	2:41	19:00 (=5)	1:20:35 (7)	
8 GER - Germany I											1:21:59 +2:38
	RASSMANN Nelly Maria	4/A	F	7:12	0:20	9:59	0:16	3:36	21:23 (10)	21:23 (10)	
	HOLBACH Fabian	4/B	M	6:39	0:17	8:48	0:14	3:03	19:01 (8)	40:24 (8)	
	RASSMANN Nelly Maria	4/C	F	8:03	0:19	10:00	0:18	3:37	22:17 (8)	1:02:41 (9)	
	HOLBACH Fabian	4/D	M	6:47	0:18	9:16	0:13	2:44	19:18 (10)	1:21:59 (8)	

Timing and Results provided by Tissot




SUN 17 AUG 2025

Start Time: 8:00

Results

Rank	Team	Race No.	Gender	Run 1	T1	Bike	T2	Run 2	Leg Time	Total Time	Time Diff.
9	CHN - China I									1:22:18	+2:57
	LU Ziqing	8/A	F	7:09	0:22	10:01	0:23	3:25	21:20 (8)	21:20 (8)	
	DUAN Zhengyu	8/B	M	6:42	0:19	8:47	0:17	3:00	19:05 (10)	40:25 (9)	
	LU Ziqing	8/C	F	7:55	0:20	10:06	0:24	3:28	22:13 (7)	1:02:38 (8)	
	DUAN Zhengyu	8/D	M	6:51	0:17	9:16	0:20	2:56	19:40 (11)	1:22:18 (9)	
10	SVK - Slovakia I									1:23:05	+3:44
	CORBOVA Nikola	6/A	F	7:31	0:19	9:41	0:25	3:54	21:50 (15)	21:50 (15)	
	KUBO Ondrej	6/B	M	6:45	0:22	8:28	0:21	3:14	19:10 (11)	41:00 (11)	
	CORBOVA Nikola	6/C	F	8:22	0:21	10:05	0:26	3:52	23:06 (13)	1:04:06 (12)	
	KUBO Ondrej	6/D	M	6:49	0:19	8:18	0:20	3:13	18:59 (=3)	1:23:05 (10)	
11	PHI - Philippines I									1:23:54	+4:33
	MANGROBANG Marion Kim	9/A	F	7:27	0:19	9:47	0:22	3:46	21:41 (14)	21:41 (14)	
	YEE Franklin	9/B	M	6:41	0:17	9:10	0:21	3:08	19:37 (12)	41:18 (13)	
	MANGROBANG Marion Kim	9/C	F	8:06	0:19	10:08	0:23	3:52	22:48 (11)	1:04:06 (13)	
	YEE Franklin	9/D	M	6:49	0:18	9:14	0:25	3:02	19:48 (12)	1:23:54 (11)	
12	JPN - Japan II									1:24:18	+4:57
	KANKE Narumi	17/A	F	7:32	0:20	9:41	0:22	3:39	21:34 (11)	21:34 (11)	
	ISHIZEKI Reo	17/B	M	6:49	0:18	9:08	0:23	3:04	19:42 (13)	41:16 (12)	
	KANKE Narumi	17/C	F	8:13	0:21	10:07	0:24	3:40	22:45 (10)	1:04:01 (11)	
	ISHIZEKI Reo	17/D	M	7:11	0:18	9:29	0:22	2:57	20:17 (14)	1:24:18 (12)	
13	JPN - Japan I									1:25:24	+6:03
	FUKUSHIMA Yayoi	7/A	F	7:13	0:20	10:03	0:24	3:38	21:38 (12)	21:38 (12)	
	TANAKA Fumiya	7/B	M	6:45	0:18	9:08	0:23	3:12	19:46 (14)	41:24 (14)	
	FUKUSHIMA Yayoi	7/C	F	7:59	0:22	10:39	0:21	3:37	22:58 (12)	1:04:22 (14)	
	TANAKA Fumiya	7/D	M	7:09	0:20	9:59	0:22	3:12	21:02 (18)	1:25:24 (13)	
14	PHI - Philippines II									1:25:59	+6:38
	TRUPA Merry Joy	18/A	F	7:24	0:21	9:44	0:16	3:37	21:22 (9)	21:22 (9)	
	CIRON John Patrick	18/B	M	7:00	0:27	9:47	0:15	3:31	21:00 (=18)	42:22 (16)	
	TRUPA Merry Joy	18/C	F	8:12	0:22	10:27	0:17	3:49	23:07 (14)	1:05:29 (15)	
	CIRON John Patrick	18/D	M	7:14	0:17	9:41	0:16	3:02	20:30 (16)	1:25:59 (14)	
15	IRI - Iran II									1:26:52	+7:31
	NASR AZADANI Hadis	16/A	F	7:33	0:20	9:40	0:22	4:04	21:59 (16)	21:59 (16)	
	REZAEI LAYEH Meysam	16/B	M	6:57	0:22	9:00	0:21	3:23	20:03 (15)	42:02 (15)	
	NASR AZADANI Hadis	16/C	F	-	-	-	-	-	24:34 (17)	1:06:36 (16)	
	REZAEI LAYEH Meysam	16/D	M	7:41	0:22	9:02	0:20	2:51	20:16 (13)	1:26:52 (15)	
16	IRI - Iran I									1:28:26	+9:05
	ABEDINI NEZHAD Faezeh Sadat	5/A	F	7:33	0:19	10:25	0:22	3:56	22:35 (17)	22:35 (17)	
	KIANI FALAVARJANI Abbas	5/B	M	6:36	0:28	10:12	0:31	3:02	20:49 (17)	43:24 (17)	
	ABEDINI NEZHAD Faezeh Sadat	5/C	F	8:42	0:20	11:11	0:22	3:53	24:28 (16)	1:07:52 (17)	
	KIANI FALAVARJANI Abbas	5/D	M	6:51	0:20	10:10	0:30	2:43	20:34 (17)	1:28:26 (16)	



SUN 17 AUG 2025
Start Time: 8:00

Results


Rank	Team	Race No.	Gender	Run 1	T1	Bike	T2	Run 2	Leg Time	Total Time	Time Diff.
BEL - Belgium III										1:22:48	
	HILLER Eleonore	21/A	F	7:34	0:22	9:36	0:22	3:44	21:38 (13)	21:38 (13)	
	de SMET Thibaut	21/B	M	6:37	0:17	8:36	0:18	3:11	18:59 (7)	40:37 (10)	
	HILLER Eleonore	21/C	F	8:44	0:24	10:05	0:20	3:47	23:20 (15)	1:03:57 (10)	
	de SMET Thibaut	21/D	M	6:58	0:20	8:18	0:20	2:55	18:51 (2)		
IRI - Iran III										1:33:00	
	TAYYAREH KHAJOU EI Shokouh	22/A	F	7:57	0:22	11:54	0:28	3:59	24:40 (18)	24:40 (18)	
	HOSSEINI Seyedjavad	22/B	M	6:51	0:18	9:59	0:25	3:27	21:00 (=18)	45:40 (18)	
	TAYYAREH KHAJOU EI Shokouh	22/C	F	9:09	0:22	12:01	0:32	4:04	26:08 (18)	1:11:48 (18)	
	HOSSEINI Seyedjavad	22/D	M	7:07	0:20	10:07	0:25	3:13	21:12 (19)		
PHI - Philippines III										1:33:26	1P
	QUIAMBAO Bea Marie	24/A	F	8:30	0:22	11:42	0:22	4:11	25:07 (19)	25:07 (19)	
	PECSON Maynard	24/B	M	7:06	0:17	9:30	0:28	3:18	20:39 (16)	45:46 (19)	
	QUIAMBAO Bea Marie	24/C	F	10:07	0:21	11:55	0:23	4:35	27:21 (19)	1:13:07 (19)	
	PECSON Maynard	24/D	M	7:10	0:20	9:24	0:28	2:57	20:19 (15)		

Participants						
NOCs	Finished	LAP	DNF	DSQ	DNS	DQB
19	16	0	3	0	0	0

Technical Delegates:	TAN Melody (MAS)	Competition Jury:	TAN Melody (MAS) FERNANDEZ ARIMANY Antonio Jesus (ESP) NINGNING Huai (CHN)
Head Referees:	MO Sze Yuen (HKG)	Medical Delegate:	XIAOLI Wang (CHN)

Legend:			
-	Information not available	=	Equal sign indicates that two or more athletes share the same secondary rank
Diff.	Difference	DNF	Did Not Finish
DSQ	Disqualified	F	Female
No.	Number	T	Transition
		DNF	Did Not Start
		LAP	Lapped
		xP	x 10 second Penalty
		DQB	Disqualified for unsportsmanlike behaviour
		M	Male

2 teams per nations are ranked in the results. Teams #21 BEL III, #22 IRI III and #24 PHI III are listed as not classified.
IRI - Iran II (NASR AZADANI Hadis) Leg C compete without transponders




SUN 17 AUG 2025
Start Time: 8:00

Race Analysis (Relay)

Rk	Race Number	Team	Gen.	Run 1	T1	Bike	T2	Run 2	Leg Time	Total Time	Time Diff.
1	ESP-Spain I									1:19:21	
	2/A	VARO ZUBIRI Maria	F	6:43	0:19	9:41	0:18	3:18	20:19 (2)	20:19 (2)	
			Lap 1	2:54		9:41					
			Lap 2	3:49							
	2/B	MARTIN MORALES Javier	M	6:21	0:16	9:00	0:21	2:51	18:49 (4)	39:08 (2)	
			Lap 1	2:51		9:00					
			Lap 2	3:30							
	2/C	VARO ZUBIRI Maria	F	7:18	0:17	10:07	0:20	3:12	21:14 (3)	1:00:22 (3)	
			Lap 1	3:20		10:07					
			Lap 2	3:58							
	2/D	MARTIN MORALES Javier	M	6:39	0:16	9:18	0:18	2:28	18:59 (=3)	1:19:21 (1)	
			Lap 1	3:03		9:18					
			Lap 2	3:36							
2	NED-Netherlands I									1:19:24	+0:03
	10/A	KOOTSTRA Aline	F	6:45	0:18	9:40	0:15	3:16	20:14 (1)	20:14 (1)	
			Lap 1	2:54		9:40					
			Lap 2	3:51							
	10/B	van WERSCH Valentin	M	6:25	0:16	9:03	0:17	2:54	18:55 (6)	39:09 (3)	
			Lap 1	2:56		9:03					
			Lap 2	3:29							
	10/C	KOOTSTRA Aline	F	7:19	0:17	10:06	0:15	3:16	21:13 (2)	1:00:22 (4)	
			Lap 1	3:20		10:06					
			Lap 2	3:59							
	10/D	van WERSCH Valentin	M	6:38	0:17	9:21	0:15	2:31	19:02 (7)	1:19:24 (2)	
			Lap 1	3:03		9:21					
			Lap 2	3:35							
3	BEL-Belgium I									1:19:24	+0:03
	3/A	DUPONT Jeanne	F	6:44	0:20	9:40	0:22	3:13	20:19 (3)	20:19 (3)	
			Lap 1	2:54		9:40					
			Lap 2	3:50							
	3/B	DELY Arnaud	M	6:20	0:18	8:59	0:21	2:49	18:47 (2)	39:06 (1)	
			Lap 1	2:52		8:59					
			Lap 2	3:28							
	3/C	DUPONT Jeanne	F	7:21	0:17	10:08	0:20	3:09	21:15 (4)	1:00:21 (2)	
			Lap 1	3:22		10:08					
			Lap 2	3:59							
	3/D	DELY Arnaud	M	6:39	0:18	9:19	0:21	2:26	19:03 (8)	1:19:24 (3)	
			Lap 1	3:04		9:19					
			Lap 2	3:35							
4	MEX-Mexico I									1:19:25	+0:04
	14/A	ALVAREZ CORRAL Anahi	F	6:43	0:19	9:42	0:26	3:12	20:22 (4)	20:22 (4)	
			Lap 1	2:54		9:42					
			Lap 2	3:49							
	14/B	NUNEZ GOMEZ David	M	6:18	0:17	9:02	0:20	2:51	18:48 (3)	39:10 (4)	
			Lap 1	2:49		9:02					
			Lap 2	3:29							
	14/C	ALVAREZ CORRAL Anahi	F	7:16	0:18	10:08	0:20	3:09	21:11 (1)	1:00:21 (1)	
			Lap 1	3:18		10:08					
			Lap 2	3:58							
	14/D	NUNEZ GOMEZ David	M	6:40	0:15	9:21	0:20	2:28	19:04 (9)	1:19:25 (4)	
			Lap 1	3:04		9:21					
			Lap 2	3:36							

Timing and Results provided by Tissot




SUN 17 AUG 2025
Start Time: 8:00

Race Analysis (Relay)

Rk	Race Number	Team	Gen.	Run 1	T1	Bike	T2	Run 2	Leg Time	Total Time	Time Diff.
5 BEL-Belgium II											1:20:19 +0:58
	15/A	ISEBAERT Lisa Lydia M.	F	6:51	0:26	9:45	0:21	3:40	21:03 (7)	21:03 (7)	
			Lap 1	2:54		9:45					
			Lap 2	3:57							
	15/B	BIERINCKX Vincent	M	6:22	0:16	8:39	0:15	2:54	18:26 (1)	39:29 (5)	
			Lap 1	2:56		8:39					
			Lap 2	3:26							
	15/C	ISEBAERT Lisa Lydia M.	F	7:53	0:20	10:06	0:21	3:38	22:18 (9)	1:01:47 (7)	
			Lap 1	3:33		10:06					
			Lap 2	4:20							
	15/D	BIERINCKX Vincent	M	6:33	0:16	8:58	0:14	2:31	18:32 (1)	1:20:19 (5)	
			Lap 1	3:01		8:58					
			Lap 2	3:32							
6 MEX-Mexico II											1:20:33 +1:12
	20/A	MARTINEZ AVILA Selene	F	6:44	0:26	9:55	0:21	3:26	20:52 (5)	20:52 (5)	
			Lap 1	2:54		9:55					
			Lap 2	3:50							
	20/B	NUNEZ GOMEZ Eduardo	M	6:33	0:18	8:37	0:20	3:14	19:02 (9)	39:54 (7)	
			Lap 1	2:56		8:37					
			Lap 2	3:37							
	20/C	MARTINEZ AVILA Selene	F	7:28	0:21	10:06	0:24	3:20	21:39 (5)	1:01:33 (5)	
			Lap 1	3:20		10:06					
			Lap 2	4:08							
	20/D	NUNEZ GOMEZ Eduardo	M	6:48	0:17	8:56	0:19	2:40	19:00 (=5)	1:20:33 (6)	
			Lap 1	3:05		8:56					
			Lap 2	3:43							
7 COL-Colombia I											1:20:35 +1:14
	12/A	CASTILLO Diana	F	7:09	0:19	9:34	0:23	3:28	20:53 (6)	20:53 (6)	
			Lap 1	2:58		9:34					
			Lap 2	4:11							
	12/B	MOYA Brian	M	6:32	0:17	8:39	0:20	3:04	18:52 (5)	39:45 (6)	
			Lap 1	2:55		8:39					
			Lap 2	3:37							
	12/C	CASTILLO Diana	F	7:49	0:18	9:57	0:22	3:24	21:50 (6)	1:01:35 (6)	
			Lap 1	3:30		9:57					
			Lap 2	4:19							
	12/D	MOYA Brian	M	6:46	0:15	8:59	0:19	2:41	19:00 (=5)	1:20:35 (7)	
			Lap 1	3:03		8:59					
			Lap 2	3:43							
8 GER-Germany I											1:21:59 +2:38
	4/A	RASSMANN Nelly Maria	F	7:12	0:20	9:59	0:16	3:36	21:23 (10)	21:23 (10)	
			Lap 1	3:00		9:59					
			Lap 2	4:12							
	4/B	HOLBACH Fabian	M	6:39	0:17	8:48	0:14	3:03	19:01 (8)	40:24 (8)	
			Lap 1	2:58		8:48					
			Lap 2	3:41							
	4/C	RASSMANN Nelly Maria	F	8:03	0:19	10:00	0:18	3:37	22:17 (8)	1:02:41 (9)	
			Lap 1	3:37		10:00					
			Lap 2	4:26							
	4/D	HOLBACH Fabian	M	6:47	0:18	9:16	0:13	2:44	19:18 (10)	1:21:59 (8)	
			Lap 1	3:05		9:16					
			Lap 2	3:42							


Timing and Results provided by Tissot



SUN 17 AUG 2025
Start Time: 8:00

Race Analysis (Relay)


Rk	Race Number	Team	Gen.	Run 1	T1	Bike	T2	Run 2	Leg Time	Total Time	Time Diff.
9 CHN-China I											1:22:18 +2:57
	8/A	LU Ziqing	F	7:09	0:22	10:01	0:23	3:25	21:20 (8)	21:20 (8)	
			Lap 1	3:01		10:01					
			Lap 2	4:08							
	8/B	DUAN Zhengyu	M	6:42	0:19	8:47	0:17	3:00	19:05 (10)	40:25 (9)	
			Lap 1	3:06		8:47					
			Lap 2	3:36							
	8/C	LU Ziqing	F	7:55	0:20	10:06	0:24	3:28	22:13 (7)	1:02:38 (8)	
			Lap 1	3:32		10:06					
			Lap 2	4:23							
	8/D	DUAN Zhengyu	M	6:51	0:17	9:16	0:20	2:56	19:40 (11)	1:22:18 (9)	
			Lap 1	3:10		9:16					
			Lap 2	3:41							
10 SVK-Slovakia I											1:23:05 +3:44 1P
	6/A	CORBOVA Nikola	F	7:31	0:19	9:41	0:25	3:54	21:50 (15)	21:50 (15)	
			Lap 1	3:06		9:41					
			Lap 2	4:25							
	6/B	KUBO Ondrej	M	6:45	0:22	8:28	0:21	3:14	19:10 (11)	41:00 (11)	
			Lap 1	3:04		8:28					
			Lap 2	3:41							
	6/C	CORBOVA Nikola	F	8:22	0:21	10:05	0:26	3:52	23:06 (13)	1:04:06 (12)	
			Lap 1	3:46		10:05					
			Lap 2	4:36							
	6/D	KUBO Ondrej	M	6:49	0:19	8:18	0:20	3:13	18:59 (=3)	1:23:05 (10)	
			Lap 1	3:06		8:18					
			Lap 2	3:43							
11 PHI-Philippines I											1:23:54 +4:33
	9/A	MANGROBANG Marion Kim	F	7:27	0:19	9:47	0:22	3:46	21:41 (14)	21:41 (14)	
			Lap 1	3:04		9:47					
			Lap 2	4:23							
	9/B	YEE Franklin	M	6:41	0:17	9:10	0:21	3:08	19:37 (12)	41:18 (13)	
			Lap 1	2:58		9:10					
			Lap 2	3:43							
	9/C	MANGROBANG Marion Kim	F	8:06	0:19	10:08	0:23	3:52	22:48 (11)	1:04:06 (13)	
			Lap 1	3:44		10:08					
			Lap 2	4:22							
	9/D	YEE Franklin	M	6:49	0:18	9:14	0:25	3:02	19:48 (12)	1:23:54 (11)	
			Lap 1	3:07		9:14					
			Lap 2	3:42							
12 JPN-Japan II											1:24:18 +4:57
	17/A	KANKE Narumi	F	7:32	0:20	9:41	0:22	3:39	21:34 (11)	21:34 (11)	
			Lap 1	3:08		9:41					
			Lap 2	4:24							
	17/B	ISHIZEKI Reo	M	6:49	0:18	9:08	0:23	3:04	19:42 (13)	41:16 (12)	
			Lap 1	3:05		9:08					
			Lap 2	3:44							
	17/C	KANKE Narumi	F	8:13	0:21	10:07	0:24	3:40	22:45 (10)	1:04:01 (11)	
			Lap 1	3:46		10:07					
			Lap 2	4:27							
	17/D	ISHIZEKI Reo	M	7:11	0:18	9:29	0:22	2:57	20:17 (14)	1:24:18 (12)	
			Lap 1	3:15		9:29					
			Lap 2	3:56							



SUN 17 AUG 2025
Start Time: 8:00

Race Analysis (Relay)

Rk	Race Number	Team	Gen.	Run 1	T1	Bike	T2	Run 2	Leg Time	Total Time	Time Diff.
13 JPN-Japan I										1:25:24	+6:03
	7/A	FUKUSHIMA Yayoi	F	7:13	0:20	10:03	0:24	3:38	21:38 (12)	21:38 (12)	
			Lap 1	2:59		10:03					
			Lap 2	4:14							
	7/B	TANAKA Fumiya	M	6:45	0:18	9:08	0:23	3:12	19:46 (14)	41:24 (14)	
			Lap 1	3:01		9:08					
			Lap 2	3:44							
	7/C	FUKUSHIMA Yayoi	F	7:59	0:22	10:39	0:21	3:37	22:58 (12)	1:04:22 (14)	
			Lap 1	3:38		10:39					
			Lap 2	4:21							
	7/D	TANAKA Fumiya	M	7:09	0:20	9:59	0:22	3:12	21:02 (18)	1:25:24 (13)	
			Lap 1	3:13		9:59					
			Lap 2	3:56							
14 PHI-Philippines II										1:25:59	+6:38
	18/A	TRUPA Merry Joy	F	7:24	0:21	9:44	0:16	3:37	21:22 (9)	21:22 (9)	
			Lap 1	2:59		9:44					
			Lap 2	4:25							
	18/B	CIRON John Patrick	M	7:00	0:27	9:47	0:15	3:31	21:00 (=18)	42:22 (16)	
			Lap 1	3:04		9:47					
			Lap 2	3:56							
	18/C	TRUPA Merry Joy	F	8:12	0:22	10:27	0:17	3:49	23:07 (14)	1:05:29 (15)	
			Lap 1	3:36		10:27					
			Lap 2	4:36							
	18/D	CIRON John Patrick	M	7:14	0:17	9:41	0:16	3:02	20:30 (16)	1:25:59 (14)	
			Lap 1	3:14		9:41					
			Lap 2	4:00							
15 IRI-Iran II										1:26:52	+7:31
	16/A	NASR AZADANI Hadis	F	7:33	0:20	9:40	0:22	4:04	21:59 (16)	21:59 (16)	
			Lap 1	3:10		9:40					
			Lap 2	4:23							
	16/B	REZAEI LAYEH Meysam	M	6:57	0:22	9:00	0:21	3:23	20:03 (15)	42:02 (15)	
			Lap 1	3:08		9:00					
			Lap 2	3:49							
	16/C	NASR AZADANI Hadis	F	-	-	-	-	24:34 (17)	1:06:36 (16)		
			Lap 1	-		-					
			Lap 2	-							
	16/D	REZAEI LAYEH Meysam	M	7:41	0:22	9:02	0:20	2:51	20:16 (13)	1:26:52 (15)	
			Lap 1	3:41		9:02					
			Lap 2	4:00							
16 IRI-Iran I										1:28:26	+9:05
	5/A	ABEDINI NEZHAD Faezeh Sadat	F	7:33	0:19	10:25	0:22	3:56	22:35 (17)	22:35 (17)	
			Lap 1	3:08		10:25					
			Lap 2	4:25							
	5/B	KIANI FALAVARJANI Abbas	M	6:36	0:28	10:12	0:31	3:02	20:49 (17)	43:24 (17)	
			Lap 1	2:59		10:12					
			Lap 2	3:37							
	5/C	ABEDINI NEZHAD Faezeh Sadat	F	8:42	0:20	11:11	0:22	3:53	24:28 (16)	1:07:52 (17)	
			Lap 1	3:51		11:11					
			Lap 2	4:51							
	5/D	KIANI FALAVARJANI Abbas	M	6:51	0:20	10:10	0:30	2:43	20:34 (17)	1:28:26 (16)	
			Lap 1	3:12		10:10					
			Lap 2	3:39							



SUN 17 AUG 2025
Start Time: 8:00


Race Analysis (Relay)

Rk	Race Number	Team	Gen.	Run 1	T1	Bike	T2	Run 2	Leg Time	Total Time	Time Diff.
BEL-Belgium III										1:22:48	
	21/A	HILLER Eleonore	F	7:34	0:22	9:36	0:22	3:44	21:38 (13)	21:38 (13)	
				Lap 1	3:13	9:36					
				Lap 2	4:21						
	21/B	de SMET Thibaut	M	6:37	0:17	8:36	0:18	3:11	18:59 (7)	40:37 (10)	
				Lap 1	2:59	8:36					
				Lap 2	3:38						
	21/C	HILLER Eleonore	F	8:44	0:24	10:05	0:20	3:47	23:20 (15)	1:03:57 (10)	
				Lap 1	4:01	10:05					
				Lap 2	4:43						
	21/D	de SMET Thibaut	M	6:58	0:20	8:18	0:20	2:55	18:51 (2)		
				Lap 1	3:08	8:18					
				Lap 2	3:50						
IRI-Iran III										1:33:00	
	22/A	TAYYAREH KHAJOUEI Shokouh	F	7:57	0:22	11:54	0:28	3:59	24:40 (18)	24:40 (18)	
				Lap 1	3:16	11:54					
				Lap 2	4:41						
	22/B	HOSSEINI Seyedjavad	M	6:51	0:18	9:59	0:25	3:27	21:00 (=18)	45:40 (18)	
				Lap 1	3:02	9:59					
				Lap 2	3:49						
	22/C	TAYYAREH KHAJOUEI Shokouh	F	9:09	0:22	12:01	0:32	4:04	26:08 (18)	1:11:48 (18)	
				Lap 1	4:10	12:01					
				Lap 2	4:59						
	22/D	HOSSEINI Seyedjavad	M	7:07	0:20	10:07	0:25	3:13	21:12 (19)		
				Lap 1	3:12	10:07					
				Lap 2	3:55						
PHI-Philippines III										1:33:26	1P
	24/A	QUIAMBAO Bea Marie	F	8:30	0:22	11:42	0:22	4:11	25:07 (19)	25:07 (19)	
				Lap 1	3:33	11:42					
				Lap 2	4:57						
	24/B	PECSON Maynard	M	7:06	0:17	9:30	0:28	3:18	20:39 (16)	45:46 (19)	
				Lap 1	3:13	9:30					
				Lap 2	3:53						
	24/C	QUIAMBAO Bea Marie	F	10:07	0:21	11:55	0:23	4:35	27:21 (19)	1:13:07 (19)	
				Lap 1	4:40	11:55					
				Lap 2	5:27						
	24/D	PECSON Maynard	M	7:10	0:20	9:24	0:28	2:57	20:19 (15)		
				Lap 1	3:14	9:24					
				Lap 2	3:56						

Participants						
NOCs	Finished	LAP	DNF	DSQ	DNS	DQB
19	16	0	3	0	0	0

Legend:							
-	Information not available	=	Equal sign indicates that two or more athletes share the same secondary rank				
Diff.	Difference	DNF	Did Not Finish	DNS	Did Not Start	DQB	Disqualified for unsportsmanlike behaviour
DSQ	Disqualified	F	Female	Gen.	Gender	LAP	Lapped
M	Male	Rk	Rank	T	Transition	xP	x 10 second Penalty

2 teams per nations are ranked in the results. Teams #21 BEL III, #22 IRI III and #24 PHI III are listed as not classified.
IRI - Iran II (NASR AZADANI Hadis) Leg C compete without transponders



Medallists (Relay)

Medal	NOC	Name	Gender
GOLD	ESP - Spain I	VARO ZUBIRI Maria	Female
		MARTIN MORALES Javier	Male
SILVER	NED - Netherlands I	KOOTSTRA Aline	Female
		van WERSCH Valentin	Male
BRONZE	BEL - Belgium I	DUPONT Jeanne	Female
		DELY Arnaud	Male



FINSWIMMING

RESULTS BOOK

TABLE OF CONTENTS



18	Finswimming	1852
18.1	Table of Contents	1853
18.2	Competition Schedule	1858
18.3	Current Records	1859
18.3.1	Current Records Men	1859
18.3.2	Current Records Women	1860
18.4	Entry List by NOC	1861
18.4.1	Entry List by NOC Men	1861
18.4.2	Entry List by NOC Women	1863
18.5	Start List by Session	1865
18.5.1	Start List by Session 1	1865
18.5.2	Start List by Session 2	1868
18.6	Records Set	1871
18.6.1	Records Set by Event	1871
18.6.2	Records Set by Record Type	1872
18.6.3	Records Set by Date	1873
18.7	Medallists by Event	1874
18.8	Medal Standings	1876
18.9	Multi-Medallists at these Games	1877
18.10	Men's Apnoea 50m	1879
18.10.1	Entry List by Event	1880
18.10.2	Start List	1881
18.10.3	Final Results	1882
18.10.4	Medallists	1883
18.11	Men's Bi Fins 50m	1884
18.11.1	Entry List by Event	1885
18.11.2	Start List	1886
18.11.3	Final Results	1887
18.11.4	Medallists	1888
18.12	Men's Bi Fins 100m	1889
18.12.1	Entry List by Event	1890
18.12.2	Start List	1891
18.12.3	Final Results	1892
18.12.4	Medallists	1893
18.13	Men's Surface 100m	1894
18.13.1	Entry List by Event	1895
18.13.2	Start List	1896

RESULTS BOOK

TABLE OF CONTENTS

18.13.3	Final Results	1897
18.13.4	Medallists	1898
18.14	Men's Surface 200m	1899
18.14.1	Entry List by Event	1900
18.14.2	Start List	1901
18.14.3	Final Results	1902
18.14.4	Medallists	1903
18.15	Men's Surface 400m	1904
18.15.1	Entry List by Event	1905
18.15.2	Start List	1906
18.15.3	Final Results	1907
18.15.4	Medallists	1908
18.16	Men's Surface Relay 4x50m	1909
18.16.1	Entry List by Event	1910
18.16.2	Start List	1911
18.16.3	Final Results	1912
18.16.4	Medallists	1913
18.17	Men's Surface Relay 4x100m	1914
18.17.1	Entry List by Event	1915
18.17.2	Start List	1916
18.17.3	Final Results	1917
18.17.4	Medallists	1918
18.18	Women's Apnoea 50m	1919
18.18.1	Entry List by Event	1920
18.18.2	Start List	1921
18.18.3	Final Results	1922
18.18.4	Medallists	1923
18.19	Women's Bi Fins 50m	1924
18.19.1	Entry List by Event	1925
18.19.2	Start List	1926
18.19.3	Final Results	1927
18.19.4	Medallists	1928
18.20	Women's Bi Fins 100m	1929
18.20.1	Entry List by Event	1930
18.20.2	Start List	1931
18.20.3	Final Results	1932
18.20.4	Medallists	1933
18.21	Women's Surface 100m	1934
18.21.1	Entry List by Event	1935
18.21.2	Start List	1936
18.21.3	Final Results	1937
18.21.4	Medallists	1938
18.22	Women's Surface 200m	1939
18.22.1	Entry List by Event	1940

RESULTS BOOK

TABLE OF CONTENTS

18.22.2	Start List	1941
18.22.3	Final Results	1942
18.22.4	Medallists	1943
18.23	Women's Surface 400m	1944
18.23.1	Entry List by Event	1945
18.23.2	Start List	1946
18.23.3	Final Results	1947
18.23.4	Medallists	1948
18.24	Women's Surface Relay 4x50m	1949
18.24.1	Entry List by Event	1950
18.24.2	Start List	1951
18.24.3	Final Results	1952
18.24.4	Medallists	1953
18.25	Women's Surface Relay 4x100m	1954
18.25.1	Entry List by Event	1955
18.25.2	Start List	1956
18.25.3	Final Results	1957
18.25.4	Medallists	1958



Competition Schedule

As of SAT 9 AUG 2025

Date	Start Time	Event Number	Event	Phase
SUN 10 AUG	16:30	1	Women's Apnoea 50m	Final
	16:36	2	Women's Bi Fins 50m	Final
	16:42	1	Women's Apnoea 50m	Medal Ceremony
	16:49	3	Men's Surface 100m	Final
	16:54	2	Women's Bi Fins 50m	Medal Ceremony
	17:02	4	Women's Surface 200m	Final
	17:08	3	Men's Surface 100m	Medal Ceremony
	17:16	5	Men's Bi Fins 100m	Final
	17:21	4	Women's Surface 200m	Medal Ceremony
	17:29	6	Men's Surface 400m	Final
	17:38	5	Men's Bi Fins 100m	Medal Ceremony
	17:45	7	Women's Surface Relay 4x100m	Final
	17:54	6	Men's Surface 400m	Medal Ceremony
	18:01	8	Men's Surface Relay 4x50m	Final
	18:08	7	Women's Surface Relay 4x100m	Medal Ceremony
	18:16	8	Men's Surface Relay 4x50m	Medal Ceremony
	18:24		End time of session	
MON 11 AUG	16:30	9	Men's Apnoea 50m	Final
	16:35	10	Men's Bi Fins 50m	Final
	16:41	9	Men's Apnoea 50m	Medal Ceremony
	16:48	11	Women's Surface 100m	Final
	16:54	10	Men's Bi Fins 50m	Medal Ceremony
	17:01	12	Men's Surface 200m	Final
	17:07	11	Women's Surface 100m	Medal Ceremony
	17:15	13	Women's Bi Fins 100m	Final
	17:21	12	Men's Surface 200m	Medal Ceremony
	17:28	14	Women's Surface 400m	Final
	17:37	13	Women's Bi Fins 100m	Medal Ceremony
	17:44	15	Men's Surface Relay 4x100m	Final
	17:53	14	Women's Surface 400m	Medal Ceremony
	18:00	16	Women's Surface Relay 4x50m	Final
	18:07	15	Men's Surface Relay 4x100m	Medal Ceremony
	18:15	16	Women's Surface Relay 4x50m	Medal Ceremony
	18:23		End time of session	

Timing and Results provided by Tissot



Current Records

As of SAT 9 AUG 2025

Event	Type	Time	Name	NOC Code	Location	Date
Men's Surface 100m	WR	33.71	POSCHART Max	GER	Leipzig (GER)	24 APR 2022
	WG	34.22	KABANOV Pavel	RUS	Wroclaw (POL)	22 JUL 2017
Men's Surface 200m	WR	1:18.65	OCAMPO LOZADA Juan Fernando	COL	Volos (GRE)	26 JUN 2016
	WG	1:19.87	POSCHART Max	GER	Birmingham (USA)	9 JUL 2022
Men's Surface 400m	WR	2:54.64	KISS Nandor	HUN	Chengdu (CHN)	29 MAR 2025
	WG	2:54.64	KISS Nandor	HUN	Chengdu (CHN)	29 MAR 2025
Men's Apnoea 50m	WR	13.70	KABANOV Pavel	RUS	Ioannina (GRE)	30 JUN 2019
	WG	13.87	KABANOV Pavel	RUS	Wroclaw (POL)	22 JUL 2017
Men's Bi Fins 50m	WR	18.41	ARBUZOV Andrey	RUS	Volos (GRE)	26 JUN 2016
	WG	18.55	ARBUZOV Andrey	RUS	Wroclaw (POL)	22 JUL 2017
Men's Bi Fins 100m	WR	40.60	KROPIDLOWSKI Szymon Antoni	POL	Olsztyn (POL)	19 JUL 2025
	WG	41.41	KROPIDLOWSKI Szymon Antoni	POL	Chengdu (CHN)	29 MAR 2025
Men's Surface Relay 4x50m	WR	1:00.50	GERMANY	GER	Olsztyn (POL)	19 JUL 2025
	WG	1:01.13	COLOMBIA	COL	Birmingham (USA)	8 JUL 2022
Men's Surface Relay 4x100m	WR	2:16.54	RUSSIAN FEDERATION	RUS	Wroclaw (POL)	22 JUL 2017
	WG	2:16.54	RUSSIAN FEDERATION	RUS	Wroclaw (POL)	22 JUL 2017

Note:
Initial data was provided by CMAS and will be updated during the competition.

Legend:
WG World Games Record **WR** World Record

Timing and Results provided by Tissot



Current Records

As of SAT 9 AUG 2025

Event	Type	Time	Name	NOC Code	Location	Date
Women's Surface 100m	WR	37.75	HU Yaoyao	CHN	Belgrade (SRB)	16 JUL 2024
	WG	38.11	ZHU Bao Zhen	CHN	Kaohsiung (TPE)	24 JUL 2009
Women's Surface 200m	WR	1:25.41	BARANOVSKAYA Valeriya	RUS	Wroclaw (POL)	21 JUL 2017
	WG	1:25.41	BARANOVSKAYA Valeriya	RUS	Wroclaw (POL)	21 JUL 2017
Women's Surface 400m	WR	3:12.10	SUN Yiting	CHN	Belgrade (SRB)	16 JUL 2018
	WG	3:14.22	SCHIKORA Johanna	GER	Birmingham (USA)	9 JUL 2022
Women's Apnoea 50m	WR	15.10	ZHU Bao Zhen	CHN	Kaohsiung (TPE)	23 JUL 2009
	WG	15.10	ZHU Bao Zhen	CHN	Kaohsiung (TPE)	23 JUL 2009
Women's Bi Fins 50m	WR	20.52	SENANSZKY Petra	HUN	Wroclaw (POL)	21 JUL 2017
	WG	20.52	SENANSZKY Petra	HUN	Wroclaw (POL)	21 JUL 2017
Women's Bi Fins 100m	WR	45.16	SENANSZKY Petra	HUN	Wroclaw (POL)	22 JUL 2017
	WG	45.16	SENANSZKY Petra	HUN	Wroclaw (POL)	22 JUL 2017
Women's Surface Relay 4x50m	WR	1:08.12	PEOPLE'S REPUBLIC OF CHINA	CHN	Belgrade (SRB)	15 JUL 2024
	WG	1:08.95	PEOPLE'S REPUBLIC OF CHINA	CHN	Birmingham (USA)	9 JUL 2022
Women's Surface Relay 4x100m	WR	2:34.54	RUSSIAN FEDERATION	RUS	Volos (GRE)	27 JUN 2016
	WG	2:34.78	RUSSIAN FEDERATION	RUS	Wroclaw (POL)	21 JUL 2017

Note:
Initial data was provided by CMAS and will be updated during the competition.

Legend:
WG World Games Record **WR** World Record

Timing and Results provided by Tissot



Entry List by NOC

As of SUN 10 AUG 2025

NOC	Date of Birth	Height m / ft in	Event	Entry Time
AIN - AIN				
DESIATOV Arsenii	11 FEB 2002	-	Men's Bi Fins 50m	18.91
FEDKIN Aleksei	19 APR 2002	-	Men's Bi Fins 100m	41.84
ZHURAVLEV Vladimir	4 DEC 1993	-	Men's Apnoea 50m	14.24
CHN - People's Republic of China				
GUAN Hanzhi	2 APR 2003	-	Men's Apnoea 50m	14.43
WANG Zhihao	9 MAY 2002	-		
WU Enxi	24 AUG 2005	-		
ZHANG Siqian	14 JUN 2002	-	Men's Apnoea 50m	13.99
COL - Colombia				
DUQUE JIMENEZ Juan David	15 MAY 1990	-		
FERNANDEZ CASTILLO	15 JAN 1987	-	Men's Apnoea 50m	14.49
JIMENEZ RAMIREZ A	21 SEP 1993	-	Men's Surface 400m	3:02.34
OCAMPO LOZADA JF	5 JAN 1994	-	Men's Surface 100m	34.95
			Men's Surface 200m	1:20.84
RODRIGUEZ LOPEZ JC	9 MAR 1996	-	Men's Surface 100m	35.11
EGY - Egypt				
HASSAN ELSAYED Tarek	15 DEC 2007	-	Men's Surface 100m	35.27
FIN - Finland				
HERVA Juho	28 MAR 2005	-	Men's Bi Fins 50m	19.03
			Men's Bi Fins 100m	42.22
FRA - France				
ALLAIN Gabryel	13 JAN 2007	-		
DURAGER Tom	7 JUL 2005	-		
PRUDHOMME Vincent	18 SEP 2001	-		
ZUGMEYER Colas	11 MAR 2001	-		
GER - Germany				
LEIPOLD Marek	16 FEB 2006	-		
LOSSNER Niklas Heiko	3 NOV 2006	-	Men's Apnoea 50m	14.32
MOERSTEDT Justus	19 JUN 2001	-	Men's Surface 100m	34.45
			Men's Surface 200m	1:20.29
POSCHART Max	14 SEP 1994	-	Men's Surface 100m	34.23
			Men's Surface 200m	1:21.02
			Men's Apnoea 50m	14.10
GRE - Greece				
GIASEMIS Leonidas	26 AUG 1998	-		
IOAKEIMIDIS Ioannis	10 FEB 2002	-	Men's Bi Fins 50m	18.91
KALTSOUKALAS Georgios	9 APR 2005	-	Men's Surface 100m	35.44
MYLONAKIS Anastasios	15 JUN 1996	-		
PANAGIOTIDIS Georgios	28 DEC 2001	-		
HUN - Hungary				
BUKOR Adam	22 JAN 1999	-		
CSEPLO Kelen	14 MAR 2003	-	Men's Bi Fins 100m	41.87
KISS Nandor	7 OCT 2005	-	Men's Surface 200m	1:20.29
			Men's Surface 400m	2:58.00
MOZSAR Istvan Alex	27 DEC 2000	-	Men's Surface 200m	1:21.10
			Men's Surface 400m	2:58.61
SZABO GYOERGYEI S	11 MAR 1996	-	Men's Bi Fins 50m	18.59
			Men's Bi Fins 100m	41.71
WORUM Rego	30 OCT 2006	-	Men's Bi Fins 50m	19.11

Timing and Results provided by Tissot



Entry List by NOC

As of SUN 10 AUG 2025

NOC	Date of Birth	Height m / ft in	Event	Entry Time
ITA - Italy				
ORSI Marco	11 DEC 1990	-	Men's Bi Fins 50m	18.70
			Men's Bi Fins 100m	42.28
KOR - Republic of Korea				
JANG Hyounggho	24 MAR 1986	-	Men's Surface 100m	35.30
			Men's Surface 200m	1:21.56
KWON Namho	3 FEB 1997	-	Men's Surface 100m	35.32
LEE Dong Jin	19 MAY 1993	-	Men's Apnoea 50m	14.21
LEE Seong	22 MAR 2004	-	Men's Surface 400m	2:59.29
SHIN Myeongjun	18 JUL 2001	-	Men's Apnoea 50m	14.03
YOON Youngjoong	9 DEC 1984	-	Men's Surface 400m	3:02.87
POL - Poland				
DRAZBA Filip	13 OCT 2002	-	Men's Surface 400m	3:05.92
KROPIDLOWSKI SA	10 DEC 2002	-	Men's Bi Fins 50m	18.75
			Men's Bi Fins 100m	41.96
THA - Thailand				
TRITHAN Pongpanod	28 JUN 2006	-	Men's Bi Fins 100m	42.18
TUR - Türkiye				
TOPARLAK Derin	12 MAR 1997	-	Men's Surface 200m	1:23.10
			Men's Surface 400m	3:02.21
UKR - Ukraine				
ARTAMONOV Artur	18 DEC 1992	-	Men's Bi Fins 50m	19.14
			Men's Bi Fins 100m	42.41
KUZMENKO Oleksandr	4 JAN 2005	-		
SMISHCHENKO Serhii	20 OCT 2000	-		
YELISIEIEV Davyd	21 SEP 2007	-		
ZAKHAROV Oleksii	8 JAN 2001	-	Men's Surface 200m	1:22.82
			Men's Surface 400m	3:00.28

Legend:

- Information not available

Timing and Results provided by Tissot



Entry List by NOC

As of SUN 10 AUG 2025

NOC	Date of Birth	Height m / ft in	Event	Entry Time
AIN - AIN				
ANDREEVA Valeriia	13 NOV 2000	-	Women's Bi Fins 50m	21.84
GILEVA Irina	21 OCT 2004	-	Women's Bi Fins 50m	22.03
KUPRESSOVA Elizaveta	12 APR 2008	-	Women's Surface 400m	3:14.13
MARKINA Vlada	16 FEB 2003	-	Women's Surface 200m	1:28.98
MIKHAYLUSHKINA Ekaterina	6 AUG 2001	-	Women's Surface 200m	1:29.39
SLISEVA Diana	27 FEB 2005	-	Women's Surface 100m	38.68
			Women's Apnoea 50m	16.30
CHN - People's Republic of China				
HU Yaoyao	27 JUL 2000	-	Women's Surface 100m	37.75
			Women's Apnoea 50m	15.61
SHU Chengjing	10 JUL 1996	-	Women's Apnoea 50m	16.26
XIE Wenmin	8 SEP 2004	-		
XU Yichuan	16 MAY 1992	-	Women's Surface 200m	1:30.77
COL - Colombia				
AGUIRRE JOYA PA	24 OCT 1999	-	Women's Surface 100m	39.04
			Women's Apnoea 50m	16.30
FERNANDEZ CASTILLO Grace	25 MAY 1995	-		
MORENO ALEGRIA DP	1 DEC 1991	-		
RETAMOZO OLAYA VP	23 JUN 1998	-		
CRO - Croatia				
BASSI Dora	30 JAN 1993	-	Women's Surface 400m	3:22.13
EGY - Egypt				
MAGDY HAGRASS Nada	22 SEP 2005	-	Women's Surface 400m	3:20.46
FRA - France				
HAMON Maiwenn	11 AUG 2003	-	Women's Apnoea 50m	16.41
GER - Germany				
BARTHEL Nadja	8 SEP 2004	-		
PLACZEK Lilly	11 FEB 2004	-	Women's Bi Fins 50m	21.80
			Women's Bi Fins 100m	48.90
RUETZE Michele	24 APR 2000	-	Women's Surface 200m	1:31.91
SAEBISCH Kyra	25 JUL 2008	-		
SCHIKORA Johanna	6 JAN 2002	-	Women's Surface 400m	3:21.89
GRE - Greece				
DELIGIANNI Eirini	14 JUL 1992	-		
ILIAKI Maria	9 AUG 2009	-		
TELIOUSI Ifigeneia	26 MAY 2008	-	Women's Surface 100m	39.22
VOURAKI Alexandra	2 OCT 2009	-		
HUN - Hungary				
BLASZAK Lilla Greta	7 SEP 2000	-	Women's Surface 200m	1:30.93
			Women's Surface 400m	3:20.93
PERNYESZ Dorottya	1 FEB 2005	-	Women's Bi Fins 100m	47.34
SENANSZKY Petra	10 JAN 1994	-	Women's Bi Fins 50m	21.17
			Women's Bi Fins 100m	46.30
SUBA Sara	22 SEP 2004	-	Women's Surface 200m	1:30.87
SZILI Agnes	16 JUN 2006	-	Women's Surface 400m	3:21.93
TURUCZ Zoe	11 MAR 2008	-	Women's Bi Fins 50m	21.84

Timing and Results provided by Tissot



Entry List by NOC

As of SUN 10 AUG 2025

NOC	Date of Birth	Height m / ft in	Event	Entry Time
ITA - Italy				
BRUNI Giulia	8 AUG 2008	-		
DESTEFANI Giorgia	6 MAY 2006	-	Women's Bi Fins 50m	22.33
			Women's Bi Fins 100m	49.08
MAGOGA Viola	22 MAY 2001	-	Women's Bi Fins 50m	22.30
RAFFAETA Anna	7 MAY 2009	-		
SCAGLIARINI Giorgia	5 NOV 2007	-		
KOR - Republic of Korea				
KIM Minjeong	17 MAY 2000	-		
MOON Ye Jin	21 FEB 2001	-	Women's Surface 100m	39.26
SEO Uijin	12 DEC 2000	-	Women's Surface 100m	38.64
			Women's Apnoea 50m	15.99
YOON Miri	10 AUG 1989	-	Women's Apnoea 50m	16.29
TPE - Chinese Taipei				
HE Pin Li	13 MAR 1996	-	Women's Bi Fins 100m	48.35
HUANG Mei Chien	13 JUN 1998	-	Women's Bi Fins 50m	21.68
			Women's Bi Fins 100m	48.60
UKR - Ukraine				
HRECHKO Sofiia	21 JUN 2005	-	Women's Surface 200m	1:30.57
			Women's Surface 400m	3:18.23
HRECHYKHINA Yelyzaveta	30 JUN 2009	-		
LAMAKH Sofiya	6 MAR 2005	-	Women's Bi Fins 100m	48.75
MAKARENKO Anastasiia	19 MAY 2006	-	Women's Surface 100m	39.49
TYMOSHENKO Yevheniia	10 JAN 2002	-	Women's Bi Fins 100m	48.81
UVAROVA Viktoriia	30 JUN 2001	-	Women's Surface 100m	39.15
			Women's Surface 200m	1:30.75
			Women's Apnoea 50m	16.34
YAKOVLEVA Anna	5 DEC 2008	-	Women's Surface 400m	3:18.20

Legend:

- Information not available

Timing and Results provided by Tissot



SUN 10 AUG 2025
Start Time: 16:30

Start List by Session

Evening Session

Event 1	Women's Apnoea 50m	16:30	Final
WR	15.10 ZHU Bao Zhen	CHN	Kaohsiung (TPE)
W	15.10 ZHU Bao Zhen	CHN	Kaohsiung (TPE)
1	UVAROVA Viktoriia	UKR	30 JUN 2001
2	SLISEVA Diana	AIN	27 FEB 2005
3	SHU Chengjing	CHN	10 JUL 1996
4	HU Yaoyao	CHN	27 JUL 2000
5	SEO Uijin	KOR	12 DEC 2000
6	YOON Miri	KOR	10 AUG 1989
7	AGUIRRE JOYA P.A.	COL	24 OCT 1999
8	HAMON Maiwenn	FRA	11 AUG 2003

Event 2	Women's Bi Fins 50m	16:36	Final
WR	20.52 SENANSZKY Petra	HUN	Wroclaw (POL)
W	20.52 SENANSZKY Petra	HUN	Wroclaw (POL)
1	MAGOGA Viola	ITA	22 MAY 2001
2	ANDREEVA Valeriia	AIN	13 NOV 2000
3	PLACZEK Lilly	GER	11 FEB 2004
4	SENANSZKY Petra	HUN	10 JAN 1994
5	HUANG Mei Chien	TPE	13 JUN 1998
6	TURUCZ Zoe	HUN	11 MAR 2008
7	GILEVA Irina	AIN	21 OCT 2004
8	DESTEFANI Giorgia	ITA	6 MAY 2006

Medal Ceremony		
Event	Discipline Name	Start Time
1	Women's Apnoea 50m	16:42

Event 3	Men's Surface 100m	16:49	Final
WR	33.71 POSCHART Max	GER	Leipzig (GER)
W	34.22 KABANOV Pavel	RUS	Wroclaw (POL)
1	KWON Namho	KOR	3 FEB 1997
2	HASSAN ELSAYED Tarek	EGY	15 DEC 2007
3	OCAMPO LOZADA J.F.	COL	5 JAN 1994
4	POSCHART Max	GER	14 SEP 1994
5	MOERSTEDT Justus	GER	19 JUN 2001
6	RODRIGUEZ LOPEZ J.C.	COL	9 MAR 1996
7	JANG Hyoungho	KOR	24 MAR 1986
8	KALTSOUKALAS Georgios	GRE	9 APR 2005

Medal Ceremony		
Event	Discipline Name	Start Time
2	Women's Bi Fins 50m	16:54

Event 4	Women's Surface 200m	17:02	Final
WR	1:25.41 BARANOVSKAYA Valeriya	RUS	Wroclaw (POL)
W	1:25.41 BARANOVSKAYA Valeriya	RUS	Wroclaw (POL)
1	BLASZAK Lilla Greta	HUN	7 SEP 2000
2	XU Yichuan	CHN	16 MAY 1992
3	HRECHKO Sofia	UKR	21 JUN 2005
4	MARKINA Vlada	AIN	16 FEB 2003
5	MIKHAYLUSHKINA Ekaterina	AIN	6 AUG 2001
6	UVAROVA Viktoriia	UKR	30 JUN 2001
7	SUBA Sara	HUN	22 SEP 2004
8	RUETZE Michele	GER	24 APR 2000

Medal Ceremony		
Event	Discipline Name	Start Time
3	Men's Surface 100m	17:08

Event 5	Men's Bi Fins 100m	17:16	Final
WR	40.60 KROPIDLOWSKI Szymon	POL	Olsztyn (POL)
W	41.41 KROPIDLOWSKI Szymon	POL	Chengdu (CHN)
1	ORSI Marco	ITA	11 DEC 1990
2	TRITHAN Pongpanod	THA	28 JUN 2006
3	CSEPLO Kelen	HUN	14 MAR 2003
4	SZABO GYOERGYEI S.	HUN	11 MAR 1996
5	FEDKIN Aleksei	AIN	19 APR 2002
6	KROPIDLOWSKI S.A.	POL	10 DEC 2002
7	HERVA Juho	FIN	28 MAR 2005
8	ARTAMONOV Artur	UKR	18 DEC 1992

Timing and Results provided by Tissot



SUN 10 AUG 2025
Start Time: 16:30

Start List by Session

Evening Session

Medal Ceremony	
Event Discipline Name	Start Time
4 Women's Surface 200m	17:21
MC	

Event 6 Men's Surface 400m		17:29	Final
WR	2:54.64 KISS Nandor	HUN	Chengdu (CHN) 2025
W	2:54.64 KISS Nandor	HUN	Chengdu (CHN) 2025
1	YOON Youngjoong	KOR	9 DEC 1984 3:02.87
2	TOPARLAK Derin	TUR	12 MAR 1997 3:02.21
3	LEE Seong	KOR	22 MAR 2004 2:59.29
4	KISS Nandor	HUN	7 OCT 2005 2:58.00
5	MOZSAR Istvan Alex	HUN	27 DEC 2000 2:58.61
6	ZAKHAROV Oleksii	UKR	8 JAN 2001 3:00.28
7	JIMENEZ RAMIREZ Alexander	COL	21 SEP 1993 3:02.34
8	DRAZBA Filip	POL	13 OCT 2002 3:05.92
6			

Medal Ceremony	
Event Discipline Name	Start Time
5 Men's Bi Fins 100m	17:38
MC	

Event 7 Women's Surface Relay 4x100m		17:45	Final
WR	2:34.54 RUSSIAN FEDERATION	RUS	Volos (GRE) 2016
W	2:34.78 RUSSIAN FEDERATION	RUS	Wroclaw (POL) 2017
1	GERMANY	GER	2:43.73
2	ITALY	ITA	2:41.59
3	UKRAINE	UKR	2:37.92
4	CHINA	CHN	2:36.29
5	COLOMBIA	COL	2:37.35
6	GREECE	GRE	2:40.38
7	REPUBLIC OF KOREA	KOR	2:43.07
8	HUNGARY	HUN	2:43.81
7			

Medal Ceremony	
Event Discipline Name	Start Time
6 Men's Surface 400m	17:54
MC	

Event 8 Men's Surface Relay 4x50m		18:01	Final
WR	1:00.50 GERMANY	GER	Olshzyn (POL) 2025
W	1:01.13 COLOMBIA	COL	Birmingham (USA) 2022
1	HUNGARY	HUN	1:04.89
2	FRANCE	FRA	1:03.22
3	CHINA	CHN	1:01.40
4	COLOMBIA	COL	1:00.62
5	REPUBLIC OF KOREA	KOR	1:00.83
6	GERMANY	GER	1:01.49
7	UKRAINE	UKR	1:03.33
8	GREECE	GRE	1:05.58
8			

Medal Ceremonies	
Event Discipline Name	Start Time
7 Women's Surface Relay 4x100m	18:08
8 Men's Surface Relay 4x50m	18:16
MC	

Timing and Results provided by Tissot



SUN 10 AUG 2025
Start Time: 16:30

Start List by Session
Evening Session

Legend:			
WG	World Games Record	WR	World Record

Timing and Results provided by Tissot





MON 11 AUG 2025
Start Time: 16:30

Start List by Session

Evening Session

Event 9	Men's Apnoea 50m	16:30		Final
WR	13.70 KABANOV Pavel	RUS	Ioannina (GRE)	2019
W	13.87 KABANOV Pavel	RUS	Wroclaw (POL)	2017
1	GUAN Hanzhi	CHN	2 APR 2003	14.43
2	ZHURAVLEV Vladimir	AIN	4 DEC 1993	14.24
3	POSCHART Max	GER	14 SEP 1994	14.10
4	ZHANG Siqian	CHN	14 JUN 2002	13.99
5	SHIN Myeongjun	KOR	18 JUL 2001	14.03
6	LEE Dong Jin	KOR	19 MAY 1993	14.21
7	LOSSNER Niklas Heiko	GER	3 NOV 2006	14.32
8	FERNANDEZ CASTILLO M.	COL	15 JAN 1987	14.49

Event 10 Men's Bi Fins 50m		16:35		Final
WR	18.41 ARBUZOV Andrey	RUS	Volos (GRE)	2016
W	18.55 ARBUZOV Andrey	RUS	Wroclaw (POL)	2017
1	WORUM Rego	HUN	30 OCT 2006	19.11
2	DESIATOV Arsenii	AIN	11 FEB 2002	18.91
3	KROPIDLOWSKI S.A.	POL	10 DEC 2002	18.75
4	SZABO GYOERGYEI S.	HUN	11 MAR 1996	18.59
5	ORSI Marco	ITA	11 DEC 1990	18.70
6	IOAKEIMIDIS Ioannis	GRE	10 FEB 2002	18.91
7	HERVA Juho	FIN	28 MAR 2005	19.03
8	ARTAMONOV Artur	UKR	18 DEC 1992	19.14

Medal Ceremony		
Event	Discipline Name	Start Time
9	Men's Apnoea 50m	16:41

Event 11 Women's Surface 100m		16:48		Final
WR	37.75 HU Yaoyao	CHN	Belgrade (SRB)	2024
W	38.11 ZHU Bao Zhen	CHN	Kaohsiung (TPE)	2009
1	MOON Ye Jin	KOR	21 FEB 2001	39.26
2	UVAROVA Viktoriia	UKR	30 JUN 2001	39.15
3	SLISEVA Diana	AIN	27 FEB 2005	38.68
4	HU Yaoyao	CHN	27 JUL 2000	37.75
5	SEO Uijin	KOR	12 DEC 2000	38.64
6	AGUIRRE JOYA P.A.	COL	24 OCT 1999	39.04
7	TELIOUSI Ifigeneia	GRE	26 MAY 2008	39.22
8	MAKARENKO Anastasiia	UKR	19 MAY 2006	39.49

Medal Ceremony		
Event	Discipline Name	Start Time
10	Men's Bi Fins 50m	16:54

Event 12	Men's Surface 200m	17:01		Final
WR	1:18.65 OCAMPO LOZADA Juan	COL	Volos (GRE)	2016
W	1:19.87 POSCHART Max	GER	Birmingham (USA)	2022
1	ZAKHAROV Oleksii	UKR	8 JAN 2001	1:22.82
2	MOZSAR Istvan Alex	HUN	27 DEC 2000	1:21.10
3	OCAMPO LOZADA J.F.	COL	5 JAN 1994	1:20.84
4	MOERSTEDT Justus	GER	19 JUN 2001	1:20.29
5	KISS Nandor	HUN	7 OCT 2005	1:20.29
6	POSCHART Max	GER	14 SEP 1994	1:21.02
7	JANG Hyounggho	KOR	24 MAR 1986	1:21.56
8	TOPARLAK Derin	TUR	12 MAR 1997	1:23.10

Medal Ceremony		
Event	Discipline Name	Start Time
11	Women's Surface 100m	17:07

Event 13 Women's Bi Fins 100m		17:15		Final
WR	45.16 SENANSZKY Petra	HUN	Wroclaw (POL)	2017
W	45.16 SENANSZKY Petra	HUN	Wroclaw (POL)	2017
1	PLACZEK Lilly	GER	11 FEB 2004	48.90
2	LAMAKH Sofiya	UKR	6 MAR 2005	48.75
3	HE Pin Li	TPE	13 MAR 1996	48.35
4	SENANSZKY Petra	HUN	10 JAN 1994	46.30
5	PERNYESZ Dorottya	HUN	1 FEB 2005	47.34
6	HUANG Mei Chien	TPE	13 JUN 1998	48.60
7	TYMOSHENKO Yevheniia	UKR	10 JAN 2002	48.81
8	DESTEFANI Giorgia	ITA	6 MAY 2006	49.08

Timing and Results provided by Tissot



MON 11 AUG 2025
Start Time: 16:30

Start List by Session

Evening Session

Medal Ceremony	
Event Discipline Name	Start Time
12 Men's Surface 200m	17:21
MC	

Event 14 Women's Surface 400m		17:28	Final
WR	3:12.10 SUN Yiting	CHN	Belgrade (SRB) 2018
W	3:14.22 SCHIKORA Johanna	GER	Birmingham (USA) 2022
1	SZILI Agnes	HUN	16 JUN 2006 3:21.93
2	BLASZAK Lilla Greta	HUN	7 SEP 2000 3:20.93
3	HRECHKO Sofia	UKR	21 JUN 2005 3:18.23
4	KUPRESSOVA Elizaveta	AIN	12 APR 2008 3:14.13
5	YAKOVLEVA Anna	UKR	5 DEC 2008 3:18.20
6	MAGDY HAGRASS Nada	EGY	22 SEP 2005 3:20.46
7	SCHIKORA Johanna	GER	6 JAN 2002 3:21.89
8	BASSI Dora	CRO	30 JAN 1993 3:22.13
14			

Medal Ceremony	
Event Discipline Name	Start Time
13 Women's Bi Fins 100m	17:37
MC	

Event 15 Men's Surface Relay 4x100m		17:44	Final
WR	2:16.54 RUSSIAN FEDERATION	RUS	Wroclaw (POL) 2017
W	2:16.54 RUSSIAN FEDERATION	RUS	Wroclaw (POL) 2017
1	FRANCE	FRA	2:25.65
2	UKRAINE	UKR	2:25.35
3	GERMANY	GER	2:22.12
4	COLOMBIA	COL	2:18.55
5	REPUBLIC OF KOREA	KOR	2:22.08
6	HUNGARY	HUN	2:24.10
7	GREECE	GRE	2:25.43
8	CHINA	CHN	2:26.05
15			

Medal Ceremony	
Event Discipline Name	Start Time
14 Women's Surface 400m	17:53
MC	

Event 16 Women's Surface Relay 4x50m		18:00	Final
WR	1:08.12 PEOPLE'S REPUBLIC OF	CHN	Belgrade (SRB) 2024
W	1:08.95 PEOPLE'S REPUBLIC OF	CHN	Birmingham (USA) 2022
1	GREECE	GRE	1:13.77
2	ITALY	ITA	1:11.68
3	COLOMBIA	COL	1:09.16
4	CHINA	CHN	1:08.12
5	REPUBLIC OF KOREA	KOR	1:09.05
6	UKRAINE	UKR	1:10.23
7	HUNGARY	HUN	1:13.73
8	GERMANY	GER	1:14.45
16			

Medal Ceremonies	
Event Discipline Name	Start Time
15 Men's Surface Relay 4x100m	18:07
16 Women's Surface Relay 4x50m	18:15
MC	

Timing and Results provided by Tissot



MON 11 AUG 2025
Start Time: 16:30

Start List by Session
Evening Session

Legend:			
WG	World Games Record	WR	World Record

Timing and Results provided by Tissot



C81A - Records Set by Event

As of MON 11 AUG 2025

Event		Name	NOC Code	Time	Record Type
Women's Surface 400m	Final	HRECHKO Sofiia	UKR	3:11.88	WR,WG
Women's Surface Relay 4x50m	Final	PEOPLE'S REPUBLIC OF CHINA	CHN	1:07.99	WR,WG
Men's Surface 100m	Final	POSCHART Max	GER	33.81	WG
Men's Surface 200m	Final	KISS Nandor	HUN	1:17.71	WR,WG
Men's Surface 400m	Final	KISS Nandor	HUN	2:52.68	WR,WG
Men's Apnoea 50m	Final	SHIN Myeongjun	KOR	13.74	WG
Men's Bi Fins 50m	Final	SZABO GYOERGYEI Szebasztian	HUN	17.96	WR,WG
Men's Bi Fins 100m	Final	KROPIDLOWSKI Szymon Antoni	POL	40.45	WR,WG
Men's Surface Relay 4x50m	Final	GERMANY	GER	59.35	WR,WG

Legend:

WG World Games Record **WR** World Record

Timing and Results provided by Tissot



C81B - Records Set by Record Type

As of MON 11 AUG 2025

WORLD RECORD

Total number of World Records set: 7

Event		Name	NOC Code	Time	Date
Women's Surface 400m	Final	HRECHKO Sofiia	UKR	3:11.88	11 AUG
Women's Surface Relay 4x50m	Final	CHINA	CHN	1:07.99	11 AUG
Men's Surface 200m	Final	KISS Nandor	HUN	1:17.71	11 AUG
Men's Surface 400m	Final	KISS Nandor	HUN	2:52.68	10 AUG
Men's Bi Fins 50m	Final	SZABO GYOERGYEI S	HUN	17.96	11 AUG
Men's Bi Fins 100m	Final	KROPIDLOWSKI SA	POL	40.45	10 AUG
Men's Surface Relay 4x50m	Final	GERMANY	GER	59.35	10 AUG

WORLD GAMES RECORD

Total number of World Games Records set: 9

Event		Name	NOC Code	Time	Date
Women's Surface 400m	Final	HRECHKO Sofiia	UKR	3:11.88	11 AUG
Women's Surface Relay 4x50m	Final	CHINA	CHN	1:07.99	11 AUG
Men's Surface 100m	Final	POSCHART Max	GER	33.81	10 AUG
Men's Surface 200m	Final	KISS Nandor	HUN	1:17.71	11 AUG
Men's Surface 400m	Final	KISS Nandor	HUN	2:52.68	10 AUG
Men's Apnoea 50m	Final	SHIN Myeongjun	KOR	13.74	11 AUG
Men's Bi Fins 50m	Final	SZABO GYOERGYEI S	HUN	17.96	11 AUG
Men's Bi Fins 100m	Final	KROPIDLOWSKI SA	POL	40.45	10 AUG
Men's Surface Relay 4x50m	Final	GERMANY	GER	59.35	10 AUG

Timing and Results provided by Tissot



C81C - Records Set by Date

As of MON 11 AUG 2025

Date	Event		Name	NOC Code	Time	Record Type
SUN 10 AUG	Men's Surface 100m	Final	POSCHART Max	GER	33.81	Games
	Men's Surface 400m	Final	KISS Nandor	HUN	2:52.68	World
		Final	KISS Nandor	HUN	2:52.68	Games
	Men's Bi Fins 100m	Final	KROPIDLOWSKI SA	POL	40.45	World
		Final	KROPIDLOWSKI SA	POL	40.45	Games
	Men's Surface Relay 4x50m	Final	GERMANY	GER	59.35	World
		Final	GERMANY	GER	59.35	Games
MON 11 AUG	Women's Surface 400m	Final	HRECHKO Sofiia	UKR	3:11.88	World
		Final	HRECHKO Sofiia	UKR	3:11.88	Games
	Women's Surface Relay 4x50m	Final	CHINA	CHN	1:07.99	World
		Final	CHINA	CHN	1:07.99	Games
	Men's Surface 200m	Final	KISS Nandor	HUN	1:17.71	World
		Final	KISS Nandor	HUN	1:17.71	Games
	Men's Apnoea 50m	Final	SHIN Myeongjun	KOR	13.74	Games
	Men's Bi Fins 50m	Final	SZABO GYOERGYEI S	HUN	17.96	World
		Final	SZABO GYOERGYEI S	HUN	17.96	Games

Timing and Results provided by Tissot



Medallists by Event

As of MON 11 AUG 2025 at 18:22
After 15 of 16 Events

Event	Date	Medal	Name	NOC Code
Men's Surface Relay 4x100m	11 AUG 2025	GOLD	LOSSNER Niklas Heiko MOERSTEDT Justus LEIPOLD Marek POSCHART Max	GER
		SILVER	SMISHCHENKO Serhii KUZMENKO Oleksandr YELISIEIEV Davyd ZAKHAROV Oleksii	UKR
		BRONZE	SHIN Myeongjun LEE Dong Jin JANG Hyounggho KWON Namho	KOR
Women's Surface 400m	11 AUG 2025	GOLD	HRECHKO Sofiia	UKR
		SILVER	YAKOVLEVA Anna	UKR
		BRONZE	KUPRESSOVA Elizaveta	AIN
Women's Bi Fins 100m	11 AUG 2025	GOLD	SENANSZKY Petra	HUN
		SILVER	PERNYESZ Dorottya	HUN
		BRONZE	LAMAKH Sofiya	UKR
Men's Surface 200m	11 AUG 2025	GOLD	KISS Nandor	HUN
		SILVER	MOERSTEDT Justus	GER
		BRONZE	OCAMPO LOZADA Juan Fernando	COL
Women's Surface 100m	11 AUG 2025	GOLD	SLISEVA Diana	AIN
		SILVER	HU Yaoyao	CHN
		BRONZE	MAKARENKO Anastasiia	UKR
Men's Bi Fins 50m	11 AUG 2025	GOLD	SZABO GYOERGYEI Szebasztian	HUN
		SILVER	KROPIDLOWSKI Szymon Antoni	POL
		BRONZE	ORSI Marco	ITA
		BRONZE	ARTAMONOV Artur	UKR
Men's Apnoea 50m	11 AUG 2025	GOLD	SHIN Myeongjun	KOR
		SILVER	POSCHART Max	GER
		BRONZE	ZHANG Siqian	CHN
Men's Surface Relay 4x50m	10 AUG 2025	GOLD	POSCHART Max LOSSNER Niklas Heiko MOERSTEDT Justus LEIPOLD Marek	GER
		SILVER	SMISHCHENKO Serhii KUZMENKO Oleksandr YELISIEIEV Davyd ZAKHAROV Oleksii	UKR
		BRONZE	RODRIGUEZ LOPEZ Juan Camilo DUQUE JIMENEZ Juan David FERNANDEZ CASTILLO Mauricio OCAMPO LOZADA Juan Fernando	COL

Timing and Results provided by Tissot



Medallists by Event

As of MON 11 AUG 2025 at 18:22
After 15 of 16 Events

Event	Date	Medal	Name	NOC Code
Women's Surface Relay 4x100m	10 AUG 2025	GOLD	SHU Chengjing XU Yichuan XIE Wenmin HU Yaoyao	CHN
		SILVER	FERNANDEZ CASTILLO Grace RETAMOZO OLAYA Viviana Paola MORENO ALEGRIA Diana Paola AGUIRRE JOYA Paula Alejandra	COL
		BRONZE	HRECHYKHINA Yelyzaveta HRECHKO Sofiia UVAROVA Viktoriia MAKARENKO Anastasiia	UKR
Men's Surface 400m	10 AUG 2025	GOLD	KISS Nandor	HUN
		SILVER	ZAKHAROV Oleksii	UKR
		BRONZE	MOZSAR Istvan Alex	HUN
Men's Bi Fins 100m	10 AUG 2025	GOLD	KROPIDLOWSKI Szymon Antoni	POL
		SILVER	SZABO GYOERGYEI Szebasztian	HUN
		BRONZE	FEDKIN Aleksei	AIN
Women's Surface 200m	10 AUG 2025	GOLD	HRECHKO Sofiia	UKR
		SILVER	BLASZAK Lilla Greta	HUN
		BRONZE	MIKHAYLUSHKINA Ekaterina	AIN
Men's Surface 100m	10 AUG 2025	GOLD	POSCHART Max	GER
		SILVER	MOERSTEDT Justus	GER
		BRONZE	HASSAN ELSAYED Tarek	EGY
Women's Bi Fins 50m	10 AUG 2025	GOLD	SENANSZKY Petra	HUN
		SILVER	HUANG Mei Chien	TPE
		BRONZE	ANDREEVA Valeriia	AIN
Women's Apnoea 50m	10 AUG 2025	GOLD	SLISEVA Diana	AIN
		SILVER	SEO Uijin	KOR
		BRONZE	YOON Miri	KOR

Timing and Results provided by Tissot



Medal Standings

As of MON 11 AUG 2025 at 18:22
After 15 of 16 Events

Rank	NOC	Men				Women				Total				Rank by Total
		G	S	B	Tot.	G	S	B	Tot.	G	S	B	Tot.	
1	HUN - Hungary	3	1	1	5	2	2		4	5	3	1	9	2
2	GER - Germany	3	3		6					3	3		6	=3
3	UKR - Ukraine		3	1	4	2	1	4	7	2	4	5	11	1
4	CHN - People's Republic of China			1	1	2	1		3	2	1	1	4	=5
5	AIN - AIN			1	1	2		3	5	2		4	6	=3
6	KOR - Republic of Korea	1		1	2		1	1	2	1	1	2	4	=5
7	POL - Poland	1	1		2					1	1		2	8
8	COL - Colombia			2	2		2		2		2	2	4	=5
9	TPE - Chinese Taipei						1		1		1		1	=9
10	EGY - Egypt			1	1							1	1	=9
10	ITA - Italy			1	1							1	1	=9
	Total:	8	8	9	25	8	8	8	24	16	16	17	49	

Note:
Rank by Total is calculated by the total number of gold, silver and bronze medals.

Legend:
= Equal sign indicates that two or more NOCs share the same rank by total **B** Bronze **G** Gold **S** Silver
Tot. Total

Timing and Results provided by Tissot



Multi-Medallists at These Games

As of MON 11 AUG 2025 at 18:22

Rank	Name	NOC Code	Event	Medals	
				Type	Total
1	POSCHART Max	GER	Men's Surface 100m Men's Surface Relay 4x50m Men's Surface Relay 4x100m Men's Apnoea 50m	GOLD GOLD GOLD SILVER	4
2	MOERSTEDT Justus	GER	Men's Surface Relay 4x50m Men's Surface Relay 4x100m Men's Surface 100m Men's Surface 200m	GOLD GOLD SILVER SILVER	4
3	HU Yaoyao	CHN	Women's Surface Relay 4x50m Women's Surface Relay 4x100m Women's Surface 100m	GOLD GOLD SILVER	3
4	HRECHKO Sofiia	UKR	Women's Surface 200m Women's Surface 400m Women's Surface Relay 4x50m Women's Surface Relay 4x100m	GOLD GOLD BRONZE BRONZE	4
5	SLISEVA Diana	AIN	Women's Surface 100m Women's Apnoea 50m	GOLD GOLD	2
5	SENANSZKY Petra	HUN	Women's Bi Fins 50m Women's Bi Fins 100m	GOLD GOLD	2
5	KISS Nandor	HUN	Men's Surface 200m Men's Surface 400m	GOLD GOLD	2
5	LOSSNER Niklas Heiko	GER	Men's Surface Relay 4x50m Men's Surface Relay 4x100m	GOLD GOLD	2
5	LEIPOLD Marek	GER	Men's Surface Relay 4x50m Men's Surface Relay 4x100m	GOLD GOLD	2
5	SHU Chengjing	CHN	Women's Surface Relay 4x50m Women's Surface Relay 4x100m	GOLD GOLD	2
5	XU Yichuan	CHN	Women's Surface Relay 4x50m Women's Surface Relay 4x100m	GOLD GOLD	2
5	XIE Wenmin	CHN	Women's Surface Relay 4x50m Women's Surface Relay 4x100m	GOLD GOLD	2
13	KROPIDLOWSKI Szymon Antoni	POL	Men's Bi Fins 100m Men's Bi Fins 50m	GOLD SILVER	2
13	SZABO GYOERGYEI Szebasztian	HUN	Men's Bi Fins 50m Men's Bi Fins 100m	GOLD SILVER	2
15	SHIN Myeongjun	KOR	Men's Apnoea 50m Men's Surface Relay 4x100m	GOLD BRONZE	2
16	ZAKHAROV Oleksii	UKR	Men's Surface 400m Men's Surface Relay 4x50m Men's Surface Relay 4x100m	SILVER SILVER SILVER	3
17	SMISHCHENKO Serhii	UKR	Men's Surface Relay 4x50m Men's Surface Relay 4x100m	SILVER SILVER	2
17	KUZMENKO Oleksandr	UKR	Men's Surface Relay 4x50m Men's Surface Relay 4x100m	SILVER SILVER	2

Timing and Results provided by Tissot



Multi-Medallists at These Games

As of MON 11 AUG 2025 at 18:22

Rank	Name	NOC Code	Event	Medals	
				Type	Total
17	YELISIEIEV Davyd	UKR	Men's Surface Relay 4x50m	SILVER	2
			Men's Surface Relay 4x100m	SILVER	
17	FERNANDEZ CASTILLO Grace	COL	Women's Surface Relay 4x50m	SILVER	2
			Women's Surface Relay 4x100m	SILVER	
17	RETAMOZO OLAYA Viviana Paola	COL	Women's Surface Relay 4x50m	SILVER	2
			Women's Surface Relay 4x100m	SILVER	
17	MORENO ALEGRIA Diana Paola	COL	Women's Surface Relay 4x50m	SILVER	2
			Women's Surface Relay 4x100m	SILVER	
17	AGUIRRE JOYA Paula Alejandra	COL	Women's Surface Relay 4x50m	SILVER	2
			Women's Surface Relay 4x100m	SILVER	
24	MAKARENKO Anastasiia	UKR	Women's Surface 100m	BRONZE	3
			Women's Surface Relay 4x50m	BRONZE	
			Women's Surface Relay 4x100m	BRONZE	
25	OCAMPO LOZADA Juan Fernando	COL	Men's Surface 200m	BRONZE	2
			Men's Surface Relay 4x50m	BRONZE	
25	HRECHYKHINA Yelyzaveta	UKR	Women's Surface Relay 4x50m	BRONZE	2
			Women's Surface Relay 4x100m	BRONZE	
25	UVAROVA Viktoriia	UKR	Women's Surface Relay 4x50m	BRONZE	2
			Women's Surface Relay 4x100m	BRONZE	

Timing and Results provided by Tissot



FINSWIMMING

Men's Apnoea 50m



Entry List by Event

As of SAT 9 AUG 2025

	Record	Name	NOC Code	Location	Date
WR	13.70	KABANOV Pavel	RUS	Ioannina (GRE)	30 JUN 2019
WG	13.87	KABANOV Pavel	RUS	Wroclaw (POL)	22 JUL 2017

Number of entries: 8

Name	NOC Code	Date of Birth	Location of Performance	Date of Performance	Qualifying Time
ZHANG Siqian	CHN	14 JUN 2002			13.99
SHIN Myeongjun	KOR	18 JUL 2001			14.03
POSCHART Max	GER	14 SEP 1994			14.10
LEE Dong Jin	KOR	19 MAY 1993			14.21
ZHURAVLEV Vladimir	AIN	4 DEC 1993			14.24
LOSSNER Niklas Heiko	GER	3 NOV 2006			14.32
GUAN Hanzhi	CHN	2 APR 2003			14.43
FERNANDEZ CASTILLO Mauricio	COL	15 JAN 1987			14.49

Legend:

WG World Games Record **WR** World Record

Timing and Results provided by Tissot



Start List

Event Number 9

	Record	Name	NOC Code	Location	Date
WR	13.70	KABANOV Pavel	RUS	Ioannina (GRE)	30 JUN 2019
WG	13.87	KABANOV Pavel	RUS	Wroclaw (POL)	22 JUL 2017

Lane	Name	NOC Code	Date of Birth	Qualifying Time	Time	Rank
1	GUAN Hanzhi	CHN	2 APR 2003	14.43		
2	ZHURAVLEV Vladimir	AIN	4 DEC 1993	14.24		
3	POSCHART Max	GER	14 SEP 1994	14.10		
4	ZHANG Siqian	CHN	14 JUN 2002	13.99		
5	SHIN Myeongjun	KOR	18 JUL 2001	14.03		
6	LEE Dong Jin	KOR	19 MAY 1993	14.21		
7	LOSSNER Niklas Heiko	GER	3 NOV 2006	14.32		
8	FERNANDEZ CASTILLO Mauricio	COL	15 JAN 1987	14.49		

Legend:

WG World Games Record **WR** World Record

Timing and Results provided by Tissot



Results

Event Number 9

	Record	Name	NOC Code	Location	Date
WR	13.70	KABANOV Pavel	RUS	Ioannina (GRE)	30 JUN 2019
WG	13.87	KABANOV Pavel	RUS	Wroclaw (POL)	22 JUL 2017

Rank	Lane	Name	NOC Code	R.T.	Time	Time Behind
1	5	SHIN Myeongjun	KOR	0.76	13.74	WG
2	3	POSCHART Max	GER	0.83	13.87	+0.13
3	4	ZHANG Siqian	CHN	0.86	14.21	+0.47
4	1	GUAN Hanzhi	CHN	0.84	14.32	+0.58
5	2	ZHURAVLEV Vladimir	AIN	0.86	14.77	+1.03
6	8	FERNANDEZ CASTILLO Mauricio	COL	0.86	14.82	+1.08
7	7	LOSSNER Niklas Heiko	GER	0.86	15.38	+1.64
8	6	LEE Dong Jin	KOR	0.91	16.32	+2.58

Legend:

R.T. Reaction Time **WG** World Games Record **WR** World Record

Timing and Results provided by Tissot



Medallists

Medal	Name	NOC
GOLD	SHIN Myeongjun	KOR - Republic of Korea
SILVER	POSCHART Max	GER - Germany
BRONZE	ZHANG Siqian	CHN - People's Republic of China

Timing and Results provided by Tissot



FINSWIMMING

Men's Bi Fins 50m



Entry List by Event

As of SAT 9 AUG 2025

	Record	Name	NOC Code	Location	Date
WR	18.41	ARBUZOV Andrey	RUS	Volos (GRE)	26 JUN 2016
WG	18.55	ARBUZOV Andrey	RUS	Wroclaw (POL)	22 JUL 2017

Number of entries: 8

Name	NOC Code	Date of Birth	Location of Performance	Date of Performance	Qualifying Time
SZABO GYOERGYEI Szabasztian	HUN	11 MAR 1996			18.59
ORSI Marco	ITA	11 DEC 1990			18.70
KROPIDLOWSKI Szymon Antoni	POL	10 DEC 2002			18.75
DESIATOV Arsenii	AIN	11 FEB 2002			18.91
IOAKEIMIDIS Ioannis	GRE	10 FEB 2002			18.91
HERVA Juho	FIN	28 MAR 2005			19.03
WORUM Rego	HUN	30 OCT 2006			19.11
ARTAMONOV Artur	UKR	18 DEC 1992			19.14

Legend:

WG World Games Record **WR** World Record

Timing and Results provided by Tissot



Start List

Event Number 10

	Record	Name	NOC Code	Location	Date
WR	18.41	ARBUZOV Andrey	RUS	Volos (GRE)	26 JUN 2016
WG	18.55	ARBUZOV Andrey	RUS	Wroclaw (POL)	22 JUL 2017

Lane	Name	NOC Code	Date of Birth	Qualifying Time	Time	Rank
1	WORUM Rego	HUN	30 OCT 2006	19.11		
2	DESIATOV Arsenii	AIN	11 FEB 2002	18.91		
3	KROPIDLOWSKI Szymon Antoni	POL	10 DEC 2002	18.75		
4	SZABO GYOERGYEI Szebasztian	HUN	11 MAR 1996	18.59		
5	ORSI Marco	ITA	11 DEC 1990	18.70		
6	IOAKEIMIDIS Ioannis	GRE	10 FEB 2002	18.91		
7	HERVA Juho	FIN	28 MAR 2005	19.03		
8	ARTAMONOV Artur	UKR	18 DEC 1992	19.14		

Legend:

WG World Games Record **WR** World Record

Timing and Results provided by Tissot



Results

Event Number 10

	Record	Name	NOC Code	Location	Date
WR	18.41	ARBUZOV Andrey	RUS	Volos (GRE)	26 JUN 2016
WG	18.55	ARBUZOV Andrey	RUS	Wroclaw (POL)	22 JUL 2017

Rank	Lane	Name	NOC Code	R.T.	Time	Time Behind
1	4	SZABO GYOERGYEI Szebasztian	HUN	0.80	17.96	WR
2	3	KROPIDLOWSKI Szymon Antoni	POL	0.83	18.41	+0.45
=3	5	ORSI Marco	ITA	0.78	18.83	+0.87
=3	8	ARTAMONOV Artur	UKR	0.75	18.83	+0.87
5	6	IOAKEIMIDIS Ioannis	GRE	0.76	18.86	+0.90
6	7	HERVA Juho	FIN	0.80	19.21	+1.25
7	2	DESIATOV Arsenii	AIN	0.81	19.30	+1.34
8	1	WORUM Rego	HUN	0.84	19.49	+1.53

Legend:

= Equal rank R.T. Reaction Time WG World Games Record WR World Record

Timing and Results provided by Tissot



MON 11 AUG 2025

Medallists

Medal	Name	NOC
GOLD	SZABO GYOERGYEI Szabasztian	HUN - Hungary
SILVER	KROPIDLOWSKI Szymon Antoni	POL - Poland
BRONZE	ORSI Marco	ITA - Italy
BRONZE	ARTAMONOV Artur	UKR - Ukraine

Timing and Results provided by Tissot



FINSWIMMING

Men's Bi Fins 100m



Entry List by Event

As of SAT 9 AUG 2025

	Record	Split	Name	NOC Code	Location	Date
WR	40.60		KROPIDLOWSKI SA	POL	Olsztyn (POL)	19 JUL 2025
WG	41.41		KROPIDLOWSKI SA	POL	Chengdu (CHN)	29 MAR 2025

Number of entries: 8

Name	NOC Code	Date of Birth	Location of Performance	Date of Performance	Qualifying Time
SZABO GYOERGYEI Szebasztian	HUN	11 MAR 1996			41.71
FEDKIN Aleksei	AIN	19 APR 2002			41.84
CSEPLO Kelen	HUN	14 MAR 2003			41.87
KROPIDLOWSKI Szymon Antoni	POL	10 DEC 2002			41.96
TRITHAN Pongpanod	THA	28 JUN 2006			42.18
HERVA Juho	FIN	28 MAR 2005			42.22
ORSI Marco	ITA	11 DEC 1990			42.28
ARTAMONOV Artur	UKR	18 DEC 1992			42.41

Legend:

WG World Games Record **WR** World Record

Timing and Results provided by Tissot



Start List

Event Number 5

	Record	Split	Name	NOC Code	Location	Date
WR	40.60		KROPIDLOWSKI SA	POL	Olsztyn (POL)	19 JUL 2025
WG	41.41		KROPIDLOWSKI SA	POL	Chengdu (CHN)	29 MAR 2025

Lane	Name	NOC Code	Date of Birth	Qualifying Time	Time	Rank
1	ORSI Marco	ITA	11 DEC 1990	42.28		
2	TRITHAN Pongpanod	THA	28 JUN 2006	42.18		
3	CSEPLO Kelen	HUN	14 MAR 2003	41.87		
4	SZABO GYOERGYEI Szebasztian	HUN	11 MAR 1996	41.71		
5	FEDKIN Aleksei	AIN	19 APR 2002	41.84		
6	KROPIDLOWSKI Szymon Antoni	POL	10 DEC 2002	41.96		
7	HERVA Juho	FIN	28 MAR 2005	42.22		
8	ARTAMONOV Artur	UKR	18 DEC 1992	42.41		

Legend:			
WG	World Games Record	WR	World Record

Timing and Results provided by Tissot



Results

Event Number 5

	Record	Split	Name	NOC Code	Location	Date
WR	40.60		KROPIDLOWSKI SA	POL	Olsztyn (POL)	19 JUL 2025
WG	41.41		KROPIDLOWSKI SA	POL	Chengdu (CHN)	29 MAR 2025

Rank	Lane	Name	NOC Code	R.T.	50m	Time	Time Behind
1	6	KROPIDLOWSKI Szymon Antoni	POL	0.86	(1) 18.92	40.45 21.53	WR
2	4	SZABO GYOERGYEI Szabasztian	HUN	0.79	(2) 19.26	40.57 21.31	+0.12
3	5	FEDKIN Aleksei	AIN	0.78	(3) 19.53	41.24 21.71	+0.79
4	7	HERVA Juho	FIN	0.80	(6) 19.89	41.45 21.56	+1.00
5	2	TRITHAN Pongpanod	THA	0.83	(8) 20.11	41.69 21.58	+1.24
6	3	CSEPLO Kelen	HUN	0.89	(4) 19.70	41.79 22.09	+1.34
7	1	ORSI Marco	ITA	0.78	(5) 19.74	41.80 22.06	+1.35
8	8	ARTAMONOV Artur	UKR	0.77	(7) 19.95	42.10 22.15	+1.65

Legend:

R.T. Reaction Time WG World Games Record WR World Record

Timing and Results provided by Tissot



Medallists

Medal	Name	NOC
GOLD	KROPIDLOWSKI Szymon Antoni	POL - Poland
SILVER	SZABO GYOERGYEI Szabasztian	HUN - Hungary
BRONZE	FEDKIN Aleksei	AIN - AIN

Timing and Results provided by Tissot



FINSWIMMING

Men's Surface 100m



Entry List by Event

As of SAT 9 AUG 2025

	Record	Split	Name	NOC Code	Location	Date
WR	33.71		POSCHART Max	GER	Leipzig (GER)	24 APR 2022
WG	34.22		KABANOV Pavel	RUS	Wroclaw (POL)	22 JUL 2017

Number of entries: 8

Name	NOC Code	Date of Birth	Location of Performance	Date of Performance	Qualifying Time
POSCHART Max	GER	14 SEP 1994			34.23
MOERSTEDT Justus	GER	19 JUN 2001			34.45
OCAMPO LOZADA Juan Fernando	COL	5 JAN 1994			34.95
RODRIGUEZ LOPEZ Juan Camilo	COL	9 MAR 1996			35.11
HASSAN ELSAYED Tarek	EGY	15 DEC 2007			35.27
JANG Hyoungcho	KOR	24 MAR 1986			35.30
KWON Namho	KOR	3 FEB 1997			35.32
KALTSOUKALAS Georgios	GRE	9 APR 2005			35.44

Legend:

WG World Games Record **WR** World Record

Timing and Results provided by Tissot



Start List

Event Number 3

	Record	Split	Name	NOC Code	Location	Date
WR	33.71		POSCHART Max	GER	Leipzig (GER)	24 APR 2022
WG	34.22		KABANOV Pavel	RUS	Wroclaw (POL)	22 JUL 2017

Lane	Name	NOC Code	Date of Birth	Qualifying Time	Time	Rank
1	KWON Namho	KOR	3 FEB 1997	35.32		
2	HASSAN ELSAYED Tarek	EGY	15 DEC 2007	35.27		
3	OCAMPO LOZADA Juan Fernando	COL	5 JAN 1994	34.95		
4	POSCHART Max	GER	14 SEP 1994	34.23		
5	MOERSTEDT Justus	GER	19 JUN 2001	34.45		
6	RODRIGUEZ LOPEZ Juan Camilo	COL	9 MAR 1996	35.11		
7	JANG Hyoungho	KOR	24 MAR 1986	35.30		
8	KALTSOUKALAS Georgios	GRE	9 APR 2005	35.44		

Legend:			
WG	World Games Record	WR	World Record

Timing and Results provided by Tissot



Results

Event Number 3

	Record	Split	Name	NOC Code	Location	Date
WR	33.71		POSCHART Max	GER	Leipzig (GER)	24 APR 2022
WG	34.22		KABANOV Pavel	RUS	Wroclaw (POL)	22 JUL 2017

Rank	Lane	Name	NOC Code	R.T.	50m	Time	Time Behind
1	4	POSCHART Max	GER	0.89	(1) 15.84	33.81 17.97	WG
2	5	MOERSTEDT Justus	GER	0.85	(=4) 16.23	34.31 18.08	+0.50
3	2	HASSAN ELSAYED Tarek	EGY	0.85	(6) 16.51	34.84 18.33	+1.03
4	3	OCAMPO LOZADA Juan Fernando	COL	0.88	(2) 16.05	34.89 18.84	+1.08
5	6	RODRIGUEZ LOPEZ Juan Camilo	COL	0.83	(3) 16.08	35.22 19.14	+1.41
6	7	JANG Hyoungho	KOR	0.81	(7) 16.83	35.41 18.58	+1.60
7	1	KWON Namho	KOR	0.74	(=4) 16.23	35.54 19.31	+1.73
8	8	KALTSOUKALAS Georgios	GRE	0.84	(8) 17.23	35.94 18.71	+2.13

Legend:

= Equal rank R.T. Reaction Time WG World Games Record WR World Record

Timing and Results provided by Tissot



Medallists

Medal	Name	NOC
GOLD	POSCHART Max	GER - Germany
SILVER	MOERSTEDT Justus	GER - Germany
BRONZE	HASSAN ELSAYED Tarek	EGY - Egypt

Timing and Results provided by Tissot



FINSWIMMING

Men's Surface 200m



Entry List by Event

As of SAT 9 AUG 2025

	Record	Splits	Name	NOC Code	Location	Date
WR	1:18.65		OCAMPO LOZADA JF	COL	Volos (GRE)	26 JUN 2016
WG	1:19.87		POSCHART Max	GER	Birmingham (USA)	9 JUL 2022

Number of entries: 8

Name	NOC Code	Date of Birth	Location of Performance	Date of Performance	Qualifying Time
KISS Nandor	HUN	7 OCT 2005			1:20.29
MOERSTEDT Justus	GER	19 JUN 2001			1:20.29
OCAMPO LOZADA Juan Fernando	COL	5 JAN 1994			1:20.84
POSCHART Max	GER	14 SEP 1994			1:21.02
MOZSAR Istvan Alex	HUN	27 DEC 2000			1:21.10
JANG Hyoungho	KOR	24 MAR 1986			1:21.56
ZAKHAROV Oleksii	UKR	8 JAN 2001			1:22.82
TOPARLAK Derin	TUR	12 MAR 1997			1:23.10

Legend:

WG World Games Record **WR** World Record

Timing and Results provided by Tissot



MON 11 AUG 2025
Start Time: 17:01

Start List

Event Number 12

	Record	Splits	Name	NOC Code	Location	Date
WR	1:18.65		OCAMPO LOZADA JF	COL	Volos (GRE)	26 JUN 2016
WG	1:19.87		POSCHART Max	GER	Birmingham (USA)	9 JUL 2022

Lane	Name	NOC Code	Date of Birth	Qualifying Time	Time	Rank
1	ZAKHAROV Oleksii	UKR	8 JAN 2001	1:22.82		
2	MOZSAR Istvan Alex	HUN	27 DEC 2000	1:21.10		
3	OCAMPO LOZADA Juan Fernando	COL	5 JAN 1994	1:20.84		
4	MOERSTEDT Justus	GER	19 JUN 2001	1:20.29		
5	KISS Nandor	HUN	7 OCT 2005	1:20.29		
6	POSCHART Max	GER	14 SEP 1994	1:21.02		
7	JANG Hyoungho	KOR	24 MAR 1986	1:21.56		
8	TOPARLAK Derin	TUR	12 MAR 1997	1:23.10		

Legend:

WG World Games Record **WR** World Record

Timing and Results provided by Tissot



Results

Event Number 12

	Record	Splits	Name	NOC Code	Location	Date
WR	1:18.65		OCAMPO LOZADA JF	COL	Volos (GRE)	26 JUN 2016
WG	1:19.87		POSCHART Max	GER	Birmingham (USA)	9 JUL 2022

Rank	Lane	Name	NOC Code	R.T.	50m	100m	150m	Time	Time Behind
1	5	KISS Nandor	HUN		(3) 18.11	(2) 37.14 19.03	(1) 57.32 20.18	1:17.71 20.39	WR
2	4	MOERSTEDT Justus	GER	0.89	(1) 17.19	(1) 36.79 19.60	(2) 57.88 21.09	1:18.80 20.92	+1.09
3	3	OCAMPO LOZADA Juan Fernando	COL	0.94	(2) 18.10	(3) 37.56 19.46	(3) 58.31 20.75	1:19.38 21.07	+1.67
4	6	POSCHART Max	GER	0.91	(7) 19.44	(5) 39.35 19.91	(5) 59.47 20.12	1:19.79 20.32	+2.08
5	2	MOZSAR Istvan Alex	HUN	0.85	(4) 18.49	(4) 38.56 20.07	(4) 59.26 20.70	1:21.20 21.94	+3.49
6	7	JANG Hyoungho	KOR	0.84	(6) 18.97	(7) 39.74 20.77	(6) 1:01.15 21.41	1:22.71 21.56	+5.00
7	1	ZAKHAROV Oleksii	UKR	0.99	(5) 18.91	(6) 39.62 20.71	(7) 1:01.43 21.81	1:22.95 21.52	+5.24
8	8	TOPARLAK Derin	TUR	0.91	(8) 20.25	(8) 42.25 22.00	(8) 1:04.45 22.20	1:26.04 21.59	+8.33

Legend:

R.T. Reaction Time **WG** World Games Record **WR** World Record

Timing and Results provided by Tissot



MON 11 AUG 2025

Medallists

Medal	Name	NOC
GOLD	KISS Nandor	HUN - Hungary
SILVER	MOERSTEDT Justus	GER - Germany
BRONZE	OCAMPO LOZADA Juan Fernando	COL - Colombia

Timing and Results provided by Tissot



FINSWIMMING

Men's Surface 400m



Entry List by Event

As of SAT 9 AUG 2025

	Record	Splits	Name	NOC Code	Location	Date
WR	2:54.64		KISS Nandor	HUN	Chengdu (CHN)	29 MAR 2025
WG	2:54.64		KISS Nandor	HUN	Chengdu (CHN)	29 MAR 2025

Number of entries: 8

Name	NOC Code	Date of Birth	Location of Performance	Date of Performance	Qualifying Time
KISS Nandor	HUN	7 OCT 2005			2:58.00
MOZSAR Istvan Alex	HUN	27 DEC 2000			2:58.61
LEE Seong	KOR	22 MAR 2004			2:59.29
ZAKHAROV Oleksii	UKR	8 JAN 2001			3:00.28
TOPARLAK Derin	TUR	12 MAR 1997			3:02.21
JIMENEZ RAMIREZ Alexander	COL	21 SEP 1993			3:02.34
YOON Youngjoong	KOR	9 DEC 1984			3:02.87
DRAZBA Filip	POL	13 OCT 2002			3:05.92

Legend:

WG World Games Record **WR** World Record

Timing and Results provided by Tissot



Start List

Event Number 6

	Record	Splits	Name	NOC Code	Location	Date
WR	2:54.64		KISS Nandor	HUN	Chengdu (CHN)	29 MAR 2025
WG	2:54.64		KISS Nandor	HUN	Chengdu (CHN)	29 MAR 2025

Lane	Name	NOC Code	Date of Birth	Qualifying Time	Time	Rank
1	YOON Youngjoong	KOR	9 DEC 1984	3:02.87		
2	TOPARLAK Derin	TUR	12 MAR 1997	3:02.21		
3	LEE Seong	KOR	22 MAR 2004	2:59.29		
4	KISS Nandor	HUN	7 OCT 2005	2:58.00		
5	MOZSAR Istvan Alex	HUN	27 DEC 2000	2:58.61		
6	ZAKHAROV Oleksii	UKR	8 JAN 2001	3:00.28		
7	JIMENEZ RAMIREZ Alexander	COL	21 SEP 1993	3:02.34		
8	DRAZBA Filip	POL	13 OCT 2002	3:05.92		

Legend:			
WG	World Games Record	WR	World Record

Timing and Results provided by Tissot



SUN 10 AUG 2025
Start Time: 17:29

Results

Event Number 6

	Record	Splits	Name	NOC Code	Location	Date
WR	2:54.64		KISS Nandor	HUN	Chengdu (CHN)	29 MAR 2025
WG	2:54.64		KISS Nandor	HUN	Chengdu (CHN)	29 MAR 2025

Rank	Lane	Name	NOC Code				R.T.	Time	Time Behind
1	4	KISS Nandor	HUN					2:52.68	WR
50m (1) 20.44		100m (1) 41.81 21.37	150m (1) 1:03.05 21.24	200m (1) 1:24.41 21.36	250m (1) 1:45.94 21.53	300m (1) 2:08.02 22.08	350m (1) 2:30.30 22.28	22.38	
2	6	ZAKHAROV Oleksii	UKR					2:57.03	+4.35
50m (3) 20.77		100m (3) 43.20 22.43	150m (3) 1:05.55 22.35	200m (3) 1:28.34 22.79	250m (3) 1:51.59 23.25	300m (3) 2:13.99 22.40	350m (=3) 2:36.54 22.55	20.49	
3	5	MOZSAR Istvan Alex	HUN				0.89	2:58.61	+5.93
50m (2) 20.62		100m (2) 42.74 22.12	150m (2) 1:04.75 22.01	200m (2) 1:27.16 22.41	250m (2) 1:49.46 22.30	300m (2) 2:11.49 22.03	350m (2) 2:35.13 23.64	23.48	
4	3	LEE Seong	KOR				0.98	2:59.45	+6.77
50m (6) 21.25		100m (5) 43.56 22.31	150m (4) 1:05.94 22.38	200m (4) 1:28.69 22.75	250m (4) 1:51.67 22.98	300m (4) 2:14.13 22.46	350m (=3) 2:36.54 22.41	22.91	
5	1	YOON Youngjoong	KOR				0.96	3:02.06	+9.38
50m (7) 21.56		100m (8) 44.48 22.92	150m (7) 1:07.30 22.82	200m (7) 1:30.09 22.79	250m (6) 1:53.11 23.02	300m (6) 2:16.01 22.90	350m (6) 2:39.06 23.05	23.00	
6	7	JIMENEZ RAMIREZ Alexander	COL				0.92	3:02.29	+9.61
50m (5) 21.18		100m (6) 43.65 22.47	150m (6) 1:06.34 22.69	200m (5) 1:28.86 22.52	250m (5) 1:52.05 23.19	300m (5) 2:14.84 22.79	350m (5) 2:38.58 23.74	23.71	
7	8	DRAZBA Filip	POL				0.98	3:05.01	+12.33
50m (4) 20.97		100m (4) 43.25 22.28	150m (5) 1:06.16 22.91	200m (6) 1:29.64 23.48	250m (7) 1:53.17 23.53	300m (7) 2:17.90 24.73	350m (7) 2:41.59 23.69	23.42	
8	2	TOPARLAK Derin	TUR				0.96	3:05.17	+12.49
50m (8) 21.80		100m (7) 44.43 22.63	150m (8) 1:07.88 23.45	200m (8) 1:30.94 23.06	250m (8) 1:54.49 23.55	300m (8) 2:18.25 23.76	350m (8) 2:42.22 23.97	22.95	

Legend:

= Equal rank R.T. Reaction Time WG World Games Record WR World Record

Timing and Results provided by Tissot



Medallists

Medal	Name	NOC
GOLD	KISS Nandor	HUN - Hungary
SILVER	ZAKHAROV Oleksii	UKR - Ukraine
BRONZE	MOZSAR Istvan Alex	HUN - Hungary

Timing and Results provided by Tissot



FINSWIMMING

Men's Surface Relay 4x50m



Entry List by Event

As of SAT 9 AUG 2025

	Record	Splits	NOC (Relay)	Location	Date
WR	1:00.50		GER - GERMANY	Olsztyn (POL)	19 JUL 2025
WG	1:01.13		COL - COLOMBIA	Birmingham (USA)	8 JUL 2022

Number of entries: 8

NOC	Qualifying Time
COL - COLOMBIA	1:00.62
KOR - REPUBLIC OF KOREA	1:00.83
CHN - PEOPLE'S REPUBLIC OF CHINA	1:01.40
GER - GERMANY	1:01.49
FRA - FRANCE	1:03.22
UKR - UKRAINE	1:03.33
HUN - HUNGARY	1:04.89
GRE - GREECE	1:05.58

Legend:

WG World Games Record WR World Record

Timing and Results provided by Tissot



SUN 10 AUG 2025
Start Time: 18:01

Start List

Event Number 8

	Record	Splits	NOC (Relay)	Location	Date
WR	1:00.50		GER - GERMANY	Olsztyn (POL)	19 JUL 2025
WG	1:01.13		COL - COLOMBIA	Birmingham (USA)	8 JUL 2022

Lane	NOC	Name	Date of Birth	Qualifying Time	Time	Rank
1	HUN - HUNGARY	MOZSAR Istvan Alex	27 DEC 2000	1:04.89		
		KISS Nandor	7 OCT 2005			
		CSEPLO Kelen	14 MAR 2003			
		BUKOR Adam	22 JAN 1999			
2	FRA - FRANCE	DURAGER Tom	7 JUL 2005	1:03.22		
		ALLAIN Gabryel	13 JAN 2007			
		PRUDHOMME Vincent	18 SEP 2001			
		ZUGMEYER Colas	11 MAR 2001			
3	CHN - PEOPLE'S REPUBLIC OF CHINA	GUAN Hanzhi	2 APR 2003	1:01.40		
		WU Enxi	24 AUG 2005			
		WANG Zhihao	9 MAY 2002			
		ZHANG Siqian	14 JUN 2002			
4	COL - COLOMBIA	RODRIGUEZ LOPEZ Juan Camilo	9 MAR 1996	1:00.62		
		DUQUE JIMENEZ Juan David	15 MAY 1990			
		FERNANDEZ CASTILLO Mauricio	15 JAN 1987			
		OCAMPO LOZADA Juan Fernando	5 JAN 1994			
5	KOR - REPUBLIC OF KOREA	SHIN Myeongjun	18 JUL 2001	1:00.83		
		LEE Dong Jin	19 MAY 1993			
		JANG Hyoungho	24 MAR 1986			
		KWON Namho	3 FEB 1997			
6	GER - GERMANY	POSCHART Max	14 SEP 1994	1:01.49		
		LOSSNER Niklas Heiko	3 NOV 2006			
		MOERSTEDT Justus	19 JUN 2001			
		LEIPOLD Marek	16 FEB 2006			
7	UKR - UKRAINE	SMISHCHENKO Serhii	20 OCT 2000	1:03.33		
		KUZMENKO Oleksandr	4 JAN 2005			
		YELISIEIEV Davyd	21 SEP 2007			
		ZAKHAROV Oleksii	8 JAN 2001			
8	GRE - GREECE	MYLONAKIS Anastasios	15 JUN 1996	1:05.58		
		PANAGIOTIDIS Georgios	28 DEC 2001			
		GIASEMIS Leonidas	26 AUG 1998			
		KALTSOUKALAS Georgios	9 APR 2005			

Legend:

WG World Games Record **WR** World Record

Timing and Results provided by Tissot



SUN 10 AUG 2025
Start Time: 18:01

Results

Event Number 8

REVISED
11 AUG 18:31

	Record	Splits	NOC (Relay)	Location	Date
WR	1:00.50		GER - GERMANY	Olsztyn (POL)	19 JUL 2025
WG	1:01.13		COL - COLOMBIA	Birmingham (USA)	8 JUL 2022

Rank	Lane	NOC / Name	R.T.	50m	Time	Time Behind
1	6	GER - GERMANY			59.35	WR
		POSCHART Max	0.90	15.00	(1) 15.00	
		LOSSNER Niklas Heiko		14.57	(1) 29.57	
		MOERSTEDT Justus		14.78	(1) 44.35	
		LEIPOLD Marek		15.00		
2	7	UKR - UKRAINE			1:00.26	+0.91
		SMISHCHENKO Serhii	0.86	15.56	(4) 15.56	
		KUZMENKO Oleksandr		15.00	(3) 30.56	
		YELISIEIEV Davyd		14.56	(2) 45.12	
		ZAKHAROV Oleksii		15.14		
3	4	COL - COLOMBIA			1:00.36	+1.01
		RODRIGUEZ LOPEZ Juan Camilo	0.83	15.55	(3) 15.55	
		DUQUE JIMENEZ Juan David		15.12	(5) 30.67	
		FERNANDEZ CASTILLO Mauricio		14.63	(4) 45.30	
		OCAMPO LOZADA Juan Fernando		15.06		
4	5	KOR - REPUBLIC OF KOREA			1:00.71	+1.36
		SHIN Myeongjun	0.77	15.46	(2) 15.46	
		LEE Dong Jin		15.13	(4) 30.59	
		JANG Hyounggho		15.50	(5) 46.09	
		KWON Namho		14.62		
5	8	GRE - GREECE			1:01.52	+2.17
		MYLONAKIS Anastasios	0.84	16.15	(6) 16.15	
		PANAGIOTIDIS Georgios		15.11	(6) 31.26	
		GIASEMIS Leonidas		15.07	(6) 46.33	
		KALTSOUKALAS Georgios		15.19		
6	2	FRA - FRANCE			1:02.25	+2.90
		DURAGER Tom	0.81	16.46	(7) 16.46	
		ALLAIN Gabryel		15.00	(7) 31.46	
		PRUDHOMME Vincent		15.51	(7) 46.97	
		ZUGMEYER Colas		15.28		
7	1	HUN - HUNGARY			1:04.47	+5.12
		MOZSAR Istvan Alex	0.83	16.47	(8) 16.47	
		KISS Nandor		16.14	(8) 32.61	
		CSEPLO Kelen		15.81	(8) 48.42	
		BUKOR Adam		16.05		
	3	CHN - PEOPLE'S REPUBLIC OF CHINA			DSQ	
		GUAN Hanzhi	0.85	15.63	(5) 15.63	
		WU Enxi		14.70	(2) 30.33	
		WANG Zhihao		14.95	(3) 45.28	
		ZHANG Siqian				

Legend:

DSQ Disqualified **R.T.** Reaction Time **WG** World Games Record **WR** World Record

REVISED

DSQ Lane 3 At third exchange

Timing and Results provided by Tissot



SUN 10 AUG 2025

Medallists

Medal	NOC	Name
GOLD	GER - GERMANY	POSCHART Max LOSSNER Niklas Heiko MOERSTEDT Justus LEIPOLD Marek
SILVER	UKR - UKRAINE	SMISHCHENKO Serhii KUZMENKO Oleksandr YELISIEIEV Davyd ZAKHAROV Oleksii
BRONZE	COL - COLOMBIA	RODRIGUEZ LOPEZ Juan Camilo DUQUE JIMENEZ Juan David FERNANDEZ CASTILLO Mauricio OCAMPO LOZADA Juan Fernando

Timing and Results provided by Tissot



FINSWIMMING

Men's Surface Relay 4x100m



Entry List by Event

As of SAT 9 AUG 2025

	Record	Splits	NOC (Relay)	Location	Date
WR	2:16.54		RUS - RUSSIAN FEDERATION	Wroclaw (POL)	22 JUL 2017
WG	2:16.54		RUS - RUSSIAN FEDERATION	Wroclaw (POL)	22 JUL 2017

Number of entries: 8

NOC	Qualifying Time
COL - COLOMBIA	2:18.55
KOR - REPUBLIC OF KOREA	2:22.08
GER - GERMANY	2:22.12
HUN - HUNGARY	2:24.10
UKR - UKRAINE	2:25.35
GRE - GREECE	2:25.43
FRA - FRANCE	2:25.65
CHN - PEOPLE'S REPUBLIC OF CHINA	2:26.05

Legend:

WG World Games Record **WR** World Record

Timing and Results provided by Tissot



MON 11 AUG 2025
Start Time: 17:44

Start List

Event Number 15

	Record	Splits	NOC (Relay)	Location	Date
WR	2:16.54		RUS - RUSSIAN FEDERATION	Wroclaw (POL)	22 JUL 2017
WG	2:16.54		RUS - RUSSIAN FEDERATION	Wroclaw (POL)	22 JUL 2017

Lane	NOC	Name	Date of Birth	Qualifying Time	Time	Rank
1	FRA - FRANCE	ZUGMEYER Colas	11 MAR 2001	2:25.65		
		ALLAIN Gabryel	13 JAN 2007			
		PRUDHOMME Vincent	18 SEP 2001			
		DURAGER Tom	7 JUL 2005			
2	UKR - UKRAINE	SMISHCHENKO Serhii	20 OCT 2000	2:25.35		
		KUZMENKO Oleksandr	4 JAN 2005			
		YELISIEIEV Davyd	21 SEP 2007			
		ZAKHAROV Oleksii	8 JAN 2001			
3	GER - GERMANY	LOSSNER Niklas Heiko	3 NOV 2006	2:22.12		
		MOERSTEDT Justus	19 JUN 2001			
		LEIPOLD Marek	16 FEB 2006			
		POSCHART Max	14 SEP 1994			
4	COL - COLOMBIA	RODRIGUEZ LOPEZ Juan Camilo	9 MAR 1996	2:18.55		
		DUQUE JIMENEZ Juan David	15 MAY 1990			
		FERNANDEZ CASTILLO Mauricio	15 JAN 1987			
		OCAMPO LOZADA Juan Fernando	5 JAN 1994			
5	KOR - REPUBLIC OF KOREA	SHIN Myeongjun	18 JUL 2001	2:22.08		
		LEE Dong Jin	19 MAY 1993			
		JANG Hyoungho	24 MAR 1986			
		KWON Namho	3 FEB 1997			
6	HUN - HUNGARY	MOZSAR Istvan Alex	27 DEC 2000	2:24.10		
		KISS Nandor	7 OCT 2005			
		CSEPLO Kelen	14 MAR 2003			
		BUKOR Adam	22 JAN 1999			
7	GRE - GREECE	KALTSOUKALAS Georgios	9 APR 2005	2:25.43		
		PANAGIOTIDIS Georgios	28 DEC 2001			
		MYLONAKIS Anastasios	15 JUN 1996			
		GIASEMIS Leonidas	26 AUG 1998			
8	CHN - PEOPLE'S REPUBLIC OF CHINA	GUAN Hanzhi	2 APR 2003	2:26.05		
		WU Enxi	24 AUG 2005			
		WANG Zhihao	9 MAY 2002			
		ZHANG Siqian	14 JUN 2002			

Legend:

WG World Games Record **WR** World Record

Timing and Results provided by Tissot

MON 11 AUG 2025
Start Time: 17:44

Results

Event Number 15

	Record	Splits	NOC (Relay)	Location	Date
WR	2:16.54		RUS - RUSSIAN FEDERATION	Wroclaw (POL)	22 JUL 2017
WG	2:16.54		RUS - RUSSIAN FEDERATION	Wroclaw (POL)	22 JUL 2017

Rank	Lane	NOC / Name	R.T.	50m	100m	Time	Time Behind
1	3	GER - GERMANY				2:17.39	
		LOSSNER Niklas Heiko	0.86	16.72	34.99	(2) 34.99	
		MOERSTEDT Justus		16.14	34.18	(1) 1:09.17	
		LEIPOLD Marek		16.19	35.28	(1) 1:44.45	
		POSCHART Max		15.49	32.94		
2	2	UKR - UKRAINE				2:18.73	+1.34
		SMISHCHENKO Serhii	0.89	16.46	36.02	(5) 36.02	
		KUZMENKO Oleksandr		15.98	33.86	(2) 1:09.88	
		YELISIEIEV Davyd		15.50	35.37	(3) 1:45.25	
		ZAKHAROV Oleksii		15.65	33.48		
3	5	KOR - REPUBLIC OF KOREA				2:18.78	+1.39
		SHIN Myeongjun	0.83	16.26	34.80	(1) 34.80	
		LEE Dong Jin		16.13	35.39	(3) 1:10.19	
		JANG Hyounggho		15.63	34.45	(2) 1:44.64	
		KWON Namho		15.97	34.14		
4	6	HUN - HUNGARY				2:20.83	+3.44
		MOZSAR Istvan Alex	0.84	17.29	36.05	(6) 36.05	
		KISS Nandor		16.39	34.33	(4) 1:10.38	
		CSEPLO Kelen		16.40	35.56	(4) 1:45.94	
		BUKOR Adam		15.94	34.89		
5	7	GRE - GREECE				2:21.95	+4.56
		KALTSOUKALAS Georgios	0.91	17.19	35.93	(4) 35.93	
		PANAGIOTIDIS Georgios		15.60	35.11	(5) 1:11.04	
		MYLONAKIS Anastasios		16.64	35.31	(5) 1:46.35	
		GIASEMIS Leonidas		16.33	35.60		
6	8	CHN - PEOPLE'S REPUBLIC OF CHINA				2:22.12	+4.73
		GUAN Hanzhi	0.85	16.33	35.79	(3) 35.79	
		WU Enxi		16.28	36.08	(6) 1:11.87	
		WANG Zhihao		16.25	35.62	(6) 1:47.49	
		ZHANG Siqian		16.22	34.63		
7	1	FRA - FRANCE				2:23.33	+5.94
		ZUGMEYER Colas	0.87	17.20	36.64	(7) 36.64	
		ALLAIN Gabryel		16.81	36.62	(7) 1:13.26	
		PRUDHOMME Vincent		16.49	35.19	(7) 1:48.45	
		DURAGER Tom		15.12	34.88		
	4	COL - COLOMBIA				DSQ	
		RODRIGUEZ LOPEZ Juan Camilo					
		DUQUE JIMENEZ Juan David					
		FERNANDEZ CASTILLO Mauricio					
		OCAMPO LOZADA Juan Fernando					

Legend:

DSQ Disqualified R.T. Reaction Time WG World Games Record WR World Record

Timing and Results provided by Tissot



MON 11 AUG 2025

Medallists

Medal	NOC	Name
GOLD	GER - GERMANY	LOSSNER Niklas Heiko MOERSTEDT Justus LEIPOLD Marek POSCHART Max
SILVER	UKR - UKRAINE	SMISHCHENKO Serhii KUZMENKO Oleksandr YELISIEIEV Davyd ZAKHAROV Oleksii
BRONZE	KOR - REPUBLIC OF KOREA	SHIN Myeongjun LEE Dong Jin JANG Hyoungho KWON Namho

Timing and Results provided by Tissot



FINSWIMMING

Women's Apnoea 50m



Entry List by Event

As of SAT 9 AUG 2025

	Record	Name	NOC Code	Location	Date
WR	15.10	ZHU Bao Zhen	CHN	Kaohsiung (TPE)	23 JUL 2009
WG	15.10	ZHU Bao Zhen	CHN	Kaohsiung (TPE)	23 JUL 2009

Number of entries: 8

Name	NOC Code	Date of Birth	Location of Performance	Date of Performance	Qualifying Time
HU Yaoyao	CHN	27 JUL 2000			15.61
SEO Uijin	KOR	12 DEC 2000			15.99
SHU Chengjing	CHN	10 JUL 1996			16.26
YOON Miri	KOR	10 AUG 1989			16.29
AGUIRRE JOYA Paula Alejandra	COL	24 OCT 1999			16.30
SLISEVA Diana	AIN	27 FEB 2005			16.30
UVAROVA Viktoriia	UKR	30 JUN 2001			16.34
HAMON Maiwenn	FRA	11 AUG 2003			16.41

Legend:

WG World Games Record **WR** World Record

Timing and Results provided by Tissot



Start List

Event Number 1

	Record	Name	NOC Code	Location	Date
WR	15.10	ZHU Bao Zhen	CHN	Kaohsiung (TPE)	23 JUL 2009
WG	15.10	ZHU Bao Zhen	CHN	Kaohsiung (TPE)	23 JUL 2009

Lane	Name	NOC Code	Date of Birth	Qualifying Time	Time	Rank
1	UVAROVA Viktoriia	UKR	30 JUN 2001	16.34		
2	SLISEVA Diana	AIN	27 FEB 2005	16.30		
3	SHU Chengjing	CHN	10 JUL 1996	16.26		
4	HU Yaoyao	CHN	27 JUL 2000	15.61		
5	SEO Uijin	KOR	12 DEC 2000	15.99		
6	YOON Miri	KOR	10 AUG 1989	16.29		
7	AGUIRRE JOYA Paula Alejandra	COL	24 OCT 1999	16.30		
8	HAMON Maiwenn	FRA	11 AUG 2003	16.41		

Legend:			
WG	World Games Record	WR	World Record

Timing and Results provided by Tissot



Results

Event Number 1

	Record	Name	NOC Code	Location	Date
WR	15.10	ZHU Bao Zhen	CHN	Kaohsiung (TPE)	23 JUL 2009
WG	15.10	ZHU Bao Zhen	CHN	Kaohsiung (TPE)	23 JUL 2009

Rank	Lane	Name	NOC Code	R.T.	Time	Time Behind
1	2	SLISEVA Diana	AIN	0.83	15.74	
2	5	SEO Uijin	KOR	0.77	15.79	+0.05
3	6	YOON Miri	KOR	0.86	16.07	+0.33
4	4	HU Yaoyao	CHN	0.87	16.38	+0.64
5	3	SHU Chengjing	CHN	0.88	16.51	+0.77
6	1	UVAROVA Viktoriia	UKR	0.94	16.57	+0.83
7	7	AGUIRRE JOYA Paula Alejandra	COL	0.88	16.70	+0.96
8	8	HAMON Maiwenn	FRA	0.88	16.88	+1.14

Legend:

R.T. Reaction Time **WG** World Games Record **WR** World Record

Timing and Results provided by Tissot



Medallists

Medal	Name	NOC
GOLD	SLISEVA Diana	AIN - AIN
SILVER	SEO Uijin	KOR - Republic of Korea
BRONZE	YOON Miri	KOR - Republic of Korea

Timing and Results provided by Tissot



FINSWIMMING

Women's Bi Fins 50m



Entry List by Event

As of SAT 9 AUG 2025

	Record	Name	NOC Code	Location	Date
WR	20.52	SENANSZKY Petra	HUN	Wroclaw (POL)	21 JUL 2017
WG	20.52	SENANSZKY Petra	HUN	Wroclaw (POL)	21 JUL 2017

Number of entries: 8

Name	NOC Code	Date of Birth	Location of Performance	Date of Performance	Qualifying Time
SENANSZKY Petra	HUN	10 JAN 1994			21.17
HUANG Mei Chien	TPE	13 JUN 1998			21.68
PLACZEK Lilly	GER	11 FEB 2004			21.80
ANDREEVA Valeriia	AIN	13 NOV 2000			21.84
TURUCZ Zoe	HUN	11 MAR 2008			21.84
GILEVA Irina	AIN	21 OCT 2004			22.03
MAGOGA Viola	ITA	22 MAY 2001			22.30
DESTEFANI Giorgia	ITA	6 MAY 2006			22.33

Legend:

WG World Games Record **WR** World Record

Timing and Results provided by Tissot



Start List

Event Number 2

	Record	Name	NOC Code	Location	Date
WR	20.52	SENANSZKY Petra	HUN	Wroclaw (POL)	21 JUL 2017
WG	20.52	SENANSZKY Petra	HUN	Wroclaw (POL)	21 JUL 2017

Lane	Name	NOC Code	Date of Birth	Qualifying Time	Time	Rank
1	MAGOGA Viola	ITA	22 MAY 2001	22.30		
2	ANDREEVA Valeriia	AIN	13 NOV 2000	21.84		
3	PLACZEK Lilly	GER	11 FEB 2004	21.80		
4	SENANSZKY Petra	HUN	10 JAN 1994	21.17		
5	HUANG Mei Chien	TPE	13 JUN 1998	21.68		
6	TURUCZ Zoe	HUN	11 MAR 2008	21.84		
7	GILEVA Irina	AIN	21 OCT 2004	22.03		
8	DESTEFANI Giorgia	ITA	6 MAY 2006	22.33		

Legend:

WG World Games Record **WR** World Record

Timing and Results provided by Tissot



Results

Event Number 2

	Record	Name	NOC Code	Location	Date
WR	20.52	SENANSZKY Petra	HUN	Wroclaw (POL)	21 JUL 2017
WG	20.52	SENANSZKY Petra	HUN	Wroclaw (POL)	21 JUL 2017

Rank	Lane	Name	NOC Code	R.T.	Time	Time Behind
1	4	SENANSZKY Petra	HUN	0.80	20.59	
2	5	HUANG Mei Chien	TPE	0.80	21.33	+0.74
3	2	ANDREEVA Valeriia	AIN	0.82	21.80	+1.21
4	6	TURUCZ Zoe	HUN	0.81	21.88	+1.29
5	7	GILEVA Irina	AIN	0.84	21.93	+1.34
6	3	PLACZEK Lilly	GER	0.83	22.04	+1.45
7	8	DESTEFANI Giorgia	ITA	0.93	22.24	+1.65
8	1	MAGOGA Viola	ITA	0.81	22.58	+1.99

Legend:

R.T. Reaction Time **WG** World Games Record **WR** World Record

Timing and Results provided by Tissot



Medallists

Medal	Name	NOC
GOLD	SENANSZKY Petra	HUN - Hungary
SILVER	HUANG Mei Chien	TPE - Chinese Taipei
BRONZE	ANDREEVA Valeriia	AIN - AIN

Timing and Results provided by Tissot



FINSWIMMING

Women's Bi Fins 100m



Entry List by Event

As of SAT 9 AUG 2025

	Record	Split	Name	NOC Code	Location	Date
WR	45.16		SENANSZKY Petra	HUN	Wroclaw (POL)	22 JUL 2017
WG	45.16		SENANSZKY Petra	HUN	Wroclaw (POL)	22 JUL 2017

Number of entries: 8

Name	NOC Code	Date of Birth	Location of Performance	Date of Performance	Qualifying Time
SENANSZKY Petra	HUN	10 JAN 1994			46.30
PERNYESZ Dorottya	HUN	1 FEB 2005			47.34
HE Pin Li	TPE	13 MAR 1996			48.35
HUANG Mei Chien	TPE	13 JUN 1998			48.60
LAMAKH Sofiya	UKR	6 MAR 2005			48.75
TYMOSHENKO Yevheniia	UKR	10 JAN 2002			48.81
PLACZEK Lilly	GER	11 FEB 2004			48.90
DESTEFANI Giorgia	ITA	6 MAY 2006			49.08

Legend:

WG World Games Record **WR** World Record

Timing and Results provided by Tissot



Start List

Event Number 13

	Record	Split	Name	NOC Code	Location	Date
WR	45.16		SENANSZKY Petra	HUN	Wroclaw (POL)	22 JUL 2017
WG	45.16		SENANSZKY Petra	HUN	Wroclaw (POL)	22 JUL 2017

Lane	Name	NOC Code	Date of Birth	Qualifying Time	Time	Rank
1	PLACZEK Lilly	GER	11 FEB 2004	48.90		
2	LAMAKH Sofiya	UKR	6 MAR 2005	48.75		
3	HE Pin Li	TPE	13 MAR 1996	48.35		
4	SENANSZKY Petra	HUN	10 JAN 1994	46.30		
5	PERNYESZ Dorottya	HUN	1 FEB 2005	47.34		
6	HUANG Mei Chien	TPE	13 JUN 1998	48.60		
7	TYMOSHENKO Yevheniia	UKR	10 JAN 2002	48.81		
8	DESTEFANI Giorgia	ITA	6 MAY 2006	49.08		

Legend:			
WG	World Games Record	WR	World Record

Timing and Results provided by Tissot



Results

Event Number 13

	Record	Split	Name	NOC Code	Location	Date
WR	45.16		SENANSZKY Petra	HUN	Wroclaw (POL)	22 JUL 2017
WG	45.16		SENANSZKY Petra	HUN	Wroclaw (POL)	22 JUL 2017

Rank	Lane	Name	NOC Code	R.T.	50m	Time	Time Behind
1	4	SENANSZKY Petra	HUN	0.80	(1) 21.40	45.23 23.83	
2	5	PERNYESZ Dorottya	HUN	0.82	(2) 22.45	47.57 25.12	+2.34
3	2	LAMAKH Sofiya	UKR	0.83	(4) 23.04	47.87 24.83	+2.64
4	6	HUANG Mei Chien	TPE	0.85	(6) 23.24	48.01 24.77	+2.78
5	3	HE Pin Li	TPE	0.83	(3) 22.67	48.17 25.50	+2.94
6	7	TYMOSHENKO Yevheniia	UKR	0.82	(5) 23.16	48.23 25.07	+3.00
7	8	DESTEFANI Giorgia	ITA	0.92	(8) 23.60	48.74 25.14	+3.51
8	1	PLACZEK Lilly	GER	0.83	(7) 23.32	48.84 25.52	+3.61

Legend:

R.T. Reaction Time WG World Games Record WR World Record

Timing and Results provided by Tissot



MON 11 AUG 2025

Medallists

Medal	Name	NOC
GOLD	SENANSZKY Petra	HUN - Hungary
SILVER	PERNYESZ Dorottya	HUN - Hungary
BRONZE	LAMAKH Sofiya	UKR - Ukraine

Timing and Results provided by Tissot



FINSWIMMING

Women's Surface 100m



Entry List by Event

As of SAT 9 AUG 2025

	Record	Split	Name	NOC Code	Location	Date
WR	37.75		HU Yaoyao	CHN	Belgrade (SRB)	16 JUL 2024
WG	38.11		ZHU Bao Zhen	CHN	Kaohsiung (TPE)	24 JUL 2009

Number of entries: 8

Name	NOC Code	Date of Birth	Location of Performance	Date of Performance	Qualifying Time
HU Yaoyao	CHN	27 JUL 2000			37.75
SEO Uijin	KOR	12 DEC 2000			38.64
SLISEVA Diana	AIN	27 FEB 2005			38.68
AGUIRRE JOYA Paula Alejandra	COL	24 OCT 1999			39.04
UVAROVA Viktoriia	UKR	30 JUN 2001			39.15
TELIOUSI Ifigeneia	GRE	26 MAY 2008			39.22
MOON Ye Jin	KOR	21 FEB 2001			39.26
MAKARENKO Anastasiia	UKR	19 MAY 2006			39.49

Legend:

WG World Games Record **WR** World Record

Timing and Results provided by Tissot



Start List

Event Number 11

	Record	Split	Name	NOC Code	Location	Date
WR	37.75		HU Yaoyao	CHN	Belgrade (SRB)	16 JUL 2024
WG	38.11		ZHU Bao Zhen	CHN	Kaohsiung (TPE)	24 JUL 2009

Lane	Name	NOC Code	Date of Birth	Qualifying Time	Time	Rank
1	MOON Ye Jin	KOR	21 FEB 2001	39.26		
2	UVAROVA Viktoriia	UKR	30 JUN 2001	39.15		
3	SLISEVA Diana	AIN	27 FEB 2005	38.68		
4	HU Yaoyao	CHN	27 JUL 2000	37.75		
5	SEO Uijin	KOR	12 DEC 2000	38.64		
6	AGUIRRE JOYA Paula Alejandra	COL	24 OCT 1999	39.04		
7	TELIOUSI Ifigeneia	GRE	26 MAY 2008	39.22		
8	MAKARENKO Anastasiia	UKR	19 MAY 2006	39.49		

Legend:			
WG	World Games Record	WR	World Record

Timing and Results provided by Tissot



Results

Event Number 11

	Record	Split	Name	NOC Code	Location	Date
WR	37.75		HU Yaoyao	CHN	Belgrade (SRB)	16 JUL 2024
WG	38.11		ZHU Bao Zhen	CHN	Kaohsiung (TPE)	24 JUL 2009

Rank	Lane	Name	NOC Code	R.T.	50m	Time	Time Behind
1	3	SLISEVA Diana	AIN	0.87	(3) 18.56	38.62 20.06	
2	4	HU Yaoyao	CHN	0.87	(5) 18.71	38.93 20.22	+0.31
3	8	MAKARENKO Anastasiia	UKR	0.85	(2) 18.51	39.14 20.63	+0.52
4	2	UVAROVA Viktoriia	UKR	0.81	(1) 18.42	39.64 21.22	+1.02
5	1	MOON Ye Jin	KOR	0.79	(8) 19.49	39.72 20.23	+1.10
6	6	AGUIRRE JOYA Paula Alejandra	COL	0.95	(4) 18.66	39.76 21.10	+1.14
7	7	TELIOUSI Ifigeneia	GRE	0.88	(7) 19.08	40.21 21.13	+1.59
8	5	SEO Uijin	KOR	0.76	(6) 18.80	40.45 21.65	+1.83

Legend:
R.T. Reaction Time WG World Games Record WR World Record

Timing and Results provided by Tissot



Medallists

Medal	Name	NOC
GOLD	SLISEVA Diana	AIN - AIN
SILVER	HU Yaoyao	CHN - People's Republic of China
BRONZE	MAKARENKO Anastasiia	UKR - Ukraine

Timing and Results provided by Tissot



FINSWIMMING

Women's Surface 200m



Entry List by Event

As of SAT 9 AUG 2025

	Record	Splits	Name	NOC Code	Location	Date
WR	1:25.41		BARANOVSKAYA Valeriya	RUS	Wroclaw (POL)	21 JUL 2017
WG	1:25.41		BARANOVSKAYA Valeriya	RUS	Wroclaw (POL)	21 JUL 2017

Number of entries: 8

Name	NOC Code	Date of Birth	Location of Performance	Date of Performance	Qualifying Time
MARKINA Vlada	AIN	16 FEB 2003			1:28.98
MIKHAYLUSHKINA Ekaterina	AIN	6 AUG 2001			1:29.39
HRECHKO Sofiia	UKR	21 JUN 2005			1:30.57
UVAROVA Viktoriia	UKR	30 JUN 2001			1:30.75
XU Yichuan	CHN	16 MAY 1992			1:30.77
SUBA Sara	HUN	22 SEP 2004			1:30.87
BLASZAK Lilla Greta	HUN	7 SEP 2000			1:30.93
RUETZE Michele	GER	24 APR 2000			1:31.91

Legend:

WG World Games Record **WR** World Record

Timing and Results provided by Tissot



SUN 10 AUG 2025
Start Time: 17:02

Start List

Event Number 4

	Record	Splits	Name	NOC Code	Location	Date
WR	1:25.41		BARANOVSKAYA Valeriya	RUS	Wroclaw (POL)	21 JUL 2017
WG	1:25.41		BARANOVSKAYA Valeriya	RUS	Wroclaw (POL)	21 JUL 2017

Lane	Name	NOC Code	Date of Birth	Qualifying Time	Time	Rank
1	BLASZAK Lilla Greta	HUN	7 SEP 2000	1:30.93		
2	XU Yichuan	CHN	16 MAY 1992	1:30.77		
3	HRECHKO Sofiia	UKR	21 JUN 2005	1:30.57		
4	MARKINA Vlada	AIN	16 FEB 2003	1:28.98		
5	MIKHAYLUSHKINA Ekaterina	AIN	6 AUG 2001	1:29.39		
6	UVAROVA Viktoriia	UKR	30 JUN 2001	1:30.75		
7	SUBA Sara	HUN	22 SEP 2004	1:30.87		
8	RUETZE Michele	GER	24 APR 2000	1:31.91		

Legend:

WG World Games Record **WR** World Record

Timing and Results provided by Tissot



SUN 10 AUG 2025
Start Time: 17:02

Results

Event Number 4

	Record	Splits	Name	NOC Code	Location	Date
WR	1:25.41		BARANOVSKAYA Valeriya	RUS	Wroclaw (POL)	21 JUL 2017
WG	1:25.41		BARANOVSKAYA Valeriya	RUS	Wroclaw (POL)	21 JUL 2017

Rank	Lane	Name	NOC Code	R.T.	50m	100m	150m	Time	Time Behind
1	3	HRECHKO Sofiia	UKR	0.99	(4) 20.98	(4) 43.35 22.37	(5) 1:05.94 22.59	1:27.90 21.96	
2	1	BLASZAK Lilla Greta	HUN	0.94	(5) 21.29	(6) 43.47 22.18	(4) 1:05.85 22.38	1:28.42 22.57	+0.52
3	5	MIKHAYLUSHKINA Ekaterina	AIN	0.88	(3) 20.57	(1) 42.31 21.74	(1) 1:05.23 22.92	1:29.05 23.82	+1.15
4	7	SUBA Sara	HUN	0.90	(6) 21.33	(3) 42.86 21.53	(3) 1:05.55 22.69	1:29.36 23.81	+1.46
5	4	MARKINA Vlada	AIN	0.86	(2) 20.55	(2) 42.52 21.97	(2) 1:05.49 22.97	1:29.56 24.07	+1.66
6	8	RUETZE Michele	GER	0.91	(7) 21.71	(7) 44.24 22.53	(6) 1:07.27 23.03	1:31.39 24.12	+3.49
7	6	UVAROVA Viktoriia	UKR	0.94	(1) 20.38	(5) 43.43 23.05	(7) 1:08.28 24.85	1:34.00 25.72	+6.10
8	2	XU Yichuan	CHN	0.99	(8) 23.05	(8) 46.91 23.86	(8) 1:11.28 24.37	1:34.29 23.01	+6.39

Legend:

R.T. Reaction Time **WG** World Games Record **WR** World Record

Timing and Results provided by Tissot



Medallists

Medal	Name	NOC
GOLD	HRECHKO Sofiia	UKR - Ukraine
SILVER	BLASZAK Lilla Greta	HUN - Hungary
BRONZE	MIKHAYLUSHKINA Ekaterina	AIN - AIN

Timing and Results provided by Tissot



FINSWIMMING

Women's Surface 400m



Entry List by Event

As of SAT 9 AUG 2025

	Record	Splits	Name	NOC Code	Location	Date
WR	3:12.10		SUN Yiting	CHN	Belgrade (SRB)	16 JUL 2018
WG	3:14.22		SCHIKORA Johanna	GER	Birmingham (USA)	9 JUL 2022

Number of entries: 8

Name	NOC Code	Date of Birth	Location of Performance	Date of Performance	Qualifying Time
KUPRESSOVA Elizaveta	AIN	12 APR 2008			3:14.13
YAKOVLEVA Anna	UKR	5 DEC 2008			3:18.20
HRECHKO Sofiia	UKR	21 JUN 2005			3:18.23
MAGDY HAGRASS Nada	EGY	22 SEP 2005			3:20.46
BLASZAK Lilla Greta	HUN	7 SEP 2000			3:20.93
SCHIKORA Johanna	GER	6 JAN 2002			3:21.89
SZILI Agnes	HUN	16 JUN 2006			3:21.93
BASSI Dora	CRO	30 JAN 1993			3:22.13

Legend:

WG World Games Record **WR** World Record

Timing and Results provided by Tissot



MON 11 AUG 2025
Start Time: 17:28

Start List

Event Number 14

	Record	Splits	Name	NOC Code	Location	Date
WR	3:12.10		SUN Yiting	CHN	Belgrade (SRB)	16 JUL 2018
WG	3:14.22		SCHIKORA Johanna	GER	Birmingham (USA)	9 JUL 2022

Lane	Name	NOC Code	Date of Birth	Qualifying Time	Time	Rank
1	SZILI Agnes	HUN	16 JUN 2006	3:21.93		
2	BLASZAK Lilla Greta	HUN	7 SEP 2000	3:20.93		
3	HRECHKO Sofiia	UKR	21 JUN 2005	3:18.23		
4	KUPRESSOVA Elizaveta	AIN	12 APR 2008	3:14.13		
5	YAKOVLEVA Anna	UKR	5 DEC 2008	3:18.20		
6	MAGDY HAGRASS Nada	EGY	22 SEP 2005	3:20.46		
7	SCHIKORA Johanna	GER	6 JAN 2002	3:21.89		
8	BASSI Dora	CRO	30 JAN 1993	3:22.13		

Legend:

WG World Games Record **WR** World Record

Timing and Results provided by Tissot



MON 11 AUG 2025
Start Time: 17:28

Results

Event Number 14

	Record	Splits	Name	NOC Code	Location	Date
WR	3:12.10		SUN Yiting	CHN	Belgrade (SRB)	16 JUL 2018
WG	3:14.22		SCHIKORA Johanna	GER	Birmingham (USA)	9 JUL 2022

Rank	Lane	Name	NOC Code				R.T.	Time	Time Behind
1	3	HRECHKO Sofiia	UKR					3:11.88	WR
50m (3) 22.76		100m (3) 47.10 24.34	150m (3) 1:11.75 24.65	200m (3) 1:36.61 24.86	250m (2) 2:01.04 24.43	300m (3) 2:25.63 24.59	350m (2) 2:49.44 23.81	22.44	
2	5	YAKOVLEVA Anna	UKR				0.75	3:12.27	+0.39
50m (1) 22.52		100m (2) 46.72 24.20	150m (2) 1:11.39 24.67	200m (2) 1:36.57 25.18	250m (3) 2:01.20 24.63	300m (2) 2:25.52 24.32	350m (1) 2:48.57 23.05	23.70	
3	4	KUPRESSOVA Elizaveta	AIN					3:14.11	+2.23
50m (2) 22.68		100m (1) 46.68 24.00	150m (1) 1:11.18 24.50	200m (1) 1:36.11 24.93	250m (1) 2:00.85 24.74	300m (1) 2:25.14 24.29	350m (3) 2:49.53 24.39	24.58	
4	2	BLASZAK Lilla Greta	HUN				0.96	3:17.19	+5.31
50m (4) 23.10		100m (4) 47.43 24.33	150m (4) 1:12.31 24.88	200m (4) 1:37.28 24.97	250m (4) 2:02.21 24.93	300m (4) 2:27.33 25.12	350m (4) 2:52.73 25.40	24.46	
5	1	SZILI Agnes	HUN				0.89	3:19.37	+7.49
50m (5) 23.17		100m (5) 47.69 24.52	150m (5) 1:12.64 24.95	200m (5) 1:37.68 25.04	250m (5) 2:02.90 25.22	300m (5) 2:28.83 25.93	350m (5) 2:54.59 25.76	24.78	
6	8	BASSI Dora	CRO				0.82	3:22.50	+10.62
50m (6) 23.28		100m (6) 48.53 25.25	150m (7) 1:14.31 25.78	200m (7) 1:40.66 26.35	250m (7) 2:06.61 25.95	300m (7) 2:32.53 25.92	350m (7) 2:58.26 25.73	24.24	
7	6	MAGDY HAGRASS Nada	EGY				0.92	3:23.65	+11.77
50m (7) 23.43		100m (7) 48.56 25.13	150m (6) 1:14.25 25.69	200m (6) 1:40.21 25.96	250m (6) 2:05.99 25.78	300m (6) 2:31.70 25.71	350m (6) 2:57.81 26.11	25.84	
8	7	SCHIKORA Johanna	GER					3:30.47	+18.59
50m (8) 23.95		100m (8) 48.89 24.94	150m (8) 1:14.89 26.00	200m (8) 1:41.35 26.46	250m (8) 2:08.54 27.19	300m (8) 2:35.92 27.38	350m (8) 3:03.67 27.75	26.80	

Legend:

R.T. Reaction Time WG World Games Record WR World Record

Timing and Results provided by Tissot



MON 11 AUG 2025

Medallists

Medal	Name	NOC
GOLD	HRECHKO Sofiia	UKR - Ukraine
SILVER	YAKOVLEVA Anna	UKR - Ukraine
BRONZE	KUPRESSOVA Elizaveta	AIN - AIN

Timing and Results provided by Tissot



FINSWIMMING

Women's Surface Relay
4x50m



Entry List by Event

As of SAT 9 AUG 2025

	Record	Splits	NOC (Relay)	Location	Date
WR	1:08.12		CHN - PEOPLE'S REPUBLIC OF CHINA	Belgrade (SRB)	15 JUL 2024
WG	1:08.95		CHN - PEOPLE'S REPUBLIC OF CHINA	Birmingham (USA)	9 JUL 2022

Number of entries: 8

NOC	Qualifying Time
CHN - PEOPLE'S REPUBLIC OF CHINA	1:08.12
KOR - REPUBLIC OF KOREA	1:09.05
COL - COLOMBIA	1:09.16
UKR - UKRAINE	1:10.23
ITA - ITALY	1:11.68
HUN - HUNGARY	1:13.73
GRE - GREECE	1:13.77
GER - GERMANY	1:14.45

Legend:

WG World Games Record WR World Record

Timing and Results provided by Tissot



MON 11 AUG 2025
Start Time: 18:00

Start List

Event Number 16

	Record	Splits	NOC (Relay)	Location	Date
WR	1:08.12		CHN - PEOPLE'S REPUBLIC OF CHINA	Belgrade (SRB)	15 JUL 2024
WG	1:08.95		CHN - PEOPLE'S REPUBLIC OF CHINA	Birmingham (USA)	9 JUL 2022

Lane	NOC	Name	Date of Birth	Qualifying Time	Time	Rank
1	GRE - GREECE	TELIOUSI Ifigeneia	26 MAY 2008	1:13.77		
		DELIGIANNI Eirini	14 JUL 1992			
		VOURAKI Alexandra	2 OCT 2009			
		ILIAKI Maria	9 AUG 2009			
2	ITA - ITALY	BRUNI Giulia	8 AUG 2008	1:11.68		
		RAFFAETA Anna	7 MAY 2009			
		DESTEFANI Giorgia	6 MAY 2006			
		SCAGLIARINI Giorgia	5 NOV 2007			
3	COL - COLOMBIA	FERNANDEZ CASTILLO Grace	25 MAY 1995	1:09.16		
		AGUIRRE JOYA Paula Alejandra	24 OCT 1999			
		RETAMOZO OLAYA Viviana Paola	23 JUN 1998			
		MORENO ALEGRIA Diana Paola	1 DEC 1991			
4	CHN - PEOPLE'S REPUBLIC OF CHINA	XIE Wenmin	8 SEP 2004	1:08.12		
		SHU Chengjing	10 JUL 1996			
		XU Yichuan	16 MAY 1992			
		HU Yaoyao	27 JUL 2000			
5	KOR - REPUBLIC OF KOREA	SEO Uijin	12 DEC 2000	1:09.05		
		MOON Ye Jin	21 FEB 2001			
		YOON Miri	10 AUG 1989			
		KIM Minjeong	17 MAY 2000			
6	UKR - UKRAINE	HRECHYKHINA Yelyzaveta	30 JUN 2009	1:10.23		
		HRECHKO Sofiia	21 JUN 2005			
		UVAROVA Viktoriia	30 JUN 2001			
		MAKARENKO Anastasiia	19 MAY 2006			
7	HUN - HUNGARY	SUBA Sara	22 SEP 2004	1:13.73		
		SENANSZKY Petra	10 JAN 1994			
		SZILI Agnes	16 JUN 2006			
		BLASZAK Lilla Greta	7 SEP 2000			
8	GER - GERMANY	BARTHEL Nadja	8 SEP 2004	1:14.45		
		RUETZE Michele	24 APR 2000			
		SAEBISCH Kyra	25 JUL 2008			
		SCHIKORA Johanna	6 JAN 2002			

Legend:

WG World Games Record **WR** World Record

Timing and Results provided by Tissot



MON 11 AUG 2025
Start Time: 18:00

Results

Event Number 16

	Record	Splits	NOC (Relay)	Location	Date
WR	1:08.12		CHN - PEOPLE'S REPUBLIC OF CHINA	Belgrade (SRB)	15 JUL 2024
WG	1:08.95		CHN - PEOPLE'S REPUBLIC OF CHINA	Birmingham (USA)	9 JUL 2022

Rank	Lane	NOC / Name	R.T.	50m	Time	Time Behind
1	4	CHN - PEOPLE'S REPUBLIC OF CHINA			1:07.99	WR
		XIE Wenmin	0.87	17.38	(1) 17.38	
		SHU Chengjing		17.03	(1) 34.41	
		XU Yichuan		17.14	(1) 51.55	
		HU Yaoyao		16.44		
2	3	COL - COLOMBIA			1:08.82	+0.83
		FERNANDEZ CASTILLO Grace	0.81	17.69	(2) 17.69	
		AGUIRRE JOYA Paula Alejandra		16.79	(2) 34.48	
		RETAMOZO OLAYA Viviana Paola		17.48	(2) 51.96	
		MORENO ALEGRIA Diana Paola		16.86		
3	6	UKR - UKRAINE			1:10.06	+2.07
		HRECHYKHINA Yelyzaveta	0.94	18.18	(=5) 18.18	
		HRECHKO Sofiia		17.42	(5) 35.60	
		UVAROVA Viktoriia		17.44	(3) 53.04	
		MAKARENKO Anastasiia		17.02		
4	5	KOR - REPUBLIC OF KOREA			1:10.55	+2.56
		SEO Uijin	0.79	18.19	(=7) 18.19	
		MOON Ye Jin		17.18	(3) 35.37	
		YOON Miri		17.71	(4) 53.08	
		KIM Minjeong		17.47		
5	1	GRE - GREECE			1:11.28	+3.29
		TELIOUSI Ifigeneia	0.87	18.18	(=5) 18.18	
		DELIGIANNI Eirini		17.41	(4) 35.59	
		VOURAKI Alexandra		18.33	(5) 53.92	
		ILIAKI Maria		17.36		
6	7	HUN - HUNGARY			1:11.84	+3.85
		SUBA Sara	0.88	18.19	(=7) 18.19	
		SENANSZKY Petra		17.93	(7) 36.12	
		SZILI Agnes		18.32	(8) 54.44	
		BLASZAK Lilla Greta		17.40		
7	2	ITA - ITALY			1:13.65	+5.66
		BRUNI Giulia	0.86	18.15	(4) 18.15	
		RAFFAETA Anna		17.67	(6) 35.82	
		DESTEFANI Giorgia		18.18	(6) 54.00	
		SCAGLIARINI Giorgia		19.65		
8	8	GER - GERMANY			1:14.81	+6.82
		BARTHEL Nadja	0.79	18.14	(3) 18.14	
		RUETZE Michele		18.07	(8) 36.21	
		SAEBISCH Kyra		18.15	(7) 54.36	
		SCHIKORA Johanna		20.45		

Legend:

= Equal rank R.T. Reaction Time WG World Games Record WR World Record

Timing and Results provided by Tissot



MON 11 AUG 2025

Medallists

Medal	NOC	Name
GOLD	CHN - PEOPLE'S REPUBLIC OF CHINA	XIE Wenmin SHU Chengjing XU Yichuan HU Yaoyao
SILVER	COL - COLOMBIA	FERNANDEZ CASTILLO Grace AGUIRRE JOYA Paula Alejandra RETAMOZO OLAYA Viviana Paola MORENO ALEGRIA Diana Paola
BRONZE	UKR - UKRAINE	HRECHYKHINA Yelyzaveta HRECHKO Sofiia UVAROVA Viktoriia MAKARENKO Anastasiia

Timing and Results provided by Tissot



TWG
2025
CHENGDU



FINSWIMMING

Women's Surface Relay
4x100m



Entry List by Event

As of SAT 9 AUG 2025

	Record	Splits	NOC (Relay)	Location	Date
WR	2:34.54		RUS - RUSSIAN FEDERATION	Volos (GRE)	27 JUN 2016
WG	2:34.78		RUS - RUSSIAN FEDERATION	Wroclaw (POL)	21 JUL 2017

Number of entries: 8

NOC	Qualifying Time
CHN - PEOPLE'S REPUBLIC OF CHINA	2:36.29
COL - COLOMBIA	2:37.35
UKR - UKRAINE	2:37.92
GRE - GREECE	2:40.38
ITA - ITALY	2:41.59
KOR - REPUBLIC OF KOREA	2:43.07
GER - GERMANY	2:43.73
HUN - HUNGARY	2:43.81

Legend:

WG World Games Record WR World Record

Timing and Results provided by Tissot



SUN 10 AUG 2025
Start Time: 17:45

Start List

Event Number 7

	Record	Splits	NOC (Relay)	Location	Date
WR	2:34.54		RUS - RUSSIAN FEDERATION	Volos (GRE)	27 JUN 2016
WG	2:34.78		RUS - RUSSIAN FEDERATION	Wroclaw (POL)	21 JUL 2017

Lane	NOC	Name	Date of Birth	Qualifying Time	Time	Rank
1	GER - GERMANY	RUETZE Michele	24 APR 2000	2:43.73		
		BARTHEL Nadja	8 SEP 2004			
		SAEBISCH Kyra	25 JUL 2008			
		SCHIKORA Johanna	6 JAN 2002			
2	ITA - ITALY	BRUNI Giulia	8 AUG 2008	2:41.59		
		RAFFAETA Anna	7 MAY 2009			
		DESTEFANI Giorgia	6 MAY 2006			
		SCAGLIARINI Giorgia	5 NOV 2007			
3	UKR - UKRAINE	HRECHYKHINA Yelyzaveta	30 JUN 2009	2:37.92		
		HRECHKO Sofii	21 JUN 2005			
		UVAROVA Viktoriia	30 JUN 2001			
		MAKARENKO Anastasiia	19 MAY 2006			
4	CHN - PEOPLE'S REPUBLIC OF CHINA	SHU Chengjing	10 JUL 1996	2:36.29		
		XU Yichuan	16 MAY 1992			
		XIE Wenmin	8 SEP 2004			
		HU Yaoyao	27 JUL 2000			
5	COL - COLOMBIA	FERNANDEZ CASTILLO Grace	25 MAY 1995	2:37.35		
		RETAMOZO OLAYA Viviana Paola	23 JUN 1998			
		MORENO ALEGRIA Diana Paola	1 DEC 1991			
		AGUIRRE JOYA Paula Alejandra	24 OCT 1999			
6	GRE - GREECE	TELIOUSI Ifigeneia	26 MAY 2008	2:40.38		
		DELIGIANNI Eirini	14 JUL 1992			
		VOURAKI Alexandra	2 OCT 2009			
		ILIAKI Maria	9 AUG 2009			
7	KOR - REPUBLIC OF KOREA	KIM Minjeong	17 MAY 2000	2:43.07		
		MOON Ye Jin	21 FEB 2001			
		YOON Miri	10 AUG 1989			
		SEO Uijin	12 DEC 2000			
8	HUN - HUNGARY	SUBA Sara	22 SEP 2004	2:43.81		
		SENANSZKY Petra	10 JAN 1994			
		SZILI Agnes	16 JUN 2006			
		BLASZAK Lilla Greta	7 SEP 2000			

Legend:

WG World Games Record **WR** World Record

Timing and Results provided by Tissot

SUN 10 AUG 2025
Start Time: 17:45

Results

Event Number 7

	Record	Splits	NOC (Relay)	Location	Date
WR	2:34.54		RUS - RUSSIAN FEDERATION	Volos (GRE)	27 JUN 2016
WG	2:34.78		RUS - RUSSIAN FEDERATION	Wroclaw (POL)	21 JUL 2017

Rank	Lane	NOC / Name	R.T.	50m	100m	Time	Time Behind
1	4	CHN - PEOPLE'S REPUBLIC OF CHINA				2:36.06	
		SHU Chengjing	0.90	18.93	39.93	(2) 39.93	
		XU Yichuan		17.86	39.06	(3) 1:18.99	
		XIE Wenmin		17.92	39.20	(2) 1:58.19	
		HU Yaoyao		17.61	37.87		
2	5	COL - COLOMBIA				2:36.54	+0.48
		FERNANDEZ CASTILLO Grace	0.88	18.28	38.88	(1) 38.88	
		RETAMOZO OLAYA Viviana Paola		18.10	39.44	(1) 1:18.32	
		MORENO ALEGRIA Diana Paola		18.07	38.75	(1) 1:57.07	
		AGUIRRE JOYA Paula Alejandra		17.81	39.47		
3	3	UKR - UKRAINE				2:36.82	+0.76
		HRECHYKHINA Yelyzaveta	0.96	18.98	40.09	(3) 40.09	
		HRECHKO Sofiia		18.55	38.83	(2) 1:18.92	
		UVAROVA Viktoriia		18.44	39.64	(3) 1:58.56	
		MAKARENKO Anastasiia		17.84	38.26		
4	8	HUN - HUNGARY				2:40.45	+4.39
		SUBA Sara	0.91	19.40	40.40	(5) 40.40	
		SENANSZKY Petra		18.81	40.61	(7) 1:21.01	
		SZILI Agnes		19.14	41.20	(8) 2:02.21	
		BLASZAK Lilla Greta		17.74	38.24		
5	6	GRE - GREECE				2:40.68	+4.62
		TELIOUSI Ifigeneia	0.87	19.42	40.99	(8) 40.99	
		DELIGIANNI Eirini		18.48	39.23	(5) 1:20.22	
		VOURAKI Alexandra		18.70	40.77	(5) 2:00.99	
		ILIAKI Maria		18.88	39.69		
6	2	ITA - ITALY				2:44.11	+8.05
		BRUNI Giulia	0.86	18.98	40.83	(7) 40.83	
		RAFFAETA Anna		19.02	40.26	(8) 1:21.09	
		DESTEFANI Giorgia		18.74	40.74	(6) 2:01.83	
		SCAGLIARINI Giorgia		19.99	42.28		
7	1	GER - GERMANY				2:46.18	+10.12
		RUETZE Michele	0.90	19.42	40.76	(6) 40.76	
		BARTHEL Nadja		18.14	39.82	(6) 1:20.58	
		SAEBISCH Kyra		19.05	41.39	(7) 2:01.97	
		SCHIKORA Johanna		20.58	44.21		
	7	KOR - REPUBLIC OF KOREA				DSQ	
		KIM Minjeong	0.88	18.77	40.20	(4) 40.20	
		MOON Ye Jin		18.71	38.92	(4) 1:19.12	
		YOON Miri		19.22	40.27	(4) 1:59.39	
		SEO Uijin					

Legend:

DSQ Disqualified R.T. Reaction Time WG World Games Record WR World Record

Timing and Results provided by Tissot



Medallists

Medal	NOC	Name
GOLD	CHN - PEOPLE'S REPUBLIC OF CHINA	SHU Chengjing XU Yichuan XIE Wenmin HU Yaoyao
SILVER	COL - COLOMBIA	FERNANDEZ CASTILLO Grace RETAMOZO OLAYA Viviana Paola MORENO ALEGRIA Diana Paola AGUIRRE JOYA Paula Alejandra
BRONZE	UKR - UKRAINE	HRECHYKHINA Yelyzaveta HRECHKO Sofiia UVAROVA Viktoriia MAKARENKO Anastasiia

Timing and Results provided by Tissot



FISTBALL

RESULTS BOOK

TABLE OF CONTENTS



19	Fistball	1957
19.1	Table of Contents	1958
19.2	Competition Schedule	1965
19.3	Daily Schedule	1966
19.3.1	Daily Schedule - 9 Aug 2025	1966
19.3.2	Daily Schedule - 10 Aug 2025	1967
19.3.3	Daily Schedule - 11 Aug 2025	1968
19.3.4	Daily Schedule - 12 Aug 2025	1969
19.3.5	Daily Schedule - 13 Aug 2025	1970
19.4	Medallists by Event	1971
19.5	Medal Standings	1973
19.6	Men	1974
19.6.1	Team Roster	1975
19.6.1.1	Team Roster - ARG	1975
19.6.1.2	Team Roster - AUT	1976
19.6.1.3	Team Roster - BRA	1977
19.6.1.4	Team Roster - CHI	1978
19.6.1.5	Team Roster - GER	1979
19.6.1.6	Team Roster - ITA	1980
19.6.1.7	Team Roster - NZL	1981
19.6.1.8	Team Roster - SUI	1982
19.6.2	Results Summary	1983
19.6.3	Tournament Summary	1984
19.6.4	Medallists	1985
19.6.5	Finals	1986
19.6.5.1	7th Place Match #M18	1986
19.6.5.1.1	Start List NZL - ARG	1986
19.6.5.1.2	Results NZL - ARG	1987
19.6.5.2	Bronze Medal Match #M21	1988
19.6.5.2.1	Start List SUI - AUT	1988
19.6.5.2.2	Results SUI - AUT	1989
19.6.5.3	5th Place Match #M17	1990
19.6.5.3.1	Start List CHI - ITA	1990
19.6.5.3.2	Results CHI - ITA	1991
19.6.5.4	Gold Medal Match #M22	1992
19.6.5.4.1	Start List BRA - GER	1992
19.6.5.4.2	Results BRA - GER	1993

RESULTS BOOK

TABLE OF CONTENTS

19.6.6	Semifinals	1994
19.6.6.1	Match #M19	1994
19.6.6.1.1	Start List BRA - SUI	1994
19.6.6.1.2	Results BRA - SUI	1995
19.6.6.2	Match #M20	1996
19.6.6.2.1	Start List GER - AUT	1996
19.6.6.2.2	Results GER - AUT	1997
19.6.7	Consolation Semifinals 5-8	1998
19.6.7.1	Match #M15	1998
19.6.7.1.1	Start List CHI - NZL	1998
19.6.7.1.2	Results CHI - NZL	1999
19.6.7.2	Match #M16	2000
19.6.7.2.1	Start List ITA - ARG	2000
19.6.7.2.2	Results ITA - ARG	2001
19.6.8	Quarterfinals	2002
19.6.8.1	Match #M13	2002
19.6.8.1.1	Start List SUI - CHI	2002
19.6.8.1.2	Results SUI - CHI	2003
19.6.8.2	Match #M14	2004
19.6.8.2.1	Start List AUT - ITA	2004
19.6.8.2.2	Results AUT - ITA	2005
19.6.9	Preliminary Round - Group B	2006
19.6.9.1	Match #M01	2006
19.6.9.1.1	Start List CHI - ITA	2006
19.6.9.1.2	Results CHI - ITA	2007
19.6.9.2	Match #M02	2008
19.6.9.2.1	Start List ARG - NZL	2008
19.6.9.2.2	Results ARG - NZL	2009
19.6.9.3	Match #M05	2010
19.6.9.3.1	Start List CHI - NZL	2010
19.6.9.3.2	Results CHI - NZL	2011
19.6.9.4	Match #M06	2012
19.6.9.4.1	Start List ARG - ITA	2012
19.6.9.4.2	Results ARG - ITA	2013
19.6.9.5	Match #M09	2014
19.6.9.5.1	Start List CHI - ARG	2014
19.6.9.5.2	Results CHI - ARG	2015
19.6.9.6	Match #M10	2016
19.6.9.6.1	Start List ITA - NZL	2016
19.6.9.6.2	Results ITA - NZL	2017
19.6.10	Preliminary Round - Group A	2018
19.6.10.1	Match #M03	2018
19.6.10.1.1	Start List GER - BRA	2018
19.6.10.1.2	Results GER - BRA	2019

RESULTS BOOK

TABLE OF CONTENTS

19.6.10.2	Match #M04	2020
19.6.10.2.1	Start List AUT - SUI	2020
19.6.10.2.2	Results AUT - SUI	2021
19.6.10.3	Match #M07	2022
19.6.10.3.1	Start List GER - SUI	2022
19.6.10.3.2	Results GER - SUI	2023
19.6.10.4	Match #M08	2024
19.6.10.4.1	Start List AUT - BRA	2024
19.6.10.4.2	Results AUT - BRA	2025
19.6.10.5	Match #M11	2026
19.6.10.5.1	Start List GER - AUT	2026
19.6.10.5.2	Results GER - AUT	2027
19.6.10.6	Match #M12	2028
19.6.10.6.1	Start List BRA - SUI	2028
19.6.10.6.2	Results BRA - SUI	2029
19.7	Women	2030
19.7.1	Team Roster	2031
19.7.1.1	Team Roster - ARG	2031
19.7.1.2	Team Roster - AUT	2032
19.7.1.3	Team Roster - BRA	2033
19.7.1.4	Team Roster - CHI	2034
19.7.1.5	Team Roster - GER	2035
19.7.1.6	Team Roster - NZL	2036
19.7.1.7	Team Roster - SUI	2037
19.7.1.8	Team Roster - USA	2038
19.7.2	Results Summary	2039
19.7.3	Tournament Summary	2040
19.7.4	Medallists	2041
19.7.5	Finals	2042
19.7.5.1	7th Place Match #W18	2042
19.7.5.1.1	Start List USA - ARG	2042
19.7.5.1.2	Results USA - ARG	2043
19.7.5.2	Bronze Medal Match #W21	2044
19.7.5.2.1	Start List AUT - GER	2044
19.7.5.2.2	Results AUT - GER	2045
19.7.5.3	5th Place Match #W17	2046
19.7.5.3.1	Start List CHI - NZL	2046
19.7.5.3.2	Results CHI - NZL	2047
19.7.5.4	Gold Medal Match #W22	2048
19.7.5.4.1	Start List BRA - SUI	2048
19.7.5.4.2	Results BRA - SUI	2049
19.7.6	Semifinals	2050
19.7.6.1	Match #W19	2050
19.7.6.1.1	Start List BRA - AUT	2050

RESULTS BOOK

TABLE OF CONTENTS

19.7.6.1.2	Results BRA - AUT	2051
19.7.6.2	Match #W20	2052
19.7.6.2.1	Start List SUI - GER	2052
19.7.6.2.2	Results SUI - GER	2053
19.7.7	Consolation Semifinals 5-8	2054
19.7.7.1	Match #W15	2054
19.7.7.1.1	Start List CHI - USA	2054
19.7.7.1.2	Results CHI - USA	2055
19.7.7.2	Match #W16	2056
19.7.7.2.1	Start List NZL - ARG	2056
19.7.7.2.2	Results NZL - ARG	2057
19.7.8	Quarterfinals	2058
19.7.8.1	Match #W13	2058
19.7.8.1.1	Start List AUT - CHI	2058
19.7.8.1.2	Results AUT - CHI	2059
19.7.8.2	Match #W14	2060
19.7.8.2.1	Start List GER - NZL	2060
19.7.8.2.2	Results GER - NZL	2061
19.7.9	Preliminary Round - Group B	2062
19.7.9.1	Match #W01	2062
19.7.9.1.1	Start List CHI - NZL	2062
19.7.9.1.2	Results CHI - NZL	2063
19.7.9.2	Match #W02	2064
19.7.9.2.1	Start List ARG - USA	2064
19.7.9.2.2	Results ARG - USA	2065
19.7.9.3	Match #W05	2066
19.7.9.3.1	Start List CHI - USA	2066
19.7.9.3.2	Results CHI - USA	2067
19.7.9.4	Match #W06	2068
19.7.9.4.1	Start List ARG - NZL	2068
19.7.9.4.2	Results ARG - NZL	2069
19.7.9.5	Match #W10	2070
19.7.9.5.1	Start List NZL - USA	2070
19.7.9.5.2	Results NZL - USA	2071
19.7.9.6	Match #W09	2072
19.7.9.6.1	Start List CHI - ARG	2072
19.7.9.6.2	Results CHI - ARG	2073
19.7.10	Preliminary Round - Group A	2074
19.7.10.1	Match #W03	2074
19.7.10.1.1	Start List BRA - SUI	2074
19.7.10.1.2	Results BRA - SUI	2075
19.7.10.2	Match #W04	2076
19.7.10.2.1	Start List GER - AUT	2076
19.7.10.2.2	Results GER - AUT	2077

RESULTS BOOK

TABLE OF CONTENTS

19.7.10.3	Match #W07	2078
19.7.10.3.1	Start List BRA - AUT	2078
19.7.10.3.2	Results BRA - AUT	2079
19.7.10.4	Match #W08	2080
19.7.10.4.1	Start List GER - SUI	2080
19.7.10.4.2	Results GER - SUI	2081
19.7.10.5	Match #W12	2082
19.7.10.5.1	Start List SUI - AUT	2082
19.7.10.5.2	Results SUI - AUT	2083
19.7.10.6	Match #W11	2084
19.7.10.6.1	Start List BRA - GER	2084
19.7.10.6.2	Results BRA - GER	2085



Competition Schedule

REVISED
12 AUG 17:45

As of TUE 12 AUG 2025

Date	Start Time	Teams	Event	Phase	Match No.	Location
SAT 9 AUG	9:00	CHI - NZL	Women	Preliminary Round - Group B	W01	Field 1
	9:00	ARG - USA	Women	Preliminary Round - Group B	W02	Field 2
	10:30	BRA - SUI	Women	Preliminary Round - Group A	W03	Field 1
	10:30	GER - AUT	Women	Preliminary Round - Group A	W04	Field 2
	12:00	CHI - ITA	Men	Preliminary Round - Group B	M01	Field 1
	12:00	ARG - NZL	Men	Preliminary Round - Group B	M02	Field 2
	14:30	GER - BRA	Men	Preliminary Round - Group A	M03	Field 1
	14:30	AUT - SUI	Men	Preliminary Round - Group A	M04	Field 2
	16:00	CHI - USA	Women	Preliminary Round - Group B	W05	Field 1
	16:00	ARG - NZL	Women	Preliminary Round - Group B	W06	Field 2
	17:30	BRA - AUT	Women	Preliminary Round - Group A	W07	Field 1
	17:30	GER - SUI	Women	Preliminary Round - Group A	W08	Field 2
MON 11 AUG	9:00	CHI - NZL	Men	Preliminary Round - Group B	M05	Field 1
	9:00	ARG - ITA	Men	Preliminary Round - Group B	M06	Field 2
	10:30	GER - SUI	Men	Preliminary Round - Group A	M07	Field 1
	10:30	AUT - BRA	Men	Preliminary Round - Group A	M08	Field 2
	12:00	CHI - ARG	Women	Preliminary Round - Group B	W09	Field 1
	12:00	NZL - USA	Women	Preliminary Round - Group B	W10	Field 2
	14:30	BRA - GER	Women	Preliminary Round - Group A	W11	Field 1
	14:30	SUI - AUT	Women	Preliminary Round - Group A	W12	Field 2
	16:00	CHI - ARG	Men	Preliminary Round - Group B	M09	Field 1
	16:00	ITA - NZL	Men	Preliminary Round - Group B	M10	Field 2
	17:30	GER - AUT	Men	Preliminary Round - Group A	M11	Field 1
	17:30	BRA - SUI	Men	Preliminary Round - Group A	M12	Field 2
TUE 12 AUG	9:00	AUT - CHI	Women	Quarterfinal	W13	Field 1
	9:00	GER - NZL	Women	Quarterfinal	W14	Field 2
	10:30	SUI - CHI	Men	Quarterfinal	M13	Field 1
	10:30	AUT - ITA	Men	Quarterfinal	M14	Field 2
	13:00	CHI - USA	Women	Consolation Semifinal 5-8	W15	Field 2
	13:00	BRA - AUT	Women	Semifinal	W19	Field 1
	14:30	NZL - ARG	Women	Consolation Semifinal 5-8	W16	Field 2
	14:30	SUI - GER	Women	Semifinal	W20	Field 1
	16:00	CHI - NZL	Men	Consolation Semifinal 5-8	M15	Field 2
	16:00	BRA - SUI	Men	Semifinal	M19	Field 1
WED 13 AUG	17:30	ITA - ARG	Men	Consolation Semifinal 5-8	M16	Field 2
	17:30	GER - AUT	Men	Semifinal	M20	Field 1
	9:00	USA - ARG	Women	7th Place Match	W18	Field 2
	10:30	NZL - Loser M16	Men	7th Place Match	M18	Field 2
	11:30	AUT - GER	Women	Bronze Medal Match	W21	Field 1
	12:00	CHI - NZL	Women	5th Place Match	W17	Field 1
	13:00	SUI - Loser M20	Men	Bronze Medal Match	M21	Field 2
	13:30	CHI - Winner M16	Men	5th Place Match	M17	Field 2
	15:30	BRA - SUI	Women	Gold Medal Match	W22	Field 1
	17:00	BRA - Winner M20	Men	Gold Medal Match	M22	Field 1

Note:

Please check online for more details and the latest updates.

REVISED

Dates and Times updated due to weather

Timing and Results provided by Tissot



Daily Schedule

Start Time	Teams	Event	Phase	Match Number	Location	Officials
9:00	CHI - NZL	Women	Preliminary Round - Group B	W01	Field 1	RE 1: HELDMAIER Nicole (GER) RE 2: TENY ING. Werner (AUT)
9:00	ARG - USA	Women	Preliminary Round - Group B	W02	Field 2	RE 1: NIEMANN Olaf (GER) RE 2: OBERKERSCH Alwin (GER)
10:30	BRA - SUI	Women	Preliminary Round - Group A	W03	Field 1	RE 1: SIMADER Tanja (AUT) RE 2: NIEMANN Olaf (GER)
10:30	GER - AUT	Women	Preliminary Round - Group A	W04	Field 2	RE 1: KINDLER Eric (USA) RE 2: SIEBER Patrick (SUI)
12:00	CHI - ITA	Men	Preliminary Round - Group B	M01	Field 1	RE 1: TENY ING. Werner (AUT) RE 2: HELDMAIER Nicole (GER)
12:00	ARG - NZL	Men	Preliminary Round - Group B	M02	Field 2	RE 1: OBERKERSCH Alwin (GER) RE 2: SIMADER Tanja (AUT)
14:30	GER - BRA	Men	Preliminary Round - Group A	M03	Field 1	RE 1: SIEBER Patrick (SUI) RE 2: TENY ING. Werner (AUT)
14:30	AUT - SUI	Men	Preliminary Round - Group A	M04	Field 2	RE 1: HELDMAIER Nicole (GER) RE 2: KINDLER Eric (USA)
16:00	CHI - USA	Women	Preliminary Round - Group B	W05	Field 1	RE 1: NIEMANN Olaf (GER) RE 2: OBERKERSCH Alwin (GER)
16:00	ARG - NZL	Women	Preliminary Round - Group B	W06	Field 2	RE 1: SIMADER Tanja (AUT) RE 2: SIEBER Patrick (SUI)
17:30	BRA - AUT	Women	Preliminary Round - Group A	W07	Field 1	RE 1: KINDLER Eric (USA) RE 2: NIEMANN Olaf (GER)
17:30	GER - SUI	Women	Preliminary Round - Group A	W08	Field 2	RE 1: TENY ING. Werner (AUT) RE 2: SIMADER Tanja (AUT)

Legend:

RE Referee **LI** Linesmen



SUN 10 AUG 2025

Daily Schedule

REVISED
10 AUG 11:08

Start Time	Teams	Event	Phase	Match Number	Location	Officials
TBD*	CHI - NZL	Men	Preliminary Round - Group B	M05	Field 1	RE 1: OBERKERSCH Alwin (GER) RE 2: HELDMAIER Nicole (GER)
TBD*	ARG - ITA	Men	Preliminary Round - Group B	M06	Field 2	RE 1: SIEBER Patrick (SUI) RE 2: TENY ING. Werner (AUT)
TBD*	GER - SUI	Men	Preliminary Round - Group A	M07	Field 1	RE 1: KINDLER Eric (USA) RE 2: SIMADER Tanja (AUT)
TBD*	AUT - BRA	Men	Preliminary Round - Group A	M08	Field 2	RE 1: NIEMANN Olaf (GER) RE 2: SIEBER Patrick (SUI)
TBD*	CHI - ARG	Women	Preliminary Round - Group B	W09	Field 1	RE 1: HELDMAIER Nicole (GER) RE 2: KINDLER Eric (USA)
TBD*	NZL - USA	Women	Preliminary Round - Group B	W10	Field 2	RE 1: SIMADER Tanja (AUT) RE 2: TENY ING. Werner (AUT)
TBD*	BRA - GER	Women	Preliminary Round - Group A	W11	Field 1	RE 1: SIEBER Patrick (SUI) RE 2: KINDLER Eric (USA)
TBD*	SUI - AUT	Women	Preliminary Round - Group A	W12	Field 2	RE 1: OBERKERSCH Alwin (GER) RE 2: HELDMAIER Nicole (GER)
TBD*	CHI - ARG	Men	Preliminary Round - Group B	M09	Field 1	RE 1: SIMADER Tanja (AUT) RE 2: NIEMANN Olaf (GER)
TBD*	ITA - NZL	Men	Preliminary Round - Group B	M10	Field 2	RE 1: HELDMAIER Nicole (GER) RE 2: OBERKERSCH Alwin (GER)
TBD*	GER - AUT	Men	Preliminary Round - Group A	M11	Field 1	RE 1: KINDLER Eric (USA) RE 2: SIEBER Patrick (SUI)
TBD*	BRA - SUI	Men	Preliminary Round - Group A	M12	Field 2	RE 1: TENY ING. Werner (AUT) RE 2: OBERKERSCH Alwin (GER)

Legend:

RE Referee **LI** Linesmen

REVISED

Date and Times to be defined due to weather conditions



MON 11 AUG 2025

Daily Schedule

Start Time	Teams	Event	Phase	Match Number	Location	Officials
9:00	CHI - NZL	Men	Preliminary Round - Group B	M05	Field 1	RE 1: OBERKERSCH Alwin (GER) RE 2: HELDMAIER Nicole (GER)
9:00	ARG - ITA	Men	Preliminary Round - Group B	M06	Field 2	RE 1: SIEBER Patrick (SUI) RE 2: TENY ING. Werner (AUT)
10:30	GER - SUI	Men	Preliminary Round - Group A	M07	Field 1	RE 1: KINDLER Eric (USA) RE 2: SIMADER Tanja (AUT)
10:30	AUT - BRA	Men	Preliminary Round - Group A	M08	Field 2	RE 1: NIEMANN Olaf (GER) RE 2: SIEBER Patrick (SUI)
12:00	CHI - ARG	Women	Preliminary Round - Group B	W09	Field 1	RE 1: HELDMAIER Nicole (GER) RE 2: KINDLER Eric (USA)
12:00	NZL - USA	Women	Preliminary Round - Group B	W10	Field 2	RE 1: SIMADER Tanja (AUT) RE 2: TENY ING. Werner (AUT)
14:30	BRA - GER	Women	Preliminary Round - Group A	W11	Field 1	RE 1: SIEBER Patrick (SUI) RE 2: KINDLER Eric (USA)
14:30	SUI - AUT	Women	Preliminary Round - Group A	W12	Field 2	RE 1: OBERKERSCH Alwin (GER) RE 2: HELDMAIER Nicole (GER)
16:00	CHI - ARG	Men	Preliminary Round - Group B	M09	Field 1	RE 1: SIMADER Tanja (AUT) RE 2: NIEMANN Olaf (GER)
16:00	ITA - NZL	Men	Preliminary Round - Group B	M10	Field 2	RE 1: HELDMAIER Nicole (GER) RE 2: OBERKERSCH Alwin (GER)
17:30	GER - AUT	Men	Preliminary Round - Group A	M11	Field 1	RE 1: KINDLER Eric (USA) RE 2: SIEBER Patrick (SUI)
17:30	BRA - SUI	Men	Preliminary Round - Group A	M12	Field 2	RE 1: TENY ING. Werner (AUT) RE 2: OBERKERSCH Alwin (GER)

Legend:

RE Referee **LI** Linesmen

Timing and Results provided by Tissot



TUE 12 AUG 2025

Daily Schedule

Start Time	Teams	Event	Phase	Match Number	Location	Officials
9:00	AUT - CHI	Women	Quarterfinal	W13	Field 1	RE 1: OBERKERSCH Alwin (GER) RE 2: HELDMAIER Nicole (GER)
9:00	GER - NZL	Women	Quarterfinal	W14	Field 2	RE 1: KINDLER Eric (USA) RE 2: SIMADER Tanja (AUT)
10:30	SUI - CHI	Men	Quarterfinal	M13	Field 1	RE 1: TENY ING. Werner (AUT) RE 2: SIMADER Tanja (AUT)
10:30	AUT - ITA	Men	Quarterfinal	M14	Field 2	RE 1: NIEMANN Olaf (GER) RE 2: KINDLER Eric (USA)
13:00	CHI - USA	Women	Consolation Semifinal 5-8	W15	Field 2	RE 1: NIEMANN Olaf (GER) RE 2: TENY ING. Werner (AUT)
13:00	BRA - AUT	Women	Semifinal	W19	Field 1	RE 1: HELDMAIER Nicole (GER) RE 2: OBERKERSCH Alwin (GER)
14:30	NZL - ARG	Women	Consolation Semifinal 5-8	W16	Field 2	RE 1: HELDMAIER Nicole (GER) RE 2: NIEMANN Olaf (GER)
14:30	SUI - GER	Women	Semifinal	W20	Field 1	RE 1: SIMADER Tanja (AUT) RE 2: KINDLER Eric (USA)
16:00	CHI - NZL	Men	Consolation Semifinal 5-8	M15	Field 2	RE 1: SIEBER Patrick (SUI) RE 2: TENY ING. Werner (AUT)
16:00	BRA - SUI	Men	Semifinal	M19	Field 1	RE 1: OBERKERSCH Alwin (GER) RE 2: HELDMAIER Nicole (GER)
17:30	ITA - ARG	Men	Consolation Semifinal 5-8	M16	Field 2	RE 1: NIEMANN Olaf (GER) RE 2: HELDMAIER Nicole (GER)
17:30	GER - AUT	Men	Semifinal	M20	Field 1	RE 1: KINDLER Eric (USA) RE 2: SIEBER Patrick (SUI)

Legend:

RE Referee **LI** Linesmen

Timing and Results provided by Tissot



WED 13 AUG 2025

Daily Schedule

Start Time	Teams	Event	Phase	Match Number	Location	Officials
9:00	USA - ARG	Women	7th Place Match	W18	Field 2	RE 1: SIMADER Tanja (AUT) RE 2: TENY ING. Werner (AUT)
10:30	NZL - ARG	Men	7th Place Match	M18	Field 2	RE 1: NIEMANN Olaf (GER) RE 2: HELDMAIER Nicole (GER)
11:30	AUT - GER	Women	Bronze Medal Match	W21	Field 1	RE 1: KINDLER Eric (USA) RE 2: SIEBER Patrick (SUI)
12:00	CHI - NZL	Women	5th Place Match	W17	Field 2	RE 1: TENY ING. Werner (AUT) RE 2: MEIER Marcel (SUI)
13:00	SUI - AUT	Men	Bronze Medal Match	M21	Field 1	RE 1: OBERKERSCH Alwin (GER) RE 2: NIEMANN Olaf (GER)
13:30	CHI - ITA	Men	5th Place Match	M17	Field 2	RE 1: SIMADER Tanja (AUT) RE 2: MEIER Marcel (SUI)
15:30	BRA - SUI	Women	Gold Medal Match	W22	Field 1	RE 1: HELDMAIER Nicole (GER) RE 2: SIMADER Tanja (AUT)
17:00	BRA - GER	Men	Gold Medal Match	M22	Field 1	RE 1: SIEBER Patrick (SUI) RE 2: KINDLER Eric (USA)

Legend:

RE Referee **LI** Linesmen

Timing and Results provided by Tissot



Medallists by Event

As of WED 13 AUG 2025 at 18:28

Event	Date	Medal	Name	NOC Code
MEN	WED 13 AUG	GOLD	1 D'AGOSTIN Mateus 2 GOULART Vinicius 3 GOLDANI Erminio 4 SÜFFERT Thomas 5 HOLZ Arthur 6 PETRY HECK Gabriel 7 ENGLERT Alvaro 8 WAZLAWICK DRUMM Gabriel 9 ARNOLD Bruno 10 BLOS JUNG Mateus	BRA
		SILVER	3 HOFMANN Philip 4 JUNGCLAUSSEN Johannes 5 LUTZ Maximilian 6 KILPPER Jakob 7 JUNGCLAUSSEN Jaro 8 KRAUT Oliver 9 LÜTZOW Timon 10 HARTUNG Tom 12 SPILLE Hauke 13 KLASSEN Felix	GER
		BRONZE	1 EIDENHAMMER Lukas 2 HOLZL Michael 3 HOLZWEBER Jan Maximilian 4 ECKERSTORFER Elias 5 WIESINGER Marcel 6 WALCHSHOFER Elias 7 EINSIEDLER Philipp 8 PUHRINGER Martin 9 MULLEHNER Karl 10 HOFSTADLER-TROBINGER Fabian	AUT



Medallists by Event

As of WED 13 AUG 2025 at 18:28

Event	Date	Medal	Name	NOC Code
WOMEN	WED 13 AUG	GOLD	1 AGUERO Maria Eduarda Hadlich 2 LUCCHIN Giovanna 4 JAQUES Cecilia 5 EBERT Luna 6 ZOTT JACOBS Manuela 7 HOBERREK Julia 8 SÜFFERT Bianca 9 de SOUZA HUASKA Cristiane 10 SÜFFERT Sabine	BRA
		SILVER	1 SPRENGER Kim 3 SCHLATTERINGER Mirjam 4 BUCHER Jamie 5 LANG Adela 6 HESS Rahel 7 BOGNAR Tanja 9 FRISCHKNECHT Fabienne 10 STAHELI Corinne 11 PETERHANS Sara 13 LANG Marketa	SUI
		BRONZE	1 NEUEFEIND Pia 2 MEHLE Maya 3 MOTTELER Ann-Kathrin 5 GROSSMANN Helle 6 ZEIHNER Denise 7 SCHRÖDER Svenja 8 GRZYWATZ Michaela 10 SCHELL Henriette 11 HOLLMANN Ida 12 NADERMANN Jordan	GER



Medal Standings

As of WED 13 AUG 2025 at 18:28

Rank	NOC	Men				Women				Total				Rank by Total
		G	S	B	Tot	G	S	B	Tot	G	S	B	Tot	
1	BRA - Brazil	1			1	1			1	2			2	=1
2	GER - Germany		1		1			1	1		1	1	2	=1
3	SUI - Switzerland						1		1		1		1	=3
4	AUT - Austria			1	1							1	1	=3
Total:		1	1	1	3	1	1	1	3	2	2	2	6	

Note:
Rank by Total is calculated by the total number of gold, silver and bronze medals.

Legend:
= Equal sign indicates that two or more Nations share the same rank by total
B Bronze G Gold S Silver Tot. Total



TWG
2025
CHENGDU



FISTBALL

Men



Team Roster

As of FRI 8 AUG 2025

ARG - Argentina

No.	Name	Date of Birth	Age
1	VENER Nahuel Ezequiel	19 MAY 2005	20
3	KONIG Christian Georg	29 JAN 1998	27
4	BESSONE Felipe	19 NOV 2008	16
6	FRITZ Federico Gerardo	20 MAR 1985	40
7	VENER Sebastian Ignacio	12 MAY 1994	31
9	KLOOS Francisco	29 OCT 2003	21
10	MOZETIC Julian	15 JUL 1995	30
Team Average			26.4

Head Coach SALAS Rodrigo (USA)

Legend:			
(C)	Captain	No.	Number



Team Roster

As of FRI 8 AUG 2025

AUT - Austria

No.	Name	Date of Birth	Age
1	EIDENHAMMER Lukas	14 OCT 2000	24
2	HOLZL Michael	27 MAR 2003	22
3	HOLZWEBER Jan Maximilian	12 AUG 1996	28
4	ECKERSTORFER Elias	22 JUN 2003	22
5	WIESINGER Marcel	19 DEC 2003	21
6	WALCHSHOFER Elias	1 JUL 1995	30
7	EINSIEDLER Philipp	18 JUN 2004	21
8	PUHRINGER Martin	4 JAN 1998	27
9	MULLEHNER Karl	13 MAY 1997	28
10	HOFSTADLER-TROBINGER Fabian	24 APR 2001	24
Team Average			24.7

Head Coach SIMON Siegfried

Legend:

(C) Captain No. Number



Team Roster

As of FRI 8 AUG 2025

BRA - Brazil

No.	Name	Date of Birth	Age
1	D'AGOSTIN Mateus	20 DEC 2007	17
2	GOULART Vinicius	17 NOV 1994	30
3	GOLDANI Erminio	7 MAR 2002	23
4	SUFFERT Thomas	26 MAR 2001	24
5	HOLZ Arthur	19 FEB 2003	22
6	PETRY HECK Gabriel	10 DEC 1999	25
7	ENGLERT Alvaro	28 MAR 1989	36
8	WAZLAWICK DRUMM Gabriel	22 APR 1999	26
9	ARNOLD Bruno	2 JUN 2001	24
10	BLOS JUNG Mateus	2 APR 2003	22
Team Average			24.9

Head Coach BECKER Daniel Augusto

Legend:			
(C)	Captain	No.	Number



Team Roster

As of FRI 8 AUG 2025

CHI - Chile

No.	Name	Date of Birth	Age
1	HEPP Damian	4 DEC 2008	16
2	EHRENFELD Bastian	24 MAY 2003	22
3	MODINGER Eduardo	6 JAN 1991	34
4	ARRIAGADA Matias	26 NOV 2005	19
5	WERNER Joaquin	25 JUN 1990	35
6	WELLMANN Christian	5 MAR 1992	33
9	GRUSS Andres	9 APR 2002	23
10	WILHELM Lucas	17 APR 2003	22
Team Average			25.5

Head Coach BOTTGER Rodrigo

Legend:

(C) Captain

No. Number



Team Roster

As of FRI 8 AUG 2025

GER - Germany

No.	Name	Date of Birth	Age
3	HOFMANN Philip	3 MAR 1995	30
4	JUNGCLAUSSEN Johannes	6 FEB 1999	26
5	LUTZ Maximilian	19 OCT 1993	31
6	KILPPER Jakob	6 AUG 1999	26
7	JUNGCLAUSSEN Jaro	25 JAN 1997	28
8	KRAUT Oliver	11 JUN 1996	29
9	LUTZOW Timon	16 MAR 1996	29
10	HARTUNG Tom	11 MAR 2000	25
12	SPILLE Hauke	28 FEB 1999	26
13	KLASSEN Felix	13 JAN 1993	32
Team Average			28.2

Head Coach NEUENFELD Olaf

Legend:

(C) Captain

No. Number



Team Roster

As of FRI 8 AUG 2025

ITA - Italy

No.	Name	Date of Birth	Age
4	THALMANN Dennis	3 JUL 2006	19
5	DEUTSCH Philipp	12 NOV 2006	18
6	THALMANN Diego	17 SEP 2009	15
7	KUEN Leo	7 JAN 2006	19
8	OBEXER Fabian	16 MAY 1989	36
9	RUNER Armin	27 FEB 1987	38
11	UNTERKOFLER Florin	7 SEP 2003	21
12	ZIPPERLE Daniel	24 JUN 2002	23
77	MENZ Moritz	12 JUL 1995	30
99	SCHWARZ Valentin	20 DEC 1993	31
Team Average			25.0

Head Coach RUNER Florian

Legend:

(C) Captain No. Number



Team Roster

As of FRI 8 AUG 2025

NZL - New Zealand

No.	Name	Date of Birth	Age
4	BAKER Kenny	17 DEC 1996	28
8	KENSELL Samuel	16 MAY 1998	27
10	TOMKINSON Andrei	7 FEB 2004	21
11	BRADLEY Connor	29 JAN 1998	27
19	PHILLIPS Jaydon	15 JUL 2000	25
20	KEMPF Jesse	2 MAR 1994	31
21	KEMPF Sam	24 SEP 1995	29
22	CAMERON Josh	14 NOV 2002	22
23	ROSER Bill	18 JUN 1998	27
Team Average			26.3

Head Coach KEMPF Rene Michel

Legend:

(C) Captain

No. Number



Team Roster

As of FRI 8 AUG 2025

SUI - Switzerland

No.	Name	Date of Birth	Age
1	RHYN Dominik	27 JUN 1997	28
3	SCHLATTINGER Raphael	17 APR 1993	32
5	LANDOLT Yanick	1 OCT 1998	26
7	VOIT Nicolas	16 JUN 1999	26
8	FEHR Nicolas	14 JUN 1996	29
9	STRASSMANN Rico	27 SEP 1999	25
10	HEITZ Leon	21 FEB 2000	25
11	LASSER Christian	4 AUG 1991	34
12	STEINBAUER Cedric	30 DEC 2001	23
13	MULLER Malik	24 MAR 1995	30
Team Average			27.8

Head Coach KUNZ Fabio

Legend:			
(C)	Captain	No.	Number



Results Summary

As of WED 13 AUG 2025 at 18:29

Date	Start Time	Match No.	Phase	Teams	1st Set	2nd Set	3rd Set	4th Set	5th Set	6th Set	7th Set	Result
SAT 9 AUG	12:00	M01	Preliminary Round - Group B	CHI vs ITA	11 - 13	11 - 7	5 - 11	11 - 3	13 - 11			3 - 2
	12:00	M02	Preliminary Round - Group B	ARG vs NZL	11 - 4	15 - 13	11 - 9					3 - 0
	14:30	M03	Preliminary Round - Group A	GER vs BRA	7 - 11	3 - 11	11 - 6	2 - 11				1 - 3
	14:30	M04	Preliminary Round - Group A	AUT vs SUI	11 - 8	11 - 8	12 - 10					3 - 0
MON 11 AUG	9:00	M05	Preliminary Round - Group B	CHI vs NZL	11 - 8	9 - 11	11 - 8	15 - 13				3 - 1
	9:00	M06	Preliminary Round - Group B	ARG vs ITA	9 - 11	11 - 9	9 - 11	5 - 11				1 - 3
	10:30	M07	Preliminary Round - Group A	GER vs SUI	11 - 7	11 - 6	11 - 8					3 - 0
	10:30	M08	Preliminary Round - Group A	AUT vs BRA	9 - 11	6 - 11	14 - 15					0 - 3
	16:00	M09	Preliminary Round - Group B	CHI vs ARG	9 - 11	11 - 7	11 - 3	11 - 6				3 - 1
	16:00	M10	Preliminary Round - Group B	ITA vs NZL	11 - 5	11 - 9	11 - 8					3 - 0
	17:30	M11	Preliminary Round - Group A	GER vs AUT	12 - 10	8 - 11	11 - 6	11 - 8				3 - 1
	17:30	M12	Preliminary Round - Group A	BRA vs SUI	11 - 7	11 - 8	11 - 9					3 - 0
TUE 12 AUG	10:30	M13	Quarterfinal	SUI vs CHI	11 - 9	11 - 6	15 - 14					3 - 0
	10:30	M14	Quarterfinal	AUT vs ITA	11 - 7	13 - 11	11 - 6					3 - 0
	16:00	M15	Consolation Semifinal 5-8	CHI vs NZL	12 - 10	7 - 11	11 - 7	11 - 6				3 - 1
	16:00	M19	Semifinal	BRA vs SUI	13 - 11	15 - 14	11 - 6					3 - 0
	17:30	M16	Consolation Semifinal 5-8	ITA vs ARG	11 - 7	11 - 3	11 - 9					3 - 0
	17:30	M20	Semifinal	GER vs AUT	11 - 7	7 - 11	15 - 13	11 - 9				3 - 1
WED 13 AUG	10:30	M18	7th Place Match	NZL vs ARG	8 - 11	14 - 12	6 - 11	3 - 11				1 - 3
	13:00	M21	Bronze Medal Match	SUI vs AUT	8 - 11	12 - 10	7 - 11	7 - 11				1 - 3
	13:30	M17	5th Place Match	CHI vs ITA	11 - 8	10 - 12	9 - 11	11 - 3	4 - 11			2 - 3
	17:00	M22	Gold Medal Match	BRA vs GER	11 - 9	11 - 5	11 - 5					3 - 0



Medallists

GOLD	SILVER	BRONZE
BRA - Brazil D'AGOSTIN Mateus GOULART Vinicius GOLDANI Erminio SÜFFERT Thomas HOLZ Arthur PETRY HECK Gabriel ENGLERT Alvaro WAZLAWICK DRUMM Gabriel ARNOLD Bruno BLOS JUNG Mateus	GER - Germany HOFMANN Philip JUNGCLAUSSEN Johannes LUTZ Maximilian KILPPER Jakob JUNGCLAUSSEN Jaro KRAUT Oliver LÜTZOW Timon HARTUNG Tom SPILLE Hauke KLASSEN Felix	AUT - Austria EIDENHAMMER Lukas HOLZL Michael HOLZWEBER Jan Maximilian ECKERSTORFER Elias WIESINGER Marcel WALCHSHOFER Elias EINSIEDLER Philipp PUHRINGER Martin MULLEHNER Karl HOFSTADLER-TROBINGER Fabian



Start List

Match M18

NZL vs ARG

Referees: NIEMANN Olaf (GER) / HELDMAIER Nicole (GER)

NZL - New Zealand

No.	Name	Date of Birth
4	BAKER Kenny	A17 DEC 1996
8	KENSELL Samuel	D16 MAY 1998
10	TOMKINSON Andrei	A 7 FEB 2004
11	BRADLEY Connor	D29 JAN 1998
19	PHILLIPS Jaydon	D 15 JUL 2000
20	KEMPF Jesse	S 2 MAR 1994
21	KEMPF Sam	D24 SEP 1995
22	CAMERON Josh	A14 NOV 2002
23	ROSER Bill	D18 JUN 1998

Coach: KEMPF Rene Michel

NZL Played		
PR	ARG	0- 3
PR	CHI	1- 3
PR	ITA	0- 3
CL5-8	CHI	1- 3

ARG - Argentina

No.	Name	Date of Birth
1	VENER Nahuel Ezequiel	A19 MAY 2005
3	KONIG Christian Georg	D29 JAN 1998
4	BESSONE Felipe	S19 NOV 2008
6	FRITZ Federico Gerardo	D20 MAR 1985
7	VENER Sebastian Ignacio	D12 MAY 1994
9	KLOOS Francisco	A29 OCT 2003
10	MOZETIC Julian	D 15 JUL 1995

Coach: SALAS Rodrigo (USA)

ARG Played		
PR	NZL	3- 0
PR	ITA	1- 3
PR	CHI	1- 3
CL5-8	ITA	0- 3

Legend:

(C) Captain

No. Number

PR Preliminary Round



Results

Match M18

New Zealand (NZL) 1 - 3 Argentina (ARG)

Referees: NIEMANN Olaf (GER) / HELDMAIER Nicole (GER)

Match Summary		Result	Set 1	Set 2	Set 3	Set 4
New Zealand	NZL	1	8	14	6	3
Argentina	ARG	3	11	12	11	11
Duration		57 min	14 min	20 min	11 min	12 min

Game Progress

Set 1	NZL		0	1	1	2	3	3	3	4	4	5	5	6	6	6	7	8	8	8	8
	ARG		1	1	2	2	2	3	4	4	5	5	6	6	7	8	8	8	9	10	11

Set 2	NZL		0	1	1	2	2	3	4	4	4	5	5	6	6	6	6	6	7	8	9	10	10	11	11	12	13	14
	ARG		1	1	2	2	3	3	3	4	5	5	6	6	7	8	9	10	10	10	10	10	11	11	12	12	12	12

Set 3	NZL		1	2	2	3	3	4	4	4	4	4	5	5	5	6	6	6			
	ARG		0	0	1	1	2	2	3	4	5	6	7	7	8	9	9	10	11		

Set 4	NZL		1	1	1	1	2	2	2	2	3	3	3	3	3	3	3			
	ARG		0	1	2	3	3	4	5	6	6	7	8	9	10	11				



Start List

Match M21

SUI vs AUT

Referees: OBERKERSCH Alwin (GER) / NIEMANN Olaf (GER)

SUI - Switzerland

No.	Name	Date of Birth
1	RHYN Dominik	A 27 JUN 1997
3	SCHLATTINGER Raphael	A 17 APR 1993
5	LANDOLT Yanick	A 1 OCT 1998
7	VOIT Nicolas	S 16 JUN 1999
8	FEHR Nicolas	D 14 JUN 1996
9	STRASSMANN Rico	S 27 SEP 1999
10	HEITZ Leon	D 21 FEB 2000
11	LASSER Christian	A 4 AUG 1991
12	STEINBAUER Cedric	D 30 DEC 2001
13	MÜLLER Malik	D 24 MAR 1995

Coach: KUNZ Fabio

SUI Played		
PR	AUT	0- 3
PR	GER	0- 3
PR	BRA	0- 3
QF	CHI	3- 0
SF	BRA	0- 3

AUT - Austria

No.	Name	Date of Birth
1	EIDENHAMMER Lukas	A 14 OCT 2000
2	HOLZL Michael	S 27 MAR 2003
3	HOLZWEBER Jan Maximilian	A 12 AUG 1996
4	ECKERSTORFER Elias	D 22 JUN 2003
5	WIESINGER Marcel	D 19 DEC 2003
6	WALCHSHOFER Elias	S 1 JUL 1995
7	EINSIEDLER Philipp	D 18 JUN 2004
8	PUHRINGER Martin	A 4 JAN 1998
9	MULLEHNER Karl	A 13 MAY 1997
10	HOFSTADLER-TROBINGER Fabian	D 24 APR 2001

Coach: SIMON Siegfried

AUT Played		
PR	SUI	3- 0
PR	BRA	0- 3
PR	GER	1- 3
QF	ITA	3- 0
SF	GER	1- 3

Legend:

(C) Captain No. Number PR Preliminary Round SF Semifinal



WED 13 AUG 2025
Start Time: 13:00

Results

Match M21

Switzerland (SUI) 1 - 3 Austria (AUT)

Referees: OBERKERSCH Alwin (GER) / NIEMANN Olaf (GER)

Match Summary		Result	Set 1	Set 2	Set 3	Set 4
Switzerland	SUI	1	8	12	7	7
Austria	AUT	3	11	10	11	11
Duration		74 min	17 min	24 min	19 min	14 min

Game Progress

Set 1	SUI		1	1	1	2	2	2	2	3	3	4	5	6	7	8	8	8	8	8	8
	AUT		0	1	2	2	3	4	5	5	6	6	6	6	6	7	8	9	10	11	11
Set 2	SUI		0	1	1	2	2	3	4	4	5	5	6	6	6	7	8	8	8	9	10
	AUT		1	1	2	2	3	3	3	4	4	5	5	6	7	7	7	8	9	9	10
Set 3	SUI		0	0	0	0	1	1	2	3	4	4	5	5	6	7	7	7	7	7	7
	AUT		1	2	3	4	4	5	5	5	5	6	6	7	7	7	8	9	10	11	11
Set 4	SUI		0	1	1	2	2	3	3	4	4	4	4	5	5	6	6	7	7	7	7
	AUT		1	1	2	2	3	3	4	4	5	6	7	7	8	8	9	9	10	11	11



Start List

Match M17

CHI vs ITA

Referees: SIMADER Tanja (AUT) / MEIER Marcel (SUI)

CHI - Chile

No.	Name	Date of Birth
1	HEPP Damian	A 4 DEC 2008
2	EHRENFELD Bastian	D24 MAY 2003
3	MODINGER Eduardo	A 6 JAN 1991
4	ARRIAGADA Matias	S26 NOV 2005
5	WERNER Joaquin	D 25 JUN 1990
6	WELLMANN Christian	D 5 MAR 1992
9	GRUSS Andres	A 9 APR 2002
10	WILHELM Lucas	D17 APR 2003

Coach: BOTTGER Rodrigo

CHI Played		
PR	ITA	3- 2
PR	NZL	3- 1
PR	ARG	3- 1
QF	SUI	0- 3
CL5-8	NZL	3- 1

ITA - Italy

No.	Name	Date of Birth
4	THALMANN Dennis	A 3 JUL 2006
5	DEUTSCH Philipp	D12 NOV 2006
6	THALMANN Diego	D17 SEP 2009
7	KUEN Leo	A 7 JAN 2006
8	OBEXER Fabian	D16 MAY 1989
9	RUNER Armin	A 27 FEB 1987
11	UNTERKOFER Florin	D 7 SEP 2003
12	ZIPPERLE Daniel	A 24 JUN 2002
77	MENZ Moritz	A 12 JUL 1995
99	SCHWARZ Valentin	D20 DEC 1993

Coach: RUNER Florian

ITA Played		
PR	CHI	2- 3
PR	ARG	3- 1
PR	NZL	3- 0
QF	AUT	0- 3
CL5-8	ARG	3- 0

Legend:

(C) Captain

No. Number

PR Preliminary Round



WED 13 AUG 2025
Start Time: 13:30

Results

Match M17

Chile (CHI) 2 - 3 Italy (ITA)

Referees: SIMADER Tanja (AUT) / MEIER Marcel (SUI)

Match Summary		Result	Set 1	Set 2	Set 3	Set 4	Set 5
Chile	CHI	2	11	10	9	11	4
Italy	ITA	3	8	12	11	3	11
Duration		76 min	15 min	19 min	17 min	12 min	13 min

Game Progress

Set 1	CHI		0	0	0	1	2	3	4	4	4	5	5	6	7	8	8	9	9	10	11			
	ITA		1	2	3	3	3	3	3	4	5	5	6	6	6	6	7	7	8	8	8			
Set 2	CHI		0	1	2	2	3	3	4	4	4	5	6	6	6	6	7	7	7	8	9	10	10	10
	ITA		1	1	1	2	2	3	3	4	5	5	5	6	7	8	8	9	10	10	10	10	11	12
Set 3	CHI		0	1	1	2	2	3	3	3	4	5	5	6	6	6	7	7	8	9	9	9		
	ITA		1	1	2	2	3	3	4	5	5	5	6	6	7	8	8	9	9	9	10	11		
Set 4	CHI		1	2	3	4	5	6	6	7	8	9	9	9	10	11								
	ITA		0	0	0	0	0	0	1	1	1	1	2	3	3	3								
Set 5	CHI		0	0	0	0	0	0	1	2	2	2	2	2	3	4	4							
	ITA		1	2	3	4	5	6	6	6	7	8	9	10	10	10	11							



Start List

Match M22

BRA vs GER

Referees: SIEBER Patrick (SUI) / KINDLER Eric (USA)

BRA - Brazil

No.	Name	Date of Birth
1	D'AGOSTIN Mateus	A20 DEC 2007
2	GOULART Vinicius	D17 NOV 1994
3	GOLDANI Erminio	D 7 MAR 2002
4	SÜFFERT Thomas	D26 MAR 2001
5	HOLZ Arthur	S 19 FEB 2003
6	PETRY HECK Gabriel	A10 DEC 1999
7	ENGLERT Alvaro	D28 MAR 1989
8	WAZLAWICK DRUMM Gabriel	D22 APR 1999
9	ARNOLD Bruno	A 2 JUN 2001
10	BLOS JUNG Mateus	D 2 APR 2003

Coach: BECKER Daniel Augusto

BRA Played		
PR	GER	3- 1
PR	AUT	3- 0
PR	SUI	3- 0
SF	SUI	3- 0

GER - Germany

No.	Name	Date of Birth
3	HOFMANN Philip	A 3 MAR 1995
4	JUNGCLAUSSEN Johannes	A 6 FEB 1999
5	LUTZ Maximilian	A19 OCT 1993
6	KILPPER Jakob	D 6 AUG 1999
7	JUNGCLAUSSEN Jaro	S 25 JAN 1997
8	KRAUT Oliver	D11 JUN 1996
9	LÜTZOW Timon	A16 MAR 1996
10	HARTUNG Tom	D11 MAR 2000
12	SPILLE Hauke	S 28 FEB 1999
13	KLASSEN Felix	D 13 JAN 1993

Coach: NEUENFELD Olaf

GER Played		
PR	BRA	1- 3
PR	SUI	3- 0
PR	AUT	3- 1
SF	AUT	3- 1

Legend:

(C) Captain No. Number PR Preliminary Round SF Semifinal



Results

Match M22

Brazil (BRA) 3 - 0 Germany (GER)

Referees: SIEBER Patrick (SUI) / KINDLER Eric (USA)

Match Summary		Result	Set 1	Set 2	Set 3
Brazil	BRA	3	11	11	11
Germany	GER	0	9	5	5
Duration		48 min	19 min	16 min	13 min

Game Progress

Set 1	BRA		0	1	2	2	3	3	4	5	6	6	7	7	8	9	9	9	9	10	10	11
	GER		1	1	1	2	2	3	3	3	3	4	4	5	5	5	6	7	8	8	9	9
Set 2	BRA		0	1	1	2	3	4	5	6	6	7	7	8	9	10	10	11				
	GER		1	1	2	2	2	2	2	2	3	3	4	4	4	4	5	5				
Set 3	BRA		1	1	2	3	4	5	6	6	7	8	9	9	9	10	10	11				
	GER		0	1	1	1	1	1	1	2	2	2	2	3	4	4	5	5				



Start List

Match M19

BRA vs SUI

Referees: OBERKERSCH Alwin (GER) / HELDMAIER Nicole (GER)

BRA - Brazil

No.	Name	Date of Birth
1	D'AGOSTIN Mateus	A20 DEC 2007
2	GOULART Vinicius	D17 NOV 1994
3	GOLDANI Erminio	D 7 MAR 2002
4	SÜFFERT Thomas	D26 MAR 2001
5	HOLZ Arthur	S 19 FEB 2003
6	PETRY HECK Gabriel	A10 DEC 1999
7	ENGLERT Alvaro	D28 MAR 1989
8	WAZLAWICK DRUMM Gabriel	D22 APR 1999
9	ARNOLD Bruno	A 2 JUN 2001
10	BLOS JUNG Mateus	D 2 APR 2003

Coach: BECKER Daniel Augusto

BRA Played		
PR	GER	3- 1
PR	AUT	3- 0
PR	SUI	3- 0

SUI - Switzerland

No.	Name	Date of Birth
1	RHYN Dominik	A27 JUN 1997
3	SCHLATTINGER Raphael	A17 APR 1993
5	LANDOLT Yanick	A 1 OCT 1998
7	VOIT Nicolas	S 16 JUN 1999
8	FEHR Nicolas	D 14 JUN 1996
9	STRASSMANN Rico	S27 SEP 1999
10	HEITZ Leon	D21 FEB 2000
11	LASSER Christian	A 4 AUG 1991
12	STEINBAUER Cedric	D30 DEC 2001
13	MÜLLER Malik	D24 MAR 1995

Coach: KUNZ Fabio

SUI Played		
PR	AUT	0- 3
PR	GER	0- 3
PR	BRA	0- 3
QF	CHI	3- 0

Legend:

(C) Captain

No. Number

PR Preliminary Round



Results

Match M19

Brazil (BRA) 3 - 0 Switzerland (SUI)

Referees: OBERKERSCH Alwin (GER) / HELDMAIER Nicole (GER)

Match Summary		Result	Set 1	Set 2	Set 3
Brazil	BRA	3	13	15	11
Switzerland	SUI	0	11	14	6
Duration		62 min	20 min	27 min	15 min

Game Progress

Set 1	BRA		1	1	2	2	2	3	4	5	6	6	7	7	8	8	8	9	9	10	10	10	11	11	12	13				
	SUI		0	1	1	2	3	3	3	3	3	4	4	5	5	6	7	7	8	8	9	10	10	11	11	11				
Set 2	BRA		1	2	2	2	2	2	3	3	4	4	5	5	6	6	7	8	8	9	10	10	11	11	12	12	13	13	14	15
	SUI		0	0	1	2	3	4	5	5	6	6	7	7	8	8	9	9	9	10	10	10	11	11	12	12	13	13	14	14
Set 3	BRA		1	1	2	3	4	4	5	6	7	7	8	8	9	10	10	10	11											
	SUI		0	1	1	1	1	2	2	2	2	3	3	4	4	4	5	6	6											



Start List

Match M20

GER vs AUT

Referees: KINDLER Eric (USA) / SIEBER Patrick (SUI)

GER - Germany

No.	Name	Date of Birth
3	HOFMANN Philip	A 3 MAR 1995
4	JUNGCLAUSSEN Johannes	A 6 FEB 1999
5	LUTZ Maximilian	A19 OCT 1993
6	KILPPER Jakob	D 6 AUG 1999
7	JUNGCLAUSSEN Jaro	S 25 JAN 1997
8	KRAUT Oliver	D11 JUN 1996
9	LÜTZOW Timon	A16 MAR 1996
10	HARTUNG Tom	D11 MAR 2000
12	SPILLE Hauke	S 28 FEB 1999
13	KLASSEN Felix	D 13 JAN 1993

Coach: NEUENFELD Olaf

GER Played		
PR	BRA	1- 3
PR	SUI	3- 0
PR	AUT	3- 1

AUT - Austria

No.	Name	Date of Birth
1	EIDENHAMMER Lukas	A14 OCT 2000
2	HOLZL Michael	S27 MAR 2003
3	HOLZWEBER Jan Maximilian	A12 AUG 1996
4	ECKERSTORFER Elias	D22 JUN 2003
5	WIESINGER Marcel	D19 DEC 2003
6	WALCHSHOFER Elias	S 1 JUL 1995
7	EINSIEDLER Philipp	D 18 JUN 2004
8	PUHRINGER Martin	A 4 JAN 1998
9	MULLEHNER Karl	A13 MAY 1997
10	HOFSTADLER-TROBINGER Fabian	D24 APR 2001

Coach: SIMON Siegfried

AUT Played		
PR	SUI	3- 0
PR	BRA	0- 3
PR	GER	1- 3
QF	ITA	3- 0

Legend:

(C) Captain

No. Number

PR Preliminary Round



Results

Match M20

Germany (GER) 3 - 1 Austria (AUT)

Referees: KINDLER Eric (USA) / SIEBER Patrick (SUI)

Match Summary		Result	Set 1	Set 2	Set 3	Set 4
Germany	GER	3	11	7	15	11
Austria	AUT	1	7	11	13	9
Duration		65 min	12 min	13 min	25 min	15 min

Game Progress

Set 1	GER		0	1	1	2	2	3	4	5	6	6	7	7	8	9	9	9	10	11
	AUT		1	1	2	2	3	3	3	3	3	4	4	5	5	5	6	7	7	7

Set 2	GER		0	0	1	2	2	3	4	4	5	5	5	6	6	6	7	7	7	7
	AUT		1	2	2	2	3	3	3	4	4	5	6	6	7	8	8	9	10	11

Set 3	GER		0	1	1	1	2	2	2	2	3	3	4	5	6	7	7	8	8	9	10	10	10	11	12	12	13	13	14	15
	AUT		1	1	2	3	3	4	5	6	6	7	7	7	7	7	8	8	9	9	9	10	11	11	11	12	12	13	13	13

Set 4	GER		0	0	0	1	1	2	2	3	4	5	6	7	7	7	7	8	8	9	10	11
	AUT		1	2	3	3	4	4	5	5	5	5	5	5	6	7	8	8	9	9	9	9



Start List

Match M15

CHI vs NZL

Referees: SIEBER Patrick (SUI) / TENY ING. Werner (AUT)

CHI - Chile

No.	Name	Date of Birth
1	HEPP Damian	A 4 DEC 2008
2	EHRENFELD Bastian	D24 MAY 2003
3	MODINGER Eduardo	A 6 JAN 1991
4	ARRIAGADA Matias	S26 NOV 2005
5	WERNER Joaquin	D 25 JUN 1990
6	WELLMANN Christian	D 5 MAR 1992
9	GRUSS Andres	A 9 APR 2002
10	WILHELM Lucas	D17 APR 2003

Coach: BOTTGER Rodrigo

CHI Played		
PR	ITA	3- 2
PR	NZL	3- 1
PR	ARG	3- 1
QF	SUI	0- 3

NZL - New Zealand

No.	Name	Date of Birth
4	BAKER Kenny	A17 DEC 1996
8	KENSELL Samuel	D16 MAY 1998
10	TOMKINSON Andrei	A 7 FEB 2004
11	BRADLEY Connor	D29 JAN 1998
19	PHILLIPS Jaydon	D 15 JUL 2000
20	KEMPF Jesse	S 2 MAR 1994
21	KEMPF Sam	D24 SEP 1995
22	CAMERON Josh	A14 NOV 2002
23	ROSER Bill	D 18 JUN 1998

Coach: KEMPF Rene Michel

NZL Played		
PR	ARG	0- 3
PR	CHI	1- 3
PR	ITA	0- 3

Legend:

(C) Captain

No. Number

PR

Preliminary Round



Results

Match M15

Chile (CHI) 3 - 1 New Zealand (NZL)

Referees: SIEBER Patrick (SUI) / TENY ING. Werner (AUT)

Match Summary		Result	Set 1	Set 2	Set 3	Set 4
Chile	CHI	3	12	7	11	11
New Zealand	NZL	1	10	11	7	6
Duration		57 min	17 min	13 min	13 min	14 min

Game Progress

Set 1	CHI		0	1	1	2	2	3	4	5	5	5	6	6	6	7	7	7	8	8	9	10	11	12
	NZL		1	1	2	2	3	3	3	3	4	5	5	6	7	7	8	9	9	10	10	10	10	10
Set 2	CHI		1	1	1	1	1	1	2	3	3	4	4	5	5	6	6	6	7	7				
	NZL		0	1	2	3	4	5	5	5	6	6	7	7	8	8	9	10	10	10	10	10	10	11
Set 3	CHI		1	1	1	2	2	3	4	4	5	5	6	6	7	7	8	9	10	11				
	NZL		0	1	2	2	3	3	3	4	4	5	5	6	6	7	7	7	7	7	7	7	7	7
Set 4	CHI		1	1	2	2	2	3	4	5	6	7	8	9	9	10	10	10	10	11				
	NZL		0	1	1	2	3	3	3	3	3	3	3	3	3	4	4	5	6	6				



Start List

Match M16

ITA vs ARG

Referees: NIEMANN Olaf (GER) / HELDMAIER Nicole (GER)

ITA - Italy

No.	Name	Date of Birth
4	THALMANN Dennis	A 3 JUL 2006
5	DEUTSCH Philipp	D12 NOV 2006
6	THALMANN Diego	D17 SEP 2009
7	KUEN Leo	A 7 JAN 2006
8	OBEXER Fabian	D16 MAY 1989
9	RUNER Armin	A27 FEB 1987
11	UNTERKOFLER Florin	D 7 SEP 2003
12	ZIPPERLE Daniel	A24 JUN 2002
77	MENZ Moritz	A 12 JUL 1995
99	SCHWARZ Valentin	D20 DEC 1993

Coach: RUNER Florian

ITA Played		
PR	CHI	2- 3
PR	ARG	3- 1
PR	NZL	3- 0
QF	AUT	0- 3

ARG - Argentina

No.	Name	Date of Birth
1	VENER Nahuel Ezequiel	A19 MAY 2005
3	KONIG Christian Georg	D29 JAN 1998
4	BESSONE Felipe	S19 NOV 2008
6	FRITZ Federico Gerardo	D20 MAR 1985
7	VENER Sebastian Ignacio	D12 MAY 1994
9	KLOOS Francisco	A29 OCT 2003
10	MOZETIC Julian	D 15 JUL 1995

Coach: SALAS Rodrigo (USA)

ARG Played		
PR	NZL	3- 0
PR	ITA	1- 3
PR	CHI	1- 3

Legend:

(C) Captain

No. Number

PR Preliminary Round



Results

Match M16

Italy (ITA) 3 - 0 Argentina (ARG)

Referees: NIEMANN Olaf (GER) / HELDMAIER Nicole (GER)

Match Summary		Result	Set 1	Set 2	Set 3
Italy	ITA	3	11	11	11
Argentina	ARG	0	7	3	9
Duration		38 min	11 min	10 min	17 min

Game Progress

Set 1	ITA		0	0	1	1	2	2	3	4	5	5	6	6	7	8	9	10	11
	ARG		1	2	3	3	4	4	5	5	5	5	6	6	7	7	7	7	7
Set 2	ITA		1	1	2	3	4	4	5	6	7	8	9	10	10	11			
	ARG		0	1	1	1	1	2	2	2	2	2	2	2	3	3			
Set 3	ITA		0	0	1	2	3	3	3	4	4	5	5	6	6	7	8	9	10
	ARG		1	2	2	2	2	3	4	4	5	5	6	6	7	7	7	7	8
																			9



Start List

Match M13

SUI vs CHI

Referees: TENY ING. Werner (AUT) / SIMADER Tanja (AUT)

SUI - Switzerland

No.	Name	Date of Birth
1	RHYN Dominik	A 27 JUN 1997
3	SCHLATTINGER Raphael	A 17 APR 1993
5	LANDOLT Yanick	A 1 OCT 1998
7	VOIT Nicolas	S 16 JUN 1999
8	FEHR Nicolas	D 14 JUN 1996
9	STRASSMANN Rico	S 27 SEP 1999
10	HEITZ Leon	D 21 FEB 2000
11	LASSER Christian	A 4 AUG 1991
12	STEINBAUER Cedric	D 30 DEC 2001
13	MÜLLER Malik	D 24 MAR 1995

Coach: KUNZ Fabio

SUI Played		
PR	AUT	0- 3
PR	GER	0- 3
PR	BRA	0- 3

CHI - Chile

No.	Name	Date of Birth
1	HEPP Damian	A 4 DEC 2008
2	EHRENFELD Bastian	D 24 MAY 2003
3	MODINGER Eduardo	A 6 JAN 1991
4	ARRIAGADA Matias	S 26 NOV 2005
5	WERNER Joaquin	D 25 JUN 1990
6	WELLMANN Christian	D 5 MAR 1992
9	GRUSS Andres	A 9 APR 2002
10	WILHELM Lucas	D 17 APR 2003

Coach: BOTTGER Rodrigo

CHI Played		
PR	ITA	3- 2
PR	NZL	3- 1
PR	ARG	3- 1

Legend:

(C) Captain

No. Number

PR Preliminary Round



Results

Match M13

Switzerland (SUI) 3 - 0 Chile (CHI)

Referees: TENY ING. Werner (AUT) / SIMADER Tanja (AUT)

Match Summary		Result	Set 1	Set 2	Set 3
Switzerland	SUI	3	11	11	15
Chile	CHI	0	9	6	14
Duration		50 min	16 min	12 min	22 min

Game Progress

Set 1	SUI		0	0	1	2	2	2	2	3	4	4	5	5	5	6	7	7	8	9	10	11
	CHI		1	2	2	2	3	4	5	5	5	6	6	7	8	8	8	9	9	9	9	9

Set 2	SUI		1	1	2	3	3	4	5	5	6	6	7	8	9	9	9	9	10	11
	CHI		0	1	1	1	2	2	2	3	3	4	4	4	4	5	6	6	6	6

Set 3	SUI		0	1	1	1	2	3	3	3	4	5	6	6	6	7	8	8	9	9	10	10	10	11	12	12	12	13	14	14	15
	CHI		1	1	2	3	3	3	4	5	5	5	5	6	7	7	7	8	8	9	9	10	10	11	11	11	12	13	13	13	14



Start List

Match M14

AUT vs ITA

Referees: NIEMANN Olaf (GER) / KINDLER Eric (USA)

AUT - Austria

No.	Name	Date of Birth
1	EIDENHAMMER Lukas	A14 OCT 2000
2	HOLZL Michael	S27 MAR 2003
3	HOLZWEBER Jan Maximilian	A12 AUG 1996
4	ECKERSTORFER Elias	D22 JUN 2003
5	WIESINGER Marcel	D19 DEC 2003
6	WALCHSHOFER Elias	S 1 JUL 1995
7	EINSIEDLER Philipp	D 18 JUN 2004
8	PUHRINGER Martin	A 4 JAN 1998
9	MULLEHNER Karl	A13 MAY 1997
10	HOFSTADLER-TROBINGER Fabian	D24 APR 2001

Coach: SIMON Siegfried

AUT Played		
PR	SUI	3- 0
PR	BRA	0- 3
PR	GER	1- 3

ITA - Italy

No.	Name	Date of Birth
4	THALMANN Dennis	A 3 JUL 2006
5	DEUTSCH Philipp	D12 NOV 2006
6	THALMANN Diego	D17 SEP 2009
7	KUEN Leo	A 7 JAN 2006
8	OBEXER Fabian	D16 MAY 1989
9	RUNER Armin	A27 FEB 1987
11	UNTERKOFLER Florin	D 7 SEP 2003
12	ZIPPERLE Daniel	A24 JUN 2002
77	MENZ Moritz	A 12 JUL 1995
99	SCHWARZ Valentin	D20 DEC 1993

Coach: RUNER Florian

ITA Played		
PR	CHI	2- 3
PR	ARG	3- 1
PR	NZL	3- 0

Legend:

(C) Captain

No. Number

PR Preliminary Round



Results

Match M14

Austria (AUT) 3 - 0 Italy (ITA)

Referees: NIEMANN Olaf (GER) / KINDLER Eric (USA)

Match Summary		Result	Set 1	Set 2	Set 3
Austria	AUT	3	11	13	11
Italy	ITA	0	7	11	6
Duration		41 min	11 min	16 min	14 min

Game Progress

Set 1	AUT		1	2	3	3	3	4	4	5	6	7	7	7	8	8	9	9	10	11						
	ITA		0	0	0	1	2	2	3	3	3	3	4	5	5	6	6	7	7	7						
Set 2	AUT		0	0	1	2	3	3	4	4	5	5	6	6	7	7	7	8	8	9	9	10	11	11	12	13
	ITA		1	2	2	2	2	3	3	4	4	5	5	6	6	7	8	8	9	9	10	10	10	11	11	11
Set 3	AUT		0	1	2	2	3	4	4	4	5	5	6	7	8	9	9	10	11							
	ITA		1	1	1	2	2	2	3	4	4	5	5	5	5	5	6	6	6							



Start List

Match M01

CHI vs ITA

Referees: TENY ING. Werner (AUT) / HELDMAIER Nicole (GER)

CHI - Chile

No.	Name	Date of Birth
1	HEPP Damian	4 DEC 2008
2	EHRENFELD Bastian	24 MAY 2003
3	MODINGER Eduardo	6 JAN 1991
4	ARRIAGADA Matias	26 NOV 2005
5	WERNER Joaquin	25 JUN 1990
6	WELLMANN Christian	5 MAR 1992
9	GRUSS Andres	9 APR 2002
10	WILHELM Lucas	17 APR 2003

Coach: BOTTGER Rodrigo

CHI Played		
PR	ITA	9 AUG
PR	NZL	10 AUG
PR	ARG	10 AUG

ITA - Italy

No.	Name	Date of Birth
4	THALMANN Dennis	3 JUL 2006
5	DEUTSCH Philipp	12 NOV 2006
6	THALMANN Diego	17 SEP 2009
7	KUEN Leo	7 JAN 2006
8	OBEXER Fabian	16 MAY 1989
9	RUNER Armin	27 FEB 1987
11	UNTERKOFER Florin	7 SEP 2003
12	ZIPPERLE Daniel	24 JUN 2002
77	MENZ Moritz	12 JUL 1995
99	SCHWARZ Valentin	20 DEC 1993

Coach: RUNER Florian

ITA Played		
PR	CHI	9 AUG
PR	ARG	10 AUG
PR	NZL	10 AUG

Legend:

(C) Captain

No. Number

PR Preliminary Round



Results

Match M01

Chile (CHI) 3 - 2 Italy (ITA)

Referees: TENY ING. Werner (AUT) / HELDMAIER Nicole (GER)

Match Summary		Result	Set 1	Set 2	Set 3	Set 4	Set 5
Chile	CHI	3	11	11	5	11	13
Italy	ITA	2	13	7	11	3	11
Duration		90 min	17 min	14 min	11 min	17 min	31 min

Game Progress

Set 1	CHI		0	1	2	2	2	3	3	3	4	5	5	5	6	6	6	7	8	9	9	10	10	11	11	11
	ITA		1	1	1	2	3	3	4	5	5	5	6	7	7	8	9	9	9	9	10	10	11	11	12	13
Set 2	CHI		0	1	2	3	3	4	4	5	5	6	7	7	8	9	9	10	10	11						
	ITA		1	1	1	1	2	2	3	3	4	4	4	5	5	5	6	6	7	7						
Set 3	CHI		0	1	2	2	3	3	4	4	4	5	5	5	5	5	5	5								
	ITA		1	1	1	2	2	3	3	4	5	5	6	7	8	9	10	11								
Set 4	CHI		0	1	2	3	4	5	5	6	7	8	8	9	10	11										
	ITA		1	1	1	1	1	1	2	2	2	2	3	3	3	3	3									
Set 5	CHI		0	1	1	2	3	4	4	5	6	6	6	7	7	8	8	8	9	9	10	10	11	11	12	13
	ITA		1	1	2	2	2	2	3	3	3	4	5	5	6	6	7	8	8	9	9	10	10	11	11	11



Start List

Match M02

ARG vs NZL

Referees: OBERKERSCH Alwin (GER) / SIMADER Tanja (AUT)

ARG - Argentina

No.	Name	Date of Birth
1	VENER Nahuel Ezequiel	19 MAY 2005
3	KONIG Christian Georg	29 JAN 1998
4	BESSONE Felipe	19 NOV 2008
6	FRITZ Federico Gerardo	20 MAR 1985
7	VENER Sebastian Ignacio	12 MAY 1994
9	KLOOS Francisco	29 OCT 2003
10	MOZETIC Julian	15 JUL 1995

Coach: SALAS Rodrigo (USA)

ARG Played		
PR	NZL	9 AUG
PR	ITA	10 AUG
PR	CHI	10 AUG

NZL - New Zealand

No.	Name	Date of Birth
4	BAKER Kenny	17 DEC 1996
8	KENSELL Samuel	16 MAY 1998
10	TOMKINSON Andrei	7 FEB 2004
11	BRADLEY Connor	29 JAN 1998
19	PHILLIPS Jaydon	15 JUL 2000
20	KEMPF Jesse	2 MAR 1994
21	KEMPF Sam	24 SEP 1995
22	CAMERON Josh	14 NOV 2002
23	ROSER Bill	18 JUN 1998

Coach: KEMPF Rene Michel

NZL Played		
PR	ARG	9 AUG
PR	CHI	10 AUG
PR	ITA	10 AUG

Legend:

(C) Captain

No. Number

PR Preliminary Round



Results

Match M02

Argentina (ARG) 3 - 0 New Zealand (NZL)

Referees: OBERKERSCH Alwin (GER) / SIMADER Tanja (AUT)

Match Summary		Result	Set 1	Set 2	Set 3
Argentina	ARG	3	11	15	11
New Zealand	NZL	0	4	13	9
Duration		47 min	11 min	22 min	14 min

Game Progress

Set 1	ARG		1	1	2	3	3	3	4	5	6	6	7	8	9	10	11													
	NZL		0	1	1	1	2	3	3	3	3	4	4	4	4	4	4													
Set 2	ARG		1	2	2	3	3	3	4	4	5	5	6	7	7	8	9	10	10	10	10	10	10	11	12	12	13	13	14	15
	NZL		0	0	1	1	2	3	3	4	4	5	5	5	6	6	6	6	7	8	9	10	11	11	11	12	12	13	13	13
Set 3	ARG		0	1	1	1	1	2	2	3	4	4	5	5	6	7	8	9	9	10	10	11								
	NZL		1	1	2	3	4	4	5	5	5	6	6	7	7	7	7	7	8	8	9	9								



Start List

Match M05

CHI vs NZL

Referees: OBERKERSCH Alwin (GER) / HELDMAIER Nicole (GER)

CHI - Chile

No.	Name	Date of Birth
1	HEPP Damian	4 DEC 2008
2	EHRENFELD Bastian	24 MAY 2003
3	MODINGER Eduardo	6 JAN 1991
4	ARRIAGADA Matias	26 NOV 2005
5	WERNER Joaquin	25 JUN 1990
6	WELLMANN Christian	5 MAR 1992
9	GRUSS Andres	9 APR 2002
10	WILHELM Lucas	17 APR 2003

Coach: BOTTGER Rodrigo

CHI Played		
PR	ITA	3- 2
PR	NZL	11 AUG
PR	ARG	11 AUG

NZL - New Zealand

No.	Name	Date of Birth
4	BAKER Kenny	17 DEC 1996
8	KENSELL Samuel	16 MAY 1998
10	TOMKINSON Andrei	7 FEB 2004
11	BRADLEY Connor	29 JAN 1998
19	PHILLIPS Jaydon	15 JUL 2000
20	KEMPF Jesse	2 MAR 1994
21	KEMPF Sam	24 SEP 1995
22	CAMERON Josh	14 NOV 2002
23	ROSER Bill	18 JUN 1998

Coach: KEMPF Rene Michel

NZL Played		
PR	ARG	0- 3
PR	CHI	11 AUG
PR	ITA	11 AUG

Legend:

(C) Captain No. Number PR Preliminary Round

Start Time changed due to weather conditions



Results

Match M05

Chile (CHI) 3 - 1 New Zealand (NZL)

Referees: OBERKERSCH Alwin (GER) / HELDMAIER Nicole (GER)

Match Summary		Result	Set 1	Set 2	Set 3	Set 4
Chile	CHI	3	11	9	11	15
New Zealand	NZL	1	8	11	8	13
Duration		65 min	15 min	14 min	13 min	23 min

Game Progress

Set 1	CHI		1	1	1	2	3	3	4	5	5	6	6	7	7	8	9	9	10	11
	NZL		0	1	2	3	3	3	4	4	4	5	5	6	7	7	8	8	8	8

Set 2	CHI		1	2	2	3	4	4	4	5	5	5	5	5	6	6	7	7	8	9	9
	NZL		0	0	1	1	1	2	3	3	4	5	6	7	8	8	9	9	10	10	10

Set 3	CHI		1	2	2	2	3	3	4	5	6	7	7	7	7	8	9	10	10	11
	NZL		0	0	1	2	2	3	3	3	3	3	4	5	6	7	7	7	8	8

Set 4	CHI		0	1	1	1	2	2	3	4	4	4	5	5	5	6	7	8	8	9	10	10	10	11	11	12	13	13	14	15
	NZL		1	1	2	3	3	4	4	4	5	6	6	7	8	8	8	8	9	9	9	10	11	11	12	12	12	13	13	13



Start List

Match M06

ARG vs ITA

Referees: SIEBER Patrick (SUI) / TENY ING. Werner (AUT)

ARG - Argentina

No.	Name	Date of Birth
1	VENER Nahuel Ezequiel	19 MAY 2005
3	KONIG Christian Georg	29 JAN 1998
4	BESSONE Felipe	19 NOV 2008
6	FRITZ Federico Gerardo	20 MAR 1985
7	VENER Sebastian Ignacio	12 MAY 1994
9	KLOOS Francisco	29 OCT 2003
10	MOZETIC Julian	15 JUL 1995

Coach: SALAS Rodrigo (USA)

ARG Played		
PR	NZL	3- 0
PR	ITA	11 AUG
PR	CHI	11 AUG

ITA - Italy

No.	Name	Date of Birth
4	THALMANN Dennis	3 JUL 2006
5	DEUTSCH Philipp	12 NOV 2006
6	THALMANN Diego	17 SEP 2009
7	KUEN Leo	7 JAN 2006
8	OBEXER Fabian	16 MAY 1989
9	RUNER Armin	27 FEB 1987
11	UNTERKOFLER Florin	7 SEP 2003
12	ZIPPERLE Daniel	24 JUN 2002
77	MENZ Moritz	12 JUL 1995
99	SCHWARZ Valentin	20 DEC 1993

Coach: RUNER Florian

ITA Played		
PR	CHI	2- 3
PR	ARG	11 AUG
PR	NZL	11 AUG

Legend:				
(C)	Captain	No.	Number	PR Preliminary Round

Start Time changed due to weather conditions



Results

Match M06

Argentina (ARG) 1 - 3 Italy (ITA)

Referees: SIEBER Patrick (SUI) / TENY ING. Werner (AUT)

Match Summary		Result	Set 1	Set 2	Set 3	Set 4
Argentina	ARG	1	9	11	9	5
Italy	ITA	3	11	9	11	11
Duration		48 min	10 min	13 min	13 min	12 min

Game Progress

Set 1	ARG		1	1	2	2	3	3	3	4	4	5	5	6	6	7	8	8	8	9	9	
	ITA		0	1	1	2	2	3	4	4	5	5	6	6	7	7	8	9	10	10	11	
Set 2	ARG		0	1	1	2	2	2	2	3	4	5	5	6	6	6	7	8	8	9	10	11
	ITA		1	1	2	2	3	4	5	5	5	5	6	6	7	8	8	8	9	9	9	9
Set 3	ARG		1	1	2	2	2	3	3	4	4	4	5	5	5	6	7	7	8	9	9	9
	ITA		0	1	1	2	3	3	4	4	5	6	6	7	8	8	8	9	9	9	10	11
Set 4	ARG		0	1	2	2	2	3	3	3	3	4	4	4	4	4	5	5				
	ITA		1	1	1	2	3	3	4	5	6	6	7	8	9	10	10	11				



Start List

Match M09

CHI vs ARG

Referees: SIMADER Tanja (AUT) / NIEMANN Olaf (GER)

CHI - Chile

No.	Name	Date of Birth
1	HEPP Damian	4 DEC 2008
2	EHRENFELD Bastian	24 MAY 2003
3	MODINGER Eduardo	6 JAN 1991
4	ARRIAGADA Matias	26 NOV 2005
5	WERNER Joaquin	25 JUN 1990
6	WELLMANN Christian	5 MAR 1992
9	GRUSS Andres	9 APR 2002
10	WILHELM Lucas	17 APR 2003

Coach: BOTTGER Rodrigo

CHI Played		
PR	ITA	3- 2
PR	NZL	11 AUG
PR	ARG	11 AUG

ARG - Argentina

No.	Name	Date of Birth
1	VENER Nahuel Ezequiel	19 MAY 2005
3	KONIG Christian Georg	29 JAN 1998
4	BESSONE Felipe	19 NOV 2008
6	FRITZ Federico Gerardo	20 MAR 1985
7	VENER Sebastian Ignacio	12 MAY 1994
9	KLOOS Francisco	29 OCT 2003
10	MOZETIC Julian	15 JUL 1995

Coach: SALAS Rodrigo (USA)

ARG Played		
PR	NZL	3- 0
PR	ITA	11 AUG
PR	CHI	11 AUG

Legend:

(C) Captain

No. Number

PR

Preliminary Round



Results

Match W09

Chile (CHI) 3 - 0 Argentina (ARG)

Referees: HELDMAIER Nicole (GER) / KINDLER Eric (USA)

Match Summary		Result	Set 1	Set 2	Set 3
Chile	CHI	3	11	11	14
Argentina	ARG	0	8	8	12
Duration		43 min	13 min	12 min	18 min

Game Progress

Set 1	CHI		1	1	2	2	2	3	4	5	6	6	7	7	8	8	9	9	10	11
	ARG		0	1	2	2	3	4	4	4	4	5	5	6	6	7	7	8	8	8

Set 2	CHI		1	1	2	2	3	3	3	4	4	5	6	7	8	8	9	9	10	10	11
	ARG		0	1	1	2	2	3	4	4	5	5	5	5	5	6	6	7	7	8	8

Set 3	CHI		1	2	2	2	3	4	4	5	5	5	6	6	7	8	8	8	9	9	10	10	11	11	12	12	13	14
	ARG		0	0	1	2	2	2	3	3	4	5	5	6	6	6	7	8	8	9	9	10	10	11	11	12	12	12



Start List

Match M10

ITA vs NZL

Referees: HELDMAIER Nicole (GER) / OBERKERSCH Alwin (GER)

ITA - Italy

No.	Name	Date of Birth
4	THALMANN Dennis	3 JUL 2006
5	DEUTSCH Philipp	12 NOV 2006
6	THALMANN Diego	17 SEP 2009
7	KUEN Leo	7 JAN 2006
8	OBEXER Fabian	16 MAY 1989
9	RUNER Armin	27 FEB 1987
11	UNTERKOFLER Florin	7 SEP 2003
12	ZIPPERLE Daniel	24 JUN 2002
77	MENZ Moritz	12 JUL 1995
99	SCHWARZ Valentin	20 DEC 1993

Coach: RUNER Florian

ITA Played		
PR	CHI	2- 3
PR	ARG	11 AUG
PR	NZL	11 AUG

NZL - New Zealand

No.	Name	Date of Birth
4	BAKER Kenny	17 DEC 1996
8	KENSELL Samuel	16 MAY 1998
10	TOMKINSON Andrei	7 FEB 2004
11	BRADLEY Connor	29 JAN 1998
19	PHILLIPS Jaydon	15 JUL 2000
20	KEMPF Jesse	2 MAR 1994
21	KEMPF Sam	24 SEP 1995
22	CAMERON Josh	14 NOV 2002
23	ROSER Bill	18 JUN 1998

Coach: KEMPF Rene Michel

NZL Played		
PR	ARG	0- 3
PR	CHI	11 AUG
PR	ITA	11 AUG

Legend:

(C) Captain

No. Number

PR

Preliminary Round



Results

Match M10

Italy (ITA) 3 - 0 New Zealand (NZL)

Referees: HELDMAIER Nicole (GER) / OBERKERSCH Alwin (GER)

Match Summary		Result	Set 1	Set 2	Set 3
Italy	ITA	3	11	11	11
New Zealand	NZL	0	5	9	8
Duration		38 min	10 min	14 min	14 min

Game Progress

Set 1	ITA		1	2	3	4	4	5	5	6	7	8	8	9	9	9	10	11
	NZL		0	0	0	0	1	1	2	2	2	2	3	3	4	5	5	5

Set 2	ITA		0	1	1	2	3	3	3	4	4	4	4	5	6	6	7	8	9	9	10	11
	NZL		1	1	2	2	2	3	4	4	5	6	7	7	7	8	8	8	8	9	9	9

Set 3	ITA		0	1	1	2	3	4	4	4	4	5	6	7	8	8	9	9	10	10	11
	NZL		1	1	2	2	2	2	3	4	5	5	5	5	5	6	6	7	7	8	8



Start List

Match M03

GER vs BRA

Referees: SIEBER Patrick (SUI) / TENY ING. Werner (AUT)

GER - Germany

No.	Name	Date of Birth
3	HOFMANN Philip	3 MAR 1995
4	JUNGCLAUSSEN Johannes	6 FEB 1999
5	LUTZ Maximilian	19 OCT 1993
6	KILPPER Jakob	6 AUG 1999
7	JUNGCLAUSSEN Jaro	25 JAN 1997
8	KRAUT Oliver	11 JUN 1996
9	LUTZOW Timon	16 MAR 1996
10	HARTUNG Tom	11 MAR 2000
12	SPILLE Hauke	28 FEB 1999
13	KLASSEN Felix	13 JAN 1993

Coach: NEUENFELD Olaf

GER Played		
PR	BRA	9 AUG
PR	SUI	10 AUG
PR	AUT	10 AUG

BRA - Brazil

No.	Name	Date of Birth
1	D'AGOSTIN Mateus	20 DEC 2007
2	GOULART Vinicius	17 NOV 1994
3	GOLDANI Erminio	7 MAR 2002
4	SUFFERT Thomas	26 MAR 2001
5	HOLZ Arthur	19 FEB 2003
6	PETRY HECK Gabriel	10 DEC 1999
7	ENGLERT Alvaro	28 MAR 1989
8	WAZLAWICK DRUMM Gabriel	22 APR 1999
9	ARNOLD Bruno	2 JUN 2001
10	BLOS JUNG Mateus	2 APR 2003

Coach: BECKER Daniel Augusto

BRA Played		
PR	GER	9 AUG
PR	AUT	10 AUG
PR	SUI	10 AUG

Legend:

(C) Captain

No. Number

PR Preliminary Round



Results

Match M03

Germany (GER) 1 - 3 Brazil (BRA)

Referees: SIEBER Patrick (SUI) / TENY ING. Werner (AUT)

Match Summary		Result	Set 1	Set 2	Set 3	Set 4
Germany	GER	1	7	3	11	2
Brazil	BRA	3	11	11	6	11
Duration		50 min	13 min	13 min	14 min	10 min

Game Progress

Set 1	GER		0	1	2	2	3	3	4	4	5	5	6	6	7	7	7	7	7	7
	BRA		1	1	1	2	2	3	3	4	4	5	5	6	6	7	8	9	10	11

Set 2	GER		0	1	1	1	2	2	2	3	3	3	3	3	3	3
	BRA		1	1	2	3	3	4	5	5	6	7	8	9	10	11

Set 3	GER		1	1	2	3	3	4	5	5	6	7	8	9	10	10	10	10	11
	BRA		0	1	1	1	2	2	2	3	3	3	3	3	3	4	5	6	6

Set 4	GER		0	0	0	1	1	1	1	1	2	2	2	2
	BRA		1	2	3	3	4	5	6	7	8	8	9	10



Start List

Match M04

AUT vs SUI

Referees: HELDMAIER Nicole (GER) / KINDLER Eric (USA)

AUT - Austria

No.	Name	Date of Birth
1	EIDENHAMMER Lukas	14 OCT 2000
2	HOLZL Michael	27 MAR 2003
3	HOLZWEBER Jan Maximilian	12 AUG 1996
4	ECKERSTORFER Elias	22 JUN 2003
5	WIESINGER Marcel	19 DEC 2003
6	WALCHSHOFER Elias	1 JUL 1995
7	EINSIEDLER Philipp	18 JUN 2004
8	PUHRINGER Martin	4 JAN 1998
9	MULLEHNER Karl	13 MAY 1997
10	HOFSTADLER-TROBINGER Fabian	24 APR 2001

Coach: SIMON Siegfried

AUT Played		
PR	SUI	9 AUG
PR	BRA	10 AUG
PR	GER	10 AUG

SUI - Switzerland

No.	Name	Date of Birth
1	RHYN Dominik	27 JUN 1997
3	SCHLATTINGER Raphael	17 APR 1993
5	LANDOLT Yanick	1 OCT 1998
7	VOIT Nicolas	16 JUN 1999
8	FEHR Nicolas	14 JUN 1996
9	STRASSMANN Rico	27 SEP 1999
10	HEITZ Leon	21 FEB 2000
11	LASSER Christian	4 AUG 1991
12	STEINBAUER Cedric	30 DEC 2001
13	MULLER Malik	24 MAR 1995

Coach: KUNZ Fabio

SUI Played		
PR	AUT	9 AUG
PR	GER	10 AUG
PR	BRA	10 AUG

Legend:

(C) Captain

No. Number

PR Preliminary Round



Results

Match M04

Austria (AUT) 3 - 0 Switzerland (SUI)

Referees: HELDMAIER Nicole (GER) / KINDLER Eric (USA)

Match Summary		Result	Set 1	Set 2	Set 3
Austria	AUT	3	11	11	12
Switzerland	SUI	0	8	8	10
Duration		43 min	16 min	13 min	14 min

Game Progress

Set 1	AUT	0	1	1	1	2	2	3	3	3	3	4	5	6	6	7	8	9	10	11
	SUI	1	1	2	3	3	4	4	5	6	7	7	7	7	8	8	8	8	8	8

Set 2	AUT	1	1	2	2	3	3	4	5	6	6	7	8	8	9	10	10	10	10	11
	SUI	0	1	1	2	2	3	3	3	3	4	4	4	5	5	5	6	7	8	8

Set 3	AUT	1	1	2	3	4	5	5	6	6	7	7	8	8	8	8	8	9	10	10	11	12
	SUI	0	1	1	1	1	1	2	2	3	3	4	4	5	6	7	8	9	9	9	10	10



Start List

Match M07

GER vs SUI

Referees: KINDLER Eric (USA) / SIMADER Tanja (AUT)

GER - Germany

No.	Name	Date of Birth
3	HOFMANN Philip	3 MAR 1995
4	JUNGCLAUSSEN Johannes	6 FEB 1999
5	LUTZ Maximilian	19 OCT 1993
6	KILPPER Jakob	6 AUG 1999
7	JUNGCLAUSSEN Jaro	25 JAN 1997
8	KRAUT Oliver	11 JUN 1996
9	LUTZOW Timon	16 MAR 1996
10	HARTUNG Tom	11 MAR 2000
12	SPILLE Hauke	28 FEB 1999
13	KLASSEN Felix	13 JAN 1993

Coach: NEUENFELD Olaf

GER Played		
PR	BRA	1- 3
PR	SUI	0- 0
PR	AUT	11 AUG

SUI - Switzerland

No.	Name	Date of Birth
1	RHYN Dominik	27 JUN 1997
3	SCHLATTINGER Raphael	17 APR 1993
5	LANDOLT Yanick	1 OCT 1998
7	VOIT Nicolas	16 JUN 1999
8	FEHR Nicolas	14 JUN 1996
9	STRASSMANN Rico	27 SEP 1999
10	HEITZ Leon	21 FEB 2000
11	LASSER Christian	4 AUG 1991
12	STEINBAUER Cedric	30 DEC 2001
13	MÜLLER Malik	24 MAR 1995

Coach: KUNZ Fabio

SUI Played		
PR	AUT	0- 3
PR	GER	0- 0
PR	BRA	11 AUG

Legend:

(C) Captain No. Number PR Preliminary Round

Start Time changed due to weather conditions



Results

Match M07

Germany (GER) 3 - 0 Switzerland (SUI)

Referees: KINDLER Eric (USA) / SIMADER Tanja (AUT)

Match Summary		Result	Set 1	Set 2	Set 3
Germany	GER	3	11	11	11
Switzerland	SUI	0	7	6	8
Duration		42 min	15 min	14 min	13 min

Game Progress

Set 1	GER		0	1	1	2	2	3	3	4	4	5	6	7	7	8	9	10	10	11
	SUI		1	1	2	2	3	3	4	4	5	5	5	5	6	6	6	6	7	7
Set 2	GER		1	1	2	3	3	4	4	5	5	5	6	6	7	8	9	10	11	
	SUI		0	1	1	1	2	2	3	3	4	5	5	6	6	6	6	6	6	6
Set 3	GER		0	0	1	2	2	3	4	4	4	5	5	6	7	7	8	9	10	10
	SUI		1	2	2	2	3	3	3	4	5	5	6	6	6	7	7	7	7	8



Start List

Match M08

AUT vs BRA

Referees: NIEMANN Olaf (GER) / SIEBER Patrick (SUI)

AUT - Austria

No.	Name	Date of Birth
1	EIDENHAMMER Lukas	14 OCT 2000
2	HOLZL Michael	27 MAR 2003
3	HOLZWEBER Jan Maximilian	12 AUG 1996
4	ECKERSTORFER Elias	22 JUN 2003
5	WIESINGER Marcel	19 DEC 2003
6	WALCHSHOFER Elias	1 JUL 1995
7	EINSIEDLER Philipp	18 JUN 2004
8	PUHRINGER Martin	4 JAN 1998
9	MULLEHNER Karl	13 MAY 1997
10	HOFSTADLER-TROBINGER Fabian	24 APR 2001

Coach: SIMON Siegfried

AUT Played		
PR	SUI	3- 0
PR	BRA	11 AUG
PR	GER	11 AUG

BRA - Brazil

No.	Name	Date of Birth
1	D'AGOSTIN Mateus	20 DEC 2007
2	GOULART Vinicius	17 NOV 1994
3	GOLDANI Erminio	7 MAR 2002
4	SUFFERT Thomas	26 MAR 2001
5	HOLZ Arthur	19 FEB 2003
6	PETRY HECK Gabriel	10 DEC 1999
7	ENGLERT Alvaro	28 MAR 1989
8	WAZLAWICK DRUMM Gabriel	22 APR 1999
9	ARNOLD Bruno	2 JUN 2001
10	BLOS JUNG Mateus	2 APR 2003

Coach: BECKER Daniel Augusto

BRA Played		
PR	GER	3- 1
PR	AUT	11 AUG
PR	SUI	11 AUG

Legend:
(C) Captain No. Number PR Preliminary Round

Start Time changed due to weather conditions



Results

Match M08

Austria (AUT) 0 - 3 Brazil (BRA)

Referees: NIEMANN Olaf (GER) / SIEBER Patrick (SUI)

Match Summary		Result	Set 1	Set 2	Set 3
Austria	AUT	0	9	6	14
Brazil	BRA	3	11	11	15
Duration		56 min	15 min	15 min	26 min

Game Progress

Set 1	AUT		0	1	1	2	2	2	3	3	3	4	4	5	5	5	6	6	7	8	9	9
	BRA		1	1	2	2	3	4	4	5	6	6	7	7	8	9	9	10	10	10	10	11

Set 2	AUT		0	1	2	2	2	3	3	3	4	4	5	5	6	6	6	6	6	6	6
	BRA		1	1	1	2	3	3	4	5	5	6	6	7	7	8	9	10	11	11	11

Set 3	AUT		1	1	2	3	3	4	4	4	5	6	6	7	7	8	8	9	9	10	10	10	11	11	11	12	13	13	13	14	14
	BRA		0	1	1	1	2	2	3	4	4	4	5	5	6	6	7	7	8	8	9	10	10	11	12	12	12	13	14	14	15



Start List

Match M11

GER vs AUT

Referees: KINDLER Eric (USA) / SIEBER Patrick (SUI)

GER - Germany

No.	Name	Date of Birth
3	HOFMANN Philip	3 MAR 1995
4	JUNGCLAUSSEN Johannes	6 FEB 1999
5	LUTZ Maximilian	19 OCT 1993
6	KILPPER Jakob	6 AUG 1999
7	JUNGCLAUSSEN Jaro	25 JAN 1997
8	KRAUT Oliver	11 JUN 1996
9	LUTZOW Timon	16 MAR 1996
10	HARTUNG Tom	11 MAR 2000
12	SPILLE Hauke	28 FEB 1999
13	KLASSEN Felix	13 JAN 1993

Coach: NEUENFELD Olaf

GER Played		
PR	BRA	1- 3
PR	SUI	11 AUG
PR	AUT	11 AUG

AUT - Austria

No.	Name	Date of Birth
1	EIDENHAMMER Lukas	14 OCT 2000
2	HOLZL Michael	27 MAR 2003
3	HOLZWEBER Jan Maximilian	12 AUG 1996
4	ECKERSTORFER Elias	22 JUN 2003
5	WIESINGER Marcel	19 DEC 2003
6	WALCHSHOFER Elias	1 JUL 1995
7	EINSIEDLER Philipp	18 JUN 2004
8	PUHRINGER Martin	4 JAN 1998
9	MULLEHNER Karl	13 MAY 1997
10	HOFSTADLER-TROBINGER Fabian	24 APR 2001

Coach: SIMON Siegfried

AUT Played		
PR	SUI	3- 0
PR	BRA	11 AUG
PR	GER	11 AUG

Legend:

(C) Captain

No. Number

PR Preliminary Round



Results

Match W09

Chile (CHI) 3 - 0 Argentina (ARG)

Referees: HELDMAIER Nicole (GER) / KINDLER Eric (USA)

Match Summary		Result	Set 1	Set 2	Set 3
Chile	CHI	3	11	11	14
Argentina	ARG	0	8	8	12
Duration		43 min	13 min	12 min	18 min

Game Progress

Set 1	CHI		1	1	2	2	2	3	4	5	6	6	7	7	8	8	9	9	10	11
	ARG		0	1	2	2	3	4	4	4	4	5	5	6	6	7	7	8	8	8

Set 2	CHI		1	1	2	2	3	3	3	4	4	5	6	7	8	8	9	9	10	10	11
	ARG		0	1	1	2	2	3	4	4	5	5	5	5	5	6	6	7	7	8	8

Set 3	CHI		1	2	2	2	3	4	4	5	5	5	6	6	7	8	8	8	9	9	10	10	11	11	12	12	13	14
	ARG		0	0	1	2	2	2	3	3	4	5	5	6	6	6	7	8	8	9	9	10	10	10	11	11	12	12



Start List

Match M12

BRA vs SUI

Referees: TENY ING. Werner (AUT) / OBERKERSCH Alwin (GER)

BRA - Brazil

No.	Name	Date of Birth
1	D'AGOSTIN Mateus	20 DEC 2007
2	GOULART Vinicius	17 NOV 1994
3	GOLDANI Erminio	7 MAR 2002
4	SUFFERT Thomas	26 MAR 2001
5	HOLZ Arthur	19 FEB 2003
6	PETRY HECK Gabriel	10 DEC 1999
7	ENGLERT Alvaro	28 MAR 1989
8	WAZLAWICK DRUMM Gabriel	22 APR 1999
9	ARNOLD Bruno	2 JUN 2001
10	BLOS JUNG Mateus	2 APR 2003

Coach: BECKER Daniel Augusto

BRA Played		
PR	GER	3- 1
PR	AUT	11 AUG
PR	SUI	11 AUG

SUI - Switzerland

No.	Name	Date of Birth
1	RHYN Dominik	27 JUN 1997
3	SCHLATTINGER Raphael	17 APR 1993
5	LANDOLT Yanick	1 OCT 1998
7	VOIT Nicolas	16 JUN 1999
8	FEHR Nicolas	14 JUN 1996
9	STRASSMANN Rico	27 SEP 1999
10	HEITZ Leon	21 FEB 2000
11	LASSER Christian	4 AUG 1991
12	STEINBAUER Cedric	30 DEC 2001
13	MULLER Malik	24 MAR 1995

Coach: KUNZ Fabio

SUI Played		
PR	AUT	0- 3
PR	GER	11 AUG
PR	BRA	11 AUG

Legend:				
(C)	Captain	No.	Number	PR Preliminary Round



Results

Match M12

Brazil (BRA) 3 - 0 Switzerland (SUI)

Referees: TENY ING. Werner (AUT) / OBERKERSCH Alwin (GER)

Match Summary		Result	Set 1	Set 2	Set 3
Brazil	BRA	3	11	11	11
Switzerland	SUI	0	7	8	9
Duration		40 min	13 min	14 min	13 min

Game Progress

Set 1	BRA		1	1	2	2	3	3	4	5	5	5	6	6	7	8	9	9	10	11		
	SUI		0	1	1	2	2	3	3	3	4	5	5	6	6	6	6	7	7	7		
Set 2	BRA		1	2	2	2	3	3	3	4	5	5	5	6	6	7	8	9	9	10	11	
	SUI		0	0	1	2	2	3	4	4	4	5	6	6	7	7	7	7	8	8	8	
Set 3	BRA		1	1	1	2	3	4	4	5	6	7	8	8	9	9	9	9	10	10	10	11
	SUI		0	1	2	2	2	2	3	3	3	3	3	4	4	5	6	6	7	8	9	9



FISTBALL

Women



Team Roster

As of FRI 8 AUG 2025

ARG - Argentina

No.	Name	Date of Birth	Age
2	FIGUEROLA WOLFSTELLER Dana Micaela	22 JAN 1998	27
4	VELIZ Mora Lucia	11 JUN 1999	26
5	FIGUEROLA WOLFSTELLER Yara	25 JUL 2000	25
7	KRONBERG Barbara	8 MAY 2000	25
8	FIGUEROLA WOLFSTELLER Kala	8 JUL 2002	23
9	FAVOT Andrea Victoria	5 APR 1984	41
17	CULLEN Malena	23 NOV 2006	18
Team Average			26.4

Head Coach FRITZ Federico Gerardo

Legend:		
(C)	Captain	No. Number



Team Roster

As of FRI 8 AUG 2025

AUT - Austria

No.	Name	Date of Birth	Age
1	RUDLSTORFER Alina	17 FEB 2000	25
2	MAYR Iris	19 DEC 1996	28
3	WEGLEHNER Ines	23 NOV 1999	25
4	KAMMERHUBER Jasmin	8 DEC 2001	23
5	ENGLEDER Emilia	28 JUL 2000	25
6	SCHARINGER Marie	11 FEB 2004	21
7	GAHLEITNER Katharina	5 FEB 1997	28
8	WOITSCH Antonia (C)	30 OCT 1999	25
9	PINSKER Jana	8 SEP 1999	25
10	UNTERAUER Nina	26 FEB 2004	21
Team Average			24.6

Head Coach AZESBERGER Karin

Legend:

(C) Captain No. Number



Team Roster

As of FRI 8 AUG 2025

BRA - Brazil

No.	Name	Date of Birth	Age
1	AGUERO Maria Eduarda Hadlich	12 MAY 2009	16
2	LUCCHIN Giovanna	9 JUL 1999	26
4	JAQUES Cecilia	15 JAN 2000	25
5	EBERT Luna	12 NOV 2005	19
6	ZOTT JACOBS Manuela	25 NOV 2002	22
7	HOBERREK Julia	31 OCT 2006	18
8	SUFFERT Bianca	16 AUG 2002	22
9	de SOUZA HUASKA Cristiane	1 OCT 1991	33
10	SUFFERT Sabine	5 JAN 1998	27
Team Average			23.1

Head Coach VENEROSO Carlos Alberto

Legend:

(C) Captain

No. Number



Team Roster

As of FRI 8 AUG 2025

CHI - Chile

No.	Name	Date of Birth	Age
1	NARVAEZ Catalina	30 APR 1999	26
3	MODINGER Lorena	4 DEC 1984	40
4	VALENZUELA Lorena	11 AUG 1997	27
5	VILCHES Josefa	4 OCT 2009	15
6	PAREDES Trinidad	7 JAN 2008	17
7	THIENEMANN Rafaela	5 JUN 2006	19
9	CARRENO Emilia	29 MAR 2007	18
10	DAHLING Mikaela	13 AUG 2010	14
Team Average			22.0

Head Coach MARCOS Cristian

Legend:

(C) Captain No. Number



Team Roster

As of FRI 8 AUG 2025

GER - Germany

No.	Name	Date of Birth	Age
1	NEUEFEIND Pia	1 DEC 1997	27
2	MEHLE Maya	10 FEB 2001	24
3	MOTTELER Ann-Kathrin	11 JAN 2003	22
5	GROSSMANN Helle	26 SEP 2001	23
6	ZEIHER Denise	16 DEC 1997	27
7	SCHRODER Svenja (C)	14 NOV 1999	25
8	GRZYWATZ Michaela	16 MAR 1994	31
10	SCHELL Henriette	2 SEP 1998	26
11	HOLLMANN Ida	20 SEP 2000	24
12	NADERMANN Jordan	12 AUG 2004	20
Team Average			24.9

Head Coach KRÄMER Eva

Legend:

(C) Captain

No. Number



Team Roster

As of FRI 8 AUG 2025

NZL - New Zealand

No.	Name	Date of Birth	Age
2	THAYER Louise	12 MAR 1988	37
5	STEELE Caitlin	12 AUG 1997	27
6	BROOKS Dharma	11 OCT 2000	24
10	SIMMERS Luka	28 JUL 2002	23
11	RANDRUP Kelsey	30 JUN 1994	31
12	BOOTH Brieana	8 JAN 1997	28
15	PLACID Tiana	1 OCT 1994	30
Team Average			28.6

Head Coach STEELE Logan

Legend:			
(C)	Captain	No.	Number



Team Roster

As of FRI 8 AUG 2025

SUI - Switzerland

No.	Name	Date of Birth	Age
1	SPRENGER Kim	27 JAN 2007	18
3	SCHLATTINGER Mirjam	21 DEC 1999	25
4	BUCHER Jamie	15 JAN 1998	27
5	LANG Adela	29 JUN 2004	21
6	HESS Rahel	16 FEB 1996	29
7	BOGNAR Tanja	20 APR 1998	27
9	FRISCHKNECHT Fabienne	27 JAN 1996	29
10	STAHELI Corinne	28 MAY 2001	24
11	PETERHANS Sara	1 MAR 2000	25
13	LANG Marketa	13 DEC 2007	17
Team Average			24.2

Head Coach LANG Oliver

Legend:

(C) Captain

No. Number



Team Roster

As of SAT 9 AUG 2025

USA - United States

No.	Name	Date of Birth	Age
1	STANTON Amanda	11 AUG 2003	21
5	VAUGHAN Allison	11 JUL 1990	35
6	RAUH Amber	30 JUL 1996	29
8	MARQUES Vanessa	1 FEB 1996	29
15	FERNANDO Shanna Nethmi	29 APR 2008	17
18	PEREIRA Danielle	24 JUL 2006	19
19	RUTHERFORD Kristen	23 OCT 1995	29
20	CLINE Rebecca	21 MAY 1992	33
Team Average			26.5

Head Coach DOLLASE Emma

Legend:

(C) Captain

No. Number



Results Summary

As of WED 13 AUG 2025 at 17:10

Date	Start Time	Match No.	Phase	Teams	1st Set	2nd Set	3rd Set	4th Set	5th Set	6th Set	7th Set	Result
SAT 9 AUG	9:00	W01	Preliminary Round - Group B	CHI vs NZL	9 - 11	11 - 8	11 - 13	11 - 9	10 - 12			2 - 3
	9:00	W02	Preliminary Round - Group B	ARG vs USA	11 - 7	14 - 12	11 - 5					3 - 0
	10:30	W03	Preliminary Round - Group A	BRA vs SUI	7 - 11	4 - 11	11 - 7	11 - 9	11 - 4			3 - 2
	10:30	W04	Preliminary Round - Group A	GER vs AUT	11 - 8	11 - 6	11 - 6					3 - 0
	16:00	W05	Preliminary Round - Group B	CHI vs USA	11 - 7	11 - 2	14 - 12					3 - 0
	16:00	W06	Preliminary Round - Group B	ARG vs NZL	9 - 11	11 - 6	11 - 8	10 - 12	13 - 11			3 - 2
	17:30	W07	Preliminary Round - Group A	BRA vs AUT	11 - 6	11 - 4	9 - 11	11 - 4				3 - 1
	17:30	W08	Preliminary Round - Group A	GER vs SUI	11 - 6	8 - 11	7 - 11	11 - 7	11 - 13			2 - 3
MON 11 AUG	12:00	W09	Preliminary Round - Group B	CHI vs ARG	11 - 8	11 - 8	14 - 12					3 - 0
	12:00	W10	Preliminary Round - Group B	NZL vs USA	11 - 9	11 - 5	11 - 8					3 - 0
	14:30	W11	Preliminary Round - Group A	BRA vs GER	12 - 10	7 - 11	11 - 6	11 - 8				3 - 1
	14:30	W12	Preliminary Round - Group A	SUI vs AUT	11 - 7	9 - 11	11 - 8	11 - 7				3 - 1
TUE 12 AUG	9:00	W13	Quarterfinal	AUT vs CHI	12 - 10	9 - 11	11 - 6	7 - 11	11 - 6			3 - 2
	9:00	W14	Quarterfinal	GER vs NZL	11 - 4	11 - 5	11 - 4					3 - 0
	13:00	W15	Consolation Semifinal 5-8	CHI vs USA	9 - 11	11 - 9	11 - 2	11 - 6				3 - 1
	13:00	W19	Semifinal	BRA vs AUT	11 - 6	14 - 15	11 - 4	11 - 7				3 - 1
	14:30	W16	Consolation Semifinal 5-8	NZL vs ARG	11 - 7	12 - 10	7 - 11	15 - 13				3 - 1
	14:30	W20	Semifinal	SUI vs GER	8 - 11	11 - 9	9 - 11	12 - 10	12 - 10			3 - 2
WED 13 AUG	9:00	W18	7th Place Match	USA vs ARG	8 - 11	11 - 5	8 - 11	4 - 11				1 - 3
	11:30	W21	Bronze Medal Match	AUT vs GER	8 - 11	5 - 11	6 - 11					0 - 3
	12:00	W17	5th Place Match	CHI vs NZL	11 - 2	11 - 7	11 - 7					3 - 0
	15:30	W22	Gold Medal Match	BRA vs SUI	5 - 11	5 - 11	11 - 2	14 - 12	11 - 9			3 - 2



Tournament Summary

As of WED 13 AUG 2025 at 17:10

Preliminary Round

Group A

Rank	Team	MP	W	L	SF	SA	SDiff.	PF	PA	PDiff.	Pts
1	BRA	3	3	0	9	4	5	127	102	25	6
2	SUI	3	2	1	8	6	2	132	125	7	4
3	GER	3	1	2	6	6	0	116	109	7	2
4	AUT	3	0	3	2	9	-7	78	117	-39	0

Team	BRA	SUI	GER	AUT
BRA		3 - 2	3 - 1	3 - 1
SUI	2 - 3		3 - 2	3 - 1
GER	1 - 3	2 - 3		3 - 0
AUT	1 - 3	1 - 3	0 - 3	

Group B

Rank	Team	MP	W	L	SF	SA	SDiff.	PF	PA	PDiff.	Pts
1	CHI	3	2	1	8	3	5	124	102	22	4
2	NZL	3	2	1	8	5	3	134	128	6	4
3	ARG	3	2	1	6	5	1	118	108	10	4
4	USA	3	0	3	0	9	-9	67	105	-38	0


Team	CHI	NZL	ARG	USA
CHI		2 - 3	3 - 0	3 - 0
NZL	3 - 2		2 - 3	3 - 0
ARG	0 - 3	3 - 2		3 - 0
USA	0 - 3	0 - 3	0 - 3	

Final Round

Quarter-finals

Semi-finals

Finals



Final Standings

Rank	Team
Gold	BRA - Brazil
Silver	SUI - Switzerland
Bronze	GER - Germany
4	AUT - Austria
5	CHI - Chile
6	NZL - New Zealand
7	ARG - Argentina
8	USA - United States of America

Legend:

L	Lost	MP	Matches Played	PA	Points Against	PDiff.	Points Difference
PF	Points For	Pts.	Points	SDiff.	Set Difference	SF	Sets For
SA	Sets Against	W	Won				



Medallists

GOLD	SILVER	BRONZE
BRA - Brazil AGUERO Maria Eduarda Hadlich LUCCHIN Giovanna JAQUES Cecilia EBERT Luna ZOTT JACOBS Manuela HOBERREK Julia SÜFFERT Bianca de SOUZA HUASKA Cristiane SÜFFERT Sabine	SUI - Switzerland SPRENGER Kim SCHLATTERING Mirjam BUCHER Jamie LANG Adela HESS Rahel BOGNAR Tanja FRISCHKNECHT Fabienne STAHELI Corinne PETERHANS Sara LANG Marketa	GER - Germany NEUEFEIND Pia MEHLE Maya MOTTELER Ann-Kathrin GROSSMANN Helle ZEIHNER Denise SCHRÖDER Svenja GRZYWATZ Michaela SCHELL Henriette HOLLMANN Ida NADERMANN Jordan



Start List

Match W18

USA vs ARG

Referees: SIMADER Tanja (AUT) / TENY ING. Werner (AUT)

USA - United States

No.	Name	Date of Birth
1	STANTON Amanda	11 AUG 2003
5	VAUGHAN Allison	11 JUL 1990
6	RAUH Amber	30 JUL 1996
8	MARQUES Vanessa	1 FEB 1996
15	FERNANDO Shanna Nethmi	29 APR 2008
18	PEREIRA Danielle	24 JUL 2006
19	RUTHERFORD Kristen	23 OCT 1995
20	CLINE Rebecca	21 MAY 1992

Coach: DOLLASE Emma

USA Played		
PR	ARG	0- 3
PR	CHI	0- 3
PR	NZL	0- 3
CL5-8	CHI	1- 3

ARG - Argentina

No.	Name	Date of Birth
2	FIGUEROLA WOLFSTELLER Dana Micaela	22 JAN 1998
4	VELIZ Mora Lucia	11 JUN 1999
5	FIGUEROLA WOLFSTELLER Yara	25 JUL 2000
7	KRONBERG Barbara	8 MAY 2000
8	FIGUEROLA WOLFSTELLER Kala	8 JUL 2002
9	FAVOT Andrea Victoria	5 APR 1984
17	CULLEN Malena	23 NOV 2006

Coach: FRITZ Federico Gerardo

ARG Played		
PR	USA	3- 0
PR	NZL	3- 2
PR	CHI	0- 3
CL5-8	NZL	1- 3

Legend:

(C) Captain

No. Number

PR Preliminary Round



Results

Match W18

United States (USA) 1 - 3 Argentina (ARG)

Referees: SIMADER Tanja (AUT) / TENY ING. Werner (AUT)

Match Summary		Result	Set 1	Set 2	Set 3	Set 4
United States	USA	1	8	11	8	4
Argentina	ARG	3	11	5	11	11
Duration		65 min	17 min	19 min	16 min	13 min

Game Progress

Set 1	USA		1	2	3	3	3	3	3	4	4	5	5	5	6	6	7	8	8	8
	ARG		0	0	1	1	2	3	4	5	5	6	6	7	8	8	9	9	10	11
Set 2	USA		1	2	3	4	4	4	5	5	6	7	8	9	9	10	10	11		
	ARG		0	0	0	0	1	2	2	3	3	3	3	3	4	4	5	5		
Set 3	USA		1	1	1	2	3	3	3	3	4	4	5	5	6	6	7	7	8	8
	ARG		0	1	2	2	2	3	4	5	5	6	6	7	7	8	8	9	9	10
Set 4	USA		0	0	0	1	2	2	3	3	3	3	3	4	4	4	4			
	ARG		1	2	3	3	3	4	4	5	6	7	8	8	9	10	11			



Start List

Match W21

AUT vs GER

Referees: KINDLER Eric (USA) / SIEBER Patrick (SUI)

AUT - Austria

No.	Name	Date of Birth
1	RUDLSTORFER Alina	17 FEB 2000
2	MAYR Iris	19 DEC 1996
3	WEGLEHNER Ines	23 NOV 1999
4	KAMMERHUBER Jasmin	8 DEC 2001
5	ENGLEDER Emilia	28 JUL 2000
6	SCHARINGER Marie	11 FEB 2004
7	GAHLEITNER Katharina	5 FEB 1997
8	WOITSCH Antonia	30 OCT 1999
9	PINSKER Jana	8 SEP 1999
10	UNTERAUER Nina	26 FEB 2004

Coach: AZESBERGER Karin

AUT Played		
PR	GER	0- 3
PR	BRA	1- 3
PR	SUI	1- 3
QF	CHI	3- 2
SF	BRA	1- 3

GER - Germany

No.	Name	Date of Birth
1	NEUEFEIND Pia	1 DEC 1997
2	MEHLE Maya	10 FEB 2001
3	MOTTELER Ann-Kathrin	11 JAN 2003
5	GROSSMANN Helle	26 SEP 2001
6	ZEIHER Denise	16 DEC 1997
7	SCHRÖDER Svenja	14 NOV 1999
8	GRZYWATZ Michaela	16 MAR 1994
10	SCHELL Henriette	2 SEP 1998
11	HOLLMANN Ida	20 SEP 2000
12	NADERMANN Jordan	12 AUG 2004

Coach: KRÄMER Eva

GER Played		
PR	AUT	3- 0
PR	SUI	2- 3
PR	BRA	1- 3
QF	NZL	3- 0
SF	SUI	2- 3

Legend:					
(C)	Captain	No.	Number	PR	Preliminary Round
				SF	Semifinal



Results

Match W21

Austria (AUT) 0 - 3 Germany (GER)

Referees: KINDLER Eric (USA) / SIEBER Patrick (SUI)

Match Summary		Result	Set 1	Set 2	Set 3
Austria	AUT	0	8	5	6
Germany	GER	3	11	11	11
Duration		44 min	16 min	13 min	15 min

Game Progress

Set 1	AUT		0	1	1	2	3	4	5	5	6	6	6	6	6	6	7	8	8
	GER		1	1	2	2	2	2	2	3	3	4	5	6	7	8	9	10	10
Set 2	AUT		0	1	1	1	2	3	3	3	4	4	4	4	4	4	5	5	5
	GER		1	1	2	3	3	3	4	5	5	6	7	8	9	10	10	10	11
Set 3	AUT		0	0	0	0	0	1	1	2	2	3	4	4	4	5	6	6	6
	GER		1	2	3	4	5	5	6	6	7	7	7	8	9	9	9	10	11



Start List

Match W17

CHI vs NZL

Referees: TENY ING. Werner (AUT) / MEIER Marcel (SUI)

CHI - Chile

No.	Name	Date of Birth
1	NARVAEZ Catalina	30 APR 1999
3	MODINGER Lorena	4 DEC 1984
4	VALENZUELA Lorenza	11 AUG 1997
5	VILCHES Josefa	4 OCT 2009
6	PEREDES Trinidad	7 JAN 2008
7	THIENEMANN Rafaela	5 JUN 2006
9	CARRENO Emilia	29 MAR 2007
10	DAHLING Mikaela	13 AUG 2010

Coach: MARCOS Cristian

CHI Played		
PR	NZL	2- 3
PR	USA	3- 0
PR	ARG	3- 0
QF	AUT	2- 3
CL5-8	USA	3- 1

NZL - New Zealand

No.	Name	Date of Birth
2	THAYER Louise	12 MAR 1988
5	STEELE Caitlin	12 AUG 1997
6	BROOKS Dharma	11 OCT 2000
10	SIMMERS Luka	28 JUL 2002
11	RANDRUP Kelsey	30 JUN 1994
12	BOOTH Briana	8 JAN 1997
15	PLACID Tiana	1 OCT 1994

Coach: STEELE Logan

NZL Played		
PR	CHI	3- 2
PR	ARG	2- 3
PR	USA	3- 0
QF	GER	0- 3
CL5-8	ARG	3- 1

Legend:

(C) Captain

No. Number

PR Preliminary Round



Results

Match W17

Chile (CHI) 3 - 0 New Zealand (NZL)

Referees: TENV ING. Werner (AUT) / MEIER Marcel (SUI)

Match Summary		Result	Set 1	Set 2	Set 3
Chile	CHI	3	11	11	11
New Zealand	NZL	0	2	7	7
Duration		39 min	12 min	13 min	14 min

Game Progress

Set 1	CHI		1	1	2	3	3	4	5	6	7	8	9	10	11
	NZL		0	1	1	1	2	2	2	2	2	2	2	2	2

Set 2	CHI		1	1	2	3	3	4	4	5	5	5	6	6	7	8	9	9	10	11
	NZL		0	1	1	1	2	2	3	3	4	5	5	6	6	6	6	7	7	7

Set 3	CHI		1	2	2	3	4	4	5	6	6	7	7	8	9	9	9	10	10	11
	NZL		0	0	1	1	1	2	2	2	3	3	4	4	4	5	6	6	7	7



Start List

Match W22

BRA vs SUI

Referees: HELDMAIER Nicole (GER) / SIMADER Tanja (AUT)

BRA - Brazil

No.	Name	Date of Birth
1	AGUERO Maria Eduarda Hadlich	12 MAY 2009
2	LUCCHIN Giovanna	9 JUL 1999
4	JAKUES Cecilia	15 JAN 2000
5	EBERT Luna	12 NOV 2005
6	ZOTT JACOBS Manuela	25 NOV 2002
7	HOBERREK Julia	31 OCT 2006
8	SÜFFERT Bianca	16 AUG 2002
9	de SOUZA HUASKA Cristiane	1 OCT 1991
10	SÜFFERT Sabine	5 JAN 1998

Coach: VENEROSO Carlos Alberto

BRA Played		
PR	SUI	3- 2
PR	AUT	3- 1
PR	GER	3- 1
SF	AUT	3- 1

SUI - Switzerland

No.	Name	Date of Birth
1	SPRENGER Kim	27 JAN 2007
3	SCHLATTINGER Mirjam	21 DEC 1999
4	BUCHER Jamie	15 JAN 1998
5	LANG Adela	29 JUN 2004
6	HESS Rahel	16 FEB 1996
7	BOGNAR Tanja	20 APR 1998
9	FRISCHKNECHT Fabienne	27 JAN 1996
10	STAHeli Corinne	28 MAY 2001
11	PETERHANS Sara	1 MAR 2000
13	LANG Marketa	13 DEC 2007

Coach: LANG Oliver

SUI Played		
PR	BRA	2- 3
PR	GER	3- 2
PR	AUT	3- 1
SF	GER	3- 2

Legend:					
(C)	Captain	No.	Number	PR	Preliminary Round
				SF	Semifinal



Results

Match W22

Brazil (BRA) 3 - 2 Switzerland (SUI)

Referees: HELDMAIER Nicole (GER) / SIMADER Tanja (AUT)

Match Summary		Result	Set 1	Set 2	Set 3	Set 4	Set 5
Brazil	BRA	3	5	5	11	14	11
Switzerland	SUI	2	11	11	2	12	9
Duration		90 min	15 min	14 min	12 min	27 min	22 min

Game Progress

Set 1	BRA		1	1	1	1	2	2	3	3	3	4	5	5	5	5	5	5										
	SUI		0	1	2	3	3	4	4	5	6	6	6	7	8	9	10	11										
Set 2	BRA		0	1	1	2	3	4	4	4	4	4	4	4	5	5	5	5										
	SUI		1	1	2	2	2	2	3	4	5	6	7	8	9	9	10	11										
Set 3	BRA		1	2	3	3	3	4	5	6	7	8	9	10	11													
	SUI		0	0	0	1	2	2	2	2	2	2	2	2	2													
Set 4	BRA		1	1	2	2	3	3	4	4	4	5	6	6	6	7	8	9	9	10	10	10	10	11	11	12	13	14
	SUI		0	1	1	2	2	3	3	4	5	5	5	6	7	7	7	7	8	8	9	10	11	11	12	12	12	12
Set 5	BRA		0	0	1	2	2	3	4	4	5	6	6	6	7	8	9	9	9	9	10	11						
	SUI		1	2	2	2	3	3	3	4	4	4	5	6	6	6	6	7	8	9	9	9						



Start List

Match W19

BRA vs AUT

Referees: HELDMAIER Nicole (GER) / OBERKERSCH Alwin (GER)

BRA - Brazil

No.	Name	Date of Birth
1	AGUERO Maria Eduarda Hadlich	12 MAY 2009
2	LUCCHIN Giovanna	9 JUL 1999
4	JAQUES Cecilia	15 JAN 2000
5	EBERT Luna	12 NOV 2005
6	ZOTT JACOBS Manuela	25 NOV 2002
7	HOBERREK Julia	31 OCT 2006
8	SÜFFERT Bianca	16 AUG 2002
9	de SOUZA HUASKA Cristiane	1 OCT 1991
10	SÜFFERT Sabine	5 JAN 1998

Coach: VENEROSO Carlos Alberto

BRA Played		
PR	SUI	3- 2
PR	AUT	3- 1
PR	GER	3- 1

AUT - Austria

No.	Name	Date of Birth
1	RUDLSTORFER Alina	17 FEB 2000
2	MAYR Iris	19 DEC 1996
3	WEGLEHNER Ines	23 NOV 1999
4	KAMMERHUBER Jasmin	8 DEC 2001
5	ENGLEDER Emilia	28 JUL 2000
6	SCHARINGER Marie	11 FEB 2004
7	GAHLEITNER Katharina	5 FEB 1997
8	WOITSCH Antonia	30 OCT 1999
9	PINSKER Jana	8 SEP 1999
10	UNTERAUER Nina	26 FEB 2004

Coach: AZESBERGER Karin

AUT Played		
PR	GER	0- 3
PR	BRA	1- 3
PR	SUI	1- 3
QF	CHI	3- 2

Legend:

(C) Captain No. Number PR Preliminary Round



Results

Match W19

Brazil (BRA) 3 - 1 Austria (AUT)

Referees: HELDMAIER Nicole (GER) / OBERKERSCH Alwin (GER)

Match Summary		Result	Set 1	Set 2	Set 3	Set 4
Brazil	BRA	3	11	14	11	11
Austria	AUT	1	6	15	4	7
Duration		62 min	11 min	22 min	13 min	16 min

Game Progress

Set 1	BRA		1	1	1	2	3	3	4	5	6	6	7	7	8	8	9	10	11
	AUT		0	1	2	2	3	3	3	3	4	4	5	5	6	6	6	6	6

Set 2	BRA		1	2	2	3	3	4	4	4	5	6	6	7	8	9	9	9	9	10	10	10	10	11	11	12	12	13	13	14	14
	AUT		0	0	1	1	2	2	3	4	4	4	5	5	5	5	6	7	8	8	9	10	11	11	12	12	13	13	14	14	15

Set 3	BRA		0	1	1	2	2	3	4	5	6	7	8	9	10	10	11
	AUT		1	1	2	2	3	3	3	3	3	3	3	3	3	4	4

Set 4	BRA		0	1	2	2	3	4	5	6	7	8	8	8	8	9	9	10	10	11
	AUT		1	1	1	2	2	2	2	2	2	3	4	5	5	6	6	7	7	7



Start List

Match W20

SUI vs GER

Referees: SIMADER Tanja (AUT) / KINDLER Eric (USA)

SUI - Switzerland

No.	Name	Date of Birth
1	SPRENGER Kim	27 JAN 2007
3	SCHLATTINGER Mirjam	21 DEC 1999
4	BUCHER Jamie	15 JAN 1998
5	LANG Adela	29 JUN 2004
6	HESS Rahel	16 FEB 1996
7	BOGNAR Tanja	20 APR 1998
9	FRISCHKNECHT Fabienne	27 JAN 1996
10	STÄHELI Corinne	28 MAY 2001
11	PETERHANS Sara	1 MAR 2000
13	LANG Marketa	13 DEC 2007

Coach: LANG Oliver

SUI Played		
PR	BRA	2- 3
PR	GER	3- 2
PR	AUT	3- 1

GER - Germany

No.	Name	Date of Birth
1	NEUEFEIND Pia	1 DEC 1997
2	MEHLE Maya	10 FEB 2001
3	MOTTELER Ann-Kathrin	11 JAN 2003
5	GROSSMANN Helle	26 SEP 2001
6	ZEIHER Denise	16 DEC 1997
7	SCHRÖDER Svenja	14 NOV 1999
8	GRZYWATZ Michaela	16 MAR 1994
10	SCHELL Henriette	2 SEP 1998
11	HOLLMANN Ida	20 SEP 2000
12	NADERMANN Jordan	12 AUG 2004

Coach: KRÄMER Eva

GER Played		
PR	AUT	3- 0
PR	SUI	2- 3
PR	BRA	1- 3
QF	NZL	3- 0

Legend:

(C) Captain

No. Number

PR Preliminary Round



Results

Match W20

Switzerland (SUI) 3 - 2 Germany (GER)

Referees: SIMADER Tanja (AUT) / KINDLER Eric (USA)

Match Summary		Result	Set 1	Set 2	Set 3	Set 4	Set 5
Switzerland	SUI	3	8	11	9	12	12
Germany	GER	2	11	9	11	10	10
Duration		83 min	15 min	14 min	17 min	17 min	20 min

Game Progress

Set 1	SUI		1	1	2	2	2	2	2	3	3	4	5	6	6	7	7	7	8	8	8			
	GER		0	1	1	2	3	4	5	5	6	6	6	6	7	7	8	9	9	10	11			
Set 2	SUI		1	2	2	2	2	2	3	4	5	6	6	7	7	8	8	8	8	9	10	11		
	GER		0	0	1	2	3	4	4	4	4	4	5	5	6	6	7	8	9	9	9	9		
Set 3	SUI		0	0	1	1	1	1	2	3	3	4	4	4	5	6	7	8	8	9	9	9		
	GER		1	2	2	3	4	5	5	5	6	6	7	8	8	8	8	8	9	9	10	11		
Set 4	SUI		1	1	2	2	3	3	4	5	5	6	6	7	7	8	8	8	8	9	9	10	11	12
	GER		0	1	1	2	2	3	3	3	4	4	5	5	6	6	7	8	9	9	10	10	10	10
Set 5	SUI		0	1	2	2	3	3	4	4	5	6	6	7	8	9	10	10	10	10	10	10	11	12
	GER		1	1	1	2	2	3	3	4	4	4	5	5	5	5	5	6	7	8	9	10	10	10



Start List

Match W15

CHI vs USA

Referees: NIEMANN Olaf (GER) / TENY ING. Werner (AUT)

CHI - Chile

No.	Name	Date of Birth
1	NARVAEZ Catalina	30 APR 1999
3	MODINGER Lorena	4 DEC 1984
4	VALENZUELA Lorenza	11 AUG 1997
5	VILCHES Josefa	4 OCT 2009
6	PEREDES Trinidad	7 JAN 2008
7	THIENEMANN Rafaela	5 JUN 2006
9	CARRENO Emilia	29 MAR 2007
10	DAHLING Mikaela	13 AUG 2010

Coach: MARCOS Cristian

CHI Played		
PR	NZL	2- 3
PR	USA	3- 0
PR	ARG	3- 0
QF	AUT	2- 3

USA - United States

No.	Name	Date of Birth
1	STANTON Amanda	11 AUG 2003
5	VAUGHAN Allison	11 JUL 1990
6	RAUH Amber	30 JUL 1996
8	MARQUES Vanessa	1 FEB 1996
15	FERNANDO Shanna Nethmi	29 APR 2008
18	PEREIRA Danielle	24 JUL 2006
19	RUTHERFORD Kristen	23 OCT 1995
20	CLINE Rebecca	21 MAY 1992

Coach: DOLLASE Emma

USA Played		
PR	ARG	0- 3
PR	CHI	0- 3
PR	NZL	0- 3

Legend:

(C) Captain

No. Number

PR

Preliminary Round



Results

Match W15

Chile (CHI) 3 - 1 United States (USA)

Referees: NIEMANN Olaf (GER) / TENY ING. Werner (AUT)

Match Summary		Result	Set 1	Set 2	Set 3	Set 4
Chile	CHI	3	9	11	11	11
United States	USA	1	11	9	2	6
Duration		38 min	13 min		11 min	14 min

Game Progress

Set 1	CHI		0	1	1	2	2	3	3	3	3	3	4	4	5	6	7	7	8	9	9
	USA		1	1	2	2	3	3	4	5	6	7	7	8	9	9	9	10	10	10	11
Set 2	CHI		1	1	2	2	3	3	4	4	4	5	5	6	7	7	8	8	9	10	11
	USA		0	1	1	2	2	3	3	4	5	5	6	6	6	7	7	8	8	8	9
Set 3	CHI		1	2	2	3	4	5	6	7	7	8	9	10	11						
	USA		0	0	1	1	1	1	1	1	2	2	2	2	2						
Set 4	CHI		0	1	1	2	3	4	4	4	4	5	6	7	7	8	9	10	11		
	USA		1	1	2	2	2	2	3	4	5	5	5	5	6	6	6	6	6	6	



Start List

Match W16

NZL vs ARG

Referees: HELDMAIER Nicole (GER) / NIEMANN Olaf (GER)

NZL - New Zealand

No.	Name	Date of Birth
2	THAYER Louise	12 MAR 1988
5	STEELE Caitlin	12 AUG 1997
6	BROOKS Dharma	11 OCT 2000
10	SIMMERS Luka	28 JUL 2002
11	RANDRUP Kelsey	30 JUN 1994
12	BOOTH Briana	8 JAN 1997
15	PLACID Tiana	1 OCT 1994

Coach: STEELE Logan

NZL Played		
PR	CHI	3- 2
PR	ARG	2- 3
PR	USA	3- 0
QF	GER	0- 3

ARG - Argentina

No.	Name	Date of Birth
2	FIGUEROLA WOLFSTELLER Dana Micaela	22 JAN 1998
4	VELIZ Mora Lucia	11 JUN 1999
5	FIGUEROLA WOLFSTELLER Yara	25 JUL 2000
7	KRONBERG Barbara	8 MAY 2000
8	FIGUEROLA WOLFSTELLER Kala	8 JUL 2002
9	FAVOT Andrea Victoria	5 APR 1984
17	CULLEN Malena	23 NOV 2006

Coach: FRITZ Federico Gerardo

ARG Played		
PR	USA	3- 0
PR	NZL	3- 2
PR	CHI	0- 3

Legend:

(C) Captain

No. Number

PR Preliminary Round



Results

Match W16

New Zealand (NZL) 3 - 1 Argentina (ARG)

Referees: HELDMAIER Nicole (GER) / NIEMANN Olaf (GER)

Match Summary		Result	Set 1	Set 2	Set 3	Set 4
New Zealand	NZL	3	11	12	7	15
Argentina	ARG	1	7	10	11	13
Duration		74 min	15 min	18 min	17 min	24 min

Game Progress

Set 1	NZL			1	1	2	3	4	4	5	6	7	7	8	8	8	9	9	9	10	11
	ARG			0	1	1	1	1	1	2	2	2	2	3	3	4	5	5	6	7	7

Set 2	NZL			0	1	1	1	1	1	2	2	3	4	4	4	5	6	7	8	9	9	10	10	11	12
	ARG			1	1	2	3	4	5	5	6	6	6	7	8	8	8	8	8	8	9	9	10	10	10

Set 3	NZL			1	2	2	2	2	2	3	3	4	4	4	5	6	6	7	7	7	7
	ARG			0	0	1	2	3	4	4	5	5	6	7	7	7	8	8	9	10	11

Set 4	NZL			0	0	1	1	2	2	3	3	4	5	5	6	7	8	8	9	10	10	10	10	10	11	12	12	13	13	14	15
	ARG			1	2	2	3	3	4	4	5	5	5	6	6	6	6	7	7	7	8	9	10	11	11	11	12	12	13	13	13



Start List

Match W13

AUT vs CHI

Referees: OBERKERSCH Alwin (GER) / HELDMAIER Nicole (GER)

AUT - Austria

No.	Name	Date of Birth
1	RUDLSTORFER Alina	17 FEB 2000
2	MAYR Iris	19 DEC 1996
3	WEGLEHNER Ines	23 NOV 1999
4	KAMMERHUBER Jasmin	8 DEC 2001
5	ENGLEDER Emilia	28 JUL 2000
6	SCHARINGER Marie	11 FEB 2004
7	GAHLEITNER Katharina	5 FEB 1997
8	WOITSCH Antonia	30 OCT 1999
9	PINSKER Jana	8 SEP 1999
10	UNTERAUER Nina	26 FEB 2004

Coach: AZESBERGER Karin

AUT Played		
PR	GER	0- 3
PR	BRA	1- 3
PR	SUI	1- 3

CHI - Chile

No.	Name	Date of Birth
1	NARVAEZ Catalina	30 APR 1999
3	MODINGER Lorena	4 DEC 1984
4	VALENZUELA Lorenza	11 AUG 1997
5	VILCHES Josefa	4 OCT 2009
6	PAREDES Trinidad	7 JAN 2008
7	THIENEMANN Rafaela	5 JUN 2006
9	CARRENO Emilia	29 MAR 2007
10	DAHLING Mikaela	13 AUG 2010

Coach: MARCOS Cristian

CHI Played		
PR	NZL	2- 3
PR	USA	3- 0
PR	ARG	3- 0

Legend:

(C) Captain

No. Number

PR Preliminary Round



Results

Match W13

Austria (AUT) 3 - 2 Chile (CHI)

Referees: OBERKERSCH Alwin (GER) / HELDMAIER Nicole (GER)

Match Summary		Result	Set 1	Set 2	Set 3	Set 4	Set 5
Austria	AUT	3	12	9	11	7	11
Chile	CHI	2	10	11	6	11	6
Duration		68 min	15 min	14 min	12 min	14 min	13 min

Game Progress

Set 1	AUT		1	1	2	2	3	4	4	4	5	6	7	7	7	8	9	9	9	9	10	10	11	12
	CHI		0	1	1	2	2	2	3	4	4	4	4	5	6	6	6	7	8	9	9	10	10	10
Set 2	AUT		0	1	1	2	3	3	4	5	5	5	5	5	6	6	7	7	7	8	9			9
	CHI		1	1	2	2	2	3	3	3	4	5	6	7	7	8	8	9	10	10	10	10		11
Set 3	AUT		0	1	2	2	3	4	4	5	5	5	6	6	7	8	9	10						11
	CHI		1	1	1	2	2	2	3	3	4	5	5	6	6	6	6	6	6					6
Set 4	AUT		0	1	1	2	3	3	3	4	4	4	5	5	5	6	6	7	7					7
	CHI		1	1	2	2	2	3	4	4	5	6	6	7	8	8	9	9	10					11
Set 5	AUT		1	1	2	3	3	4	4	5	6	7	7	8	8	9	9	10						11
	CHI		0	1	1	1	2	2	3	3	3	3	4	4	5	5	6	6						6



Start List

Match W14

GER vs NZL

Referees: KINDLER Eric (USA) / SIMADER Tanja (AUT)

GER - Germany

No.	Name	Date of Birth
1	NEUEFEIND Pia	1 DEC 1997
2	MEHLE Maya	10 FEB 2001
3	MOTTELER Ann-Kathrin	11 JAN 2003
5	GROSSMANN Helle	26 SEP 2001
6	ZEIHER Denise	16 DEC 1997
7	SCHRÖDER Svenja	14 NOV 1999
8	GRZYWATZ Michaela	16 MAR 1994
10	SCHELL Henriette	2 SEP 1998
11	HOLLMANN Ida	20 SEP 2000
12	NADERMANN Jordan	12 AUG 2004

Coach: KRÄMER Eva

GER Played		
PR	AUT	3- 0
PR	SUI	2- 3
PR	BRA	1- 3

NZL - New Zealand

No.	Name	Date of Birth
2	THAYER Louise	12 MAR 1988
5	STEELE Caitlin	12 AUG 1997
6	BROOKS Dharma	11 OCT 2000
10	SIMMERS Luka	28 JUL 2002
11	RANDRUP Kelsey	30 JUN 1994
12	BOOTH Briana	8 JAN 1997
15	PLACID Tiana	1 OCT 1994

Coach: STEELE Logan

NZL Played		
PR	CHI	3- 2
PR	ARG	2- 3
PR	USA	3- 0

Legend:

(C) Captain

No. Number

PR Preliminary Round



Results

Match W14

Germany (GER) 3 - 0 New Zealand (NZL)

Referees: KINDLER Eric (USA) / SIMADER Tanja (AUT)

Match Summary		Result	Set 1	Set 2	Set 3
Germany	GER	3	11	11	11
New Zealand	NZL	0	4	5	4
Duration		26 min	9 min	9 min	8 min

Game Progress

Set 1	GER		0	1	2	2	3	4	5	6	6	7	8	9	9	10	11
	NZL		1	1	1	2	2	2	2	2	3	3	3	3	4	4	4
Set 2	GER		1	2	2	3	3	4	5	5	6	7	8	9	10	10	11
	NZL		0	0	1	1	2	2	2	3	3	3	3	3	3	4	5
Set 3	GER		0	1	2	3	4	4	5	6	7	8	9	9	10	10	11
	NZL		1	1	1	1	1	2	2	2	2	2	2	3	3	4	4



Start List

Match W01

CHI vs NZL

Referees: HELDMAIER Nicole (GER) / TENY ING. Werner (AUT)

CHI - Chile

No.	Name	Date of Birth
1	NARVAEZ Catalina	30 APR 1999
3	MODINGER Lorena	4 DEC 1984
4	VALENZUELA Lorenza	11 AUG 1997
5	VILCHES Josefa	4 OCT 2009
6	PAREDES Trinidad	7 JAN 2008
7	THIENEMANN Rafaela	5 JUN 2006
9	CARRENO Emilia	29 MAR 2007
10	DAHLING Mikaela	13 AUG 2010

Coach: MARCOS Cristian

CHI Played		
PR	NZL	9 AUG
PR	USA	9 AUG
PR	ARG	10 AUG

NZL - New Zealand

No.	Name	Date of Birth
2	THAYER Louise	12 MAR 1988
5	STEELE Caitlin	12 AUG 1997
6	BROOKS Dharma	11 OCT 2000
10	SIMMERS Luka	28 JUL 2002
11	RANDRUP Kelsey	30 JUN 1994
12	BOOTH Briana	8 JAN 1997
15	PLACID Tiana	1 OCT 1994

Coach: STEELE Logan

NZL Played		
PR	CHI	9 AUG
PR	ARG	9 AUG
PR	USA	10 AUG

Legend:

(C) Captain

No. Number

PR Preliminary Round



Results

Match W01

Chile (CHI) 2 - 3 New Zealand (NZL)

Referees: HELDMAIER Nicole (GER) / TENY ING. Werner (AUT)

Match Summary		Result	Set 1	Set 2	Set 3	Set 4	Set 5
Chile	CHI	2	9	11	11	11	10
New Zealand	NZL	3	11	8	13	9	12
Duration		71 min	12 min	14 min	16 min	14 min	15 min

Game Progress

Set 1	CHI		1	1	1	2	3	3	4	4	4	5	5	6	7	8	8	8	9	9	9	9				
	NZL		0	1	2	2	2	3	3	4	5	5	6	6	6	6	7	8	8	9	10	11				
Set 2	CHI		0	0	1	1	1	1	2	2	3	4	5	6	6	7	7	8	9	10	11					
	NZL		1	2	2	3	4	5	5	6	6	6	6	6	7	7	8	8	8	8	8	8				
Set 3	CHI		0	0	1	1	2	3	3	4	4	5	6	6	7	8	8	8	8	9	10	10	10	11	11	11
	NZL		1	2	2	3	3	3	4	4	5	5	5	6	6	6	7	8	9	9	9	10	11	11	12	13
Set 4	CHI		1	2	3	4	5	5	6	6	6	7	7	7	7	7	8	9	9	9	10	11				
	NZL		0	0	0	0	0	1	1	2	3	3	4	5	6	7	7	7	8	9	9	9	9	9	9	
Set 5	CHI		0	1	1	2	2	3	3	3	3	4	5	5	5	6	7	7	8	8	9	10	10	10	10	
	NZL		1	1	2	2	3	3	4	5	6	6	6	7	8	8	8	9	9	9	10	10	10	11	12	



Start List

Match W02

ARG vs USA

Referees: NIEMANN Olaf (GER) / OBERKERSCH Alwin (GER)

ARG - Argentina

No.	Name	Date of Birth
2	FIGUEROLA WOLFSTELLER Dana Micaela	22 JAN 1998
4	VELIZ Mora Lucia	11 JUN 1999
5	FIGUEROLA WOLFSTELLER Yara	25 JUL 2000
7	KRONBERG Barbara	8 MAY 2000
8	FIGUEROLA WOLFSTELLER Kala	8 JUL 2002
9	FAVOT Andrea Victoria	5 APR 1984
17	CULLEN Malena	23 NOV 2006

Coach: FRITZ Federico Gerardo

ARG Played		
PR	USA	0- 0
PR	NZL	9 AUG
PR	CHI	10 AUG

USA - United States

No.	Name	Date of Birth
1	STANTON Amanda	11 AUG 2003
5	VAUGHAN Allison	11 JUL 1990
6	RAUH Amber	30 JUL 1996
8	MARQUES Vanessa	1 FEB 1996
16	PEREIRA Danielle	24 JUL 2006
19	RUTHERFORD Kristen	23 OCT 1995
20	CLINE Rebecca	21 MAY 1992
76	FERNANDO Shanna Nethmi	29 APR 2008

Coach: DOLLASE Emma

USA Played		
PR	ARG	0- 0
PR	CHI	9 AUG
PR	NZL	10 AUG

Legend:

(C) Captain

No. Number

PR Preliminary Round



Results

Match W02

Argentina (ARG) 3 - 0 United States (USA)

Referees: NIEMANN Olaf (GER) / OBERKERSCH Alwin (GER)

Match Summary		Result	Set 1	Set 2	Set 3
Argentina	ARG	3	11	14	11
United States	USA	0	7	12	5
Duration		37 min	12 min	15 min	10 min

Game Progress

Set 1	ARG		1	2	3	3	4	4	5	5	6	6	7	7	8	9	9	9	10	11								
	USA		0	0	0	1	1	2	2	3	3	4	4	5	5	5	6	7	7	7								
Set 2	ARG		0	1	1	2	3	3	3	4	5	5	6	7	7	8	9	9	10	10	10	10	11	11	11	12	13	14
	USA		1	1	2	2	2	3	4	4	4	5	5	5	6	6	6	7	7	8	9	10	10	11	12	12	12	12
Set 3	ARG		1	2	2	3	4	5	6	6	7	7	7	8	8	9	10	11										
	USA		0	0	1	1	1	1	1	2	2	3	4	4	5	5	5	5										



Start List

Match W05

CHI vs USA

Referees: NIEMANN Olaf (GER) / OBERKERSCH Alwin (GER)

CHI - Chile

No.	Name	Date of Birth
1	NARVAEZ Catalina	30 APR 1999
3	MODINGER Lorena	4 DEC 1984
4	VALENZUELA Lorenza	11 AUG 1997
5	VILCHES Josefa	4 OCT 2009
6	PEREDES Trinidad	7 JAN 2008
7	THIENEMANN Rafaela	5 JUN 2006
9	CARRENO Emilia	29 MAR 2007
10	DAHLING Mikaela	13 AUG 2010

Coach: MARCOS Cristian

CHI Played		
PR	NZL	2- 3
PR	USA	0- 0
PR	ARG	10 AUG

USA - United States

No.	Name	Date of Birth
1	STANTON Amanda	11 AUG 2003
5	VAUGHAN Allison	11 JUL 1990
6	RAUH Amber	30 JUL 1996
8	MARQUES Vanessa	1 FEB 1996
18	PEREIRA Danielle	24 JUL 2006
19	RUTHERFORD Kristen	23 OCT 1995
20	CLINE Rebecca	21 MAY 1992
76	FERNANDO Shanna Nethmi	29 APR 2008

Coach: DOLLASE Emma

USA Played		
PR	ARG	0- 3
PR	CHI	0- 0
PR	NZL	10 AUG

Legend:

(C) Captain

No. Number

PR

Preliminary Round



Results

Match W05

Chile (CHI) 3 - 0 United States (USA)

Referees: NIEMANN Olaf (GER) / OBERKERSCH Alwin (GER)

Match Summary		Result	Set 1	Set 2	Set 3
Chile	CHI	3	11	11	14
United States	USA	0	7	2	12
Duration		45 min	14 min	13 min	18 min

Game Progress

Set 1	CHI		0	1	1	2	2	3	3	4	4	5	6	7	8	8	9	9	10	11
	USA		1	1	2	2	3	3	4	4	5	5	5	5	5	6	6	7	7	7

Set 2	CHI		1	2	3	4	5	5	6	7	8	8	9	10	11
	USA		0	0	0	0	0	1	1	1	1	2	2	2	2

Set 3	CHI		1	2	2	2	3	4	5	5	6	6	7	7	7	8	8	9	9	9	10	10	10	11	12	12	13	14
	USA		0	0	1	2	2	2	2	3	3	4	4	5	6	6	7	7	8	9	9	10	11	11	11	12	12	12



Start List

Match W06

ARG vs NZL

Referees: SIMADER Tanja (AUT) / SIEBER Patrick (SUI)

ARG - Argentina

No.	Name	Date of Birth
2	FIGUEROLA WOLFSTELLER Dana Micaela	22 JAN 1998
4	VELIZ Mora Lucia	11 JUN 1999
5	FIGUEROLA WOLFSTELLER Yara	25 JUL 2000
7	KRONBERG Barbara	8 MAY 2000
8	FIGUEROLA WOLFSTELLER Kala	8 JUL 2002
9	FAVOT Andrea Victoria	5 APR 1984
17	CULLEN Malena	23 NOV 2006

Coach: FRITZ Federico Gerardo

ARG Played		
PR	USA	9 AUG
PR	NZL	9 AUG
PR	CHI	10 AUG

NZL - New Zealand

No.	Name	Date of Birth
2	THAYER Louise	12 MAR 1988
5	STEELE Caitlin	12 AUG 1997
6	BROOKS Dharma	11 OCT 2000
10	SIMMERS Luka	28 JUL 2002
11	RANDRUP Kelsey	30 JUN 1994
12	BOOTH Brieana	8 JAN 1997
15	PLACID Tiana	1 OCT 1994

Coach: STEELE Logan

NZL Played		
PR	CHI	9 AUG
PR	ARG	9 AUG
PR	USA	10 AUG

Legend:

(C) Captain

No. Number

PR Preliminary Round



Results

Match W06

Argentina (ARG) 3 - 2 New Zealand (NZL)

Referees: SIMADER Tanja (AUT) / SIEBER Patrick (SUI)

Match Summary		Result	Set 1	Set 2	Set 3	Set 4	Set 5
Argentina	ARG	3	9	11	11	10	13
New Zealand	NZL	2	11	6	8	12	11
Duration		84 min	18 min	13 min	18 min	16 min	19 min

Game Progress

Set 1	ARG		1	1	1	2	2	2	3	3	3	4	4	5	6	7	8	8	8	9	9
	NZL		0	1	2	3	3	4	5	5	6	7	7	8	8	8	8	9	10	10	11
Set 2	ARG		1	1	2	3	4	4	4	5	6	6	7	8	9	9	9	10	11		
	NZL		0	1	1	1	1	2	3	3	3	4	4	4	5	6	6	6	6		
Set 3	ARG		1	1	2	3	3	4	4	5	5	5	6	7	7	7	8	9	10	10	11
	NZL		0	1	1	1	2	2	3	3	4	5	5	5	6	7	7	7	7	8	8
Set 4	ARG		1	2	2	3	3	4	4	5	6	6	6	7	7	8	8	9	9	9	10
	NZL		0	0	1	1	2	2	3	3	3	4	5	5	6	6	7	7	8	9	10
Set 5	ARG		0	1	2	2	3	3	3	3	4	4	4	5	5	6	7	7	8	9	10
	NZL		1	1	1	2	2	3	4	5	5	6	7	7	8	8	8	9	9	9	10



Start List

Match W10

NZL vs USA

Referees: SIMADER Tanja (AUT) / TENY ING. Werner (AUT)

NZL - New Zealand

No.	Name	Date of Birth
2	THAYER Louise	12 MAR 1988
5	STEELE Caitlin	12 AUG 1997
6	BROOKS Dharma	11 OCT 2000
10	SIMMERS Luka	28 JUL 2002
11	RANDRUP Kelsey	30 JUN 1994
12	BOOTH Briana	8 JAN 1997
15	PLACID Tiana	1 OCT 1994

Coach: STEELE Logan

NZL Played		
PR	CHI	3- 2
PR	ARG	2- 3
PR	USA	11 AUG

USA - United States

No.	Name	Date of Birth
1	STANTON Amanda	11 AUG 2003
5	VAUGHAN Allison	11 JUL 1990
6	RAUH Amber	30 JUL 1996
8	MARQUES Vanessa	1 FEB 1996
15	FERNANDO Shanna Nethmi	29 APR 2008
18	PEREIRA Danielle	24 JUL 2006
19	RUTHERFORD Kristen	23 OCT 1995
20	CLINE Rebecca	21 MAY 1992

Coach: DOLLASE Emma

USA Played		
PR	ARG	0- 3
PR	CHI	0- 3
PR	NZL	11 AUG

Legend:

(C) Captain No. Number PR Preliminary Round

Start Time changed due to weather conditions



Results

Match W10

New Zealand (NZL) 3 - 0 United States (USA)

Referees: SIMADER Tanja (AUT) / TENY ING. Werner (AUT)

Match Summary		Result	Set 1	Set 2	Set 3
New Zealand	NZL	3	11	11	11
United States	USA	0	9	5	8
Duration		32 min	12 min	11 min	9 min

Game Progress

Set 1	NZL		0	1	1	2	2	2	2	3	4	5	5	6	6	7	7	8	9	9	10	11
	USA		1	1	2	2	3	4	5	5	5	5	6	6	7	7	8	8	8	9	9	9
Set 2	NZL		1	1	2	2	3	4	4	5	5	6	6	7	8	9	10	11				
	USA		0	1	1	2	2	2	3	3	4	4	5	5	5	5	5	5	5			
Set 3	NZL		1	1	2	2	3	3	4	4	5	5	6	6	7	7	8	9	10	10	11	
	USA		0	1	1	2	2	3	3	4	4	5	5	6	6	7	7	7	7	8	8	



Start List

Match W09

CHI vs ARG

Referees: HELDMAIER Nicole (GER) / KINDLER Eric (USA)

CHI - Chile

No.	Name	Date of Birth
1	NARVAEZ Catalina	30 APR 1999
3	MODINGER Lorena	4 DEC 1984
4	VALENZUELA Lorenza	11 AUG 1997
5	VILCHES Josefa	4 OCT 2009
6	PAREDES Trinidad	7 JAN 2008
7	THIENEMANN Rafaela	5 JUN 2006
9	CARRENO Emilia	29 MAR 2007
10	DAHLING Mikaela	13 AUG 2010

Coach: MARCOS Cristian

CHI Played		
PR	NZL	2- 3
PR	USA	3- 0
PR	ARG	11 AUG

ARG - Argentina

No.	Name	Date of Birth
2	FIGUEROLA WOLFSTELLER Dana Micaela	22 JAN 1998
4	VELIZ Mora Lucia	11 JUN 1999
5	FIGUEROLA WOLFSTELLER Yara	25 JUL 2000
7	KRONBERG Barbara	8 MAY 2000
8	FIGUEROLA WOLFSTELLER Kala	8 JUL 2002
9	FAVOT Andrea Victoria	5 APR 1984
17	CULLEN Malena	23 NOV 2006

Coach: FRITZ Federico Gerardo

ARG Played		
PR	USA	3- 0
PR	NZL	3- 2
PR	CHI	11 AUG

Legend:				
(C)	Captain	No.	Number	PR Preliminary Round

Start Time changed due to weather conditions



Results

Match W09

Chile (CHI) 3 - 0 Argentina (ARG)

Referees: HELDMAIER Nicole (GER) / KINDLER Eric (USA)

Match Summary		Result	Set 1	Set 2	Set 3
Chile	CHI	3	11	11	14
Argentina	ARG	0	8	8	12
Duration		43 min	13 min	12 min	18 min

Game Progress

Set 1	CHI		1	1	1	2	2	2	3	4	5	6	6	7	7	8	8	9	9	10	11							
	ARG		0	1	2	2	3	4	4	4	4	4	5	5	6	6	7	7	8	8	8							
Set 2	CHI		1	1	2	2	3	3	3	4	4	5	6	7	8	8	9	9	10	10	11							
	ARG		0	1	1	2	2	3	4	4	5	5	5	5	5	6	6	7	7	8	8							
Set 3	CHI		1	2	2	2	3	4	4	5	5	5	6	6	7	8	8	8	9	9	10	10	11	11	12	12	13	14
	ARG		0	0	1	2	2	2	3	3	4	5	5	6	6	6	7	8	8	9	9	10	10	10	11	11	12	12



Start List

Match W03

BRA vs SUI

Referees: SIMADER Tanja (AUT) / NIEMANN Olaf (GER)

BRA - Brazil

No.	Name	Date of Birth
1	AGUERO Maria Eduarda Hadlich	12 MAY 2009
2	LUCCHIN Giovanna	9 JUL 1999
4	JAKUES Cecilia	15 JAN 2000
5	EBERT Luna	12 NOV 2005
6	ZOTT JACOBS Manuela	25 NOV 2002
7	HOBERREK Julia	31 OCT 2006
8	SUFFERT Bianca	16 AUG 2002
9	de SOUZA HUASKA Cristiane	1 OCT 1991
10	SUFFERT Sabine	5 JAN 1998

Coach: VENEROSO Carlos Alberto

BRA Played		
PR	SUI	9 AUG
PR	AUT	9 AUG
PR	GER	10 AUG

SUI - Switzerland

No.	Name	Date of Birth
1	SPRENGER Kim	27 JAN 2007
3	SCHLATTINGER Mirjam	21 DEC 1999
4	BUCHER Jamie	15 JAN 1998
5	LANG Adela	29 JUN 2004
6	HESS Rahel	16 FEB 1996
7	BOGNAR Tanja	20 APR 1998
9	FRISCHKNECHT Fabienne	27 JAN 1996
10	STAHeli Corinne	28 MAY 2001
11	PETERHANS Sara	1 MAR 2000
13	LANG Marketa	13 DEC 2007

Coach: LANG Oliver

SUI Played		
PR	BRA	9 AUG
PR	GER	9 AUG
PR	AUT	10 AUG

Legend:

(C) Captain

No. Number

PR Preliminary Round



Results

Match W03

Brazil (BRA) 3 - 2 Switzerland (SUI)

Referees: SIMADER Tanja (AUT) / NIEMANN Olaf (GER)

Match Summary		Result	Set 1	Set 2	Set 3	Set 4	Set 5
Brazil	BRA	3	7	4	11	11	11
Switzerland	SUI	2	11	11	7	9	4
Duration		73 min	15 min	12 min	14 min	18 min	14 min

Game Progress

Set 1	BRA		1	1	2	2	3	3	4	4	4	5	5	5	6	7	7	7	7
	SUI		0	1	2	2	3	3	4	4	5	6	6	7	8	8	9	10	11
Set 2	BRA		0	0	0	0	1	1	1	2	3	3	3	4	4	4	4	4	4
	SUI		1	2	3	4	4	5	6	6	6	7	8	8	9	10	11	11	11
Set 3	BRA		1	1	2	3	3	4	4	5	5	6	6	6	7	8	8	9	10
	SUI		0	1	1	1	2	2	3	3	4	4	5	6	6	6	7	7	7
Set 4	BRA		1	1	2	2	2	3	3	3	4	4	5	5	6	6	6	7	8
	SUI		0	1	1	2	3	3	4	5	5	6	6	7	7	8	9	9	9
Set 5	BRA		1	1	2	3	3	4	5	6	7	8	8	9	10	10	11	11	11
	SUI		0	1	1	1	2	2	2	2	2	2	3	3	3	4	4	4	4



Start List

Match W04

GER vs AUT

Referees: KINDLER Eric (USA) / SIEBER Patrick (SUI)

GER - Germany

No.	Name	Date of Birth
1	NEUEFEIND Pia	1 DEC 1997
2	MEHLE Maya	10 FEB 2001
3	MOTTELER Ann-Kathrin	11 JAN 2003
5	GROSSMANN Helle	26 SEP 2001
6	ZEIHER Denise	16 DEC 1997
7	SCHRODER Svenja	14 NOV 1999
8	GRZYWATZ Michaela	16 MAR 1994
10	SCHELL Henriette	2 SEP 1998
11	HOLLMANN Ida	20 SEP 2000
12	NADERMANN Jordan	12 AUG 2004

Coach: KRÄMER Eva

GER Played		
PR	AUT	9 AUG
PR	SUI	9 AUG
PR	BRA	10 AUG

AUT - Austria

No.	Name	Date of Birth
1	RUDLSTORFER Alina	17 FEB 2000
2	MAYR Iris	19 DEC 1996
3	WEGLEHNER Ines	23 NOV 1999
4	KAMMERHUBER Jasmin	8 DEC 2001
5	ENGLEDER Emilia	28 JUL 2000
6	SCHARINGER Marie	11 FEB 2004
7	GAHLEITNER Katharina	5 FEB 1997
8	WOITSCH Antonia	30 OCT 1999
9	PINSKER Jana	8 SEP 1999
10	UNTERAUER Nina	26 FEB 2004

Coach: AZESBERGER Karin

AUT Played		
PR	GER	9 AUG
PR	BRA	9 AUG
PR	SUI	10 AUG

Legend:

(C) Captain

No. Number

PR Preliminary Round



Results

Match W04

Germany (GER) 3 - 0 Austria (AUT)

Referees: KINDLER Eric (USA) / SIEBER Patrick (SUI)

Match Summary		Result	Set 1	Set 2	Set 3
Germany	GER	3	11	11	11
Austria	AUT	0	8	6	6
Duration		33 min	10 min	10 min	13 min

Game Progress

Set 1	GER		1	1	1	2	3	4	4	4	5	6	7	7	8	8	8	9	10	10	11
	AUT		0	1	2	2	2	2	3	4	4	4	4	5	5	6	7	7	7	8	8
Set 2	GER		0	0	1	2	2	3	3	4	5	5	6	7	8	9	9	10	11		
	AUT		1	2	2	2	3	3	4	4	4	5	5	5	5	5	6	6	6	6	
Set 3	GER		0	0	0	1	2	3	3	3	4	5	6	6	7	8	9	10	11		
	AUT		1	2	3	3	3	3	4	5	5	5	5	6	6	6	6	6	6	6	



Start List

Match W07

BRA vs AUT

Referees: KINDLER Eric (USA) / NIEMANN Olaf (GER)

BRA - Brazil

No.	Name	Date of Birth
1	AGUERO Maria Eduarda Hadlich	12 MAY 2009
2	LUCCHIN Giovanna	9 JUL 1999
4	JAKUES Cecilia	15 JAN 2000
5	EBERT Luna	12 NOV 2005
6	ZOTT JACOBS Manuela	25 NOV 2002
7	HOBERREK Julia	31 OCT 2006
8	SUFFERT Bianca	16 AUG 2002
9	de SOUZA HUASKA Cristiane	1 OCT 1991
10	SUFFERT Sabine	5 JAN 1998

Coach: VENEROSO Carlos Alberto

BRA Played		
PR	SUI	9 AUG
PR	AUT	9 AUG
PR	GER	10 AUG

AUT - Austria

No.	Name	Date of Birth
1	RUDLSTORFER Alina	17 FEB 2000
2	MAYR Iris	19 DEC 1996
3	WEGLEHNER Ines	23 NOV 1999
4	KAMMERHUBER Jasmin	8 DEC 2001
5	ENGLEDER Emilia	28 JUL 2000
6	SCHARINGER Marie	11 FEB 2004
7	GAHLEITNER Katharina	5 FEB 1997
8	WOITSCH Antonia	30 OCT 1999
9	PINSKER Jana	8 SEP 1999
10	UNTERAUER Nina	26 FEB 2004

Coach: AZESBERGER Karin

AUT Played		
PR	GER	9 AUG
PR	BRA	9 AUG
PR	SUI	10 AUG

Legend:

(C) Captain No. Number PR Preliminary Round



Results

Match W07

Brazil (BRA) 3 - 1 Austria (AUT)

Referees: KINDLER Eric (USA) / NIEMANN Olaf (GER)

Match Summary		Result	Set 1	Set 2	Set 3	Set 4
Brazil	BRA	3	11	11	9	11
Austria	AUT	1	6	4	11	4
Duration		52 min	14 min	10 min	15 min	13 min

Game Progress

Set 1	BRA		0	0	1	2	3	4	4	5	6	6	7	8	8	8	9	10	11
	AUT		1	2	2	2	2	2	3	3	3	4	4	4	5	6	6	6	6

Set 2	BRA		1	2	3	3	4	5	5	6	6	7	8	9	9	10	11
	AUT		0	0	0	1	1	1	2	2	3	3	3	3	4	4	4

Set 3	BRA		0	1	2	2	3	3	4	4	4	5	5	6	6	6	7	7	7	8	9	9
	AUT		1	1	1	2	2	3	3	4	5	5	6	6	7	8	8	9	10	10	10	11

Set 4	BRA		1	2	3	3	4	5	6	6	6	7	7	8	9	10	11
	AUT		0	0	0	1	1	1	1	2	3	3	4	4	4	4	4



Start List

Match W08

GER vs SUI

Referees: TENY ING. Werner (AUT) / SIMADER Tanja (AUT)

GER - Germany

No.	Name	Date of Birth
1	NEUEFEIND Pia	1 DEC 1997
2	MEHLE Maya	10 FEB 2001
3	MOTTELER Ann-Kathrin	11 JAN 2003
5	GROSSMANN Helle	26 SEP 2001
6	ZEIHER Denise	16 DEC 1997
7	SCHRODER Svenja	14 NOV 1999
8	GRZYWATZ Michaela	16 MAR 1994
10	SCHELL Henriette	2 SEP 1998
11	HOLLMANN Ida	20 SEP 2000
12	NADERMANN Jordan	12 AUG 2004

Coach: KRÄMER Eva

GER Played		
PR	AUT	9 AUG
PR	SUI	9 AUG
PR	BRA	10 AUG

SUI - Switzerland

No.	Name	Date of Birth
1	SPRENGER Kim	27 JAN 2007
3	SCHLATTINGER Mirjam	21 DEC 1999
4	BUCHER Jamie	15 JAN 1998
5	LANG Adela	29 JUN 2004
6	HESS Rahel	16 FEB 1996
7	BOGNAR Tanja	20 APR 1998
9	FRISCHKNECHT Fabienne	27 JAN 1996
10	STAHeli Corinne	28 MAY 2001
11	PETERHANS Sara	1 MAR 2000
13	LANG Marketa	13 DEC 2007

Coach: LANG Oliver

SUI Played		
PR	BRA	9 AUG
PR	GER	9 AUG
PR	AUT	10 AUG

Legend:

(C) Captain

No. Number

PR Preliminary Round



Results

Match W08

Germany (GER) 2 - 3 Switzerland (SUI)

Referees: TENY ING. Werner (AUT) / SIMADER Tanja (AUT)

Match Summary		Result	Set 1	Set 2	Set 3	Set 4	Set 5
Germany	GER	2	11	8	7	11	11
Switzerland	SUI	3	6	11	11	7	13
Duration		76 min	14 min	15 min	13 min	13 min	21 min

Game Progress

Set 1	GER		0	1	1	2	3	3	4	4	4	5	6	7	7	8	9	10	11								
	SUI		1	1	2	2	2	3	3	4	5	5	5	5	6	6	6	6	6								
Set 2	GER		0	1	1	2	3	3	3	4	4	4	5	6	6	7	7	8	8	8							
	SUI		1	1	2	2	2	3	4	4	5	6	6	6	7	7	8	8	9	10	11						
Set 3	GER		0	1	1	2	2	2	3	3	4	4	4	5	5	6	6	6	7	7							
	SUI		1	1	2	2	3	4	4	5	5	6	7	7	8	8	9	10	10	11							
Set 4	GER		0	1	2	3	4	5	5	6	6	6	7	8	8	9	9	10	10	11							
	SUI		1	1	1	1	1	1	2	2	3	4	4	4	5	5	6	6	7	7							
Set 5	GER		1	1	1	1	1	2	3	4	5	5	6	6	7	7	7	7	8	9	10	10	10	10	11	11	11
	SUI		0	1	2	3	4	4	4	4	4	5	5	6	6	7	8	9	9	9	9	10	11	11	12	13	



Start List

Match W12

SUI vs AUT

Referees: OBERKERSCH Alwin (GER) / HELDMAIER Nicole (GER)

SUI - Switzerland

No.	Name	Date of Birth
1	SPRENGER Kim	27 JAN 2007
3	SCHLATTINGER Mirjam	21 DEC 1999
4	BUCHER Jamie	15 JAN 1998
5	LANG Adela	29 JUN 2004
6	HESS Rahel	16 FEB 1996
7	BOGNAR Tanja	20 APR 1998
9	FRISCHKNECHT Fabienne	27 JAN 1996
10	STÄHELI Corinne	28 MAY 2001
11	PETERHANS Sara	1 MAR 2000
13	LANG Marketa	13 DEC 2007

Coach: LANG Oliver

SUI Played		
PR	BRA	0- 0
PR	GER	3- 2
PR	AUT	11 AUG

AUT - Austria

No.	Name	Date of Birth
1	RUDLSTORFER Alina	17 FEB 2000
2	MAYR Iris	19 DEC 1996
3	WEGLEHNER Ines	23 NOV 1999
4	KAMMERHUBER Jasmin	8 DEC 2001
5	ENGLEDER Emilia	28 JUL 2000
6	SCHARINGER Marie	11 FEB 2004
7	GAHLEITNER Katharina	5 FEB 1997
8	WOITSCH Antonia	30 OCT 1999
9	PINSKER Jana	8 SEP 1999
10	UNTERAUER Nina	26 FEB 2004

Coach: AZESBERGER Karin

AUT Played		
PR	GER	0- 3
PR	BRA	1- 3
PR	SUI	11 AUG

Legend:

(C) Captain No. Number PR Preliminary Round

Start Time changed due to weather conditions



Results

Match W12

Switzerland (SUI) 3 - 1 Austria (AUT)

Referees: OBERKERSCH Alwin (GER) / HELDMAIER Nicole (GER)

Match Summary		Result	Set 1	Set 2	Set 3	Set 4
Switzerland	SUI	3	11	9	11	11
Austria	AUT	1	7	11	8	7
Duration		61 min	17 min	15 min	15 min	14 min

Game Progress

Set 1	SUI		1	1	2	3	3	3	3	4	5	6	6	7	8	8	9	10	10	11
	AUT		0	1	1	1	2	3	4	4	4	4	5	5	5	6	6	6	7	7

Set 2	SUI		1	2	2	3	3	3	4	4	5	5	6	7	7	7	8	8	9	9	9	9
	AUT		0	0	1	1	2	3	3	4	4	5	5	5	6	7	7	8	8	9	10	11

Set 3	SUI		0	0	1	1	2	3	4	4	5	6	6	7	7	8	9	10	10	10	11
	AUT		1	2	2	3	3	3	3	4	4	4	5	5	6	6	6	6	7	8	8

Set 4	SUI		1	2	2	3	3	4	5	5	6	6	7	7	8	8	9	10	10	11
	AUT		0	0	1	1	2	2	2	3	3	4	4	5	5	6	6	6	7	7



Start List

Match W11

BRA vs GER

Referees: SIEBER Patrick (SUI) / KINDLER Eric (USA)

BRA - Brazil

No.	Name	Date of Birth
1	AGUERO Maria Eduarda Hadlich	12 MAY 2009
2	LUCCHIN Giovanna	9 JUL 1999
4	JAKUES Cecilia	15 JAN 2000
5	EBERT Luna	12 NOV 2005
6	ZOTT JACOBS Manuela	25 NOV 2002
7	HOBERREK Julia	31 OCT 2006
8	SUFFERT Bianca	16 AUG 2002
9	de SOUZA HUASKA Cristiane	1 OCT 1991
10	SUFFERT Sabine	5 JAN 1998

Coach: VENEROSO Carlos Alberto

BRA Played		
PR	SUI	0- 0
PR	AUT	3- 1
PR	GER	11 AUG

GER - Germany

No.	Name	Date of Birth
1	NEUEFEIND Pia	1 DEC 1997
2	MEHLE Maya	10 FEB 2001
3	MOTTELER Ann-Kathrin	11 JAN 2003
5	GROSSMANN Helle	26 SEP 2001
6	ZEIHER Denise	16 DEC 1997
7	SCHRODER Svenja	14 NOV 1999
8	GRZYWATZ Michaela	16 MAR 1994
10	SCHELL Henriette	2 SEP 1998
11	HOLLMANN Ida	20 SEP 2000
12	NADERMANN Jordan	12 AUG 2004

Coach: KRÄMER Eva

GER Played		
PR	AUT	3- 0
PR	SUI	2- 3
PR	BRA	11 AUG

Legend:

(C) Captain No. Number PR Preliminary Round

Start Time changed due to weather conditions



Results

Match W11

Brazil (BRA) 3 - 1 Germany (GER)

Referees: SIEBER Patrick (SUI) / KINDLER Eric (USA)

Match Summary		Result	Set 1	Set 2	Set 3	Set 4
Brazil	BRA	3	12	7	11	11
Germany	GER	1	10	11	6	8
Duration		56 min	14 min	17 min	12 min	13 min

Game Progress

Set 1	BRA		0	1	2	2	2	3	3	4	5	6	6	7	7	8	8	9	9	10	10	11	12
	GER		1	1	1	2	3	3	4	4	4	4	5	6	6	7	7	8	8	9	9	10	10
Set 2	BRA		1	1	1	1	1	1	2	2	3	3	4	4	5	6	7	7	7	7			
	GER		0	1	2	3	4	5	5	6	6	7	7	8	8	8	8	9	10	11			
Set 3	BRA		1	2	2	3	3	4	4	5	5	6	6	7	8	9	9	10	11				
	GER		0	0	1	1	2	2	3	3	4	4	5	5	5	5	6	6	6				
Set 4	BRA		1	1	2	3	4	5	5	5	5	6	6	7	7	7	8	8	9	10	11		
	GER		0	1	1	1	1	1	2	3	4	4	5	5	6	7	7	8	8	8	8		



TWG
2025
CHENGDU



FLAG FOOTBALL

RESULTS BOOK

TABLE OF CONTENTS



20	Flag Football	2084
20.1	Table of Contents	2085
20.2	Competition Schedule	2090
20.3	Daily Schedule	2091
20.3.1	Daily Schedule - 14 Aug 2025	2091
20.3.2	Daily Schedule - 15 Aug 2025	2092
20.3.3	Daily Schedule - 16 Aug 2025	2093
20.3.4	Daily Schedule - 17 Aug 2025	2094
20.4	Medallists by Event	2095
20.5	Medal Standings	2096
20.6	Women	2097
20.6.1	Team Roster	2098
20.6.1.1	Team Roster - AUT	2098
20.6.1.2	Team Roster - CAN	2099
20.6.1.3	Team Roster - CHN	2100
20.6.1.4	Team Roster - GBR	2101
20.6.1.5	Team Roster - ITA	2102
20.6.1.6	Team Roster - JPN	2103
20.6.1.7	Team Roster - MEX	2104
20.6.1.8	Team Roster - USA	2105
20.6.2	Tournament Summary	2106
20.6.3	Cumulative Statistics	2108
20.6.3.1	Cumulative Statistics - AUT	2108
20.6.3.2	Cumulative Statistics - CAN	2109
20.6.3.3	Cumulative Statistics - CHN	2110
20.6.3.4	Cumulative Statistics - GBR	2111
20.6.3.5	Cumulative Statistics - ITA	2112
20.6.3.6	Cumulative Statistics - JPN	2113
20.6.3.7	Cumulative Statistics - MEX	2114
20.6.3.8	Cumulative Statistics - USA	2115
20.6.4	Medallists	2116
20.6.5	Finals	2117
20.6.5.1	7th Place Game #W21	2117
20.6.5.1.1	Start List ITA - JPN	2117
20.6.5.1.2	Results ITA - JPN	2118
20.6.5.2	5th Place Game #W22	2119
20.6.5.2.1	Start List GBR - CHN	2119

RESULTS BOOK

TABLE OF CONTENTS

20.6.5.2.2	Results GBR - CHN	2120
20.6.5.3	Bronze Medal Game #W23	2122
20.6.5.3.1	Start List AUT - CAN	2122
20.6.5.3.2	Results AUT - CAN	2123
20.6.5.4	Gold Medal Game #W24	2125
20.6.5.4.1	Start List USA - MEX	2125
20.6.5.4.2	Results USA - MEX	2126
20.6.6	Semifinals	2128
20.6.6.1	Game #W19	2128
20.6.6.1.1	Start List USA - AUT	2128
20.6.6.1.2	Results USA - AUT	2129
20.6.6.2	Game #W20	2131
20.6.6.2.1	Start List MEX - CAN	2131
20.6.6.2.2	Results MEX - CAN	2132
20.6.7	Consolation Semifinals 5-8	2133
20.6.7.1	Game #W17	2133
20.6.7.1.1	Start List ITA - GBR	2133
20.6.7.1.2	Results ITA - GBR	2134
20.6.7.2	Game #W18	2136
20.6.7.2.1	Start List CHN - JPN	2136
20.6.7.2.2	Results CHN - JPN	2137
20.6.8	Quarterfinals	2139
20.6.8.1	Game #W13	2139
20.6.8.1.1	Start List USA - ITA	2139
20.6.8.1.2	Results USA - ITA	2140
20.6.8.2	Game #W14	2142
20.6.8.2.1	Start List CAN - JPN	2142
20.6.8.2.2	Results CAN - JPN	2143
20.6.8.3	Game #W15	2145
20.6.8.3.1	Start List GBR - AUT	2145
20.6.8.3.2	Results GBR - AUT	2146
20.6.8.4	Game #W16	2148
20.6.8.4.1	Start List MEX - CHN	2148
20.6.8.4.2	Results MEX - CHN	2149
20.6.9	Preliminary Round - Group B	2150
20.6.9.1	Game #W03	2150
20.6.9.1.1	Start List GBR - ITA	2150
20.6.9.1.2	Results GBR - ITA	2151
20.6.9.2	Game #W04	2152
20.6.9.2.1	Start List MEX - JPN	2152
20.6.9.2.2	Results MEX - JPN	2153
20.6.9.3	Game #W07	2155
20.6.9.3.1	Start List GBR - JPN	2155
20.6.9.3.2	Results GBR - JPN	2156

RESULTS BOOK

TABLE OF CONTENTS

20.6.9.4	Game #W08	2158
20.6.9.4.1	Start List MEX - ITA	2158
20.6.9.4.2	Results MEX - ITA	2159
20.6.9.5	Game #W11	2161
20.6.9.5.1	Start List GBR - MEX	2161
20.6.9.5.2	Results GBR - MEX	2162
20.6.9.6	Game #W12	2164
20.6.9.6.1	Start List JPN - ITA	2164
20.6.9.6.2	Results JPN - ITA	2165
20.6.10	Preliminary Round - Group A	2167
20.6.10.1	Game #W01	2167
20.6.10.1.1	Start List USA - CAN	2167
20.6.10.1.2	Results USA - CAN	2168
20.6.10.2	Game #W02	2170
20.6.10.2.1	Start List CHN - AUT	2170
20.6.10.2.2	Results CHN - AUT	2171
20.6.10.3	Game #W05	2173
20.6.10.3.1	Start List USA - AUT	2173
20.6.10.3.2	Results USA - AUT	2174
20.6.10.4	Game #W06	2176
20.6.10.4.1	Start List CAN - CHN	2176
20.6.10.4.2	Results CAN - CHN	2177
20.6.10.5	Game #W09	2179
20.6.10.5.1	Start List CAN - AUT	2179
20.6.10.5.2	Results CAN - AUT	2180
20.6.10.6	Game #W10	2182
20.6.10.6.1	Start List USA - CHN	2182
20.6.10.6.2	Results USA - CHN	2183



Competition Schedule

As of SUN 17 AUG 2025

Date	Start Time	Teams	Phase	Match No.
THU 14 AUG	09:00	USA vs CAN	Preliminary Round - Group A	1
	10:10	CHN vs AUT	Preliminary Round - Group A	2
	11:20	GBR vs ITA	Preliminary Round - Group B	3
	14:30	MEX vs JPN	Preliminary Round - Group B	4
	15:40	USA vs AUT	Preliminary Round - Group A	5
	16:50	CAN vs CHN	Preliminary Round - Group A	6
FRI 15 AUG	09:00	GBR vs JPN	Preliminary Round - Group B	7
	10:30	MEX vs ITA	Preliminary Round - Group B	8
	12:00	CAN vs AUT	Preliminary Round - Group A	9
	14:30	USA vs CHN	Preliminary Round - Group A	10
	16:00	GBR vs MEX	Preliminary Round - Group B	11
	17:30	JPN vs ITA	Preliminary Round - Group B	12
SAT 16 AUG	08:30	USA vs ITA	Quarterfinal	13
	09:50	CAN vs JPN	Quarterfinal	14
	11:10	GBR vs AUT	Quarterfinal	15
	12:30	MEX vs CHN	Quarterfinal	16
	15:00	USA vs AUT	Semifinal	19
	16:20	MEX vs CAN	Semifinal	20
	17:40	ITA vs GBR	Consolation Semifinal 5-8	17
	18:50	CHN vs JPN	Consolation Semifinal 5-8	18
SUN 17 AUG	09:00	ITA vs JPN	7th Place Game	21
	10:10	GBR vs CHN	5th Place Game	22
	11:30	AUT vs CAN	Bronze Medal Game	23
	13:00	USA vs MEX	Gold Medal Game	24

Note:
Schedule subject to change. Please check WebResults for any updates made during the day.

Legend:
No. Number



THU 14 AUG 2025

Daily Schedule

Start Time	Teams	Phase	Match No	Officials
09:00	USA vs CAN	Preliminary Round - Group A	1	Referee: MADSEN DB (DEN) Down Judge: STEINER M Field Judge: ZAMPEDRI R Side Judge: ZHUANG H
10:10	CHN vs AUT	Preliminary Round - Group A	2	Referee: BROOKES-LEWIS J (GBR) Down Judge: SZYMKO M Field Judge: ZAMPEDRI R Side Judge: STEINER M
11:20	GBR vs ITA	Preliminary Round - Group B	3	Referee: ABRAMS D (USA) Down Judge: COPE N Field Judge: PESSOA G Side Judge: ZHANG Q
14:30	MEX vs JPN	Preliminary Round - Group B	4	Referee: MADSEN DB (DEN) Down Judge: STEINER M Field Judge: ZAMPEDRI R Side Judge: ZHUANG H
15:40	USA vs AUT	Preliminary Round - Group A	5	Referee: BROOKES-LEWIS J (GBR) Down Judge: SZYMKO M Field Judge: XING T Side Judge: WEI D
16:50	CAN vs CHN	Preliminary Round - Group A	6	Referee: ABRAMS D (USA) Down Judge: COPE N Field Judge: PESSOA G Side Judge: BROOKES-LEWIS J

Legend:

No. Number

Timing and Results provided by Tissot



FRI 15 AUG 2025

Daily Schedule

Start Time	Teams	Phase	Match No	Officials
09:00	GBR vs JPN	Preliminary Round - Group B	7	Referee: MADSEN DB (DEN) Down Judge: STEINER M Field Judge: ZAMPEDRI R Side Judge: ZHUANG H
10:30	MEX vs ITA	Preliminary Round - Group B	8	Referee: ABRAMS D (USA) Down Judge: COPE N Field Judge: PESSOA G Side Judge: ZHANG Q
12:00	CAN vs AUT	Preliminary Round - Group A	9	Referee: BROOKES-LEWIS J (GBR) Down Judge: SZYMKO M Field Judge: XING T Side Judge: WEI D
14:30	USA vs CHN	Preliminary Round - Group A	10	Referee: MADSEN DB (DEN) Down Judge: STEINER M Field Judge: ZAMPEDRI R Side Judge: SZYMKO M
16:00	GBR vs MEX	Preliminary Round - Group B	11	Referee: ABRAMS D (USA) Down Judge: COPE N Field Judge: PESSOA G Side Judge: ZHANG Q
17:30	JPN vs ITA	Preliminary Round - Group B	12	Referee: BROOKES-LEWIS J (GBR) Down Judge: SZYMKO M Field Judge: XING T Side Judge: WEI D

Legend:

No. Number

Timing and Results provided by Tissot



SAT 16 AUG 2025

Daily Schedule

Start Time	Teams	Phase	Match No	Officials
08:30	USA vs ITA	Quarterfinal	13	Referee: BROOKES-LEWIS J (GBR) Down Judge: SZYMKO M Field Judge: XING T Side Judge: WEI D
09:50	CAN vs JPN	Quarterfinal	14	Referee: ABRAMS D (USA) Down Judge: COPE N Field Judge: PESSOA G Side Judge: ZHANG Q
11:10	GBR vs AUT	Quarterfinal	15	Referee: MADSEN DB (DEN) Down Judge: STEINER M Field Judge: ZAMPEDRI R Side Judge: ZHUANG H
12:30	MEX vs CHN	Quarterfinal	16	Referee: ABRAMS D (USA) Down Judge: COPE N Field Judge: PESSOA G Side Judge: BROOKES-LEWIS J
15:00	USA vs AUT	Semifinal	19	Referee: MADSEN DB (DEN) Down Judge: STEINER M Field Judge: ZAMPEDRI R Side Judge: ZHUANG H
16:20	MEX vs CAN	Semifinal	20	Referee: BROOKES-LEWIS J (GBR) Down Judge: SZYMKO M Field Judge: XING T Side Judge: WEI D
17:40	ITA vs GBR	Consolation Semifinal 5-8	17	Referee: ABRAMS D (USA) Down Judge: COPE N Field Judge: PESSOA G Side Judge: ZHANG Q
18:50	CHN vs JPN	Consolation Semifinal 5-8	18	Referee: BROOKES-LEWIS J (GBR) Down Judge: SZYMKO M Field Judge: ZAMPEDRI R Side Judge: STEINER M

Legend:
No. Number



SUN 17 AUG 2025

Daily Schedule

Start Time	Teams	Phase	Match No	Officials
09:00	ITA vs JPN	7th Place Game	21	Referee: WEI D (CHN) Down Judge: XING T Field Judge: ZHANG Q Side Judge: ZHUANG H
10:10	GBR vs CHN	5th Place Game	22	Referee: MADSEN DB (DEN) Down Judge: SZYMKO M Field Judge: PESSOA G Side Judge: STEINER M
11:30	AUT vs CAN	Bronze Medal Game	23	Referee: ABRAMS D (USA) Down Judge: COPE N Field Judge: WEI D Side Judge: STEINER M
13:00	USA vs MEX	Gold Medal Game	24	Referee: MADSEN DB (DEN) Down Judge: BROOKES-LEWIS J Field Judge: ZAMPEDRI R Side Judge: XING T

Legend:

No. Number

Timing and Results provided by Tissot



Medallists by Event

As of SUN 17 AUG 2025 at 14:16

Event	Date	Medal	Name	NOC Code
Women	SUN 17 AUG	GOLD	2 CHAVEZ Victoria 3 CONTRERAS Silvia 4 RANGEL Monica 8 FERNANDEZ Andrea 9 AGUAYO Ana 11 BOURDE Elizabeth 13 MARTINEZ Andrea 26 GALAN Zara 27 SALAZAR Allison 31 RINCON Tania 33 FLORES Diana 99 FUNES Angela	MEX
		SILVER	1 HERNANDEZ-SILVA Brianna 2 EDWARDS Ashley 3 JENKINS London 4 KROUCH Vanita 5 FULFORD Madison 7 JONCICH Maci 10 CLARK-ROBINSON Amber 13 AUTRY Deliah 17 ORSBORN Addison 23 GERACI Isabella 25 BRYAN Laneah 32 KLAM Ashlea	USA
		BRONZE	1 BEAUDOIN Clara 4 LANDRY Rosalie 7 BEAUCHAMP Lauriane 9 RACINE Emma 11 PARKER Sara 12 GERVAIS Sabrina 15 MOQUIN-JOUBERT Caroline 17 DUVAL Lea 18 FOURNIER Alexane 33 GAUMONT Catherine 55 CARON Laurence 81 MOLIMARD Laura	CAN



Medal Standings

As of SUN 17 AUG 2025 at 14:16

Rank	NOC	Women				Rank by Total
		G	S	B	Tot.	
1	MEX - Mexico	1			1	=1
2	USA - United States of America		1		1	=1
3	CAN - Canada			1	1	=1
Total:		1	1	1	3	

Legend:

= Equal sign indicates that two or more countries share the same rank by total

B Bronze **G** Gold **S** Silver **Tot.** Total

Timing and Results provided by Tissot



TWG
2025
CHENGDU



FLAG FOOTBALL

Women



Team Roster

As of WED 13 AUG 2025

AUT - Austria

Shirt No.	Name	Playing Position	Age
1	SOTTNER Franziska Tabitha	Receiver	30
3	PEHAM Bianca	Defensive Back	24
4	HELM Magdalena	Receiver	19
5	MUELLEGGER Helena Giovanna	Defensive Back	18
6	MANSBART Katrin (C)	Center	31
8	HADER Daniela	Defensive Back	28
10	STRIBRNY Saskia	Quarterback	34
15	TRONIARSKY Viktoria Viola	Defensive Back	19
16	KUGLER Karoline	Receiver	31
17	SPITZER Sophie (C)	Defensive Back	26
22	EINFALT Sophie Lisa	Defensive Back	20
29	HAISCHBERGER Mara	Receiver	21
Team Average:			25.1

Head Coach: RIEDL Robert

Legend:

(C) Captain No. Number



Team Roster

As of WED 13 AUG 2025

CAN - Canada

Shirt No.	Name	Playing Position	Age
1	BEAUDOIN Clara	Receiver	25
4	LANDRY Rosalie	Defensive Back	24
7	BEAUCHAMP Lauriane	Defensive Back	28
9	RACINE Emma	Receiver	24
11	PARKER Sara	Quarterback	25
12	GERVAIS Sabrina	Defensive Back	35
15	MOQUIN-JOUBERT Caroline (C)	Receiver	25
17	DUVAL Lea	Blitzer	25
18	FOURNIER Alexane	Receiver	22
33	GAUMONT Catherine	Defensive Back	27
55	CARON Laurence	Defensive Back	24
81	MOLIMARD Laura	Center	21
Team Average:			25.4

Head Coach: LESSARD Rachel

Legend:			
(C)	Captain	No.	Number



Team Roster

As of WED 13 AUG 2025

CHN - People's Republic of China

Shirt No.	Name	Playing Position	Age
3	GAO Zixuan	Receiver	21
5	NIU Xinyu	Quarterback	17
7	FENG Haolin (C)	Quarterback	27
8	LIN Wenze	Receiver	20
9	WU Yanran	Receiver	18
10	ZHANG Tianhua	Defensive Back	29
11	LIU Mengfei	Defensive Back	19
12	XU Zihan	Defensive Back	17
16	WANG Xin	Center	22
22	WU Jingyi	Blitzer	19
23	ZENG Zhijia (C)	Defensive Back	25
29	QIU Zitong	Defensive Back	18
Team Average:			21.0

Head Coach: GUO Ruibin

Legend:			
(C)	Captain	No.	Number



Team Roster

As of WED 13 AUG 2025

GBR - Great Britain

Shirt No.	Name	Playing Position	Age
5	CONWAY Grace (C)	Receiver	26
7	ALLEN Jessica	Quarterback	22
9	THORPE Ellie (C)	Defensive Back	31
10	SNELSON Abi	Blitzer	24
11	BAKOWSKA-MATHEWS Marta	Receiver	32
12	DEDICOAT Emma	Defensive Back	24
15	KEMP Emily	Receiver	23
16	SCHECTER Phoebe	Center	35
22	ELLIOTT Hannah	Defensive Back	19
24	BRUINVELS Kate	Center	31
81	CARTER Laura	Defensive Back	24
88	FRIMPONG Jochebed	Defensive Back	20
Team Average:			25.9

Head Coach: REED Jack (USA)

Legend:			
(C)	Captain	No.	Number



Team Roster

As of WED 13 AUG 2025

ITA - Italy

Shirt No.	Name	Playing Position	Age
1	FIMIANI Alice	Receiver	25
3	BUSSOLA Mariaelena	Defensive Back	26
8	PASTORI Monica	Receiver	28
9	JIRJENA Renate	Defensive Back	27
11	SGROI Maria Carolina	Quarterback	31
21	CORNA Giulia	Blitzer	26
26	RADISAVLJEVIC Aleksandra	Receiver	31
32	BIANCHELLI Carola	Defensive Back	21
39	PERONI Chiara	Defensive Back	26
43	GUGLIELMINO Yvonne (C)	Defensive Back	39
88	GERMINETTI Margherita	Receiver	20
99	ZOCCA Giada	Center	33
Team Average:			27.8

Head Coach: MONARDI Tommaso

Legend:			
(C)	Captain	No.	Number



Team Roster

As of SAT 16 AUG 2025

JPN - Japan

Shirt No.	Name	Playing Position	Age
1	SATO Yuki (C)	Receiver	34
2	MORINAGA Koyuki	Center	20
5	KANATANI Asahi	Blitzer	25
7	OMI Yurika (C)	Receiver	26
9	NAKAHATA Yuri	Center	22
10	IWATA Chihiro	Quarterback	21
11	UEMATSU Akari	Quarterback	21
14	SHIMODAIRA Kana	Receiver	27
18	MIYAKE Moe	Receiver	33
22	YAGI Tomoyo	Quarterback	19
26	TAKATA Meiko	Defensive Back	26
30	MIZUTANI Komachi	Receiver	22
Team Average:			24.7

Head Coach: NOBUHARA Norikazu

Legend:			
(C)	Captain	No.	Number



Team Roster

As of SAT 16 AUG 2025

MEX - Mexico

Shirt No.	Name	Playing Position	Age
2	CHAVEZ Victoria	Defensive Back	24
3	CONTRERAS Silvia (C)	Center	31
4	RANGEL Monica	Receiver	26
8	FERNANDEZ Andrea	Blitzer	27
9	AGUAYO Ana	Receiver	32
11	BOURDE Elizabeth	Defensive Back	27
13	MARTINEZ Andrea	Receiver	20
26	GALAN Zara	Defensive Back	23
27	SALAZAR Allison	Defensive Back	20
31	RINCON Tania	Quarterback	24
33	FLORES Diana	Quarterback	27
99	FUNES Angela	Defensive Back	22
Team Average:			25.3

Head Coach: ALFARO ESPINOZA Fernando

Legend:			
(C)	Captain	No.	Number



Team Roster

As of WED 13 AUG 2025

USA - United States of America

Shirt No.	Name	Playing Position	Age
1	HERNANDEZ-SILVA Brianna	Defensive Back	26
2	EDWARDS Ashley	Defensive Back	35
3	JENKINS London	Receiver	19
4	KROUCH Vanita (C)	Quarterback	44
5	FULFORD Madison	Receiver	30
7	JONCICH Maci	Receiver	19
10	CLARK-ROBINSON Amber (C)	Defensive Back	32
13	AUTRY Deliah	Defensive Back	29
17	ORSBORN Addison	Blitzer	22
23	GERACI Isabella	Receiver	24
25	BRYAN Laneah	Defensive Back	29
32	KLAM Ashlea	Center	20
Team Average:			27.4

Head Coach: MORTAZAVI Saaid

Legend:			
(C)	Captain	No.	Number



Tournament Summary

As of SUN 17 AUG 2025 at 14:15

POOL A

Rank	Team	MP	W	T	L	Pts	PF	PA	PDiff
1	USA	3	3	0	0	6	126	77	49
2	CAN	3	2	0	1	4	113	76	37
3	AUT	3	1	0	2	2	106	127	-21
4	CHN	3	0	0	3	0	69	134	-65

Team	USA	CAN	AUT	CHN
USA		39 - 31	48 - 34	39 - 12
CAN	31 - 39		34 - 25	48 - 12
AUT	34 - 48	25 - 34		47 - 45
CHN	12 - 39	12 - 48	45 - 47	

POOL B

Rank	Team	MP	W	T	L	Pts	PF	PA	PDiff
1	MEX	3	3	0	0	6	121	44	77
2	GBR	3	2	0	1	4	65	71	-6
3	JPN	3	1	0	2	2	81	73	8
4	ITA	3	0	0	3	0	26	105	-79

Team	MEX	GBR	JPN	ITA
MEX		34 - 13	41 - 24	46 - 7
GBR	13 - 34		26 - 24	26 - 13
JPN	24 - 41	24 - 26		33 - 6
ITA	7 - 46	13 - 26	6 - 33	

Date	Start Time	Teams	Phase	Match No.	Full Time	1st Half	2nd Half	Overtime
THU 14 AUG	9:00	USA vs CAN	Preliminary Round - Group A	1	39 - 31	18 - 19	21 - 12	
	10:10	CHN vs AUT	Preliminary Round - Group A	2	45 - 47	25 - 27	20 - 20	
	11:20	GBR vs ITA	Preliminary Round - Group B	3	26 - 13	13 - 7	13 - 6	
	14:30	MEX vs JPN	Preliminary Round - Group B	4	41 - 24	21 - 12	20 - 12	
	15:40	USA vs AUT	Preliminary Round - Group A	5	48 - 34	20 - 21	28 - 13	
	16:50	CAN vs CHN	Preliminary Round - Group A	6	48 - 12	20 - 6	28 - 6	
FRI 15 AUG	9:00	GBR vs JPN	Preliminary Round - Group B	7	26 - 24	20 - 12	6 - 12	
	10:30	MEX vs ITA	Preliminary Round - Group B	8	46 - 7	14 - 0	32 - 7	
	12:00	CAN vs AUT	Preliminary Round - Group A	9	34 - 25	21 - 13	13 - 12	
	14:30	USA vs CHN	Preliminary Round - Group A	10	39 - 12	26 - 6	13 - 6	
	16:00	GBR vs MEX	Preliminary Round - Group B	11	13 - 34	13 - 14	0 - 20	
	17:30	JPN vs ITA	Preliminary Round - Group B	12	33 - 6	20 - 0	13 - 6	
SAT 16 AUG	8:30	USA vs ITA	Quarterfinal	13	33 - 12	27 - 0	6 - 12	
	9:50	CAN vs JPN	Quarterfinal	14	32 - 27	6 - 20	26 - 7	
	11:10	GBR vs AUT	Quarterfinal	15	28 - 40	14 - 27	14 - 13	
	12:30	MEX vs CHN	Quarterfinal	16	40 - 0	20 - 0	20 - 0	
	15:00	USA vs AUT	Semifinal	19	46 - 39	20 - 25	26 - 14	
	16:20	MEX vs CAN	Semifinal	20	25 - 13	13 - 7	12 - 6	
SUN 17 AUG	17:40	ITA vs GBR	Consolation Semifinal 5-8	17	28 - 35	21 - 14	7 - 14	0 - 7
	18:50	CHN vs JPN	Consolation Semifinal 5-8	18	28 - 22	13 - 14	15 - 8	
	9:00	ITA vs JPN	7th Place Game	21	0 - 33	0 - 20	0 - 13	
	10:10	GBR vs CHN	5th Place Game	22	34 - 13	19 - 7	15 - 6	
	11:30	AUT vs CAN	Bronze Medal Game	23	20 - 38	20 - 19	0 - 19	
	13:00	USA vs MEX	Gold Medal Game	24	21 - 26	7 - 14	14 - 12	



Tournament Summary

As of SUN 17 AUG 2025 at 14:15

Knock out Round						Final Standings		
Quarterfinals		Semifinals		Finals		Medal	Rank	Team
USA	33					Gold	1	Mexico
Match 13, 16 AUG 08:30		USA	46			Silver	2	United States of America
ITA	12					Bronze	3	Canada
GBR	28						4	Austria
Match 15, 16 AUG 11:10		Match 19, 16 AUG 15:00		USA	21		5	Great Britain
AUT	40	AUT	39				6	People's Republic of China
MEX	40						7	Japan
Match 16, 16 AUG 12:30				Match 24, 17 AUG 13:00		Winner - Gold	8	Italy
CHN	0	MEX	25			MEX		
CAN	32					Loser - Silver		
Match 14, 16 AUG 09:50		Match 20, 16 AUG 16:20		MEX	26	USA		
JPN	27	CAN	13					
				AUT	20			
				Match 23, 17 AUG 11:30		Winner - Bronze		
				CAN	38	CAN		
						Loser - 4th		
						AUT		
Consolation Round 5-8								
ITA	28							
Match 17, 16 AUG 17:40		GBR	34					
GBR	35					Winner - 5th		
CHN	28			Match 22, 17 AUG 10:10		GBR		
Match 18, 16 AUG 18:50						Loser - 6th		
JPN	22	CHN	13			CHN		
		ITA	0					
		Match 21, 17 AUG 09:00				Winner - 7th		
		JPN	33			JPN		
						Loser - 8th		
						ITA		

Legend:												
L	Loss	MP	Matches Played	Pts	Points	PA	Points Against					
PDiff	Points Difference	PF	Points For	T	Tie	W	Win					



Cumulative Statistics

AUT - Austria

After 6 matches

No.	Name	MP	Touchdown			PAT (1-Pt)	PAT (2-Pts)	Safety	DEF TD
			Passing	Rushing	Receiving				
1	SOTTNER Franziska Tabitha	6			9	3 / 3	1 / 1		
3	PEHAM Bianca	6							
4	HELM Magdalena	6			5	4 / 4			
5	MUELLEGGER Helena Giovanna	6							
6	MANSBART Katrin	6			5	7 / 8			
8	HADER Daniela	6							
10	STRIBRNY Saskia	6	27			0 / 8	0 / 3		
15	TRONIARSKY Viktoria Viola	6							
16	KUGLER Karoline	6		4	7	2 / 3			
17	SPITZER Sophie	6							
22	EINFALT Sophie Lisa	6							
29	HAISCHBERGER Mara	6			1	1 / 1			
Total:			27	4	27	17 / 27	1 / 4		

Legend:							
(C)	Captain	DEF TD	Defensive Touchdown	MP	Matches Played	No.	Shirt Number
PAT	Points after Touchdown	Pt	Point	Pts	Points		



Cumulative Statistics

CAN - Canada

After 6 matches

No.	Name	MP	Touchdown			PAT (1-Pt)	PAT (2-Pts)	Safety	DEF TD
			Passing	Rushing	Receiving				
1	BEAUDOIN Clara	6			4	0 / 1			
4	LANDRY Rosalie	6							
7	BEAUCHAMP Lauriane	6							
9	RACINE Emma	6			4				
11	PARKER Sara	6	30			1 / 12			
12	GERVAIS Sabrina	6							
15	MOQUIN-JOUBERT Caroline	6			9	4 / 4	1 / 1		
17	DUVAL Lea	6							
18	FOURNIER Alexane	6			4	5 / 7			
33	GAUMONT Catherine	6							
55	CARON Laurence	6							
81	MOLIMARD Laura	6			9	4 / 4			
Total:			30		30	14 / 28	1 / 1		

Legend:

(C)	Captain	DEF TD	Defensive Touchdown	MP	Matches Played	No.	Shirt Number
PAT	Points after Touchdown	Pt	Point	Pts	Points		

Timing and Results provided by Tissot



Cumulative Statistics

CHN - People's Republic of China

After 6 matches

No.	Name	MP	Touchdown			PAT (1-Pt)	PAT (2-Pts)	Safety	DEF TD
			Passing	Rushing	Receiving				
3	GAO Zixuan	6			4	0 / 2	1 / 1		
5	NIU Xinyu	6	6		1	0 / 5	0 / 1		
7	FENG Haolin	6	7			0 / 2	0 / 1		
8	LIN Wenze	6	3	1	5	3 / 3	1 / 1		
9	WU Yanran	6			4	1 / 1			
10	ZHANG Tianhua	6							
11	LIU Mengfei	6							
12	XU Zihan	6							
16	WANG Xin	6			2				
22	WU Jingyi	6							
23	ZENG Zhijia	6							
29	QIU Zitong	6							
Total:			16	1	16	4 / 13	2 / 4		

Legend:
(C) Captain **DEF TD** Defensive Touchdown **MP** Matches Played **No.** Shirt Number
PAT Points after Touchdown **Pt** Point **Pts** Points



Cumulative Statistics

GBR - Great Britain

After 6 matches

No.	Name	MP	Touchdown			PAT (1-Pt)	PAT (2-Pts)	Safety	DEF TD
			Passing	Rushing	Receiving				
5	CONWAY Grace	6			5	1 / 2	1 / 1		
7	ALLEN Jessica	6	20			0 / 6	0 / 1		
9	THORPE Ellie	6							
10	SNELSON Abi	6							
11	BAKOWSKA-MATHEWS Marta	6			2	3 / 3			
12	DEDICOAT Emma	6							
15	KEMP Emily	6	1	2	8	4 / 5			
16	SCHECTER Phoebe	6				1 / 1			
22	ELLIOTT Hannah	6		1	5	5 / 5			
24	BRUINVELS Kate	6			1				
81	CARTER Laura	6							
88	FRIMPONG Jochebed	6							1
Total:			21	3	21	14 / 22	1 / 2		1

Legend:

(C)	Captain	DEF TD	Defensive Touchdown	MP	Matches Played	No.	Shirt Number
PAT	Points after Touchdown	Pt	Point	Pts	Points		

Timing and Results provided by Tissot



Cumulative Statistics

ITA - Italy

After 6 matches

No.	Name	MP	Touchdown			PAT (1-Pt)	PAT (2-Pts)	Safety	DEF TD
			Passing	Rushing	Receiving				
1	FIMIANI Alice	6			1				
3	BUSSOLA Mariaelena	6							
8	PASTORI Monica	6				1 / 2			
9	JIRJENA Renate	6							
11	SGROI Maria Carolina	6	8		2	0 / 3			
21	CORNA Giulia	6							
26	RADISAVLJEVIC Aleksandra	6			3	1 / 1			
32	BIANCHELLI Carola	6							
39	PERONI Chiara	6							
43	GUGLIELMINO Yvonne	6							
88	GERMINETTI Margherita	6	2			2 / 2			
99	ZOCCA Giada	6			4		1 / 1		
Total:			10		10	4 / 8	1 / 1		

Legend:							
(C)	Captain	DEF TD	Defensive Touchdown	MP	Matches Played	No.	Shirt Number
PAT	Points after Touchdown	Pt	Point	Pts	Points		



Cumulative Statistics

JPN - Japan

After 6 matches

No.	Name	MP	Touchdown			PAT (1-Pt)	PAT (2-Pts)	Safety	DEF TD
			Passing	Rushing	Receiving				
1	SATO Yuki	6							
2	MORINAGA Koyuki	6				2 / 2			
5	KANATANI Asahi	6							
7	OMI Yurika	6			8	2 / 2	1 / 1		
9	NAKAHATA Yuri	6			6	3 / 3			
10	IWATA Chihiro	6	24			0 / 12	0 / 1		
11	UEMATSU Akari	6			3				
14	SHIMODAIRA Kana	6							
18	MIYAKE Moe	6			5	2 / 2			
22	YAGI Tomoyo	6	1		3	2 / 2			
26	TAKATA Meiko	6							
30	MIZUTANI Komachi	6							
Total:			25		25	11 / 23	1 / 2		

Legend:

(C)	Captain	DEF TD	Defensive Touchdown	MP	Matches Played	No.	Shirt Number
PAT	Points after Touchdown	Pt	Point	Pts	Points		

Timing and Results provided by Tissot



Cumulative Statistics

MEX - Mexico

After 6 matches

No.	Name	MP	Touchdown			PAT (1-Pt)	PAT (2-Pts)	Safety	DEF TD
			Passing	Rushing	Receiving				
2	CHAVEZ Victoria	6			3		1 / 1		
3	CONTRERAS Silvia	6			8	1 / 1	3 / 3		
4	RANGEL Monica	6			8	1 / 1	2 / 2		
8	FERNANDEZ Andrea	6							
9	AGUAYO Ana	6			5		4 / 5		
11	BOURDE Elizabeth	6							
13	MARTINEZ Andrea	6			4		1 / 1		
26	GALAN Zara	6							
27	SALAZAR Allison	6							
31	RINCON Tania	6	12		2	0 / 1	1 / 6		
33	FLORES Diana	6	19		1	0 / 5	0 / 5		
99	FUNES Angela	6							
Total:			31		31	2 / 8	12 / 23		

Legend:

(C)	Captain	DEF TD	Defensive Touchdown	MP	Matches Played	No.	Shirt Number
PAT	Points after Touchdown	Pt	Point	Pts	Points		

Timing and Results provided by Tissot



Cumulative Statistics

USA - United States of America

After 6 matches

No.	Name	MP	Touchdown			PAT (1-Pt)	PAT (2-Pts)	Safety	DEF TD
			Passing	Rushing	Receiving				
1	HERNANDEZ-SILVA Brianna	6			1				
2	EDWARDS Ashley	6							
3	JENKINS London	6			3	1 / 1			
4	KROUCH Vanita	6	26			0 / 8	0 / 2		
5	FULFORD Madison	6			10	3 / 3			
7	JONCICH Maci	6	6	1	2	4 / 6			
10	CLARK-ROBINSON Amber	6							
13	AUTRY Deliah	6		1					
17	ORSBORN Addison	6						1	
23	GERACI Isabella	6			10	8 / 9			
25	BRYAN Laneah	6							
32	KLAM Ashlea	6			6	4 / 5			
Total:			32	2	32	20 / 32	0 / 2	1	

Legend:

(C)	Captain	DEF TD	Defensive Touchdown	MP	Matches Played	No.	Shirt Number
PAT	Points after Touchdown	Pt	Point	Pts	Points		

Timing and Results provided by Tissot



Medallists

GOLD	SILVER	BRONZE
MEX - Mexico 2 CHAVEZ Victoria 3 CONTRERAS Silvia 4 RANGEL Monica 8 FERNANDEZ Andrea 9 AGUAYO Ana 11 BOURDE Elizabeth 13 MARTINEZ Andrea 26 GALAN Zara 27 SALAZAR Allison 31 RINCON Tania 33 FLORES Diana 99 FUNES Angela	USA - United States of America 1 HERNANDEZ-SILVA Brianna 2 EDWARDS Ashley 3 JENKINS London 4 KROUCH Vanita 5 FULFORD Madison 7 JONCICH Maci 10 CLARK-ROBINSON Amber 13 AUTRY Deliah 17 ORSBORN Addison 23 GERACI Isabella 25 BRYAN Laneah 32 KLAM Ashlea	CAN - Canada 1 BEAUDOIN Clara 4 LANDRY Rosalie 7 BEAUCHAMP Lauriane 9 RACINE Emma 11 PARKER Sara 12 GERVAIS Sabrina 15 MOQUIN-JOUBERT Caroline 17 DUVAL Lea 18 FOURNIER Alexane 33 GAUMONT Catherine 55 CARON Laurence 81 MOLIMARD Laura



SUN 17 AUG 2025
Start Time: 9:00

Field 1

Start List

Game No: 21

ITA vs JPN

Referee: WEI Di (CHN)
Down Judge: XING Tianyu (CHN)
Field Judge: ZHANG Qipeng (CHN)
Side Judge: ZHUANG HengLi (CHN)

ITA - Italy

No.	Name	Position
11	SGROI Maria Carolina	QB
1	FIMIANI Alice	R
8	PASTORI Monica	R
26	RADISAVLJEVIC Aleksandra	R
88	GERMINETTI Margherita	R
99	ZOCCA Giada	C
3	BUSSOLA Mariaelena	DB
9	JIRJENA Renate	DB
21	CORNA Giulia	BL
32	BIANCHELLI Carola	DB
39	PERONI Chiara	DB
43	GUGLIELMINO Yvonne (C)	DB

ITA Matches		
PR	GBR	13-26
PR	MEX	7-46
PR	JPN	6-33
QF	USA	12-33
PL	GBR	28-35

JPN - Japan

No.	Name	Position
10	IWATA Chihiro	QB
11	UEMATSU Akari	QB
22	YAGI Tomoyo	QB
1	SATO Yuki (C)	R
2	MORINAGA Koyuki	C
7	OMI Yurika (C)	R
9	NAKAHATA Yuri	C
14	SHIMODAIRA Kana	R
18	MIYAKE Moe	R
30	MIZUTANI Komachi	R
5	KANATANI Asahi	BL
26	TAKATA Meiko	DB

JPN Matches		
PR	MEX	24-41
PR	GBR	24-26
PR	ITA	33-6
QF	CAN	27-32
PL	CHN	22-28

Legend:
(C) Captain BL Blitzzer C Center DB Defensive Back
No. Shirt Number QB Quarterback R Receiver



SUN 17 AUG 2025
Start Time: 9:00

Results

Game No: 21

ITA 0 - 33 JPN

Referee: WEI Di (CHN)
Down Judge: XING Tianyu (CHN)
Field Judge: ZHANG Qipeng (CHN)
Side Judge: ZHUANG HengLi (CHN)

	H1	H2	Total
ITA	0	0	0
JPN	20	13	33

ITA - Italy

No.	Name	Touchdown			PAT (1-Pt)	PAT (2-Pts)	Safety	DEF TD
		Passing	Rushing	Receiving				
1	FIMIANI Alice							
3	BUSSOLA Mariaelena							
8	PASTORI Monica							
9	JIRJENA Renate							
11	SGROI Maria Carolina							
21	CORNA Giulia							
26	RADISAVLJEVIC Aleksandra							
32	BIANCHELLI Carola							
39	PERONI Chiara							
43	GUGLIELMINO Yvonne (C)							
88	GERMINETTI Margherita							
99	ZOCCA Giada							

Total:

JPN - Japan

No.	Name	Touchdown			PAT (1-Pt)	PAT (2-Pts)	Safety	DEF TD
		Passing	Rushing	Receiving				
1	SATO Yuki (C)							
2	MORINAGA Koyuki				1 / 1			
5	KANATANI Asahi							
7	OMI Yurika (C)			1				
9	NAKAHATA Yuri			1	1 / 1			
10	IWATA Chihiro	5			0 / 2			
11	UEMATSU Akari			2				
14	SHIMODAIRA Kana							
18	MIYAKE Moe			1	1 / 1			
22	YAGI Tomoyo							
26	TAKATA Meiko							
30	MIZUTANI Komachi							

Total:

1st Half

Time	Team	No.	Name	Action	Score
12:01	JPN	18	MIYAKE M	Receiving Touchdown (pass from IWATA C)	0 - 6
11:24	JPN	18	MIYAKE M	1Pt Conversion - Receiving (pass from IWATA C)	0 - 7
03:35	JPN	9	NAKAHATA Y	Receiving Touchdown (pass from IWATA C)	0 - 13
03:12	JPN	9	NAKAHATA Y	1Pt Conversion - Receiving (pass from IWATA C)	0 - 14
00:00	JPN	7	OMI Y	Receiving Touchdown (pass from IWATA C)	0 - 20
00:00	JPN	10	IWATA C	Extra point play from 5yds no good	

2nd Half

Time	Team	No.	Name	Action	Score
03:44	JPN	11	UEMATSU A	Receiving Touchdown (pass from IWATA C)	0 - 26
03:04	JPN	2	MORINAGA K	1Pt Conversion - Receiving (pass from IWATA C)	0 - 27
01:37	JPN	11	UEMATSU A	Receiving Touchdown (pass from IWATA C)	0 - 33
01:34	JPN	10	IWATA C	Extra point play from 5yds no good	

Legend:
(C) Captain DEF TD Defensive Touchdown PAT Points after Touchdown Pt Point
Pts Points

Timing and Results provided by Tissot

FFBWTEAM5-----FNL-000400--_73 v1.0

Report Created SUN 17 AUG 2025 9:47

Page 1 / 1



Field 1

Start List

REVISED
17 AUG 10:13

Game No: 22

GBR vs CHN

Referee: MADSEN Daniel Barrera (DEN)
Down Judge: SZYMKO Magdalena (POL)
Field Judge: PESSOA Giane (BRA)
Side Judge: STEINER Mara (GER)

GBR - Great Britain

No.	Name	Position
7	ALLEN Jessica	QB
5	CONWAY Grace (C)	R
11	BAKOWSKA-MATHEWS Marta	R
15	KEMP Emily	R
16	SCHECTER Phoebe	C
24	BRUINVELS Kate	C
1	FRIMPONG Jochebed	DB
9	THORPE Ellie (C)	DB
10	SNELSON Abi	BL
12	DEDICOAT Emma	DB
22	ELLIOTT Hannah	DB
81	CARTER Laura	DB

GBR Matches		
PR	ITA	26-13
PR	JPN	26-24
PR	MEX	13-34
QF	AUT	28-40
PL	ITA	35-28

CHN - People's Republic of China

No.	Name	Position
5	NIU Xinyu	QB
7	FENG Haolin (C)	QB
3	GAO Zixuan	R
8	LIN Wenze	R
9	WU Yanran	R
16	WANG Xin	C
10	ZHANG Tianhua	DB
11	LIU Mengfei	DB
12	XU Zihan	DB
22	WU Jingyi	BL
23	ZENG Zhijia (C)	DB
29	QIU Zitong	DB

CHN Matches		
PR	AUT	45-47
PR	CAN	12-48
PR	USA	12-39
QF	MEX	0-40
PL	JPN	28-22

Legend:
(C) Captain BL Blitzler C Center DB Defensive Back
No. Shirt Number QB Quarterback R Receiver

REVISED

The shirt number of team Great Britain (GBR) player #1 has been updated.



SUN 17 AUG 2025
Start Time: 10:10

Results

Game No: 22

GBR 34 - 13 CHN

Referee: MADSEN Daniel Barrera (DEN)
Down Judge: SZYMKO Magdalena (POL)
Field Judge: PESSOA Giane (BRA)
Side Judge: STEINER Mara (GER)

	H1	H2	Total
GBR	19	15	34
CHN	7	6	13

GBR - Great Britain

No.	Name	Touchdown			PAT (1-Pt)	PAT (2-Pts)	Safety	DEF TD
		Passing	Rushing	Receiving				
1	FRIMPONG Jochebed							
5	CONWAY Grace (C)					1 / 1		
7	ALLEN Jessica	4			0 / 2			
9	THORPE Ellie (C)							
10	SNELSON Abi							
11	BAKOWSKA-MATHEWS Marta							
12	DEDICAT Emma							
15	KEMP Emily	1		2	1 / 1			
16	SCHECTER Phoebe							
22	ELLIOTT Hannah			2	1 / 1			
24	BRUINVELS Kate			1				
81	CARTER Laura							

Total:	5		5	2 / 4	1 / 1			
---------------	---	--	---	-------	-------	--	--	--

CHN - People's Republic of China

No.	Name	Touchdown			PAT (1-Pt)	PAT (2-Pts)	Safety	DEF TD
		Passing	Rushing	Receiving				
3	GAO Zixuan							
5	NIU Xinyu				0 / 1			
7	FENG Haolin (C)	1						
8	LIN Wenze	1		1	1 / 1			
9	WU Yanran			1				
10	ZHANG Tianhua							
11	LIU Mengfei							
12	XU Zihan							
16	WANG Xin							
22	WU Jingyi							
23	ZENG Zhijia (C)							
29	QIU Zitong							

Total:	2		2	1 / 2				
---------------	---	--	---	-------	--	--	--	--

1st Half

Time	Team	No.	Name	Action	Score
13:24	GBR	22	ELLIOTT H	Receiving Touchdown (pass from ALLEN J)	6 - 0
12:19	GBR	22	ELLIOTT H	1Pt Conversion - Receiving (pass from ALLEN J)	7 - 0
02:47	GBR	15	KEMP E	Receiving Touchdown (pass from ALLEN J)	13 - 0
02:38	GBR	7	ALLEN J	Extra point play from 5yds no good	
01:06	GBR	22	ELLIOTT H	Receiving Touchdown (pass from KEMP E)	19 - 0
01:06	GBR	7	ALLEN J	Extra point play from 5yds no good	
00:10	CHN	8	LIN W	Receiving Touchdown (pass from FENG H)	19 - 6
00:10	CHN	8	LIN W	1Pt Conversion - Receiving (pass from FENG H)	19 - 7

2nd Half

Time	Team	No.	Name	Action	Score
10:47	CHN	9	WU Y	Receiving Touchdown (pass from LIN W)	19 - 13
10:39	CHN	5	NIU X	Extra point play from 5yds no good	
06:18	GBR	15	KEMP E	Receiving Touchdown (pass from ALLEN J)	25 - 13
06:11	GBR	5	CONWAY G	2Pt Conversion - Receiving (pass from ALLEN J)	27 - 13
01:37	GBR	24	BRUINVELS K	Receiving Touchdown (pass from ALLEN J)	33 - 13
01:37	GBR	15	KEMP E	1Pt Conversion - Receiving (pass from ALLEN J)	34 - 13



Results

Game No: 22

Legend:					
(C)	Captain	DEF TD	Defensive Touchdown	PAT	Points after Touchdown
Pts	Points			Pt	Point



SUN 17 AUG 2025
Start Time: 11:30

Field 1

Start List

Game No: 23

AUT vs CAN

Referee: ABRAMS Desiree (USA)
Down Judge: COPE Nathan (AUS)
Field Judge: WEI Di (CHN)
Side Judge: STEINER Mara (GER)

AUT - Austria

No.	Name	Position
10	STRIBRNY Saskia	QB
1	SOTTNER Franziska Tabitha	R
4	HELM Magdalena	R
6	MANSBART Katrin (C)	C
16	KUGLER Karoline	R
29	HAISCHBERGER Mara	R
3	PEHAM Bianca	DB
5	MUELLEGGER Helena Giovanna	DB
8	HADER Daniela	DB
15	TRONIARSKY Viktoria Viola	DB
17	SPITZER Sophie (C)	DB
22	EINFALT Sophie Lisa	DB

AUT Matches		
PR	CHN	47-45
PR	USA	34-48
PR	CAN	25-34
QF	GBR	40-28
SF	USA	39-46

CAN - Canada

No.	Name	Position
11	PARKER Sara	QB
1	BEAUDOIN Clara	R
9	RACINE Emma	R
15	MOQUIN-JOUBERT Caroline (C)	R
18	FOURNIER Alexane	R
81	MOLIMARD Laura	C
4	LANDRY Rosalie	DB
7	BEAUCHAMP Lauriane	DB
12	GERVAIS Sabrina	DB
17	DUVAL Lea	BL
33	GAUMONT Catherine	DB
55	CARON Laurence	DB

CAN Matches		
PR	USA	31-39
PR	CHN	48-12
PR	AUT	34-25
QF	JPN	32-27
SF	MEX	13-25

Legend:
(C) Captain BL Blitzzer C Center DB Defensive Back
No. Shirt Number QB Quarterback R Receiver



SUN 17 AUG 2025
Start Time: 11:30

Results

Game No: 23

AUT 20 - 38 CAN

Referee: ABRAMS Desiree (USA)
Down Judge: COPE Nathan (AUS)
Field Judge: WEI Di (CHN)
Side Judge: STEINER Mara (GER)

	H1	H2	Total
AUT	20	0	20
CAN	19	19	38

AUT - Austria

No.	Name	Touchdown			PAT (1-Pt)	PAT (2-Pts)	Safety	DEF TD
		Passing	Rushing	Receiving				
1	SOTTNER Franziska Tabitha			2	1 / 1			
3	PEHAM Bianca							
4	HELM Magdalena			1	1 / 1			
5	MUELLEGGGER Helena Giovanna							
6	MANSBART Katrin (C)							
8	HADER Daniela							
10	STRIBRNY Saskia	3			0 / 1			
15	TRONIARSKY Viktoria Viola							
16	KUGLER Karoline							
17	SPITZER Sophie (C)							
22	EINFALT Sophie Lisa							
29	HAISCHBERGER Mara							
Total:		3		3	2 / 3			

CAN - Canada

No.	Name	Touchdown			PAT (1-Pt)	PAT (2-Pts)	Safety	DEF TD
		Passing	Rushing	Receiving				
1	BEAUDOIN Clara			1	0 / 1			
4	LANDRY Rosalie							
7	BEAUCHAMP Lauriane							
9	RACINE Emma			2				
11	PARKER Sara	6			0 / 3			
12	GERVAIS Sabrina							
15	MOQUIN-JOUBERT Caroline (C)			1	2 / 2			
17	DUVAL Lea							
18	FOURNIER Alexane			1				
33	GAUMONT Catherine							
55	CARON Laurence							
81	MOLIMARD Laura			1				
Total:		6		6	2 / 6			

1st Half

Time	Team	No.	Name	Action	Score
13:31	CAN	9	RACINE E	Receiving Touchdown (pass from PARKER S)	0 - 6
13:19	CAN	11	PARKER S	Extra point play from 5yds no good	
10:14	AUT	1	SOTTNER FT	Receiving Touchdown (pass from STRIBRNY S)	6 - 6
10:02	AUT	10	STRIBRNY S	Extra point play from 5yds no good	
08:05	CAN	15	MOQUIN-JOUBERT C	Receiving Touchdown (pass from PARKER S)	6 - 12
07:52	CAN	11	PARKER S	Extra point play from 5yds no good	
03:08	AUT	1	SOTTNER FT	Receiving Touchdown (pass from STRIBRNY S)	12 - 12
02:44	AUT	1	SOTTNER FT	1Pt Conversion - Receiving (pass from STRIBRNY S)	13 - 12
01:53	CAN	9	RACINE E	Receiving Touchdown (pass from PARKER S)	13 - 18
01:53	CAN	15	MOQUIN-JOUBERT C	1Pt Conversion - Receiving (pass from PARKER S)	13 - 19
00:21	AUT	4	HELM M	Receiving Touchdown (pass from STRIBRNY S)	19 - 19
00:21	AUT	4	HELM M	1Pt Conversion - Receiving (pass from STRIBRNY S)	20 - 19

2nd Half

Time	Team	No.	Name	Action	Score
16:56	CAN	18	FOURNIER A	Receiving Touchdown (pass from PARKER S)	20 - 25
16:45	CAN	15	MOQUIN-JOUBERT C	1Pt Conversion - Receiving (pass from PARKER S)	20 - 26
10:05	CAN	1	BEAUDOIN C	Receiving Touchdown (pass from PARKER S)	20 - 32
09:54	CAN	11	PARKER S	Extra point play from 5yds no good	
02:33	CAN	81	MOLIMARD L	Receiving Touchdown (pass from PARKER S)	20 - 38

Timing and Results provided by Tissot



Results

Game No: 23

02:16	CAN	1	BEAUDOIN C	Extra point play from 5yds no good	
-------	-----	---	------------	------------------------------------	--

Legend:					
(C)	Captain	DEF TD	Defensive Touchdown	PAT	Points after Touchdown
Pts	Points	Pt	Point		



Field 1

Start List

Game No: 24

USA vs MEX

Referee: MADSEN Daniel Barrera (DEN)
Down Judge: BROOKES-LEWIS Jed (GBR)
Field Judge: ZAMPEDRI Riccardo (ITA)
Side Judge: XING Tianyu (CHN)

USA - United States of America

No.	Name	Position
4	KROUCH Vanita (C)	QB
3	JENKINS London	R
5	FULFORD Madison	R
7	JONCICH Maci	R
23	GERACI Isabella	R
32	KLAM Ashlea	C
1	HERNANDEZ-SILVA Brianna	DB
2	EDWARDS Ashley	DB
10	CLARK-ROBINSON Amber (C)	DB
13	AUTRY Deliah	DB
17	ORSBORN Addison	BL
25	BRYAN Laneah	DB

USA Matches		
PR	CAN	39-31
PR	AUT	48-34
PR	CHN	39-12
QF	ITA	33-12
SF	AUT	46-39

MEX - Mexico

No.	Name	Position
31	RINCON Tania	QB
33	FLORES Diana	QB
3	CONTRERAS Silvia (C)	C
4	RANGEL Monica	R
9	AGUAYO Ana	R
13	MARTINEZ Andrea	R
2	CHAVEZ Victoria	DB
8	FERNANDEZ Andrea	BL
11	BOURDE Elizabeth	DB
26	GALAN Zara	DB
27	SALAZAR Allison	DB
99	FUNES Angela	DB

MEX Matches		
PR	JPN	41-24
PR	ITA	46-7
PR	GBR	34-13
QF	CHN	40-0
SF	CAN	25-13

Legend:
(C) Captain BL Blitzzer C Center DB Defensive Back
No. Shirt Number QB Quarterback R Receiver



SUN 17 AUG 2025
Start Time: 13:00

Results

Game No: 24

USA 21 - 26 MEX

Referee: MADSEN Daniel Barrera (DEN)
Down Judge: BROOKES-LEWIS Jed (GBR)
Field Judge: ZAMPEDRI Riccardo (ITA)
Side Judge: XING Tianyu (CHN)

	H1	H2	Total
USA	7	14	21
MEX	14	12	26

USA - United States of America

No.	Name	Touchdown			PAT (1-Pt)	PAT (2-Pts)	Safety	DEF TD
		Passing	Rushing	Receiving				
1	HERNANDEZ-SILVA Brianna							
2	EDWARDS Ashley							
3	JENKINS London							
4	KROUCH Vanita (C)	2						
5	FULFORD Madison			1				
7	JONCICH Maci							
10	CLARK-ROBINSON Amber (C)							
13	AUTRY Deliah		1					
17	ORSBORN Addison							
23	GERACI Isabella				2 / 2			
25	BRYAN Laneah							
32	KLAM Ashlea			1	1 / 1			
Total:		2	1	2	3 / 3			

MEX - Mexico

No.	Name	Touchdown			PAT (1-Pt)	PAT (2-Pts)	Safety	DEF TD
		Passing	Rushing	Receiving				
2	CHAVEZ Victoria			1				
3	CONTRERAS Silvia (C)							
4	RANGEL Monica			2		1 / 1		
8	FERNANDEZ Andrea							
9	AGUAYO Ana							
11	BOURDE Elizabeth							
13	MARTINEZ Andrea							
26	GALAN Zara							
27	SALAZAR Allison							
31	RINCON Tania	2		1				
33	FLORES Diana	2			0 / 3			
99	FUNES Angela							
Total:		4		4	0 / 3	1 / 1		

1st Half

Time	Team	No.	Name	Action	Score
00:55	USA	32	KLAM A	Receiving Touchdown (pass from KROUCH V)	6 - 0
00:55	USA	23	GERACI I	1Pt Conversion - Receiving (pass from KROUCH V)	7 - 0
00:32	MEX	4	RANGEL M	Receiving Touchdown (pass from RINCON T)	7 - 6
00:32	MEX	4	RANGEL M	2Pt Conversion - Receiving (pass from FLORES D)	7 - 8
00:19	MEX	31	RINCON T	Receiving Touchdown (pass from FLORES D)	7 - 14
00:19	MEX	33	FLORES D	Extra point play from 5yds no good	

2nd Half

Time	Team	No.	Name	Action	Score
07:34	USA	13	AUTRY D	Rushing Touchdown	13 - 14
05:51	USA	32	KLAM A	1Pt Conversion - Receiving (pass from KROUCH V)	14 - 14
02:46	MEX	4	RANGEL M	Receiving Touchdown (pass from FLORES D)	14 - 20
02:36	MEX	33	FLORES D	Extra point play from 5yds no good	
00:28	USA	5	FULFORD M	Receiving Touchdown (pass from KROUCH V)	20 - 20
00:28	USA	23	GERACI I	1Pt Conversion - Receiving (pass from KROUCH V)	21 - 20
00:00	MEX	2	CHAVEZ V	Receiving Touchdown (pass from RINCON T)	21 - 26
00:00	MEX	33	FLORES D	Extra point play from 5yds no good	



Results

Game No: 24

Legend:					
(C)	Captain	DEF TD	Defensive Touchdown	PAT	Points after Touchdown
Pts	Points			Pt	Point



SAT 16 AUG 2025
Start Time: 15:00

Field 1

Start List

Game No: 19

USA vs AUT

Referee: MADSEN Daniel Barrera (DEN)
Down Judge: STEINER Mara (GER)
Field Judge: ZAMPEDRI Riccardo (ITA)
Side Judge: ZHUANG HengLi (CHN)

USA - United States of America

No.	Name	Position
4	KROUCH Vanita (C)	QB
3	JENKINS London	R
5	FULFORD Madison	R
7	JONCICH Maci	R
23	GERACI Isabella	R
32	KLAM Ashlea	C
1	HERNANDEZ-SILVA Brianna	DB
2	EDWARDS Ashley	DB
10	CLARK-ROBINSON Amber (C)	DB
13	AUTRY Deliah	DB
17	ORSBORN Addison	BL
25	BRYAN Laneah	DB

USA Matches		
PR	CAN	39-31
PR	AUT	48-34
PR	CHN	39-12
QF	ITA	33-12

AUT - Austria

No.	Name	Position
10	STRIBRNY Saskia	QB
1	SOTTNER Franziska Tabitha	R
4	HELM Magdalena	R
6	MANSBART Katrin (C)	C
16	KUGLER Karoline	R
29	HAISCHBERGER Mara	R
3	PEHAM Bianca	DB
5	MUELLEGGER Helena Giovanna	DB
8	HADER Daniela	DB
15	TRONIARSKY Viktoria Viola	DB
17	SPITZER Sophie (C)	DB
22	EINFALT Sophie Lisa	DB

AUT Matches		
PR	CHN	47-45
PR	USA	34-48
PR	CAN	25-34
QF	GBR	40-28

Legend:
(C) Captain BL Blitzzer C Center DB Defensive Back
No. Shirt Number QB Quarterback R Receiver



SAT 16 AUG 2025
Start Time: 15:00

Results

Game No: 19

USA 46 - 39 AUT

Referee: MADSEN Daniel Barrera (DEN)
Down Judge: STEINER Mara (GER)
Field Judge: ZAMPEDRI Riccardo (ITA)
Side Judge: ZHUANG HengLi (CHN)

	H1	H2	Total
USA	20	26	46
AUT	25	14	39

USA - United States of America

No.	Name	Touchdown			PAT (1-Pt)	PAT (2-Pts)	Safety	DEF TD
		Passing	Rushing	Receiving				
1	HERNANDEZ-SILVA Brianna							
2	EDWARDS Ashley							
3	JENKINS London							
4	KROUCH Vanita (C)	5			0 / 2			
5	FULFORD Madison			3	1 / 1			
7	JONCICH Maci	2			1 / 1			
10	CLARK-ROBINSON Amber (C)							
13	AUTRY Deliah							
17	ORSBORN Addison							
23	GERACI Isabella			3	1 / 2			
25	BRYAN Laneah							
32	KLAM Ashlea			1	1 / 1			
Total:		7		7	4 / 7			

AUT - Austria

No.	Name	Touchdown			PAT (1-Pt)	PAT (2-Pts)	Safety	DEF TD
		Passing	Rushing	Receiving				
1	SOTTNER Franziska Tabitha			2		1 / 1		
3	PEHAM Bianca							
4	HELM Magdalena							
5	MUELLEGGER Helena Giovanna							
6	MANSBART Katrin (C)			2	1 / 2			
8	HADER Daniela							
10	STRIBRNY Saskia	5			0 / 1	0 / 2		
15	TRONIARSKY Viktoria Viola							
16	KUGLER Karoline		1	1				
17	SPITZER Sophie (C)							
22	EINFALT Sophie Lisa							
29	HAISCHBERGER Mara							
Total:		5	1	5	1 / 3	1 / 3		

1st Half

Time	Team	No.	Name	Action	Score
17:26	AUT	1	SOTTNER FT	Receiving Touchdown (pass from STRIBRNY S)	0 - 6
17:14	AUT	6	MANSBART K	Extra point play from 5yds no good	
15:31	USA	5	FULFORD M	Receiving Touchdown (pass from KROUCH V)	6 - 6
15:22	USA	4	KROUCH V	Extra point play from 5yds no good	
14:14	AUT	1	SOTTNER FT	Receiving Touchdown (pass from STRIBRNY S)	6 - 12
13:49	AUT	6	MANSBART K	1Pt Conversion - Receiving (pass from STRIBRNY S)	6 - 13
08:53	AUT	6	MANSBART K	Receiving Touchdown (pass from STRIBRNY S)	6 - 19
08:31	AUT	10	STRIBRNY S	Extra point play from 5yds no good	
05:43	USA	32	KLAM A	Receiving Touchdown (pass from KROUCH V)	12 - 19
05:09	USA	32	KLAM A	1Pt Conversion - Receiving (pass from KROUCH V)	13 - 19
01:34	USA	5	FULFORD M	Receiving Touchdown (pass from KROUCH V)	19 - 19
01:34	USA	5	FULFORD M	1Pt Conversion - Receiving (pass from FULFORD M)	20 - 19
00:24	AUT	16	KUGLER K	Receiving Touchdown (pass from STRIBRNY S)	20 - 25
00:22	AUT	10	STRIBRNY S	Extra point play from 5yds no good	

2nd Half

Time	Team	No.	Name	Action	Score
15:46	USA	23	GERACI I	Receiving Touchdown (pass from KROUCH V)	26 - 25
15:35	USA	23	GERACI I	1Pt Conversion - Receiving	27 - 25
12:15	USA	23	GERACI I	Receiving Touchdown (pass from KROUCH V)	33 - 25

Timing and Results provided by Tissot



SAT 16 AUG 2025
Start Time: 15:00

Results

Game No: 19

11:43	USA	23	GERACI I	Extra point play from 5yds no good	
09:08	AUT	16	KUGLER K	Rushing Touchdown	33 - 31
09:00	AUT	10	STRIBRNY S	Extra point play from 5yds no good	
04:32	USA	5	FULFORD M	Receiving Touchdown (pass from JONCICH M)	39 - 31
04:23	USA	4	KROUCH V	Extra point play from 5yds no good	
01:21	AUT	6	MANSBART K	Receiving Touchdown (pass from STRIBRNY S)	39 - 37
01:21	AUT	1	SOTTNER FT	2Pt Conversion - Receiving (pass from STRIBRNY S)	39 - 39
00:47	USA	23	GERACI I	Receiving Touchdown (pass from JONCICH M)	45 - 39
00:47	USA	7	JONCICH M	1Pt Conversion - Receiving (pass from KROUCH V)	46 - 39

Legend:					
(C)	Captain	DEF TD	Defensive Touchdown	PAT	Points after Touchdown
Pts	Points	Pt	Point		



SAT 16 AUG 2025
Start Time: 16:20

Field 1

Start List

Game No: 20

MEX vs CAN

Referee: BROOKES-LEWIS Jed (GBR)
Down Judge: SZYMKO Magdalena (POL)
Field Judge: XING Tianyu (CHN)
Side Judge: WEI Di (CHN)

MEX - Mexico

No.	Name	Position
31	RINCON Tania	QB
33	FLORES Diana	QB
3	CONTRERAS Silvia (C)	C
4	RANGEL Monica	R
9	AGUAYO Ana	R
13	MARTINEZ Andrea	R
2	CHAVEZ Victoria	DB
8	FERNANDEZ Andrea	BL
11	BOURDE Elizabeth	DB
26	GALAN Zara	DB
27	SALAZAR Allison	DB
99	FUNES Angela	DB

MEX Matches		
PR	JPN	41-24
PR	ITA	46-7
PR	GBR	34-13
QF	CHN	40-0

CAN - Canada

No.	Name	Position
11	PARKER Sara	QB
1	BEAUDOIN Clara	R
9	RACINE Emma	R
15	MOQUIN-JOUBERT Caroline (C)	R
18	FOURNIER Alexane	R
81	MOLIMARD Laura	C
4	LANDRY Rosalie	DB
7	BEAUCHAMP Lauriane	DB
12	GERVAIS Sabrina	DB
17	DUVAL Lea	BL
33	GAUMONT Catherine	DB
55	CARON Laurence	DB

CAN Matches		
PR	USA	31-39
PR	CHN	48-12
PR	AUT	34-25
QF	JPN	32-27

Legend:
(C) Captain BL Blitzzer C Center DB Defensive Back
No. Shirt Number QB Quarterback R Receiver



SAT 16 AUG 2025
Start Time: 16:20

Results

Game No: 20

MEX 25 - 13 CAN

Referee: BROOKES-LEWIS Jed (GBR)
Down Judge: SZYMKO Magdalena (POL)
Field Judge: XING Tianyu (CHN)
Side Judge: WEI Di (CHN)

	H1	H2	Total
MEX	13	12	25
CAN	7	6	13

MEX - Mexico

No.	Name	Touchdown			PAT (1-Pt)	PAT (2-Pts)	Safety	DEF TD
		Passing	Rushing	Receiving				
2	CHAVEZ Victoria							
3	CONTRERAS Silvia (C)			1				
4	RANGEL Monica				1 / 1			
8	FERNANDEZ Andrea							
9	AGUAYO Ana			2				
11	BOURDE Elizabeth							
13	MARTINEZ Andrea			1				
26	GALAN Zara							
27	SALAZAR Allison							
31	RINCON Tania	3			0 / 1	0 / 1		
33	FLORES Diana	1			0 / 1			
99	FUNES Angela							
Total:		4		4	1 / 3	0 / 1		

CAN - Canada

No.	Name	Touchdown			PAT (1-Pt)	PAT (2-Pts)	Safety	DEF TD
		Passing	Rushing	Receiving				
1	BEAUDOIN Clara							
4	LANDRY Rosalie							
7	BEAUCHAMP Lauriane							
9	RACINE Emma							
11	PARKER Sara	2			0 / 1			
12	GERVAIS Sabrina							
15	MOQUIN-JOUBERT Caroline (C)							
17	DUVAL Lea							
18	FOURNIER Alexane				1 / 1			
33	GAUMONT Catherine							
55	CARON Laurence							
81	MOLIMARD Laura			2				
Total:		2		2	1 / 2			

1st Half

Time	Team	No.	Name	Action	Score
13:16	MEX	9	AGUAYO A	Receiving Touchdown (pass from RINCON T)	6 - 0
12:22	MEX	31	RINCON T	Extra point play from 5yds no good	
06:54	CAN	81	MOLIMARD L	Receiving Touchdown (pass from PARKER S)	6 - 6
06:20	CAN	18	FOURNIER A	1Pt Conversion - Receiving	6 - 7
00:31	MEX	13	MARTINEZ A	Receiving Touchdown (pass from RINCON T)	12 - 7
00:31	MEX	4	RANGEL M	1Pt Conversion - Receiving	13 - 7

2nd Half

Time	Team	No.	Name	Action	Score
17:43	CAN	81	MOLIMARD L	Receiving Touchdown (pass from PARKER S)	13 - 13
17:11	CAN	11	PARKER S	Extra point play from 5yds no good	
08:56	MEX	9	AGUAYO A	Receiving Touchdown (pass from FLORES D)	19 - 13
08:15	MEX	33	FLORES D	Extra point play from 5yds no good	
02:29	MEX	3	CONTRERAS S	Receiving Touchdown (pass from RINCON T)	25 - 13
02:22	MEX	31	RINCON T	Extra point play from 5yds no good	

Legend:
(C) Captain DEF TD Defensive Touchdown PAT Points after Touchdown Pt Point
Pts Points

Timing and Results provided by Tissot



Field 1

Start List

Game No: 17

ITA vs GBR

Referee: ABRAMS Desiree (USA)
Down Judge: COPE Nathan (AUS)
Field Judge: PESSOA Giane (BRA)
Side Judge: ZHANG Qipeng (CHN)

ITA - Italy

No.	Name	Position
11	SGROI Maria Carolina	QB
1	FIMIANI Alice	R
8	PASTORI Monica	R
26	RADISAVLJEVIC Aleksandra	R
88	GERMINETTI Margherita	R
99	ZOCCA Giada	C
3	BUSSOLA Mariaelena	DB
9	JIRJENA Renate	DB
21	CORNA Giulia	BL
32	BIANCHELLI Carola	DB
39	PERONI Chiara	DB
43	GUGLIELMINO Yvonne (C)	DB

ITA Matches		
PR	GBR	13-26
PR	MEX	7-46
PR	JPN	6-33
QF	USA	12-33

GBR - Great Britain

No.	Name	Position
7	ALLEN Jessica	QB
5	CONWAY Grace (C)	R
11	BAKOWSKA-MATHEWS Marta	R
15	KEMP Emily	R
16	SCHECTER Phoebe	C
24	BRUINVELS Kate	C
9	THORPE Ellie (C)	DB
10	SNELSON Abi	BL
12	DEDICOAT Emma	DB
22	ELLIOTT Hannah	DB
81	CARTER Laura	DB
88	FRIMPONG Jochebed	DB

GBR Matches		
PR	ITA	26-13
PR	JPN	26-24
PR	MEX	13-34
QF	AUT	28-40

Legend:
(C) Captain BL Blitzzer C Center DB Defensive Back
No. Shirt Number QB Quarterback R Receiver



Results

Game No: 17

ITA 28 - 35 GBR

Referee: ABRAMS Desiree (USA)
Down Judge: COPE Nathan (AUS)
Field Judge: PESSOA Giane (BRA)
Side Judge: ZHANG Qipeng (CHN)

	H1	H2	OT	Total
ITA	21	7	0	28
GBR	14	14	7	35

ITA - Italy

No.	Name	Touchdown			PAT (1-Pt)	PAT (2-Pts)	Safety	DEF TD
		Passing	Rushing	Receiving				
1	FIMIANI Alice							
3	BUSSOLA Mariaelena							
8	PASTORI Monica							
9	JIRJENA Renate							
11	SGROI Maria Carolina	3		1				
21	CORNA Giulia							
26	RADISAVLJEVIC Aleksandra			2	1 / 1			
32	BIANCHELLI Carola							
39	PERONI Chiara							
43	GUGLIELMINO Yvonne (C)							
88	GERMINETTI Margherita	1			1 / 1			
99	ZOCCA Giada			1		1 / 1		
Total:		4		4	2 / 2	1 / 1		

GBR - Great Britain

No.	Name	Touchdown			PAT (1-Pt)	PAT (2-Pts)	Safety	DEF TD
		Passing	Rushing	Receiving				
5	CONWAY Grace (C)			3	1 / 1			
7	ALLEN Jessica	5			0 / 1	0 / 1		
9	THORPE Ellie (C)							
10	SNELSON Abi							
11	BAKOWSKA-MATHEWS Marta			1	1 / 1			
12	DEDICAT Emma							
15	KEMP Emily				1 / 1			
16	SCHECTER Phoebe							
22	ELLIOTT Hannah			1				
24	BRUINVELS Kate							
81	CARTER Laura							
88	FRIMPONG Jochebed							1
Total:		5		5	3 / 4	0 / 1		1

1st Half

Time	Team	No.	Name	Action	Score
12:25	ITA	99	ZOCCA G	Receiving Touchdown (pass from SGROI MC)	6 - 0
12:00	ITA	99	ZOCCA G	2Pt Conversion - Receiving (pass from SGROI MC)	8 - 0
09:07	GBR	5	CONWAY G	Receiving Touchdown (pass from ALLEN J)	8 - 6
08:59	GBR	7	ALLEN J	Extra point play from 5yds no good	
04:16	ITA	11	SGROI MC	Receiving Touchdown (pass from GERMINETTI M)	14 - 6
04:00	GBR	88	FRIMPONG J	Defensive Touchdown	14 - 8
00:51	GBR	5	CONWAY G	Receiving Touchdown (pass from ALLEN J)	14 - 14
00:51	GBR	7	ALLEN J	Extra point play from 5yds no good	
00:03	ITA	26	RADISAVLJEVIC A	Receiving Touchdown (pass from SGROI MC)	20 - 14
00:03	ITA	26	RADISAVLJEVIC A	1Pt Conversion - Receiving (pass from SGROI MC)	21 - 14

2nd Half

Time	Team	No.	Name	Action	Score
11:25	GBR	5	CONWAY G	Receiving Touchdown (pass from ALLEN J)	21 - 20
11:14	GBR	5	CONWAY G	1Pt Conversion - Receiving (pass from ALLEN J)	21 - 21
04:08	GBR	11	BAKOWSKA-MATHEWS M	Receiving Touchdown (pass from ALLEN J)	21 - 27
03:56	GBR	11	BAKOWSKA-MATHEWS M	1Pt Conversion - Receiving (pass from ALLEN J)	21 - 28
01:34	ITA	26	RADISAVLJEVIC A	Receiving Touchdown (pass from SGROI MC)	27 - 28
01:34	ITA	88	GERMINETTI M	1Pt Conversion - Receiving (pass from SGROI MC)	28 - 28

Overtime

Time	Team	No.	Name	Action	Score
FFBWTEAMS-SF5-000100--_73 v1.0					

Timing and Results provided by Tissot

Report Created SAT 16 AUG 2025 18:39

Page 1 / 2



SAT 16 AUG 2025
Start Time: 17:40

Results

Game No: 17

	GBR	22	ELLIOTT H	Receiving Touchdown (pass from ALLEN J)	28 - 34
	GBR	15	KEMP E	1Pt Conversion - Receiving (pass from ALLEN J)	28 - 35

Legend:					
(C)	Captain	DEF TD	Defensive Touchdown	PAT	Points after Touchdown
Pts	Points			Pt	Point



Field 1

Start List

Game No: 18

CHN vs JPN

Referee: BROOKES-LEWIS Jed (GBR)
Down Judge: SZYMKO Magdalena (POL)
Field Judge: ZAMPEDRI Riccardo (ITA)
Side Judge: STEINER Mara (GER)

CHN - People's Republic of China

No.	Name	Position
5	NIU Xinyu	QB
7	FENG Haolin (C)	QB
3	GAO Zixuan	R
8	LIN Wenze	R
9	WU Yanran	R
16	WANG Xin	C
10	ZHANG Tianhua	DB
11	LIU Mengfei	DB
12	XU Zihan	DB
22	WU Jingyi	BL
23	ZENG Zhijia (C)	DB
29	QIU Zitong	DB

CHN Matches		
PR	AUT	45-47
PR	CAN	12-48
PR	USA	12-39
QF	MEX	0-40

JPN - Japan

No.	Name	Position
10	IWATA Chihiro	QB
11	UEMATSU Akari	QB
22	YAGI Tomoyo	QB
1	SATO Yuki (C)	R
2	MORINAGA Koyuki	C
7	OMI Yurika (C)	R
9	NAKAHATA Yuri	C
14	SHIMODAIRA Kana	R
18	MIYAKE Moe	R
30	MIZUTANI Komachi	R
5	KANATANI Asahi	BL
26	TAKATA Meiko	DB

JPN Matches		
PR	MEX	24-41
PR	GBR	24-26
PR	ITA	33-6
QF	CAN	27-32

Legend:
(C) Captain BL Blitzzer C Center DB Defensive Back
No. Shirt Number QB Quarterback R Receiver



Results

Game No: 18

CHN 28 - 22 JPN

Referee: BROOKES-LEWIS Jed (GBR)
Down Judge: SZYMKO Magdalena (POL)
Field Judge: ZAMPEDRI Riccardo (ITA)
Side Judge: STEINER Mara (GER)

	H1	H2	Total
CHN	13	15	28
JPN	14	8	22

CHN - People's Republic of China

No.	Name	Touchdown			PAT (1-Pt)	PAT (2-Pts)	Safety	DEF TD
		Passing	Rushing	Receiving				
3	GAO Zixuan			2		1 / 1		
5	NIU Xinyu	2			0 / 1			
7	FENG Haolin (C)	2						
8	LIN Wenze			1	1 / 1			
9	WU Yanran				1 / 1			
10	ZHANG Tianhua							
11	LIU Mengfei							
12	XU Zihan							
16	WANG Xin			1				
22	WU Jingyi							
23	ZENG Zhijia (C)							
29	QIU Zitong							
Total:		4		4	2 / 3	1 / 1		

JPN - Japan

No.	Name	Touchdown			PAT (1-Pt)	PAT (2-Pts)	Safety	DEF TD
		Passing	Rushing	Receiving				
1	SATO Yuki (C)							
2	MORINAGA Koyuki							
5	KANATANI Asahi							
7	OMI Yurika (C)			1	1 / 1	1 / 1		
9	NAKAHATA Yuri			1				
10	IWATA Chihiro	3						
11	UEMATSU Akari							
14	SHIMODAIRA Kana							
18	MIYAKE Moe				1 / 1			
22	YAGI Tomoyo			1				
26	TAKATA Meiko							
30	MIZUTANI Komachi							
Total:		3		3	2 / 2	1 / 1		

1st Half

Time	Team	No.	Name	Action	Score
14:00	JPN	9	NAKAHATA Y	Receiving Touchdown (pass from IWATA C)	0 - 6
13:47	JPN	7	OMI Y	1Pt Conversion - Receiving (pass from IWATA C)	0 - 7
04:37	CHN	3	GAO Z	Receiving Touchdown (pass from FENG H)	6 - 7
04:26	CHN	9	WU Y	1Pt Conversion - Receiving (pass from FENG H)	7 - 7
01:53	JPN	7	OMI Y	Receiving Touchdown (pass from IWATA C)	7 - 13
01:53	JPN	18	MIYAKE M	1Pt Conversion - Receiving (pass from IWATA C)	7 - 14
01:13	CHN	3	GAO Z	Receiving Touchdown (pass from NIU X)	13 - 14
01:13	CHN	5	NIU X	Extra point play from 5yds no good	

2nd Half

Time	Team	No.	Name	Action	Score
12:17	CHN	16	WANG X	Receiving Touchdown (pass from NIU X)	19 - 14
12:03	CHN	8	LIN W	1Pt Conversion - Receiving (pass from NIU X)	20 - 14
08:14	JPN	22	YAGI T	Receiving Touchdown (pass from IWATA C)	20 - 20
07:10	JPN	7	OMI Y	2Pt Conversion - Receiving (pass from IWATA C)	20 - 22
03:37	CHN	8	LIN W	Receiving Touchdown (pass from FENG H)	26 - 22
02:45	CHN	3	GAO Z	2Pt Conversion - Receiving (pass from NIU X)	28 - 22



Results

Game No: 18

Legend:					
(C)	Captain	DEF TD	Defensive Touchdown	PAT	Points after Touchdown
Pts	Points			Pt	Point



Field 1

Start List

Game No: 13

USA vs ITA

Referee: BROOKES-LEWIS Jed (GBR)
Down Judge: SZYMKO Magdalena (POL)
Field Judge: XING Tianyu (CHN)
Side Judge: WEI Di (CHN)

USA - United States of America

No.	Name	Position
4	KROUCH Vanita (C)	QB
3	JENKINS London	R
5	FULFORD Madison	R
7	JONCICH Maci	R
23	GERACI Isabella	R
32	KLAM Ashlea	C
1	HERNANDEZ-SILVA Brianna	DB
2	EDWARDS Ashley	DB
10	CLARK-ROBINSON Amber (C)	DB
13	AUTRY Deliah	DB
17	ORSBORN Addison	BL
25	BRYAN Laneah	DB

USA Matches		
PR	CAN	39-31
PR	AUT	48-34
PR	CHN	39-12

ITA - Italy

No.	Name	Position
11	SGROI Maria Carolina	QB
1	FIMIANI Alice	R
8	PASTORI Monica	R
26	RADISAVLJEVIC Aleksandra	R
88	GERMINETTI Margherita	R
99	ZOCCA Giada	C
3	BUSSOLA Mariaelena	DB
9	JIRJENA Renate	DB
21	CORNA Giulia	BL
32	BIANCHELLI Carola	DB
39	PERONI Chiara	DB
43	GUGLIELMINO Yvonne (C)	DB

ITA Matches		
PR	GBR	13-26
PR	MEX	7-46
PR	JPN	6-33

Legend:
(C) Captain BL Blitzler C Center DB Defensive Back
No. Shirt Number QB Quarterback R Receiver



SAT 16 AUG 2025
Start Time: 8:30

Results

Game No: 13

USA 33 - 12 ITA

Referee: BROOKES-LEWIS Jed (GBR)
Down Judge: SZYMKO Magdalena (POL)
Field Judge: XING Tianyu (CHN)
Side Judge: WEI Di (CHN)

	H1	H2	Total
USA	27	6	33
ITA	0	12	12

USA - United States of America

No.	Name	Touchdown			PAT (1-Pt)	PAT (2-Pts)	Safety	DEF TD
		Passing	Rushing	Receiving				
1	HERNANDEZ-SILVA Brianna							
2	EDWARDS Ashley							
3	JENKINS London			1				
4	KROUCH Vanita (C)	4			0 / 1			
5	FULFORD Madison			2				
7	JONCICH Maci	1			1 / 2			
10	CLARK-ROBINSON Amber (C)							
13	AUTRY Deliah							
17	ORSBORN Addison							
23	GERACI Isabella			2	1 / 1			
25	BRYAN Laneah							
32	KLAM Ashlea				1 / 1			
Total:		5		5	3 / 5			

ITA - Italy

No.	Name	Touchdown			PAT (1-Pt)	PAT (2-Pts)	Safety	DEF TD
		Passing	Rushing	Receiving				
1	FIMIANI Alice			1				
3	BUSSOLA Mariaelena							
8	PASTORI Monica				0 / 1			
9	JIRJENA Renate							
11	SGROI Maria Carolina	1		1	0 / 1			
21	CORNA Giulia							
26	RADISAVLJEVIC Aleksandra							
32	BIANCHELLI Carola							
39	PERONI Chiara							
43	GUGLIELMINO Yvonne (C)							
88	GERMINETTI Margherita	1						
99	ZOCCA Giada							
Total:		2		2	0 / 2			

1st Half

Time	Team	No.	Name	Action	Score
17:36	USA	23	GERACI I	Receiving Touchdown (pass from KROUCH V)	6 - 0
17:31	USA	32	KLAM A	1Pt Conversion - Receiving (pass from KROUCH V)	7 - 0
14:27	USA	5	FULFORD M	Receiving Touchdown (pass from KROUCH V)	13 - 0
14:06	USA	4	KROUCH V	Extra point play from 5yds no good	
07:29	USA	3	JENKINS L	Receiving Touchdown (pass from KROUCH V)	19 - 0
07:17	USA	7	JONCICH M	1Pt Conversion - Receiving (pass from KROUCH V)	20 - 0
00:23	USA	23	GERACI I	Receiving Touchdown (pass from KROUCH V)	26 - 0
00:23	USA	23	GERACI I	1Pt Conversion - Receiving (pass from KROUCH V)	27 - 0

2nd Half

Time	Team	No.	Name	Action	Score
14:20	USA	5	FULFORD M	Receiving Touchdown (pass from JONCICH M)	33 - 0
13:33	USA	7	JONCICH M	Extra point play from 5yds no good	
09:46	ITA	1	FIMIANI A	Receiving Touchdown (pass from SGROI MC)	33 - 6
09:06	ITA	8	PASTORI M	Extra point play from 5yds no good	
02:23	ITA	11	SGROI MC	Receiving Touchdown (pass from GERMINETTI M)	33 - 12
02:15	ITA	11	SGROI MC	Extra point play from 5yds no good	



Results

Game No: 13

Legend:					
(C)	Captain	DEF TD	Defensive Touchdown	PAT	Points after Touchdown
Pts	Points			Pt	Point



Field 1

Start List

Game No: 14

CAN vs JPN

Referee: ABRAMS Desiree (USA)
Down Judge: COPE Nathan (AUS)
Field Judge: PESSOA Giane (BRA)
Side Judge: ZHANG Qipeng (CHN)

CAN - Canada

No.	Name	Position
11	PARKER Sara	QB
1	BEAUDOIN Clara	R
9	RACINE Emma	R
15	MOQUIN-JOUBERT Caroline (C)	R
18	FOURNIER Alexane	R
81	MOLIMARD Laura	C
4	LANDRY Rosalie	DB
7	BEAUCHAMP Lauriane	DB
12	GERVAIS Sabrina	DB
17	DUVAL Lea	BL
33	GAUMONT Catherine	DB
55	CARON Laurence	DB

CAN Matches		
PR	USA	31-39
PR	CHN	48-12
PR	AUT	34-25

JPN - Japan

No.	Name	Position
10	IWATA Chihiro	QB
11	UEMATSU Akari	QB
22	YAGI Tomoyo	QB
1	SATO Yuki (C)	R
2	MORINAGA Koyuki	C
7	OMI Yurika (C)	R
9	NAKAHATA Yuri	C
14	SHIMODAIRA Kana	R
18	MIYAKE Moe	R
30	MIZUTANI Komachi	R
5	KANATANI Asahi	BL
26	TAKATA Meiko	DB

JPN Matches		
PR	MEX	24-41
PR	GBR	24-26
PR	ITA	33-6

Legend:
(C) Captain BL Blitzzer C Center DB Defensive Back
No. Shirt Number QB Quarterback R Receiver



SAT 16 AUG 2025
Start Time: 9:50

Results

Game No: 14

CAN 32 - 27 JPN

Referee: ABRAMS Desiree (USA)
Down Judge: COPE Nathan (AUS)
Field Judge: PESSOA Giane (BRA)
Side Judge: ZHANG Qipeng (CHN)

	H1	H2	Total
CAN	6	26	32
JPN	20	7	27

CAN - Canada

No.	Name	Touchdown			PAT (1-Pt)	PAT (2-Pts)	Safety	DEF TD
		Passing	Rushing	Receiving				
1	BEAUDOIN Clara							
4	LANDRY Rosalie							
7	BEAUCHAMP Lauriane							
9	RACINE Emma							
11	PARKER Sara	5			0 / 2			
12	GERVAIS Sabrina							
15	MOQUIN-JOUBERT Caroline (C)			2		1 / 1		
17	DUVAL Lea							
18	FOURNIER Alexane			1	0 / 1			
33	GAUMONT Catherine							
55	CARON Laurence							
81	MOLIMARD Laura			2				
Total:		5		5	0 / 3	1 / 1		

JPN - Japan

No.	Name	Touchdown			PAT (1-Pt)	PAT (2-Pts)	Safety	DEF TD
		Passing	Rushing	Receiving				
1	SATO Yuki (C)							
2	MORINAGA Koyuki				1 / 1			
5	KANATANI Asahi							
7	OMI Yurika (C)			2				
9	NAKAHATA Yuri			1	1 / 1			
10	IWATA Chihiro	4			0 / 1			
11	UEMATSU Akari							
14	SHIMODAIRA Kana							
18	MIYAKE Moe			1				
22	YAGI Tomoyo				1 / 1			
26	TAKATA Meiko							
30	MIZUTANI Komachi							
Total:		4		4	3 / 4			

1st Half

Time	Team	No.	Name	Action	Score
16:13	JPN	9	NAKAHATA Y	Receiving Touchdown (pass from IWATA C)	0 - 6
15:49	JPN	10	IWATA C	Extra point play from 5yds no good	
06:38	JPN	7	OMI Y	Receiving Touchdown (pass from IWATA C)	0 - 12
06:06	JPN	9	NAKAHATA Y	1Pt Conversion - Receiving (pass from IWATA C)	0 - 13
01:10	CAN	15	MOQUIN-JOUBERT C	Receiving Touchdown (pass from PARKER S)	6 - 13
01:10	CAN	11	PARKER S	Extra point play from 5yds no good	
00:26	JPN	7	OMI Y	Receiving Touchdown (pass from IWATA C)	6 - 19
00:26	JPN	2	MORINAGA K	1Pt Conversion - Receiving (pass from IWATA C)	6 - 20

2nd Half

Time	Team	No.	Name	Action	Score
17:40	CAN	81	MOLIMARD L	Receiving Touchdown (pass from PARKER S)	12 - 20
17:30	CAN	18	FOURNIER A	Extra point play from 5yds no good	
10:34	CAN	15	MOQUIN-JOUBERT C	Receiving Touchdown (pass from PARKER S)	18 - 20
10:18	CAN	15	MOQUIN-JOUBERT C	2Pt Conversion - Receiving (pass from PARKER S)	20 - 20
01:55	CAN	81	MOLIMARD L	Receiving Touchdown (pass from PARKER S)	26 - 20
01:55	CAN	11	PARKER S	Extra point play from 5yds no good	
01:07	JPN	18	MIYAKE M	Receiving Touchdown (pass from IWATA C)	26 - 26
01:07	JPN	22	YAGI T	1Pt Conversion - Receiving (pass from IWATA C)	26 - 27
00:00	CAN	18	FOURNIER A	Receiving Touchdown (pass from PARKER S)	32 - 27

Timing and Results provided by Tissot



Results

Game No: 14

Legend:					
(C)	Captain	DEF TD	Defensive Touchdown	PAT	Points after Touchdown
Pts	Points			Pt	Point



Field 1

Start List

Game No: 15

GBR vs AUT

Referee: MADSEN Daniel Barrera (DEN)
Down Judge: STEINER Mara (GER)
Field Judge: ZAMPEDRI Riccardo (ITA)
Side Judge: ZHUANG HengLi (CHN)

GBR - Great Britain

No.	Name	Position
7	ALLEN Jessica	QB
5	CONWAY Grace (C)	R
11	BAKOWSKA-MATHEWS Marta	R
15	KEMP Emily	R
16	SCHECTER Phoebe	C
24	BRUINVELS Kate	C
9	THORPE Ellie (C)	DB
10	SNELSON Abi	BL
12	DEDICOAT Emma	DB
22	ELLIOTT Hannah	DB
81	CARTER Laura	DB
88	FRIMPONG Jochebed	DB

GBR Matches		
PR	ITA	26-13
PR	JPN	26-24
PR	MEX	13-34

AUT - Austria

No.	Name	Position
10	STRIBRNY Saskia	QB
1	SOTTNER Franziska Tabitha	R
4	HELM Magdalena	R
6	MANSBART Katrin (C)	C
16	KUGLER Karoline	R
29	HAISCHBERGER Mara	R
3	PEHAM Bianca	DB
5	MUELLEGGER Helena Giovanna	DB
8	HADER Daniela	DB
15	TRONIARSKY Viktoria Viola	DB
17	SPITZER Sophie (C)	DB
22	EINFALT Sophie Lisa	DB

AUT Matches		
PR	CHN	47-45
PR	USA	34-48
PR	CAN	25-34

Legend:
(C) Captain BL Blitzzer C Center DB Defensive Back
No. Shirt Number QB Quarterback R Receiver



SAT 16 AUG 2025
Start Time: 11:10

Results

Game No: 15

GBR 28 - 40 AUT

Referee: MADSEN Daniel Barrera (DEN)
Down Judge: STEINER Mara (GER)
Field Judge: ZAMPEDRI Riccardo (ITA)
Side Judge: ZHUANG HengLi (CHN)

	H1	H2	Total
GBR	14	14	28
AUT	27	13	40

GBR - Great Britain

No.	Name	Touchdown			PAT (1-Pt)	PAT (2-Pts)	Safety	DEF TD
		Passing	Rushing	Receiving				
5	CONWAY Grace (C)							
7	ALLEN Jessica	3						
9	THORPE Ellie (C)							
10	SNELSON Abi							
11	BAKOWSKA-MATHEWS Marta				1 / 1			
12	DEDICOAT Emma							
15	KEMP Emily		1	3				
16	SCHecter Phoebe							
22	ELLIOTT Hannah				3 / 3			
24	BRUINVELS Kate							
81	CARTER Laura							
88	FRIMPONG Jochebed							
Total:		3	1	3	4 / 4			

AUT - Austria

No.	Name	Touchdown			PAT (1-Pt)	PAT (2-Pts)	Safety	DEF TD
		Passing	Rushing	Receiving				
1	SOTTNER Franziska Tabitha				1 / 1			
3	PEHAM Bianca							
4	HELM Magdalena			2	1 / 1			
5	MUELLEGGER Helena Giovanna							
6	MANSBART Katrin (C)				2 / 2			
8	HADER Daniela							
10	STRIBRNY Saskia	4			0 / 2			
15	TRONIARSKY Viktoria Viola							
16	KUGLER Karoline		2	2				
17	SPITZER Sophie (C)							
22	EINFALT Sophie Lisa							
29	HAISCHBERGER Mara							
Total:		4	2	4	4 / 6			

1st Half

Time	Team	No.	Name	Action	Score
17:24	AUT	16	KUGLER K	Receiving Touchdown (pass from STRIBRNY S)	0 - 6
17:11	AUT	10	STRIBRNY S	Extra point play from 5yds no good	
11:42	AUT	16	KUGLER K	Receiving Touchdown (pass from STRIBRNY S)	0 - 12
11:31	AUT	6	MANSBART K	1Pt Conversion - Receiving (pass from STRIBRNY S)	0 - 13
07:54	GBR	15	KEMP E	Receiving Touchdown (pass from ALLEN J)	6 - 13
07:46	GBR	22	ELLIOTT H	1Pt Conversion - Receiving (pass from ALLEN J)	7 - 13
05:15	AUT	4	HELM M	Receiving Touchdown (pass from STRIBRNY S)	7 - 19
05:03	AUT	4	HELM M	1Pt Conversion - Receiving (pass from STRIBRNY S)	7 - 20
02:00	GBR	15	KEMP E	Rushing Touchdown	13 - 20
02:00	GBR	22	ELLIOTT H	1Pt Conversion - Receiving (pass from ALLEN J)	14 - 20
00:05	AUT	4	HELM M	Receiving Touchdown (pass from STRIBRNY S)	14 - 26
00:05	AUT	6	MANSBART K	1Pt Conversion - Receiving (pass from STRIBRNY S)	14 - 27

2nd Half

Time	Team	No.	Name	Action	Score
14:57	AUT	16	KUGLER K	Rushing Touchdown	14 - 33
14:42	AUT	1	SOTTNER FT	1Pt Conversion - Receiving (pass from STRIBRNY S)	14 - 34
10:05	GBR	15	KEMP E	Receiving Touchdown (pass from ALLEN J)	20 - 34
09:57	GBR	11	BAKOWSKA-MATHEWS M	1Pt Conversion - Receiving (pass from ALLEN J)	21 - 34
06:06	AUT	16	KUGLER K	Rushing Touchdown	21 - 40

Timing and Results provided by Tissot



Results

Game No: 15

05:50	AUT	10	STRIBRNY S	Extra point play from 5yds no good	
02:22	GBR	15	KEMP E	Receiving Touchdown (pass from ALLEN J)	27 - 40
02:11	GBR	22	ELLIOTT H	1Pt Conversion - Receiving (pass from ALLEN J)	28 - 40

Legend:					
(C)	Captain	DEF TD	Defensive Touchdown	PAT	Points after Touchdown
Pts	Points			Pt	Point



Field 1

Start List

Game No: 16

MEX vs CHN

Referee: ABRAMS Desiree (USA)
Down Judge: COPE Nathan (AUS)
Field Judge: PESSOA Giane (BRA)
Side Judge: BROOKES-LEWIS Jed (GBR)

MEX - Mexico

No.	Name	Position
31	RINCON Tania	QB
33	FLORES Diana	QB
3	CONTRERAS Silvia (C)	C
4	RANGEL Monica	R
9	AGUAYO Ana	R
13	MARTINEZ Andrea	R
2	CHAVEZ Victoria	DB
8	FERNANDEZ Andrea	BL
11	BOURDE Elizabeth	DB
26	GALAN Zara	DB
27	SALAZAR Allison	DB
99	FUNES Angela	DB

MEX Matches		
PR	JPN	41-24
PR	ITA	46-7
PR	GBR	34-13

CHN - People's Republic of China

No.	Name	Position
5	NIU Xinyu	QB
7	FENG Haolin (C)	QB
3	GAO Zixuan	R
8	LIN Wenze	R
9	WU Yanran	R
16	WANG Xin	C
10	ZHANG Tianhua	DB
11	LIU Mengfei	DB
12	XU Zihan	DB
22	WU Jingyi	BL
23	ZENG Zhijia (C)	DB
29	QIU Zitong	DB

CHN Matches		
PR	AUT	45-47
PR	CAN	12-48
PR	USA	12-39

Legend:
(C) Captain BL Blitzzer C Center DB Defensive Back
No. Shirt Number QB Quarterback R Receiver



SAT 16 AUG 2025
Start Time: 12:30

Results

Game No: 16

MEX 40 - 0 CHN

Referee: ABRAMS Desiree (USA)
Down Judge: COPE Nathan (AUS)
Field Judge: PESSOA Giane (BRA)
Side Judge: BROOKES-LEWIS Jed (GBR)

	H1	H2	Total
MEX	20	20	40
CHN	0	0	0

MEX - Mexico

No.	Name	Touchdown			PAT (1-Pt)	PAT (2-Pts)	Safety	DEF TD
		Passing	Rushing	Receiving				
2	CHAVEZ Victoria					1 / 1		
3	CONTRERAS Silvia (C)			4				
4	RANGEL Monica			1				
8	FERNANDEZ Andrea							
9	AGUAYO Ana							
11	BOURDE Elizabeth							
13	MARTINEZ Andrea					1 / 1		
26	GALAN Zara							
27	SALAZAR Allison							
31	RINCON Tania	5				0 / 3		
33	FLORES Diana	1		1		0 / 1		
99	FUNES Angela							

Total:	6		6		2 / 6			
---------------	---	--	---	--	-------	--	--	--

CHN - People's Republic of China

No.	Name	Touchdown			PAT (1-Pt)	PAT (2-Pts)	Safety	DEF TD
		Passing	Rushing	Receiving				
3	GAO Zixuan							
5	NIU Xinyu							
7	FENG Haolin (C)							
8	LIN Wenze							
9	WU Yanran							
10	ZHANG Tianhua							
11	LIU Mengfei							
12	XU Zihan							
16	WANG Xin							
22	WU Jingyi							
23	ZENG Zhijia (C)							
29	QIU Zitong							

Total:								
---------------	--	--	--	--	--	--	--	--

1st Half

Time	Team	No.	Name	Action	Score
16:09	MEX	3	CONTRERAS S	Receiving Touchdown (pass from FLORES D)	6 - 0
15:43	MEX	2	CHAVEZ V	2Pt Conversion - Receiving (pass from FLORES D)	8 - 0
02:42	MEX	33	FLORES D	Receiving Touchdown (pass from RINCON T)	14 - 0
02:31	MEX	31	RINCON T	Extra point play from 5yds no good	
00:17	MEX	3	CONTRERAS S	Receiving Touchdown (pass from RINCON T)	20 - 0
00:17	MEX	33	FLORES D	Extra point play from 5yds no good	

2nd Half

Time	Team	No.	Name	Action	Score
15:35	MEX	3	CONTRERAS S	Receiving Touchdown (pass from RINCON T)	26 - 0
15:15	MEX	13	MARTINEZ A	2Pt Conversion - Receiving (pass from FLORES D)	28 - 0
10:22	MEX	4	RANGEL M	Receiving Touchdown (pass from RINCON T)	34 - 0
10:09	MEX	31	RINCON T	Extra point play from 5yds no good	
02:45	MEX	3	CONTRERAS S	Receiving Touchdown (pass from RINCON T)	40 - 0
02:37	MEX	31	RINCON T	Extra point play from 5yds no good	

Legend:
(C) Captain DEF TD Defensive Touchdown PAT Points after Touchdown Pt Point
Pts Points

Timing and Results provided by Tissot

FFBWTEAM5-----QFNL000300--_73 v1.0

Report Created SAT 16 AUG 2025 13:28

Page 1 / 1



Field 1

Start List

Game No: 3

GBR vs ITA

Referee: ABRAMS Desiree (USA)
Down Judge: COPE Nathan (AUS)
Field Judge: PESSOA Giane (BRA)
Side Judge: ZHANG Qipeng (CHN)

GBR - Great Britain

No.	Name	Position
7	ALLEN Jessica	QB
5	CONWAY Grace (C)	R
11	BAKOWSKA-MATHEWS Marta	R
15	KEMP Emily	R
16	SCHECTER Phoebe	C
24	BRUINVELS Kate	C
9	THORPE Ellie (C)	DB
10	SNELSON Abi	BL
12	DEDICOAT Emma	DB
22	ELLIOTT Hannah	DB
81	CARTER Laura	DB
88	FRIMPONG Jochebed	DB

GBR Matches		
PR	ITA	14 AUG
PR	JPN	15 AUG
PR	MEX	15 AUG

ITA - Italy

No.	Name	Position
11	SGROI Maria Carolina	QB
1	FIMIANI Alice	R
8	PASTORI Monica	R
26	RADISAVLJEVIC Aleksandra	R
88	GERMINETTI Margherita	R
99	ZOCCA Giada	C
3	BUSSOLA Mariaelena	DB
9	JIRJENA Renate	DB
21	CORNA Giulia	BL
32	BIANCHELLI Carola	DB
39	PERONI Chiara	DB
43	GUGLIELMINO Yvonne (C)	DB

ITA Matches		
PR	GBR	14 AUG
PR	MEX	15 AUG
PR	JPN	15 AUG

Legend:
(C) Captain BL Blitzzer C Center DB Defensive Back
No. Shirt Number QB Quarterback R Receiver



THU 14 AUG 2025
Start Time: 11:20

Preliminary Round - Group B

Results

Game No: 3

GBR 26 - 13 ITA

Referee: ABRAMS Desiree (USA)
Down Judge: COPE Nathan (AUS)
Field Judge: PESSOA Giane (BRA)
Side Judge: ZHANG Qipeng (CHN)

	H1	H2	Total
GBR	13	13	26
ITA	7	6	13

GBR - Great Britain

No.	Name	Touchdown			PAT (1-Pt)	PAT (2-Pts)	Safety	DEF TD
		Passing	Rushing	Receiving				
5	CONWAY Grace (C)							
7	ALLEN Jessica	2			0 / 1			
9	THORPE Ellie (C)							
10	SNELSON Abi							
11	BAKOWSKA-MATHEWS Marta							
12	DEDICOAT Emma							
15	KEMP Emily		1	2	2 / 3			
16	SCHecter Phoebe							
22	ELLIOTT Hannah		1					
24	BRUINVELS Kate							
81	CARTER Laura							
88	FRIMPONG Jochebed							
Total:		2	2	2	2 / 4			

ITA - Italy

No.	Name	Touchdown			PAT (1-Pt)	PAT (2-Pts)	Safety	DEF TD
		Passing	Rushing	Receiving				
1	FIMIANI Alice							
3	BUSSOLA Mariaelena							
8	PASTORI Monica							
9	JIRJENA Renate							
11	SGROI Maria Carolina	2			0 / 1			
21	CORNA Giulia							
26	RADISAVLJEVIC Aleksandra							
32	BIANCHELLI Carola							
39	PERONI Chiara							
43	GUGLIELMINO Yvonne (C)							
88	GERMINETTI Margherita				1 / 1			
99	ZOCCA Giada			2				
Total:		2		2	1 / 2			

1st Half

Time	Team	No.	Name	Action	Score
14:31	ITA	99	ZOCCA G	Receiving Touchdown (pass from SGROI MC)	0 - 6
14:22	ITA	88	GERMINETTI M	1Pt Conversion - Receiving	0 - 7
11:06	GBR	22	ELLIOTT H	Rushing Touchdown	6 - 7
10:45	GBR	15	KEMP E	1Pt Conversion - Receiving (pass from ALLEN J)	7 - 7
00:37	GBR	15	KEMP E	Receiving Touchdown (pass from ALLEN J)	13 - 7
00:37	GBR	7	ALLEN J	Extra point play from 5yds no good	

2nd Half

Time	Team	No.	Name	Action	Score
17:22	ITA	99	ZOCCA G	Receiving Touchdown (pass from SGROI MC)	13 - 13
17:12	ITA	11	SGROI MC	Extra point play from 5yds no good	
09:51	GBR	15	KEMP E	Rushing Touchdown	19 - 13
09:45	GBR	15	KEMP E	Extra point play from 5yds no good	
05:29	GBR	15	KEMP E	Receiving Touchdown (pass from ALLEN J)	25 - 13
05:10	GBR	15	KEMP E	1Pt Conversion - Receiving (pass from ALLEN J)	26 - 13

Legend:
(C) Captain
Pts Points
DEF TD Defensive Touchdown
PAT Points after Touchdown
Pt Point



Field 1

Start List

REVISED
16 AUG 18:14

Game No: 4

MEX vs JPN

Referee: MADSEN Daniel Barrera (DEN)
Down Judge: STEINER Mara (GER)
Field Judge: ZAMPEDRI Riccardo (ITA)
Side Judge: ZHUANG HengLi (CHN)

MEX - Mexico

No.	Name	Position
31	RINCON Tania	QB
33	FLORES Diana	QB
3	CONTRERAS Silvia (C)	C
4	RANGEL Monica	R
9	AGUAYO Ana	R
13	MARTINEZ Andrea	R
2	CHAVEZ Victoria	DB
8	FERNANDEZ Andrea	BL
11	BOURDE Elizabeth	DB
26	GALAN Zara	DB
27	SALAZAR Allison	DB
99	FUNES Angela	DB

MEX Matches		
PR	JPN	14 AUG
PR	ITA	15 AUG
PR	GBR	15 AUG

JPN - Japan

No.	Name	Position
10	IWATA Chihiro	QB
11	UEMATSU Akari	QB
22	YAGI Tomoyo	QB
1	SATO Yuki (C)	R
2	MORINAGA Koyuki	C
7	OMI Yurika (C)	R
9	NAKAHATA Yuri	C
14	SHIMODAIRA Kana	R
18	MIYAKE Moe	R
30	MIZUTANI Komachi	R
5	KANATANI Asahi	BL
26	TAKATA Meiko	DB

JPN Matches		
PR	MEX	14 AUG
PR	GBR	15 AUG
PR	ITA	15 AUG

Legend:
(C) Captain BL Blitzzer C Center DB Defensive Back
No. Shirt Number QB Quarterback R Receiver

REVISED

The names of team Mexico (MEX) player #9 and Japan (JPN) player #7 have been updated.



Results

REVISED
16 AUG 18:23

Game No: 4

MEX 41 - 24 JPN

Referee: MADSEN Daniel Barrera (DEN)
Down Judge: STEINER Mara (GER)
Field Judge: ZAMPEDRI Riccardo (ITA)
Side Judge: ZHUANG HengLi (CHN)

	H1	H2	Total
MEX	21	20	41
JPN	12	12	24

MEX - Mexico

No.	Name	Touchdown			PAT (1-Pt)	PAT (2-Pts)	Safety	DEF TD
		Passing	Rushing	Receiving				
2	CHAVEZ Victoria			2				
3	CONTRERAS Silvia (C)			1	1 / 1			
4	RANGEL Monica							
8	FERNANDEZ Andrea							
9	AGUAYO Ana			1		2 / 2		
11	BOURDE Elizabeth							
13	MARTINEZ Andrea			1				
26	GALAN Zara							
27	SALAZAR Allison							
31	RINCON Tania	1		1				
33	FLORES Diana	5				0 / 3		
99	FUNES Angela							
Total:		6		6	1 / 1	2 / 5		

JPN - Japan

No.	Name	Touchdown			PAT (1-Pt)	PAT (2-Pts)	Safety	DEF TD
		Passing	Rushing	Receiving				
1	SATO Yuki (C)							
2	MORINAGA Koyuki							
5	KANATANI Asahi							
7	OMI Yurika (C)			2				
9	NAKAHATA Yuri			1				
10	IWATA Chihiro	4			0 / 4			
11	UEMATSU Akari							
14	SHIMODAIRA Kana							
18	MIYAKE Moe							
22	YAGI Tomoyo			1				
26	TAKATA Meiko							
30	MIZUTANI Komachi							
Total:		4		4	0 / 4			

1st Half

Time	Team	No.	Name	Action	Score
16:18	MEX	2	CHAVEZ V	Receiving Touchdown (pass from FLORES D)	6 - 0
15:59	MEX	3	CONTRERAS S	1Pt Conversion - Receiving (pass from FLORES D)	7 - 0
13:40	JPN	7	OMI Y	Receiving Touchdown (pass from IWATA C)	7 - 6
13:27	JPN	10	IWATA C	Extra point play from 5yds no good	
02:40	MEX	13	MARTINEZ A	Receiving Touchdown (pass from FLORES D)	13 - 6
02:23	MEX	9	AGUAYO A	2Pt Conversion - Receiving (pass from FLORES D)	15 - 6
00:44	MEX	31	RINCON T	Receiving Touchdown (pass from FLORES D)	21 - 6
00:44	MEX	33	FLORES D	Extra point play from 5yds no good	
00:02	JPN	9	NAKAHATA Y	Receiving Touchdown (pass from IWATA C)	21 - 12
00:02	JPN	10	IWATA C	Extra point play from 5yds no good	

2nd Half

Time	Team	No.	Name	Action	Score
14:05	MEX	9	AGUAYO A	Receiving Touchdown (pass from FLORES D)	27 - 12
13:55	MEX	33	FLORES D	Extra point play from 5yds no good	
10:00	JPN	7	OMI Y	Receiving Touchdown (pass from IWATA C)	27 - 18
09:38	JPN	10	IWATA C	Extra point play from 5yds no good	
05:53	MEX	2	CHAVEZ V	Receiving Touchdown (pass from FLORES D)	33 - 18
05:01	MEX	9	AGUAYO A	2Pt Conversion - Receiving (pass from FLORES D)	35 - 18
01:21	MEX	3	CONTRERAS S	Receiving Touchdown (pass from RINCON T)	41 - 18

Timing and Results provided by Tissot



THU 14 AUG 2025
Start Time: 14:30

Results

REVISED
16 AUG 18:23

Game No: 4

01:21	MEX	33	FLORES D	Extra point play from 5yds no good	
00:40	JPN	22	YAGI T	Receiving Touchdown (pass from IWATA C)	41 - 24
00:40	JPN	10	IWATA C	Extra point play from 5yds no good	

Legend:					
(C)	Captain	DEF TD	Defensive Touchdown	PAT	Points after Touchdown
Pts	Points			Pt	Point

REVISED

The names of team Mexico (MEX) player #9 and Japan (JPN) player #7 have been updated.



Field 1

Start List

REVISED
16 AUG 19:01

Game No: 7

GBR vs JPN

Referee: MADSEN Daniel Barrera (DEN)
Down Judge: STEINER Mara (GER)
Field Judge: ZAMPEDRI Riccardo (ITA)
Side Judge: ZHUANG HengLi (CHN)

GBR - Great Britain

No.	Name	Position
7	ALLEN Jessica	QB
5	CONWAY Grace (C)	R
11	BAKOWSKA-MATHEWS Marta	R
15	KEMP Emily	R
16	SCHECTER Phoebe	C
24	BRUINVELS Kate	C
9	THORPE Ellie (C)	DB
10	SNELSON Abi	BL
12	DEDICOAT Emma	DB
22	ELLIOTT Hannah	DB
81	CARTER Laura	DB
88	FRIMPONG Jochebed	DB

GBR Matches		
PR	ITA	26-13
PR	JPN	15 AUG
PR	MEX	15 AUG

JPN - Japan

No.	Name	Position
10	IWATA Chihiro	QB
11	UEMATSU Akari	QB
22	YAGI Tomoyo	QB
1	SATO Yuki (C)	R
2	MORINAGA Koyuki	C
7	OMI Yurika (C)	R
9	NAKAHATA Yuri	C
14	SHIMODAIRA Kana	R
18	MIYAKE Moe	R
30	MIZUTANI Komachi	R
5	KANATANI Asahi	BL
26	TAKATA Meiko	DB

JPN Matches		
PR	MEX	24-41
PR	GBR	15 AUG
PR	ITA	15 AUG

Legend:
(C) Captain BL Blitzzer C Center DB Defensive Back
No. Shirt Number QB Quarterback R Receiver

REVISED

The name of team Japan (JPN) player #7 has been updated.



Results

REVISED
16 AUG 19:03

Game No: 7

GBR 26 - 24 JPN

Referee: MADSEN Daniel Barrera (DEN)
Down Judge: STEINER Mara (GER)
Field Judge: ZAMPEDRI Riccardo (ITA)
Side Judge: ZHUANG HengLi (CHN)

	H1	H2	Total
GBR	20	6	26
JPN	12	12	24

GBR - Great Britain

No.	Name	Touchdown			PAT (1-Pt)	PAT (2-Pts)	Safety	DEF TD
		Passing	Rushing	Receiving				
5	CONWAY Grace (C)			2				
7	ALLEN Jessica	4			0 / 2			
9	THORPE Ellie (C)							
10	SNELSON Abi							
11	BAKOWSKA-MATHEWS Marta			1				
12	DEDICAT Emma							
15	KEMP Emily							
16	SCHecter Phoebe				1 / 1			
22	ELLIOTT Hannah			1	1 / 1			
24	BRUINVELS Kate							
81	CARTER Laura							
88	FRIMPONG Jochebed							
Total:		4		4	2 / 4			

JPN - Japan

No.	Name	Touchdown			PAT (1-Pt)	PAT (2-Pts)	Safety	DEF TD
		Passing	Rushing	Receiving				
1	SATO Yuki (C)							
2	MORINAGA Koyuki							
5	KANATANI Asahi							
7	OMI Yurika (C)			1				
9	NAKAHATA Yuri			1				
10	IWATA Chihiro	4			0 / 3	0 / 1		
11	UEMATSU Akari							
14	SHIMODAIRA Kana							
18	MIYAKE Moe			2				
22	YAGI Tomoyo							
26	TAKATA Meiko							
30	MIZUTANI Komachi							
Total:		4		4	0 / 3	0 / 1		

1st Half

Time	Team	No.	Name	Action	Score
18:08	GBR	5	CONWAY G	Receiving Touchdown (pass from ALLEN J)	6 - 0
17:46	GBR	7	ALLEN J	Extra point play from 5yds no good	
09:58	GBR	22	ELLIOTT H	Receiving Touchdown (pass from ALLEN J)	12 - 0
09:37	GBR	16	SCHecter P	1Pt Conversion - Receiving (pass from ALLEN J)	13 - 0
06:01	JPN	9	NAKAHATA Y	Receiving Touchdown (pass from IWATA C)	13 - 6
05:49	JPN	10	IWATA C	Extra point play from 5yds no good	
02:50	GBR	5	CONWAY G	Receiving Touchdown (pass from ALLEN J)	19 - 6
02:38	GBR	22	ELLIOTT H	1Pt Conversion - Receiving (pass from ALLEN J)	20 - 6
00:08	JPN	18	MIYAKE M	Receiving Touchdown (pass from IWATA C)	20 - 12
00:08	JPN	10	IWATA C	Extra point play from 5yds no good	

2nd Half

Time	Team	No.	Name	Action	Score
17:27	JPN	18	MIYAKE M	Receiving Touchdown (pass from IWATA C)	20 - 18
16:52	JPN	10	IWATA C	Extra point play from 5yds no good	
13:15	GBR	11	BAKOWSKA-MATHEWS M	Receiving Touchdown (pass from ALLEN J)	26 - 18
13:07	GBR	7	ALLEN J	Extra point play from 5yds no good	
03:26	JPN	7	OMI Y	Receiving Touchdown (pass from IWATA C)	26 - 24
02:23	JPN	10	IWATA C	Extra point play from 5yds no good	



FRI 15 AUG 2025
Start Time: 9:00

Results

REVISED
16 AUG 19:03

Game No: 7

Legend:					
(C)	Captain	DEF TD	Defensive Touchdown	PAT	Points after Touchdown
Pts	Points			Pt	Point

REVISED

The name of team Japan (JPN) player #7 has been updated.



Field 1

Start List

REVISED
16 AUG 18:47

Game No: 8

MEX vs ITA

Referee: ABRAMS Desiree (USA)
Down Judge: COPE Nathan (AUS)
Field Judge: PESSOA Giane (BRA)
Side Judge: ZHANG Qipeng (CHN)

MEX - Mexico

No.	Name	Position
31	RINCON Tania	QB
33	FLORES Diana	QB
3	CONTRERAS Silvia (C)	C
4	RANGEL Monica	R
9	AGUAYO Ana	R
13	MARTINEZ Andrea	R
2	CHAVEZ Victoria	DB
8	FERNANDEZ Andrea	BL
11	BOURDE Elizabeth	DB
26	GALAN Zara	DB
27	SALAZAR Allison	DB
99	FUNES Angela	DB

MEX Matches		
PR	JPN	41-24
PR	ITA	15 AUG
PR	GBR	15 AUG

ITA - Italy

No.	Name	Position
11	SGROI Maria Carolina	QB
1	FIMIANI Alice	R
8	PASTORI Monica	R
26	RADISAVLJEVIC Aleksandra	R
88	GERMINETTI Margherita	R
99	ZOCCA Giada	C
3	BUSSOLA Mariaelena	DB
9	JIRJENA Renate	DB
21	CORNA Giulia	BL
32	BIANCHELLI Carola	DB
39	PERONI Chiara	DB
43	GUGLIELMINO Yvonne (C)	DB

ITA Matches		
PR	GBR	13-26
PR	MEX	15 AUG
PR	JPN	15 AUG

Legend:
(C) Captain BL Blitzzer C Center DB Defensive Back
No. Shirt Number QB Quarterback R Receiver

REVISED

The name of team Mexico (MEX) player #9 has been updated.



Results

REVISED
16 AUG 18:52

Game No: 8

MEX 46 - 7 ITA

Referee: ABRAMS Desiree (USA)
Down Judge: COPE Nathan (AUS)
Field Judge: PESSOA Giane (BRA)
Side Judge: ZHANG Qipeng (CHN)

	H1	H2	Total
MEX	14	32	46
ITA	0	7	7

MEX - Mexico

No.	Name	Touchdown			PAT (1-Pt)	PAT (2-Pts)	Safety	DEF TD
		Passing	Rushing	Receiving				
2	CHAVEZ Victoria							
3	CONTRERAS Silvia (C)			1		2 / 2		
4	RANGEL Monica			2		1 / 1		
8	FERNANDEZ Andrea							
9	AGUAYO Ana			1		2 / 2		
11	BOURDE Elizabeth							
13	MARTINEZ Andrea			2				
26	GALAN Zara							
27	SALAZAR Allison							
31	RINCON Tania	1				0 / 1		
33	FLORES Diana	5						
99	FUNES Angela							
Total:		6		6		5 / 6		

ITA - Italy

No.	Name	Touchdown			PAT (1-Pt)	PAT (2-Pts)	Safety	DEF TD
		Passing	Rushing	Receiving				
1	FIMIANI Alice							
3	BUSSOLA Mariaelena							
8	PASTORI Monica				1 / 1			
9	JIRJENA Renate							
11	SGROI Maria Carolina	1						
21	CORNA Giulia							
26	RADISAVLJEVIC Aleksandra			1				
32	BIANCHELLI Carola							
39	PERONI Chiara							
43	GUGLIELMINO Yvonne (C)							
88	GERMINETTI Margherita							
99	ZOCCA Giada							
Total:		1		1	1 / 1			

1st Half

Time	Team	No.	Name	Action	Score
10:51	MEX	3	CONTRERAS S	Receiving Touchdown (pass from FLORES D)	6 - 0
10:26	MEX	31	RINCON T	Extra point play from 5yds no good	
04:38	MEX	13	MARTINEZ A	Receiving Touchdown (pass from FLORES D)	12 - 0
04:12	MEX	3	CONTRERAS S	2Pt Conversion - Receiving (pass from FLORES D)	14 - 0

2nd Half

Time	Team	No.	Name	Action	Score
18:32	MEX	9	AGUAYO A	Receiving Touchdown (pass from FLORES D)	20 - 0
18:05	MEX	9	AGUAYO A	2Pt Conversion - Receiving (pass from FLORES D)	22 - 0
14:02	ITA	26	RADISAVLJEVIC A	Receiving Touchdown (pass from SGROI MC)	22 - 6
13:47	ITA	8	PASTORI M	1Pt Conversion - Receiving (pass from SGROI MC)	22 - 7
10:43	MEX	4	RANGEL M	Receiving Touchdown (pass from FLORES D)	28 - 7
10:31	MEX	4	RANGEL M	2Pt Conversion - Receiving (pass from MARTINEZ A)	30 - 7
07:23	MEX	13	MARTINEZ A	Receiving Touchdown (pass from RINCON T)	36 - 7
07:10	MEX	9	AGUAYO A	2Pt Conversion - Receiving (pass from FLORES D)	38 - 7
01:24	MEX	4	RANGEL M	Receiving Touchdown (pass from FLORES D)	44 - 7
01:01	MEX	3	CONTRERAS S	2Pt Conversion - Receiving (pass from FLORES D)	46 - 7



Results

REVISED
16 AUG 18:52

Game No: 8

Legend:					
(C)	Captain	DEF TD	Defensive Touchdown	PAT	Points after Touchdown
Pts	Points			Pt	Point

REVISED

The name of team Mexico (MEX) player #9 has been updated.



Field 1

Start List

REVISED
16 AUG 19:07

Game No: 11

GBR vs MEX

Referee: ABRAMS Desiree (USA)
Down Judge: COPE Nathan (AUS)
Field Judge: PESSOA Giane (BRA)
Side Judge: ZHANG Qipeng (CHN)

GBR - Great Britain

No.	Name	Position
7	ALLEN Jessica	QB
5	CONWAY Grace (C)	R
11	BAKOWSKA-MATHEWS Marta	R
15	KEMP Emily	R
16	SCHECTER Phoebe	C
24	BRUINVELS Kate	C
9	THORPE Ellie (C)	DB
10	SNELSON Abi	BL
12	DEDICOAT Emma	DB
22	ELLIOTT Hannah	DB
81	CARTER Laura	DB
88	FRIMPONG Jochebed	DB

GBR Matches		
PR	ITA	26-13
PR	JPN	26-24
PR	MEX	15 AUG

MEX - Mexico

No.	Name	Position
31	RINCON Tania	QB
33	FLORES Diana	QB
3	CONTRERAS Silvia (C)	C
4	RANGEL Monica	R
9	AGUAYO Ana	R
13	MARTINEZ Andrea	R
2	CHAVEZ Victoria	DB
8	FERNANDEZ Andrea	BL
11	BOURDE Elizabeth	DB
26	GALAN Zara	DB
27	SALAZAR Allison	DB
99	FUNES Angela	DB

MEX Matches		
PR	JPN	41-24
PR	ITA	46-7
PR	GBR	15 AUG

Legend:
(C) Captain BL Blitzzer C Center DB Defensive Back
No. Shirt Number QB Quarterback R Receiver

REVISED

The name of team Mexico (MEX) player #9 has been updated.



Results

REVISED
16 AUG 19:10

Game No: 11

GBR 13 - 34 MEX

Referee: ABRAMS Desiree (USA)
Down Judge: COPE Nathan (AUS)
Field Judge: PESSOA Giane (BRA)
Side Judge: ZHANG Qipeng (CHN)

	H1	H2	Total
GBR	13	0	13
MEX	14	20	34

GBR - Great Britain

No.	Name	Touchdown			PAT (1-Pt)	PAT (2-Pts)	Safety	DEF TD
		Passing	Rushing	Receiving				
5	CONWAY Grace (C)				0 / 1			
7	ALLEN Jessica	2						
9	THORPE Ellie (C)							
10	SNELSON Abi							
11	BAKOWSKA-MATHEWS Marta				1 / 1			
12	DEDICOAT Emma							
15	KEMP Emily			1				
16	SCHecter Phoebe							
22	ELLIOTT Hannah			1				
24	BRUINVELS Kate							
81	CARTER Laura							
88	FRIMPONG Jochebed							
Total:		2		2	1 / 2			

MEX - Mexico

No.	Name	Touchdown			PAT (1-Pt)	PAT (2-Pts)	Safety	DEF TD
		Passing	Rushing	Receiving				
2	CHAVEZ Victoria							
3	CONTRERAS Silvia (C)			1		1 / 1		
4	RANGEL Monica			3				
8	FERNANDEZ Andrea							
9	AGUAYO Ana			1		0 / 1		
11	BOURDE Elizabeth							
13	MARTINEZ Andrea							
26	GALAN Zara							
27	SALAZAR Allison							
31	RINCON Tania					1 / 1		
33	FLORES Diana	5			0 / 1	0 / 1		
99	FUNES Angela							
Total:		5		5	0 / 1	2 / 4		

1st Half

Time	Team	No.	Name	Action	Score
18:05	GBR	22	ELLIOTT H	Receiving Touchdown (pass from ALLEN J)	6 - 0
17:29	GBR	5	CONWAY G	Extra point play from 5yds no good	
14:40	MEX	9	AGUAYO A	Receiving Touchdown (pass from FLORES D)	6 - 6
14:15	MEX	33	FLORES D	Extra point play from 5yds no good	
12:01	GBR	15	KEMP E	Receiving Touchdown (pass from ALLEN J)	12 - 6
11:50	GBR	11	BAKOWSKA-MATHEWS M	1Pt Conversion - Receiving (pass from ALLEN J)	13 - 6
00:47	MEX	3	CONTRERAS S	Receiving Touchdown (pass from FLORES D)	13 - 12
00:47	MEX	31	RINCON T	2Pt Conversion - Receiving (pass from FLORES D)	13 - 14

2nd Half

Time	Team	No.	Name	Action	Score
17:17	MEX	4	RANGEL M	Receiving Touchdown (pass from FLORES D)	13 - 20
16:53	MEX	9	AGUAYO A	Extra point play from 5yds no good (pass from FLORES D)	
10:03	MEX	4	RANGEL M	Receiving Touchdown (pass from FLORES D)	13 - 26
08:59	MEX	3	CONTRERAS S	2Pt Conversion - Receiving (pass from RINCON T)	13 - 28
02:20	MEX	4	RANGEL M	Receiving Touchdown (pass from FLORES D)	13 - 34
02:00	MEX	33	FLORES D	Extra point play from 5yds no good	



Results

REVISED
16 AUG 19:10

Game No: 11

Legend:					
(C)	Captain	DEF TD	Defensive Touchdown	PAT	Points after Touchdown
Pts	Points			Pt	Point

REVISED

The name of team Mexico (MEX) player #9 has been updated.



Field 1

Start List

REVISED
16 AUG 19:11

Game No: 12

JPN vs ITA

Referee: BROOKES-LEWIS Jed (GBR)
Down Judge: SZYMKO Magdalena (POL)
Field Judge: XING Tianyu (CHN)
Side Judge: WEI Di (CHN)

JPN - Japan

No.	Name	Position
10	IWATA Chihiro	QB
11	UEMATSU Akari	QB
22	YAGI Tomoyo	QB
1	SATO Yuki (C)	R
2	MORINAGA Koyuki	C
7	OMI Yurika (C)	R
9	NAKAHATA Yuri	C
14	SHIMODAIRA Kana	R
18	MIYAKE Moe	R
30	MIZUTANI Komachi	R
5	KANATANI Asahi	BL
26	TAKATA Meiko	DB

JPN Matches		
PR	MEX	24-41
PR	GBR	24-26
PR	ITA	15 AUG

ITA - Italy

No.	Name	Position
11	SGROI Maria Carolina	QB
1	FIMIANI Alice	R
8	PASTORI Monica	R
26	RADISAVLJEVIC Aleksandra	R
88	GERMINETTI Margherita	R
99	ZOCCA Giada	C
3	BUSSOLA Mariaelena	DB
9	JIRJENA Renate	DB
21	CORNA Giulia	BL
32	BIANCHELLI Carola	DB
39	PERONI Chiara	DB
43	GUGLIELMINO Yvonne (C)	DB

ITA Matches		
PR	GBR	13-26
PR	MEX	7-46
PR	JPN	15 AUG

Legend:
(C) Captain BL Blitzzer C Center DB Defensive Back
No. Shirt Number QB Quarterback R Receiver

REVISED

The name of team Japan (JPN) player #7 has been updated.



Results

REVISED
16 AUG 19:15

Game No: 12

JPN 33 - 6 ITA

Referee: BROOKES-LEWIS Jed (GBR)
Down Judge: SZYMKO Magdalena (POL)
Field Judge: XING Tianyu (CHN)
Side Judge: WEI Di (CHN)

	H1	H2	Total
JPN	20	13	33
ITA	0	6	6

JPN - Japan

No.	Name	Touchdown			PAT (1-Pt)	PAT (2-Pts)	Safety	DEF TD
		Passing	Rushing	Receiving				
1	SATO Yuki (C)							
2	MORINAGA Koyuki							
5	KANATANI Asahi							
7	OMI Yurika (C)			1	1 / 1			
9	NAKAHATA Yuri			1	1 / 1			
10	IWATA Chihiro	4			0 / 2			
11	UEMATSU Akari			1				
14	SHIMODAIRA Kana							
18	MIYAKE Moe			1				
22	YAGI Tomoyo	1		1	1 / 1			
26	TAKATA Meiko							
30	MIZUTANI Komachi							
Total:		5		5	3 / 5			

ITA - Italy

No.	Name	Touchdown			PAT (1-Pt)	PAT (2-Pts)	Safety	DEF TD
		Passing	Rushing	Receiving				
1	FIMIANI Alice							
3	BUSSOLA Mariaelena							
8	PASTORI Monica							
9	JIRJENA Renate							
11	SGROI Maria Carolina	1			0 / 1			
21	CORNA Giulia							
26	RADISAVLJEVIC Aleksandra							
32	BIANCHELLI Carola							
39	PERONI Chiara							
43	GUGLIELMINO Yvonne (C)							
88	GERMINETTI Margherita							
99	ZOCCA Giada			1				
Total:		1		1	0 / 1			

1st Half

Time	Team	No.	Name	Action	Score
19:17	JPN	9	NAKAHATA Y	Receiving Touchdown (pass from IWATA C)	6 - 0
19:01	JPN	9	NAKAHATA Y	1Pt Conversion - Receiving (pass from IWATA C)	7 - 0
11:07	JPN	7	OMI Y	Receiving Touchdown (pass from YAGI T)	13 - 0
10:09	JPN	22	YAGI T	1Pt Conversion - Receiving (pass from IWATA C)	14 - 0
00:00	JPN	18	MIYAKE M	Receiving Touchdown (pass from IWATA C)	20 - 0
00:00	JPN	10	IWATA C	Extra point play from 5yds no good	

2nd Half

Time	Team	No.	Name	Action	Score
13:39	JPN	22	YAGI T	Receiving Touchdown (pass from IWATA C)	26 - 0
13:26	JPN	7	OMI Y	1Pt Conversion - Receiving (pass from IWATA C)	27 - 0
04:19	JPN	11	UEMATSU A	Receiving Touchdown (pass from IWATA C)	33 - 0
04:02	JPN	10	IWATA C	Extra point play from 5yds no good	
01:11	ITA	99	ZOCCA G	Receiving Touchdown (pass from SGROI MC)	33 - 6
01:02	ITA	11	SGROI MC	Extra point play from 5yds no good	



Results

REVISED
16 AUG 19:15

Game No: 12

Legend:					
(C)	Captain	DEF TD	Defensive Touchdown	PAT	Points after Touchdown
Pts	Points			Pt	Point

REVISED

The name of team Japan (JPN) player #7 has been updated.



Field 1

Start List

Game No: 1

USA vs CAN

Referee: MADSEN Daniel Barrera (DEN)
Down Judge: STEINER Mara (GER)
Field Judge: ZAMPEDRI Riccardo (ITA)
Side Judge: ZHUANG HengLi (CHN)

USA - United States of America

No.	Name	Position
4	KROUCH Vanita (C)	QB
3	JENKINS London	R
5	FULFORD Madison	R
7	JONCICH Maci	R
17	ORSBORN Addison	R
23	GERACI Isabella	R
32	KLAM Ashlea	C
1	HERNANDEZ-SILVA Brianna	DB
2	EDWARDS Ashley	DB
10	CLARK-ROBINSON Amber (C)	DB
13	AUTRY Deliah	DB
25	BRYAN Laneah	BL

USA Matches		
PR	CAN	14 AUG
PR	AUT	14 AUG
PR	CHN	15 AUG

CAN - Canada

No.	Name	Position
17	DUVAL Lea	QB
1	BEAUDOIN Clara	R
9	RACINE Emma	R
11	PARKER Sara	R
15	MOQUIN-JOUBERT Caroline (C)	R
18	FOURNIER Alexane	R
81	MOLIMARD Laura	C
4	LANDRY Rosalie	DB
7	BEAUCHAMP Lauriane	DB
12	GERVAIS Sabrina	DB
33	GAUMONT Catherine	DB
55	CARON Laurence	DB

CAN Matches		
PR	USA	14 AUG
PR	CHN	14 AUG
PR	AUT	15 AUG

Legend:
(C) Captain BL Blitzler C Center DB Defensive Back
No. Shirt Number QB Quarterback R Receiver



Results

Game No: 1

USA 39 - 31 CAN

Referee: MADSEN Daniel Barrera (DEN)
Down Judge: STEINER Mara (GER)
Field Judge: ZAMPEDRI Riccardo (ITA)
Side Judge: ZHUANG HengLi (CHN)

	H1	H2	Total
USA	18	21	39
CAN	19	12	31

USA - United States of America

No.	Name	Touchdown			PAT (1-Pt)	PAT (2-Pts)	Safety	DEF TD
		Passing	Rushing	Receiving				
1	HERNANDEZ-SILVA Brianna							
2	EDWARDS Ashley							
3	JENKINS London							
4	KROUCH Vanita (C)	5			0 / 2	0 / 2		
5	FULFORD Madison			2				
7	JONCICH Maci	1						
10	CLARK-ROBINSON Amber (C)							
13	AUTRY Deliah							
17	ORSBORN Addison						1	
23	GERACI Isabella			3	1 / 1			
25	BRYAN Laneah							
32	KLAM Ashlea			1	0 / 1			
Total:		6		6	1 / 4	0 / 2	1	

CAN - Canada

No.	Name	Touchdown			PAT (1-Pt)	PAT (2-Pts)	Safety	DEF TD
		Passing	Rushing	Receiving				
1	BEAUDOIN Clara			1				
4	LANDRY Rosalie							
7	BEAUCHAMP Lauriane							
9	RACINE Emma			1				
11	PARKER Sara	5			0 / 3			
12	GERVAIS Sabrina							
15	MOQUIN-JOUBERT Caroline (C)			1				
17	DUVAL Lea							
18	FOURNIER Alexane				1 / 2			
33	GAUMONT Catherine							
55	CARON Laurence							
81	MOLIMARD Laura			2				
Total:		5		5	1 / 5			

1st Half

Time	Team	No.	Name	Action	Score
19:22	CAN	9	RACINE E	Receiving Touchdown (pass from PARKER S)	0 - 6
18:49	CAN	18	FOURNIER A	1Pt Conversion - Receiving (pass from PARKER S)	0 - 7
17:14	USA	23	GERACI I	Receiving Touchdown (pass from KROUCH V)	6 - 7
16:27	USA	32	KLAM A	Extra point play from 5yds no good	
13:39	CAN	81	MOLIMARD L	Receiving Touchdown (pass from PARKER S)	6 - 13
13:21	CAN	18	FOURNIER A	Extra point play from 5yds no good	
09:39	USA	32	KLAM A	Receiving Touchdown (pass from KROUCH V)	12 - 13
09:27	USA	4	KROUCH V	Extra point play from 5yds no good	
01:43	CAN	1	BEAUDOIN C	Receiving Touchdown (pass from PARKER S)	12 - 19
01:43	CAN	11	PARKER S	Extra point play from 5yds no good	
00:48	USA	23	GERACI I	Receiving Touchdown (pass from JONCICH M)	18 - 19
00:48	USA	4	KROUCH V	Extra point play from 5yds no good	

2nd Half

Time	Team	No.	Name	Action	Score
19:28	USA	5	FULFORD M	Receiving Touchdown (pass from KROUCH V)	24 - 19
19:16	USA	4	KROUCH V	Extra point play from 5yds no good	
15:03	CAN	81	MOLIMARD L	Receiving Touchdown (pass from PARKER S)	24 - 25
14:16	CAN	11	PARKER S	Extra point play from 5yds no good	
11:22	USA	23	GERACI I	Receiving Touchdown (pass from KROUCH V)	30 - 25

Timing and Results provided by Tissot



THU 14 AUG 2025
Start Time: 9:00

Results

Game No: 1

11:11	USA	4	KROUCH V	Extra point play from 5yds no good	
09:47	USA	17	ORSBORN A	Safety	32 - 25
05:28	USA	5	FULFORD M	Receiving Touchdown (pass from KROUCH V)	38 - 25
05:06	USA	23	GERACI I	1Pt Conversion - Receiving (pass from KROUCH V)	39 - 25
03:38	CAN	15	MOQUIN-JOUBERT C	Receiving Touchdown (pass from PARKER S)	39 - 31
03:23	CAN	11	PARKER S	Extra point play from 5yds no good	

Legend:					
(C)	Captain	DEF TD	Defensive Touchdown	PAT	Points after Touchdown
Pts	Points	Pt	Point		



Field 1

Start List

Game No: 2

CHN vs AUT

Referee: BROOKES-LEWIS Jed (GBR)
Down Judge: SZYMKO Magdalena (POL)
Field Judge: ZAMPEDRI Riccardo (ITA)
Side Judge: STEINER Mara (GER)

CHN - People's Republic of China

No.	Name	Position
5	NIU Xinyu	QB
7	FENG Haolin (C)	QB
3	GAO Zixuan	R
8	LIN Wenze	R
9	WU Yanran	R
16	WANG Xin	C
22	WU Jingyi	R
10	ZHANG Tianhua	DB
11	LIU Mengfei	DB
12	XU Zihan	DB
23	ZENG Zhijia (C)	DB
29	QIU Zitong	DB

CHN Matches		
PR	AUT	14 AUG
PR	CAN	14 AUG
PR	USA	15 AUG

AUT - Austria

No.	Name	Position
10	STRIBRNY Saskia	QB
1	SOTTNER Franziska Tabitha	R
4	HELM Magdalena	R
6	MANSBART Katrin (C)	C
16	KUGLER Karoline	R
29	HAISCHBERGER Mara	R
3	PEHAM Bianca	DB
5	MUELLEGGER Helena Giovanna	DB
8	HADER Daniela	DB
15	TRONIARSKY Viktoria Viola	DB
17	SPITZER Sophie (C)	DB
22	EINFALT Sophie Lisa	DB

AUT Matches		
PR	CHN	14 AUG
PR	USA	14 AUG
PR	CAN	15 AUG

Legend:
(C) Captain BL Blitzzer C Center DB Defensive Back
No. Shirt Number QB Quarterback R Receiver



Results

Game No: 2

CHN 45 - 47 AUT

Referee: BROOKES-LEWIS Jed (GBR)
Down Judge: SZYMKO Magdalena (POL)
Field Judge: ZAMPEDRI Riccardo (ITA)
Side Judge: STEINER Mara (GER)

	H1	H2	Total
CHN	25	20	45
AUT	27	20	47

CHN - People's Republic of China

No.	Name	Touchdown			PAT (1-Pt)	PAT (2-Pts)	Safety	DEF TD
		Passing	Rushing	Receiving				
3	GAO Zixuan				0 / 2			
5	NIU Xinyu	2			0 / 1	0 / 1		
7	FENG Haolin (C)	3			0 / 1			
8	LIN Wenze	1	1	3	1 / 1	1 / 1		
9	WU Yanran			2				
10	ZHANG Tianhua							
11	LIU Mengfei							
12	XU Zihan							
16	WANG Xin			1				
22	WU Jingyi							
23	ZENG Zhijia (C)							
29	QIU Zitong							
Total:		6	1	6	1 / 5	1 / 2		

AUT - Austria

No.	Name	Touchdown			PAT (1-Pt)	PAT (2-Pts)	Safety	DEF TD
		Passing	Rushing	Receiving				
1	SOTTNER Franziska Tabitha			2	1 / 1			
3	PEHAM Bianca							
4	HELM Magdalena			2	2 / 2			
5	MUELLEGGER Helena Giovanna							
6	MANSBART Katrin (C)							
8	HADER Daniela							
10	STRIBRNY Saskia	7			0 / 1			
15	TRONIARSKY Viktoria Viola							
16	KUGLER Karoline			2	1 / 2			
17	SPITZER Sophie (C)							
22	EINFALT Sophie Lisa							
29	HAISCHBERGER Mara			1	1 / 1			
Total:		7		7	5 / 7			

1st Half

Time	Team	No.	Name	Action	Score
18:02	CHN	16	WANG X	Receiving Touchdown (pass from NIU X)	6 - 0
17:35	CHN	5	NIU X	Extra point play from 5yds no good	
14:21	AUT	1	SOTTNER FT	Receiving Touchdown (pass from STRIBRNY S)	6 - 6
13:45	AUT	29	HAISCHBERGER M	1Pt Conversion - Receiving (pass from STRIBRNY S)	6 - 7
11:40	CHN	9	WU Y	Receiving Touchdown (pass from FENG H)	12 - 7
11:30	CHN	7	FENG H	Extra point play from 5yds no good	
09:59	AUT	29	HAISCHBERGER M	Receiving Touchdown (pass from STRIBRNY S)	12 - 13
09:53	AUT	16	KUGLER K	Extra point play from 5yds no good	
01:54	CHN	8	LIN W	Receiving Touchdown (pass from FENG H)	18 - 13
01:54	CHN	3	GAO Z	Extra point play from 5yds no good	
01:10	AUT	16	KUGLER K	Receiving Touchdown (pass from STRIBRNY S)	18 - 19
01:10	AUT	16	KUGLER K	1Pt Conversion - Receiving (pass from STRIBRNY S)	18 - 20
00:42	CHN	8	LIN W	Rushing Touchdown	24 - 20
00:42	CHN	8	LIN W	1Pt Conversion - Receiving (pass from FENG H)	25 - 20
00:11	AUT	4	HELM M	Receiving Touchdown (pass from STRIBRNY S)	25 - 26
00:11	AUT	4	HELM M	1Pt Conversion - Receiving (pass from STRIBRNY S)	25 - 27

2nd Half

Time	Team	No.	Name	Action	Score
13:57	CHN	9	WU Y	Receiving Touchdown (pass from LIN W)	31 - 27

Timing and Results provided by Tissot



Results

Game No: 2

13:44	CHN	8	LIN W	2Pt Conversion - Receiving (pass from NIU X)	33 - 27
10:53	AUT	4	HELM M	Receiving Touchdown (pass from STRIBRNY S)	33 - 33
10:40	AUT	1	SOTTNER FT	1Pt Conversion - Receiving (pass from STRIBRNY S)	33 - 34
07:53	CHN	8	LIN W	Receiving Touchdown (pass from NIU X)	39 - 34
07:39	CHN	3	GAO Z	Extra point play from 5yds no good	
05:09	AUT	16	KUGLER K	Receiving Touchdown (pass from STRIBRNY S)	39 - 40
04:53	AUT	4	HELM M	1Pt Conversion - Receiving (pass from STRIBRNY S)	39 - 41
01:22	CHN	8	LIN W	Receiving Touchdown (pass from FENG H)	45 - 41
01:22	CHN	5	NIU X	Extra point play from 5yds no good	
00:08	AUT	1	SOTTNER FT	Receiving Touchdown (pass from STRIBRNY S)	45 - 47
00:08	AUT	10	STRIBRNY S	Extra point play from 5yds no good	

Legend:

(C) Captain
Pts Points

DEF TD Defensive Touchdown

PAT Points after Touchdown

Pt Point



Field 1

Start List

Game No: 5

USA vs AUT

Referee: BROOKES-LEWIS Jed (GBR)
Down Judge: SZYMKO Magdalena (POL)
Field Judge: XING Tianyu (CHN)
Side Judge: WEI Di (CHN)

USA - United States of America

No.	Name	Position
4	KROUCH Vanita (C)	QB
3	JENKINS London	R
5	FULFORD Madison	R
7	JONCICH Maci	R
23	GERACI Isabella	R
32	KLAM Ashlea	C
1	HERNANDEZ-SILVA Brianna	DB
2	EDWARDS Ashley	DB
10	CLARK-ROBINSON Amber (C)	DB
13	AUTRY Deliah	DB
17	ORSBORN Addison	BL
25	BRYAN Laneah	DB

USA Matches		
PR	CAN	14 AUG
PR	AUT	14 AUG
PR	CHN	15 AUG

AUT - Austria

No.	Name	Position
10	STRIBRNY Saskia	QB
1	SOTTNER Franziska Tabitha	R
4	HELM Magdalena	R
6	MANSBART Katrin (C)	C
16	KUGLER Karoline	R
29	HAISCHBERGER Mara	R
3	PEHAM Bianca	DB
5	MUELLEGGER Helena Giovanna	DB
8	HADER Daniela	DB
15	TRONIARSKY Viktoria Viola	DB
17	SPITZER Sophie (C)	DB
22	EINFALT Sophie Lisa	DB

AUT Matches		
PR	CHN	14 AUG
PR	USA	14 AUG
PR	CAN	15 AUG

Legend:
(C) Captain BL Blitzzer C Center DB Defensive Back
No. Shirt Number QB Quarterback R Receiver



THU 14 AUG 2025
Start Time: 15:40

Preliminary Round - Group A

Results

Game No: 5

USA 48 - 34 AUT

Referee: BROOKES-LEWIS Jed (GBR)
Down Judge: SZYMKO Magdalena (POL)
Field Judge: XING Tianyu (CHN)
Side Judge: WEI Di (CHN)

	H1	H2	Total
USA	20	28	48
AUT	21	13	34

USA - United States of America

No.	Name	Touchdown			PAT (1-Pt)	PAT (2-Pts)	Safety	DEF TD
		Passing	Rushing	Receiving				
1	HERNANDEZ-SILVA Brianna							
2	EDWARDS Ashley							
3	JENKINS London				1 / 1			
4	KROUCH Vanita (C)	6			0 / 1			
5	FULFORD Madison			1	1 / 1			
7	JONCICH Maci		1	2	2 / 2			
10	CLARK-ROBINSON Amber (C)							
13	AUTRY Deliah							
17	ORSBORN Addison							
23	GERACI Isabella			1	1 / 1			
25	BRYAN Laneah							
32	KLAM Ashlea			2	1 / 1			
Total:		6	1	6	6 / 7			

AUT - Austria

No.	Name	Touchdown			PAT (1-Pt)	PAT (2-Pts)	Safety	DEF TD
		Passing	Rushing	Receiving				
1	SOTTNER Franziska Tabitha			1				
3	PEHAM Bianca							
4	HELM Magdalena							
5	MUELLEGGGER Helena Giovanna							
6	MANSBART Katrin (C)			3	3 / 3			
8	HADER Daniela							
10	STRIBRNY Saskia	4			0 / 1			
15	TRONIARSKY Viktoria Viola							
16	KUGLER Karoline		1		1 / 1			
17	SPITZER Sophie (C)							
22	EINFALT Sophie Lisa							
29	HAISCHBERGER Mara							
Total:		4	1	4	4 / 5			

1st Half

Time	Team	No.	Name	Action	Score
18:02	AUT	6	MANSBART K	Receiving Touchdown (pass from STRIBRNY S)	0 - 6
17:48	AUT	6	MANSBART K	1Pt Conversion - Receiving (pass from STRIBRNY S)	0 - 7
15:25	USA	32	KLAM A	Receiving Touchdown (pass from KROUCH V)	6 - 7
15:03	USA	32	KLAM A	1Pt Conversion - Receiving (pass from KROUCH V)	7 - 7
06:43	USA	7	JONCICH M	Receiving Touchdown (pass from KROUCH V)	13 - 7
06:28	USA	7	JONCICH M	1Pt Conversion - Receiving (pass from KROUCH V)	14 - 7
04:38	AUT	16	KUGLER K	Rushing Touchdown	14 - 13
04:28	AUT	6	MANSBART K	1Pt Conversion - Receiving (pass from STRIBRNY S)	14 - 14
01:13	AUT	6	MANSBART K	Receiving Touchdown (pass from STRIBRNY S)	14 - 20
01:13	AUT	6	MANSBART K	1Pt Conversion - Receiving (pass from STRIBRNY S)	14 - 21
00:44	USA	7	JONCICH M	Rushing Touchdown	20 - 21
00:44	USA	4	KROUCH V	Extra point play from 5yds no good	

2nd Half

Time	Team	No.	Name	Action	Score
19:18	USA	32	KLAM A	Receiving Touchdown (pass from KROUCH V)	26 - 21
19:03	USA	23	GERACI I	1Pt Conversion - Receiving (pass from KROUCH V)	27 - 21
12:49	USA	5	FULFORD M	Receiving Touchdown (pass from KROUCH V)	33 - 21
12:22	USA	3	JENKINS L	1Pt Conversion - Receiving (pass from KROUCH V)	34 - 21
08:51	AUT	1	SOTTNER FT	Receiving Touchdown (pass from STRIBRNY S)	34 - 27

Timing and Results provided by Tissot



Results

Game No: 5

08:35	AUT	10	STRIBRNY S	Extra point play from 5yds no good	
05:13	USA	23	GERACI I	Receiving Touchdown (pass from KROUCH V)	40 - 27
05:03	USA	5	FULFORD M	1Pt Conversion - Receiving (pass from KROUCH V)	41 - 27
01:26	AUT	6	MANSBART K	Receiving Touchdown (pass from STRIBRNY S)	41 - 33
01:26	AUT	16	KUGLER K	1Pt Conversion - Receiving (pass from STRIBRNY S)	41 - 34
01:04	USA	7	JONCICH M	Receiving Touchdown (pass from KROUCH V)	47 - 34
01:04	USA	7	JONCICH M	1Pt Conversion - Receiving (pass from KROUCH V)	48 - 34

Legend:					
(C)	Captain	DEF TD	Defensive Touchdown	PAT	Points after Touchdown
Pts	Points	Pt	Point		



Field 1

Start List

Game No: 6

CAN vs CHN

Referee: ABRAMS Desiree (USA)
Down Judge: COPE Nathan (AUS)
Field Judge: PESSOA Giane (BRA)
Side Judge: BROOKES-LEWIS Jed (GBR)

CAN - Canada

No.	Name	Position
11	PARKER Sara	QB
1	BEAUDOIN Clara	R
9	RACINE Emma	R
15	MOQUIN-JOUBERT Caroline (C)	R
18	FOURNIER Alexane	R
81	MOLIMARD Laura	C
4	LANDRY Rosalie	DB
7	BEAUCHAMP Lauriane	DB
12	GERVAIS Sabrina	DB
17	DUVAL Lea	BL
33	GAUMONT Catherine	DB
55	CARON Laurence	DB

CAN Matches		
PR	USA	14 AUG
PR	CHN	14 AUG
PR	AUT	15 AUG

CHN - People's Republic of China

No.	Name	Position
5	NIU Xinyu	QB
7	FENG Haolin (C)	QB
3	GAO Zixuan	R
8	LIN Wenze	R
9	WU Yanran	R
16	WANG Xin	C
10	ZHANG Tianhua	DB
11	LIU Mengfei	DB
12	XU Zihan	DB
22	WU Jingyi	BL
23	ZENG Zhijia (C)	DB
29	QIU Zitong	DB

CHN Matches		
PR	AUT	14 AUG
PR	CAN	14 AUG
PR	USA	15 AUG

Legend:
(C) Captain BL Blitzzer C Center DB Defensive Back
No. Shirt Number QB Quarterback R Receiver



Results

Game No: 6

CAN 48 - 12 CHN

Referee: ABRAMS Desiree (USA)
Down Judge: COPE Nathan (AUS)
Field Judge: PESSOA Giane (BRA)
Side Judge: BROOKES-LEWIS Jed (GBR)

	H1	H2	Total
CAN	20	28	48
CHN	6	6	12

CAN - Canada

No.	Name	Touchdown			PAT (1-Pt)	PAT (2-Pts)	Safety	DEF TD
		Passing	Rushing	Receiving				
1	BEAUDOIN Clara			2				
4	LANDRY Rosalie							
7	BEAUCHAMP Lauriane							
9	RACINE Emma			1				
11	PARKER Sara	7			0 / 1			
12	GERVAIS Sabrina							
15	MOQUIN-JOUBERT Caroline (C)			3	1 / 1			
17	DUVAL Lea							
18	FOURNIER Alexane			1	3 / 3			
33	GAUMONT Catherine							
55	CARON Laurence							
81	MOLIMARD Laura				2 / 2			
Total:		7		7	6 / 7			

CHN - People's Republic of China

No.	Name	Touchdown			PAT (1-Pt)	PAT (2-Pts)	Safety	DEF TD
		Passing	Rushing	Receiving				
3	GAO Zixuan							
5	NIU Xinyu			1	0 / 1			
7	FENG Haolin (C)	1				0 / 1		
8	LIN Wenze	1						
9	WU Yanran			1				
10	ZHANG Tianhua							
11	LIU Mengfei							
12	XU Zihan							
16	WANG Xin							
22	WU Jingyi							
23	ZENG Zhijia (C)							
29	QIU Zitong							
Total:		2		2	0 / 1	0 / 1		

1st Half

Time	Team	No.	Name	Action	Score
18:54	CAN	9	RACINE E	Receiving Touchdown (pass from PARKER S)	6 - 0
18:39	CAN	81	MOLIMARD L	1Pt Conversion - Receiving (pass from PARKER S)	7 - 0
14:23	CAN	15	MOQUIN-JOUBERT C	Receiving Touchdown (pass from PARKER S)	13 - 0
14:10	CAN	11	PARKER S	Extra point play from 5yds no good	
02:50	CAN	15	MOQUIN-JOUBERT C	Receiving Touchdown (pass from PARKER S)	19 - 0
02:32	CAN	81	MOLIMARD L	1Pt Conversion - Receiving (pass from PARKER S)	20 - 0
00:35	CHN	9	WU Y	Receiving Touchdown (pass from FENG H)	20 - 6
00:35	CHN	7	FENG H	Extra point play from 5yds no good	

2nd Half

Time	Team	No.	Name	Action	Score
19:01	CHN	5	NIU X	Receiving Touchdown (pass from LIN W)	20 - 12
18:46	CHN	5	NIU X	Extra point play from 5yds no good	
15:30	CAN	15	MOQUIN-JOUBERT C	Receiving Touchdown (pass from PARKER S)	26 - 12
15:30	CAN	18	FOURNIER A	1Pt Conversion - Receiving	27 - 12
11:42	CAN	1	BEAUDOIN C	Receiving Touchdown (pass from PARKER S)	33 - 12
11:21	CAN	18	FOURNIER A	1Pt Conversion - Receiving (pass from PARKER S)	34 - 12
06:18	CAN	18	FOURNIER A	Receiving Touchdown (pass from PARKER S)	40 - 12
05:56	CAN	18	FOURNIER A	1Pt Conversion - Receiving (pass from PARKER S)	41 - 12
00:48	CAN	1	BEAUDOIN C	Receiving Touchdown (pass from PARKER S)	47 - 12



THU 14 AUG 2025
Start Time: 16:50

Results

Game No: 6

00:48	CAN	15	MOQUIN-JOUBERT C	1Pt Conversion - Receiving (pass from PARKER S)	48 - 12
-------	-----	----	------------------	---	---------

Legend:					
(C)	Captain	DEF TD	Defensive Touchdown	PAT	Points after Touchdown
Pts	Points			Pt	Point



Field 1

Start List

Game No: 9

CAN vs AUT

Referee: BROOKES-LEWIS Jed (GBR)
Down Judge: SZYMKO Magdalena (POL)
Field Judge: XING Tianyu (CHN)
Side Judge: WEI Di (CHN)

CAN - Canada

No.	Name	Position
11	PARKER Sara	QB
1	BEAUDOIN Clara	R
9	RACINE Emma	R
15	MOQUIN-JOUBERT Caroline (C)	R
18	FOURNIER Alexane	R
81	MOLIMARD Laura	C
4	LANDRY Rosalie	DB
7	BEAUCHAMP Lauriane	DB
12	GERVAIS Sabrina	DB
17	DUVAL Lea	BL
33	GAUMONT Catherine	DB
55	CARON Laurence	DB

CAN Matches		
PR	USA	31-39
PR	CHN	48-12
PR	AUT	15 AUG

AUT - Austria

No.	Name	Position
10	STRIBRNY Saskia	QB
1	SOTTNER Franziska Tabitha	R
4	HELM Magdalena	R
6	MANSBART Katrin (C)	C
16	KUGLER Karoline	R
29	HAISCHBERGER Mara	R
3	PEHAM Bianca	DB
5	MUELLEGGER Helena Giovanna	DB
8	HADER Daniela	DB
15	TRONIARSKY Viktoria Viola	DB
17	SPITZER Sophie (C)	DB
22	EINFALT Sophie Lisa	DB

AUT Matches		
PR	CHN	47-45
PR	USA	34-48
PR	CAN	15 AUG

Legend:
(C) Captain BL Blitzzer C Center DB Defensive Back
No. Shirt Number QB Quarterback R Receiver



Results

Game No: 9

CAN 34 - 25 AUT

Referee: BROOKES-LEWIS Jed (GBR)
Down Judge: SZYMKO Magdalena (POL)
Field Judge: XING Tianyu (CHN)
Side Judge: WEI Di (CHN)

	H1	H2	Total
CAN	21	13	34
AUT	13	12	25

CAN - Canada

No.	Name	Touchdown			PAT (1-Pt)	PAT (2-Pts)	Safety	DEF TD
		Passing	Rushing	Receiving				
1	BEAUDOIN Clara							
4	LANDRY Rosalie							
7	BEAUCHAMP Lauriane							
9	RACINE Emma							
11	PARKER Sara	5			1 / 2			
12	GERVAIS Sabrina							
15	MOQUIN-JOUBERT Caroline (C)			2	1 / 1			
17	DUVAL Lea							
18	FOURNIER Alexane			1				
33	GAUMONT Catherine							
55	CARON Laurence							
81	MOLIMARD Laura			2	2 / 2			
Total:		5		5	4 / 5			

AUT - Austria

No.	Name	Touchdown			PAT (1-Pt)	PAT (2-Pts)	Safety	DEF TD
		Passing	Rushing	Receiving				
1	SOTTNER Franziska Tabitha			2				
3	PEHAM Bianca							
4	HELM Magdalena							
5	MUELLEGGGER Helena Giovanna							
6	MANSBART Katrin (C)				1 / 1			
8	HADER Daniela							
10	STRIBRNY Saskia	4			0 / 2	0 / 1		
15	TRONIARSKY Viktoria Viola							
16	KUGLER Karoline			2				
17	SPITZER Sophie (C)							
22	EINFALT Sophie Lisa							
29	HAISCHBERGER Mara							
Total:		4		4	1 / 3	0 / 1		

1st Half

Time	Team	No.	Name	Action	Score
14:41	CAN	18	FOURNIER A	Receiving Touchdown (pass from PARKER S)	6 - 0
14:29	CAN	15	MOQUIN-JOUBERT C	1Pt Conversion - Receiving (pass from PARKER S)	7 - 0
11:10	AUT	16	KUGLER K	Receiving Touchdown (pass from STRIBRNY S)	7 - 6
10:55	AUT	6	MANSBART K	1Pt Conversion - Receiving (pass from STRIBRNY S)	7 - 7
08:01	CAN	15	MOQUIN-JOUBERT C	Receiving Touchdown (pass from PARKER S)	13 - 7
07:43	CAN	81	MOLIMARD L	1Pt Conversion - Receiving (pass from PARKER S)	14 - 7
03:32	AUT	1	SOTTNER FT	Receiving Touchdown (pass from STRIBRNY S)	14 - 13
03:21	AUT	10	STRIBRNY S	Extra point play from 5yds no good	
01:46	CAN	81	MOLIMARD L	Receiving Touchdown (pass from PARKER S)	20 - 13
01:46	CAN	81	MOLIMARD L	1Pt Conversion - Receiving (pass from PARKER S)	21 - 13

2nd Half

Time	Team	No.	Name	Action	Score
15:25	CAN	81	MOLIMARD L	Receiving Touchdown (pass from PARKER S)	27 - 13
15:23	CAN	11	PARKER S	Extra point play from 5yds no good	
11:18	AUT	1	SOTTNER FT	Receiving Touchdown (pass from STRIBRNY S)	27 - 19
11:08	AUT	10	STRIBRNY S	Extra point play from 5yds no good	
07:21	CAN	15	MOQUIN-JOUBERT C	Receiving Touchdown (pass from PARKER S)	33 - 19
07:12	CAN	11	PARKER S	1Pt Conversion - Receiving	34 - 19
03:59	AUT	16	KUGLER K	Receiving Touchdown (pass from STRIBRNY S)	34 - 25



FRI 15 AUG 2025
Start Time: 12:00

Results

Game No: 9

03:44	AUT	10	STRIBRNY S	Extra point play from 5yds no good	
-------	-----	----	------------	------------------------------------	--

Legend:					
(C)	Captain	DEF TD	Defensive Touchdown	PAT	Points after Touchdown
Pts	Points			Pt	Point



Field 1

Start List

Game No: 10

USA vs CHN

Referee: MADSEN Daniel Barrera (DEN)
Down Judge: STEINER Mara (GER)
Field Judge: ZAMPEDRI Riccardo (ITA)
Side Judge: SZYMKO Magdalena (POL)

USA - United States of America

No.	Name	Position
4	KROUCH Vanita (C)	QB
3	JENKINS London	R
5	FULFORD Madison	R
7	JONCICH Maci	R
23	GERACI Isabella	R
32	KLAM Ashlea	C
1	HERNANDEZ-SILVA Brianna	DB
2	EDWARDS Ashley	DB
10	CLARK-ROBINSON Amber (C)	DB
13	AUTRY Deliah	DB
17	ORSBORN Addison	BL
25	BRYAN Laneah	DB

USA Matches		
PR	CAN	39-31
PR	AUT	48-34
PR	CHN	15 AUG

CHN - People's Republic of China

No.	Name	Position
5	NIU Xinyu	QB
7	FENG Haolin (C)	QB
3	GAO Zixuan	R
8	LIN Wenze	R
9	WU Yanran	R
16	WANG Xin	C
10	ZHANG Tianhua	DB
11	LIU Mengfei	DB
12	XU Zihan	DB
22	WU Jingyi	BL
23	ZENG Zhijia (C)	DB
29	QIU Zitong	DB

CHN Matches		
PR	AUT	45-47
PR	CAN	12-48
PR	USA	15 AUG

Legend:
(C) Captain BL Blitzzer C Center DB Defensive Back
No. Shirt Number QB Quarterback R Receiver



Results

Game No: 10

USA 39 - 12 CHN

Referee: MADSEN Daniel Barrera (DEN)
Down Judge: STEINER Mara (GER)
Field Judge: ZAMPEDRI Riccardo (ITA)
Side Judge: SZYMKO Magdalena (POL)

	H1	H2	Total
USA	26	13	39
CHN	6	6	12

USA - United States of America

No.	Name	Touchdown			PAT (1-Pt)	PAT (2-Pts)	Safety	DEF TD
		Passing	Rushing	Receiving				
1	HERNANDEZ-SILVA Brianna			1				
2	EDWARDS Ashley							
3	JENKINS London			2				
4	KROUCH Vanita (C)	4			0 / 2			
5	FULFORD Madison			1	1 / 1			
7	JONCICH Maci	2			0 / 1			
10	CLARK-ROBINSON Amber (C)							
13	AUTRY Deliah							
17	ORSBORN Addison							
23	GERACI Isabella			1	2 / 2			
25	BRYAN Laneah							
32	KLAM Ashlea			1				
Total:		6		6	3 / 6			

CHN - People's Republic of China

No.	Name	Touchdown			PAT (1-Pt)	PAT (2-Pts)	Safety	DEF TD
		Passing	Rushing	Receiving				
3	GAO Zixuan			2				
5	NIU Xinyu	2			0 / 1			
7	FENG Haolin (C)				0 / 1			
8	LIN Wenze							
9	WU Yanran							
10	ZHANG Tianhua							
11	LIU Mengfei							
12	XU Zihan							
16	WANG Xin							
22	WU Jingyi							
23	ZENG Zhijia (C)							
29	QIU Zitong							
Total:		2		2	0 / 2			

1st Half

Time	Team	No.	Name	Action	Score
14:03	USA	5	FULFORD M	Receiving Touchdown (pass from KROUCH V)	6 - 0
13:49	USA	23	GERACI I	1Pt Conversion - Receiving (pass from KROUCH V)	7 - 0
06:13	USA	32	KLAM A	Receiving Touchdown (pass from KROUCH V)	13 - 0
05:55	USA	4	KROUCH V	Extra point play from 5yds no good	
02:55	CHN	3	GAO Z	Receiving Touchdown (pass from NIU X)	13 - 6
02:43	CHN	5	NIU X	Extra point play from 5yds no good	
00:57	USA	3	JENKINS L	Receiving Touchdown (pass from KROUCH V)	19 - 6
00:57	USA	4	KROUCH V	Extra point play from 5yds no good	
00:26	USA	23	GERACI I	Receiving Touchdown (pass from KROUCH V)	25 - 6
00:26	USA	5	FULFORD M	1Pt Conversion - Receiving (pass from KROUCH V)	26 - 6

2nd Half

Time	Team	No.	Name	Action	Score
16:36	USA	1	HERNANDEZ-SILVA B	Receiving Touchdown (pass from JONCICH M)	32 - 6
16:24	USA	23	GERACI I	1Pt Conversion - Receiving (pass from JONCICH M)	33 - 6
07:14	USA	3	JENKINS L	Receiving Touchdown (pass from JONCICH M)	39 - 6
06:54	USA	7	JONCICH M	Extra point play from 5yds no good	
01:59	CHN	3	GAO Z	Receiving Touchdown (pass from NIU X)	39 - 12
01:59	CHN	7	FENG H	Extra point play from 5yds no good	



Results

Game No: 10

Legend:					
(C)	Captain	DEF TD	Defensive Touchdown	PAT	Points after Touchdown
Pts	Points			Pt	Point



TWG
2025
CHENGDU



FLOORBALL

RESULTS BOOK

TABLE OF CONTENTS



21	Floorball	2183
21.1	Table of Contents	2184
21.2	Competition Schedule	2191
21.3	Daily Schedule	2192
21.3.1	Daily Schedule - 6 Aug 2025	2192
21.3.2	Daily Schedule - 7 Aug 2025	2193
21.3.3	Daily Schedule - 8 Aug 2025	2194
21.3.4	Daily Schedule - 9 Aug 2025	2195
21.3.5	Daily Schedule - 10 Aug 2025	2196
21.3.6	Daily Schedule - 11 Aug 2025	2197
21.3.7	Daily Schedule - 12 Aug 2025	2198
21.3.8	Daily Schedule - 13 Aug 2025	2199
21.4	Medallists by Event	2200
21.5	Medal Standings	2202
21.6	Men	2203
21.6.1	Team Roster	2204
21.6.1.1	Team Roster - CAN	2204
21.6.1.2	Team Roster - CHN	2205
21.6.1.3	Team Roster - CZE	2206
21.6.1.4	Team Roster - FIN	2207
21.6.1.5	Team Roster - LAT	2208
21.6.1.6	Team Roster - PHI	2209
21.6.1.7	Team Roster - SUI	2210
21.6.1.8	Team Roster - SWE	2211
21.6.2	Tournament Summary	2212
21.6.3	Cumulative Statistics	2214
21.6.3.1	Cumulative Statistics - CAN	2214
21.6.3.2	Cumulative Statistics - CHN	2215
21.6.3.3	Cumulative Statistics - CZE	2216
21.6.3.4	Cumulative Statistics - FIN	2217
21.6.3.5	Cumulative Statistics - LAT	2218
21.6.3.6	Cumulative Statistics - PHI	2219
21.6.3.7	Cumulative Statistics - SUI	2220
21.6.3.8	Cumulative Statistics - SWE	2221
21.6.4	Medallists	2222
21.6.5	Finals	2223
21.6.5.1	7th Place Match #M15	2223

RESULTS BOOK

TABLE OF CONTENTS

21.6.5.1.1	Start List PHI - CHN	2223
21.6.5.1.2	Results PHI - CHN	2224
21.6.5.2	5th Place Match #M16	2225
21.6.5.2.1	Start List LAT - CAN	2225
21.6.5.2.2	Results LAT - CAN	2226
21.6.5.3	Bronze Medal Match #M17	2228
21.6.5.3.1	Start List CZE - SUI	2228
21.6.5.3.2	Results CZE - SUI	2229
21.6.5.4	Gold Medal Match #M18	2231
21.6.5.4.1	Start List SWE - FIN	2231
21.6.5.4.2	Results SWE - FIN	2232
21.6.6	Semifinals	2233
21.6.6.1	Match #M13	2233
21.6.6.1.1	Start List SWE - CZE	2233
21.6.6.1.2	Results SWE - CZE	2234
21.6.6.2	Match #M14	2235
21.6.6.2.1	Start List FIN - SUI	2235
21.6.6.2.2	Results FIN - SUI	2236
21.6.7	Preliminary Round - Group B	2237
21.6.7.1	Match #M02	2237
21.6.7.1.1	Start List CHN - FIN	2237
21.6.7.1.2	Results CHN - FIN	2238
21.6.7.2	Match #M03	2240
21.6.7.2.1	Start List CZE - CAN	2240
21.6.7.2.2	Results CZE - CAN	2241
21.6.7.3	Match #M06	2243
21.6.7.3.1	Start List FIN - CAN	2243
21.6.7.3.2	Results FIN - CAN	2244
21.6.7.4	Match #M07	2246
21.6.7.4.1	Start List CZE - CHN	2246
21.6.7.4.2	Results CZE - CHN	2247
21.6.7.5	Match #M09	2249
21.6.7.5.1	Start List FIN - CZE	2249
21.6.7.5.2	Results FIN - CZE	2250
21.6.7.6	Match #M12	2252
21.6.7.6.1	Start List CAN - CHN	2252
21.6.7.6.2	Results CAN - CHN	2253
21.6.8	Preliminary Round - Group A	2255
21.6.8.1	Match #M01	2255
21.6.8.1.1	Start List LAT - SUI	2255
21.6.8.1.2	Results LAT - SUI	2256
21.6.8.2	Match #M04	2257
21.6.8.2.1	Start List LAT - PHI	2257
21.6.8.2.2	Results LAT - PHI	2258

RESULTS BOOK

TABLE OF CONTENTS

21.6.8.3	Match #M05	2259
21.6.8.3.1	Start List SWE - SUI	2259
21.6.8.3.2	Results SWE - SUI	2260
21.6.8.4	Match #M08	2262
21.6.8.4.1	Start List PHI - SWE	2262
21.6.8.4.2	Results PHI - SWE	2263
21.6.8.5	Match #M10	2264
21.6.8.5.1	Start List SUI - PHI	2264
21.6.8.5.2	Results SUI - PHI	2265
21.6.8.6	Match #M11	2267
21.6.8.6.1	Start List SWE - LAT	2267
21.6.8.6.2	Results SWE - LAT	2268
21.7	Women	2270
21.7.1	Team Roster	2271
21.7.1.1	Team Roster - CAN	2271
21.7.1.2	Team Roster - CZE	2272
21.7.1.3	Team Roster - FIN	2273
21.7.1.4	Team Roster - SGP	2274
21.7.1.5	Team Roster - SUI	2275
21.7.1.6	Team Roster - SVK	2276
21.7.1.7	Team Roster - SWE	2277
21.7.1.8	Team Roster - THA	2278
21.7.2	Tournament Summary	2279
21.7.3	Cumulative Statistics	2281
21.7.3.1	Cumulative Statistics - CAN	2281
21.7.3.2	Cumulative Statistics - CZE	2282
21.7.3.3	Cumulative Statistics - FIN	2283
21.7.3.4	Cumulative Statistics - SGP	2284
21.7.3.5	Cumulative Statistics - SUI	2285
21.7.3.6	Cumulative Statistics - SVK	2286
21.7.3.7	Cumulative Statistics - SWE	2287
21.7.3.8	Cumulative Statistics - THA	2288
21.7.4	Medallists	2289
21.7.5	Finals	2290
21.7.5.1	7th Place Match #W15	2290
21.7.5.1.1	Start List THA - CAN	2290
21.7.5.1.2	Results THA - CAN	2291
21.7.5.2	5th Place Match #W16	2293
21.7.5.2.1	Start List SVK - SGP	2293
21.7.5.2.2	Results SVK - SGP	2294
21.7.5.3	Bronze Medal Match #W17	2296
21.7.5.3.1	Start List CZE - SUI	2296
21.7.5.3.2	Results CZE - SUI	2297
21.7.5.4	Gold Medal Match #W18	2298

RESULTS BOOK

TABLE OF CONTENTS

21.7.5.4.1	Start List SWE - FIN	2298
21.7.5.4.2	Results SWE - FIN	2299
21.7.6	Semifinals	2300
21.7.6.1	Match #W13	2300
21.7.6.1.1	Start List SWE - CZE	2300
21.7.6.1.2	Results SWE - CZE	2301
21.7.6.2	Match #W14	2302
21.7.6.2.1	Start List FIN - SUI	2302
21.7.6.2.2	Results FIN - SUI	2303
21.7.7	Preliminary Round - Group B	2305
21.7.7.1	Match #W02	2305
21.7.7.1.1	Start List FIN - CAN	2305
21.7.7.1.2	Results FIN - CAN	2306
21.7.7.2	Match #W03	2308
21.7.7.2.1	Start List CZE - SGP	2308
21.7.7.2.2	Results CZE - SGP	2309
21.7.7.3	Match #W05	2311
21.7.7.3.1	Start List CZE - CAN	2311
21.7.7.3.2	Results CZE - CAN	2312
21.7.7.4	Match #W07	2313
21.7.7.4.1	Start List SGP - FIN	2313
21.7.7.4.2	Results SGP - FIN	2314
21.7.7.5	Match #W10	2316
21.7.7.5.1	Start List FIN - CZE	2316
21.7.7.5.2	Results FIN - CZE	2317
21.7.7.6	Match #W11	2318
21.7.7.6.1	Start List CAN - SGP	2318
21.7.7.6.2	Results CAN - SGP	2319
21.7.8	Preliminary Round - Group A	2320
21.7.8.1	Match #W01	2320
21.7.8.1.1	Start List THA - SWE	2320
21.7.8.1.2	Results THA - SWE	2321
21.7.8.2	Match #W04	2323
21.7.8.2.1	Start List SUI - SVK	2323
21.7.8.2.2	Results SUI - SVK	2324
21.7.8.3	Match #W06	2325
21.7.8.3.1	Start List SUI - THA	2325
21.7.8.3.2	Results SUI - THA	2326
21.7.8.4	Match #W08	2328
21.7.8.4.1	Start List SVK - THA	2328
21.7.8.4.2	Results SVK - THA	2329
21.7.8.5	Match #W09	2330
21.7.8.5.1	Start List SWE - SUI	2330
21.7.8.5.2	Results SWE - SUI	2331

RESULTS BOOK

TABLE OF CONTENTS

21.7.8.6	Match #W12	2332
21.7.8.6.1	Start List SWE - SVK	2332
21.7.8.6.2	Results SWE - SVK	2333



Competition Schedule

As of MON 11 AUG 2025

Date	Start Time	Match Number	Event	Phase	Teams
WED 6 AUG	9:00	1	Women	Preliminary Round - Group A	THA vs SWE
	11:15	1	Men	Preliminary Round - Group A	LAT vs SUI
	13:30	2	Men	Preliminary Round - Group B	CHN vs FIN
	15:45	2	Women	Preliminary Round - Group B	FIN vs CAN
	18:00	3	Men	Preliminary Round - Group B	CZE vs CAN
	20:15	3	Women	Preliminary Round - Group B	CZE vs SGP
THU 7 AUG	9:00	4	Men	Preliminary Round - Group A	LAT vs PHI
	11:15	4	Women	Preliminary Round - Group A	SUI vs SVK
	13:30	5	Men	Preliminary Round - Group A	SWE vs SUI
FRI 8 AUG	9:30	5	Women	Preliminary Round - Group B	CZE vs CAN
	11:45	6	Men	Preliminary Round - Group B	FIN vs CAN
	15:00	6	Women	Preliminary Round - Group A	SUI vs THA
	17:15	7	Men	Preliminary Round - Group B	CZE vs CHN
	19:30	7	Women	Preliminary Round - Group B	SGP vs FIN
SAT 9 AUG	9:30	8	Women	Preliminary Round - Group A	SVK vs THA
	11:45	8	Men	Preliminary Round - Group A	PHI vs SWE
	15:00	9	Women	Preliminary Round - Group A	SWE vs SUI
	17:15	10	Women	Preliminary Round - Group B	FIN vs CZE
	19:30	9	Men	Preliminary Round - Group B	FIN vs CZE
SUN 10 AUG	9:30	11	Women	Preliminary Round - Group B	CAN vs SGP
	11:45	12	Women	Preliminary Round - Group A	SWE vs SVK
	15:00	10	Men	Preliminary Round - Group A	SUI vs PHI
	17:15	11	Men	Preliminary Round - Group A	SWE vs LAT
	19:30	12	Men	Preliminary Round - Group B	CAN vs CHN
MON 11 AUG	10:30	13	Women	Semifinal	SWE vs CZE
	13:00	13	Men	Semifinal	SWE vs CZE
	16:30	14	Women	Semifinal	FIN vs SUI
	19:00	14	Men	Semifinal	FIN vs SUI
TUE 12 AUG	10:30	15	Men	7th Place Match	PHI vs CHN
	13:00	15	Women	7th Place Match	THA vs CAN
	16:30	16	Women	5th Place Match	SVK vs SGP
	19:00	16	Men	5th Place Match	LAT vs CAN
WED 13 AUG	9:00	17	Men	Bronze Medal Match	CZE vs SUI
	11:30	17	Women	Bronze Medal Match	CZE vs SUI
	15:00	18	Men	Gold Medal Match	SWE vs FIN
	17:45	18	Women	Gold Medal Match	SWE vs FIN



WED 6 AUG 2025

Daily Schedule

Start Time	Game Number	Event	Phase	Teams	Referees
9:00	1	Women	Preliminary Round - Group A	THA vs SWE	FRIEMEL C (SUI) HASSELBERG E (SUI)
11:15	1	Men	Preliminary Round - Group A	LAT vs SUI	BOSTROM G (SWE) SODERMAN H (SWE)
13:30	2	Men	Preliminary Round - Group B	CHN vs FIN	FASSLER J (SUI) SCHLAPFER B (SUI)
15:45	2	Women	Preliminary Round - Group B	FIN vs CAN	KOSTINEK T (CZE) REICHELT M (CZE)
18:00	3	Men	Preliminary Round - Group B	CZE vs CAN	ELLIS T (FIN) SJOGREN J (FIN)
20:15	3	Women	Preliminary Round - Group B	CZE vs SGP	FRIEMEL C (SUI) HASSELBERG E (SUI)



THU 7 AUG 2025

Daily Schedule

Start Time	Game Number	Event	Phase	Teams	Referees
9:00	4	Men	Preliminary Round - Group A	LAT vs PHI	BOSTROM G (SWE) SODERMAN H (SWE)
11:15	4	Women	Preliminary Round - Group A	SUI vs SVK	KOSTINEK T (CZE) REICHELT M (CZE)
13:30	5	Men	Preliminary Round - Group A	SWE vs SUI	ELLIS T (FIN) SJOGREN J (FIN)



FRI 8 AUG 2025

Daily Schedule

Start Time	Game Number	Event	Phase	Teams	Referees
9:30	5	Women	Preliminary Round - Group B	CZE vs CAN	HASSELBERG E (SUI) FRIEMEL C (SUI)
11:45	6	Men	Preliminary Round - Group B	FIN vs CAN	FASSLER J (SUI) SCHLAPFER B (SUI)
15:00	6	Women	Preliminary Round - Group A	SUI vs THA	KOSTINEK T (CZE) REICHELT M (CZE)
17:15	7	Men	Preliminary Round - Group B	CZE vs CHN	ELLIS T (FIN) SJOGREN J (FIN)
19:30	7	Women	Preliminary Round - Group B	SGP vs FIN	SODERMAN H (SWE) BOSTROM G (SWE)



SAT 9 AUG 2025

Daily Schedule

Start Time	Game Number	Event	Phase	Teams	Referees
9:30	8	Women	Preliminary Round - Group A	SVK vs THA	BOSTROM G (SWE) SODERMAN H (SWE)
11:45	8	Men	Preliminary Round - Group A	PHI vs SWE	ELLIS T (FIN) SJOGREN J (FIN)
15:00	9	Women	Preliminary Round - Group A	SWE vs SUI	KOSTINEK T (CZE) REICHEL T M (CZE)
17:15	10	Women	Preliminary Round - Group B	FIN vs CZE	HASSELBERG E (SUI) FRIEMEL C (SUI)
19:30	9	Men	Preliminary Round - Group B	FIN vs CZE	FASSLER J (SUI) SCHLAPFER B (SUI)



SUN 10 AUG 2025

Daily Schedule

Start Time	Game Number	Event	Phase	Teams	Referees
9:30	11	Women	Preliminary Round - Group B	CAN vs SGP	ELLIS T (FIN) SJOGREN J (FIN)
11:45	12	Women	Preliminary Round - Group A	SWE vs SVK	FRIEMEL C (SUI) HASSELBERG E (SUI)
15:00	10	Men	Preliminary Round - Group A	SUI vs PHI	BOSTROM G (SWE) SODERMAN H (SWE)
17:15	11	Men	Preliminary Round - Group A	SWE vs LAT	KOSTINEK T (CZE) REICHELT M (CZE)
19:30	12	Men	Preliminary Round - Group B	CAN vs CHN	FASSLER J (SUI) SCHLAPFER B (SUI)



MON 11 AUG 2025

Daily Schedule

Start Time	Game Number	Event	Phase	Teams	Referees
10:30	13	Women	Semifinal	SWE vs CZE	HASSELBERG E (SUI) FRIEMEL C (SUI)
13:00	13	Men	Semifinal	SWE vs CZE	ELLIS T (FIN) SJOGREN J (FIN)
16:30	14	Women	Semifinal	FIN vs SUI	BOSTROM G (SWE) SODERMAN H (SWE)
19:00	14	Men	Semifinal	FIN vs SUI	KOSTINEK T (CZE) REICHELT M (CZE)



TUE 12 AUG 2025

Daily Schedule

Start Time	Game Number	Event	Phase	Teams	Referees
10:30	15	Men	7th Place Match	PHI vs CHN	BOSTROM G (SWE) SODERMAN H (SWE)
13:00	15	Women	7th Place Match	THA vs CAN	HASSELBERG E (SUI) FRIEMEL C (SUI)
16:30	16	Women	5th Place Match	SVK vs SGP	FASSLER J (SUI) SCHLAPFER B (SUI)
19:00	16	Men	5th Place Match	LAT vs CAN	ELLIS T (FIN) SJOGREN J (FIN)



WED 13 AUG 2025

Daily Schedule

Start Time	Game Number	Event	Phase	Teams	Referees
9:00	17	Men	Bronze Medal Match	CZE vs SUI	BOSTROM G (SWE) SODERMAN H (SWE)
11:30	17	Women	Bronze Medal Match	CZE vs SUI	ELLIS T (FIN) SJOGREN J (FIN)
15:00	18	Men	Gold Medal Match	SWE vs FIN	KOSTINEK T (CZE) REICHEL T M (CZE)
17:45	18	Women	Gold Medal Match	SWE vs FIN	HASSELBERG E (SUI) FRIEMEL C (SUI)



Medallists by Event

As of WED 13 AUG 2025 at 19:07

After 2 of 2 Events

Event	Date	Medal	Name	NOC Code
Men	13 AUG 2025	GOLD	HEDLUND Jon	SWE
			WRAMDEMARK Filip	
			LUNDMARK Malte	
			SJOGREN Albin	
			WEISSBACH Oskar	
			NYDENFELDT Hampus	
			ERIKSSON Filip	
			ULRIKSSON Sakarias	
			HOLMGREN Linus	
			MAGNUSSON LINDHOLM Oscar	
			RAMIREZ Niklas	
			HOVLUND Oskar	
			KALENTUN Emil	
			PARSJO Mans	
		SILVER	SALIN Eemeli	FIN
			HEIKKILA Oskari	
			REPO Juho	
			AKOLA Eemeli	
			MAKINEN Miska	
			LAAKSO Markus	
			RANTALA Joona	
			HYVARINEN Luukas	
			JOHANSSON Sami	
			AHOLA Juuso	
			LEHKOSUO Otto	
			LAITILA Alpo	
			VESTERINEN Waltteri	
			FALDEN Oskari	
		BRONZE	PUNCOCHAR Lukas	CZE
			ZAKONOV Filip	
			HEMERKA Adam	
			ZUBEK Adam	
			BENES Marek	
			HAVLAS Matej	
			NEMECEK Ondrej	
			HANAK Tomas	
			JURCO Tomas	
			BURSIK Jakub	
			DELONG Adam	
			LANGER Filip	
			RYPAR Josef	
			BAUER Lukas	



Medallists by Event

As of WED 13 AUG 2025 at 19:07

Event	Date	Medal	Name	NOC Code
Women	13 AUG 2025	GOLD	LAITILA Alma	FIN
			WESTERLUND Daniela	
			HAMALAINEN Suvi	
			VALTOLA Ulla	
			MITTENTAG Sofia	
			KAUPPI Oona	
			KAUPPI Veera	
			NORDLUND Milla	
			PIETILA Emilia	
			PITKAKANGAS Natalia	
			SAARINEN Julia	
			KIPPILA My	
			SAARIO Jenna	
			MAARANEN Miia	
		SILVER	RASMUSSEN Ellen	SWE
			VISTROM Maja	
			JOHANSSON Wilma	
			LINDGREN Matilda	
			MARKSTROM Mira	
			OGREN Nellie	
			SUNDBERG Ida	
			WIBRON Emelie	
			ANDERSSON Moa	
			GORTZ Frida	
			CARLSSON Lisa	
			NORDSTRAND Hanna	
			HEDIN Lovisa	
			LUNDIN Ellen	
		BRONZE	TONDURY Ladina	SUI
			RITTER Naja	
			EDIZ Laila	
			STETTLER Celine	
			FITZI Seraina	
			BERGER Doris	
			GERIG Isabelle	
			REUSSER Norina	
			METZGER Nina	
			WICK Marcia	
			LARSSON Linn	
			WYSS Anja	
			HEINI Lara	
			GREDIG Chiara	



Medal Standings

As of WED 13 AUG 2025 at 19:07

After 2 of 2 Events

Rank	NOC	Men				Women				Total				Rank by Total
		G	S	B	Tot	G	S	B	Tot	G	S	B	Tot	
1	FIN - Finland		1		1	1			1	1	1		2	=1
1	SWE - Sweden	1			1		1		1	1	1		2	=1
3	CZE - Czechia			1	1							1	1	=3
3	SUI - Switzerland							1	1			1	1	=3
Total:		1	1	1	3	1	1	1	3	2	2	2	6	

Legend:

= Equal sign indicates that two or more countries share the same rank by total

B Bronze

G Gold

S Silver

Tot Total

Timing and Results provided by Tissot



TWG
2025
CHENGDU



FLOORBALL

Men



Team Roster

As of TUE 5 AUG 2025

CAN - Canada

Shirt Number	Name	Playing Position	Grip/Throw	Date of Birth	Age	Height m / ft in
3	KASHINO Isaac	Defender	Left	20 AUG 2003	21	1.74 / 5'9"
7	GRENAPIN Cedric	Forward	Left	25 JUN 2000	25	1.80 / 5'11"
9	BUCK Cameron	Forward	Right	18 FEB 1998	27	1.80 / 5'11"
13	MAHONEY Patrick	Forward	Right	15 JAN 2000	25	1.80 / 5'11"
15	WALSH Taylor	Defender	Left	21 APR 1999	26	1.75 / 5'9"
20	FRIEDLI Steven	Forward	Left	9 JAN 2003	22	1.94 / 6'4"
22	KNIGHT Justin	Defender	Left	16 MAR 2005	20	1.85 / 6'1"
23	SODERLUND Oscar	Forward	Left	7 JUN 1994	31	1.88 / 6'2"
39	KASHA Krystof	Goalkeeper	Right	1 MAY 2003	22	1.75 / 5'9"
41	KIDDIE Benjamin	Goalkeeper	Left	24 DEC 1993	31	1.82 / 6'0"
50	JETTE Alex	Forward	Right	6 JAN 1997	28	1.77 / 5'10"
55	WALSH Tristan (C)	Forward	Left	21 APR 1999	26	1.70 / 5'7"
61	SMITH Matt	Forward	Left	1 SEP 1987	37	1.71 / 5'7"
92	COURTEMANCHE Thomas	Defender	Left	30 AUG 2000	24	1.80 / 5'11"

Team Officials

Head Coach: ROMO Iiro (FIN)

Legend:

(C) Captain



Team Roster

As of TUE 5 AUG 2025

CHN - China

Shirt Number	Name	Playing Position	Grip/Throw	Date of Birth	Age	Height m / ft in
3	DU Sanyang (C)	Forward	Left	12 FEB 2001	24	1.77 / 5'10"
5	ZHANG Zhiheng	Forward	Right	14 DEC 2004	20	1.80 / 5'11"
10	LI Shimei	Forward	Right	16 SEP 2007	17	1.80 / 5'11"
11	OU Haoran	Forward	Right	16 AUG 2007	17	1.75 / 5'9"
15	WANG Zihan	Defender	Right	28 SEP 2007	17	1.82 / 6'0"
16	JU Qihang	Goalkeeper	Right	22 NOV 2006	18	1.85 / 6'1"
20	QIU Jinpeng	Forward	Right	11 APR 2007	18	1.82 / 6'0"
24	TANG Zhiliang	Defender	Left	6 NOV 2003	21	1.80 / 5'11"
30	SEREKEHAN Ahezhuoli	Forward	Right	6 AUG 2005	19	1.92 / 6'4"
32	LI Guo	Defender	Left	23 MAY 1997	28	1.78 / 5'10"
49	ZHANG Yulin	Defender	Left	20 SEP 2000	24	1.80 / 5'11"
69	LI Yintong	Goalkeeper	Right	6 JUN 2001	24	1.92 / 6'4"
77	GUO Hao	Defender	Right	30 JAN 2007	18	1.80 / 5'11"
96	GUO Rui	Forward	Left	10 NOV 2007	17	1.67 / 5'6"

Team Officials

Head Coach: HUHTAMELLA Marko (FIN)

Legend:
(C) Captain



Team Roster

As of TUE 5 AUG 2025

CZE - Czechia

Shirt Number	Name	Playing Position	Grip/Throw	Date of Birth	Age	Height m / ft in
4	PUNCOCHAR Lukas	Defender	Left	18 NOV 2002	22	1.89 / 6'2"
8	ZAKONOV Filip	Defender	Left	5 AUG 1999	25	1.86 / 6'1"
9	HEMERKA Adam	Defender	Left	31 MAY 2002	23	1.89 / 6'2"
10	ZUBEK Adam	Forward	Right	10 JUN 2004	21	1.74 / 5'9"
11	BENES Marek	Forward	Left	26 OCT 1997	27	1.87 / 6'2"
13	HAVLAS Matej	Forward	Right	7 MAY 2002	23	1.80 / 5'11"
17	NEMECEK Ondrej (C)	Defender	Right	10 JUN 1998	27	1.90 / 6'3"
21	HANAK Tomas	Forward	Left	26 OCT 2002	22	1.89 / 6'2"
22	JURCO Tomas	Goalkeeper	Right	22 DEC 2003	21	1.84 / 6'0"
24	BURSIK Jakub	Forward	Left	9 APR 2001	24	1.82 / 6'0"
27	DELONG Adam	Forward	Left	27 JUN 1996	29	1.84 / 6'0"
29	LANGER Filip	Forward	Left	29 DEC 2001	23	1.86 / 6'1"
31	RYPAR Josef	Defender	Right	15 JUL 1993	32	1.87 / 6'2"
74	BAUER Lukas	Goalkeeper	Right	7 APR 1991	34	1.92 / 6'4"

Team Officials

Head Coach: BERKA Jaroslav

Legend:
(C) Captain



Team Roster

As of TUE 5 AUG 2025

FIN - Finland

Shirt Number	Name	Playing Position	Grip/Throw	Date of Birth	Age	Height m / ft in
9	SALIN Eemeli	Forward	Right	2 MAY 1990	35	1.92 / 6'4"
10	HEIKKILA Oskari	Forward	Left	18 OCT 1997	27	1.78 / 5'10"
15	REPO Juho	Defender	Left	18 NOV 2001	23	1.85 / 6'1"
22	AKOLA Eemeli	Defender	Left	30 JUN 1999	26	1.77 / 5'10"
33	MAKINEN Miska	Defender	Left	21 SEP 1996	28	1.83 / 6'0"
63	LAAKSO Markus	Goalkeeper	Right	9 APR 1995	30	1.88 / 6'2"
70	RANTALA Joonas (C)	Defender	Left	13 FEB 1999	26	1.93 / 6'4"
71	HYVARINEN Luukas	Forward	Right	26 NOV 2004	20	1.82 / 6'0"
77	JOHANSSON Sami	Forward	Left	27 JUN 1993	32	1.83 / 6'0"
79	AHOLA Juuso	Forward	Left	20 SEP 2003	21	1.72 / 5'8"
81	LEHKOSUO Otto	Defender	Left	31 DEC 1996	28	1.91 / 6'3"
88	LAITILA Alpo	Forward	Left	21 JUN 2002	23	1.73 / 5'8"
90	VESTERINEN Waltteri	Forward	Left	22 JUL 2002	23	1.81 / 5'11"
91	FALDEN Oskari	Goalkeeper	Right	6 JUL 2000	25	1.92 / 6'4"

Team Officials

Head Coach: JUSSILA Esa

Legend:
(C) Captain



Team Roster

As of TUE 5 AUG 2025

LAT - Latvia

Shirt Number	Name	Playing Position	Grip/Throw	Date of Birth	Age	Height m / ft in
7	RAGOVSKIS Janis	Defender	Left	28 MAY 2000	25	1.77 / 5'10"
13	DUMPIS Markuss	Forward	Left	5 JUL 2005	20	1.79 / 5'10"
14	KEIRANS Toms	Forward	Left	11 AUG 2004	20	1.90 / 6'3"
15	TILTINS Krisjanis	Forward	Left	25 AUG 2002	22	1.92 / 6'4"
19	AKMENLAUKS Toms	Defender	Left	6 JAN 1994	31	1.75 / 5'9"
20	GRIEZITIS Gustavs	Defender	Right	7 JUN 2004	21	1.80 / 5'11"
21	RAITUMS Artis	Forward	Left	21 DEC 1987	37	1.83 / 6'0"
22	TREKSE Peteris (C)	Defender	Right	20 APR 1999	26	1.89 / 6'2"
25	BALODIS Ralfs	Defender	Left	25 SEP 2002	22	1.85 / 6'1"
32	MAGONS Henrijs	Goalkeeper	Right	2 FEB 2006	19	1.83 / 6'0"
33	ANIS Daniels	Forward	Left	7 OCT 2002	22	1.94 / 6'4"
35	TROFIMENKO Roberts	Forward	Right	3 MAY 2005	20	1.83 / 6'0"
41	SILINS Gabriels	Goalkeeper	Right	12 JAN 2004	21	1.94 / 6'4"
65	BITMANIS Karlis	Defender	Left	14 MAY 2005	20	1.84 / 6'0"

Team Officials

Head Coach: LUUKKONEN Heikki (FIN)

Legend:
(C) Captain



Team Roster

As of TUE 5 AUG 2025

PHI - Philippines

Shirt Number	Name	Playing Position	Grip/Throw	Date of Birth	Age	Height m / ft in
4	PORRAL Ludvig	Defender	Right	9 JUN 2000	25	1.83 / 6'0"
9	WERELIUS Lucas	Forward	Left	26 DEC 2001	23	1.73 / 5'8"
10	PONCE Reymon	Forward	Left	20 JUL 2008	17	1.55 / 5'1"
11	LARANO Simon	Defender	Right	20 OCT 2003	21	1.92 / 6'4"
12	DE LA PENA John	Forward	Left	2 APR 2005	20	1.65 / 5'5"
13	ENAJE Lucas (C)	Defender	Left	3 FEB 1988	37	1.58 / 5'2"
22	LARANO Noah	Defender	Left	22 JUL 2007	18	1.86 / 6'1"
24	MENDOZA Melvin	Forward	Left	19 AUG 2002	22	1.83 / 6'0"
25	PONCE Richard	Forward	Left	20 JUL 2008	17	1.55 / 5'1"
29	LEMORAN Patrik	Goalkeeper	Right	5 FEB 2001	24	1.85 / 6'1"
40	ROSELLO Kim	Forward	Left	15 SEP 2002	22	1.72 / 5'8"
66	CORTEZ Mattiece	Forward	Right	6 NOV 2000	24	1.70 / 5'7"
77	MAGISTRADO Simon	Defender	Right	2 APR 1996	29	1.90 / 6'3"
88	REGALADO Victor	Goalkeeper	Left	7 OCT 2000	24	1.82 / 6'0"

Team Officials

Head Coach: MENDOZA Noel

Legend:
(C) Captain



Team Roster

As of TUE 5 AUG 2025

SUI - Switzerland

Shirt Number	Name	Playing Position	Grip/Throw	Date of Birth	Age	Height m / ft in
11	PERSICI Gianluca	Forward	Left	11 NOV 2000	24	1.72 / 5'8"
12	FITZI Yannic	Forward	Right	14 MAY 2001	24	1.70 / 5'7"
17	CONRAD Levin	Defender	Left	19 MAR 1998	27	1.90 / 6'3"
20	SCHMUKI Pascal	Defender	Left	3 APR 2004	21	1.88 / 6'2"
23	HUTZLI Stefan	Forward	Left	23 FEB 1998	27	1.84 / 6'0"
24	HERMLE David	Defender	Left	24 JAN 2004	21	1.88 / 6'2"
40	SEILER Noel (C)	Forward	Right	8 AUG 2001	23	1.78 / 5'10"
42	STEINER Matteo	Forward	Right	20 APR 2002	23	1.86 / 6'1"
61	ZAUGG Jan	Forward	Left	14 JUL 1997	28	1.77 / 5'10"
62	SCHALIN Nils	Goalkeeper	Right	13 JAN 2001	24	1.86 / 6'1"
69	GENHART Lukas	Goalkeeper	Left	3 APR 1996	29	1.91 / 6'3"
71	BURKI Jan	Defender	Left	6 MAY 1999	26	1.81 / 5'11"
73	HOLLENSTEIN Andrin	Defender	Right	5 APR 1997	28	1.82 / 6'0"
94	LOUIS Marco	Forward	Left	6 APR 1994	31	1.80 / 5'11"

Team Officials

Head Coach: SCHONBECK Johan (SWE)

Legend:
(C) Captain



Team Roster

As of TUE 5 AUG 2025

SWE - Sweden

Shirt Number	Name	Playing Position	Grip/Throw	Date of Birth	Age	Height m / ft in
1	HEDLUND Jon	Goalkeeper	Right	12 MAY 1991	34	1.88 / 6'2"
5	WRAMDEMARK Filip	Forward	Left	19 MAR 2000	25	1.84 / 6'0"
8	LUNDMARK Malte	Forward	Right	28 MAR 2001	24	1.82 / 6'0"
10	SJOGREN Albin	Forward	Right	18 NOV 1994	30	1.73 / 5'8"
12	WEISSBACH Oskar	Forward	Left	20 JUN 2000	25	1.80 / 5'11"
18	NYDENFELDT Hampus	Forward	Left	25 DEC 2005	19	1.90 / 6'3"
19	ERIKSSON Filip	Forward	Right	7 FEB 2001	24	1.83 / 6'0"
20	ULRIKSSON Sakarias	Forward	Left	25 JUL 2004	21	1.81 / 5'11"
21	HOLMGREN Linus	Forward	Left	9 JAN 1998	27	1.87 / 6'2"
24	MAGNUSSON LINDHOLM Oscar	Defender	Left	31 JAN 2004	21	1.86 / 6'1"
28	RAMIREZ Niklas (C)	Defender	Left	9 APR 1995	30	1.84 / 6'0"
65	HOVLUND Oskar	Defender	Left	27 JUN 1998	27	1.82 / 6'0"
87	KALENTUN Emil	Defender	Left	2 OCT 2001	23	1.84 / 6'0"
94	PARSJO Mans	Goalkeeper	Right	1 JAN 1994	31	1.86 / 6'1"

Team Officials

Head Coach: BROTTMAN Thomas

Legend:
(C) Captain



Tournament Summary

As of WED 13 AUG 2025 at 16:23

Preliminary Round

Phase	Match No.	Teams	Start Time	Final	1st Period	2nd Period	3rd Period
Preliminary Round - Group A	1	LAT - SUI	11:15	3 - 4	0 - 1	2 - 1	1 - 2
Preliminary Round - Group B	2	CHN - FIN	13:30	0 - 42	0 - 10	0 - 14	0 - 18
Preliminary Round - Group B	3	CZE - CAN	18:00	29 - 1	7 - 0	11 - 1	11 - 0
Preliminary Round - Group A	4	LAT - PHI	9:00	12 - 2	2 - 1	4 - 0	6 - 1
Preliminary Round - Group A	5	SWE - SUI	13:30	8 - 1	1 - 0	4 - 1	3 - 0
Preliminary Round - Group B	6	FIN - CAN	11:45	24 - 1	8 - 0	7 - 0	9 - 1
Preliminary Round - Group B	7	CZE - CHN	17:15	36 - 0	14 - 0	14 - 0	8 - 0
Preliminary Round - Group A	8	PHI - SWE	11:45	1 - 11	0 - 2	1 - 5	0 - 4
Preliminary Round - Group B	9	FIN - CZE	19:30	8 - 2	1 - 2	1 - 0	6 - 0
Preliminary Round - Group A	10	SUI - PHI	15:00	18 - 0	3 - 0	7 - 0	8 - 0
Preliminary Round - Group A	11	SWE - LAT	17:15	7 - 1	2 - 1	3 - 0	2 - 0
Preliminary Round - Group B	12	CAN - CHN	19:30	15 - 1	6 - 0	4 - 1	5 - 0

Group A						Matches				Goals			Class. Points
Rank		SWE	SUI	LAT	PHI	Played	Won	Drawn	Lost	GDiff	For	Against	
1	SWE		8 - 1	7 - 1	11 - 1	3	3	0	0	23	26	3	6
2	SUI	1 - 8		4 - 3	18 - 0	3	2	0	1	12	23	11	4
3	LAT	1 - 7	3 - 4		12 - 2	3	1	0	2	3	16	13	2
4	PHI	1 - 11	0 - 18	2 - 12		3	0	0	3	-38	3	41	0

Group B						Matches				Goals			Class. Points
Rank		FIN	CZE	CAN	CHN	Played	Won	Drawn	Lost	GDiff	For	Against	
1	FIN		8 - 2	24 - 1	42 - 0	3	3	0	0	71	74	3	6
2	CZE	2 - 8		29 - 1	36 - 0	3	2	0	1	58	67	9	4
3	CAN	1 - 24	1 - 29		15 - 1	3	1	0	2	-37	17	54	2
4	CHN	0 - 42	0 - 36	1 - 15		3	0	0	3	-92	1	93	0

Final Round

Phase	Match No.	Teams	Start Time	Final	1st Period	2nd Period	3rd Period
Semifinal	13	SWE - CZE	13:00	5 - 4 (After ET)	1 - 1	1 - 1	2 - 2
Semifinal	14	FIN - SUI	19:00	4 - 0	0 - 0	2 - 0	2 - 0
7th Place Match	15	PHI - CHN	10:30	14 - 0	3 - 0	7 - 0	4 - 0
5th Place Match	16	LAT - CAN	19:00	12 - 3	5 - 0	4 - 2	3 - 1
Bronze Medal Match	17	CZE - SUI	9:00	7 - 2	4 - 0	1 - 0	2 - 2
Gold Medal Match	18	SWE - FIN	15:00	2 - 1	1 - 0	1 - 0	0 - 1



Tournament Summary

Semifinals

Gold Medal Match

As of WED 13 AUG 2025 at 16:23

Final Ranking

Rank	Team
Gold	SWE - Sweden
Silver	FIN - Finland
Bronze	CZE - Czechia
4	SUI - Switzerland
5	LAT - Latvia
6	CAN - Canada
7	PHI - Philippines
8	CHN - People's Republic of China

SWE - 5

Match 13
11 AUG

CZE - 4

SWE - 2

Match 18
13 AUG

SWE - Gold
FIN - Silver

FIN - 4

Match 14
11 AUG

FIN - 1

SUI - 0

Bronze Medal Match

CZE - 7

Match 17
13 AUG

CZE - Bronze
SUI - 4th

SUI - 2

5th Place Match

LAT - 12

Match 16
12 AUG

LAT - 5th
CAN - 6th

CAN - 3

7th Place Match

PHI - 14

Match 15
12 AUG

PHI - 7th
CHN - 8th

CHN - 0

Legend:

Class.	Classification	ET	Extra Time	GDiff	Goal difference	No.	Number	PSO	Penalty Shootout
--------	----------------	----	------------	-------	-----------------	-----	--------	-----	------------------



Cumulative Statistics

CAN - Canada

After 4 games

Coach: ROMO Iiro

Players		Pos.	MP	Total Shots		Ass.	Pts.	PIM
No.	Name			G/S	%			
3	KASHINO Isaac	D	4	1/4	25.00		1	2
7	GRENAPIN Cedric	F	4	5/15	33.33	5	10	2
9	BUCK Cameron	F	4	3/9	33.33	2	5	2
13	MAHONEY Patrick	F	4	1/4	25.00		1	
15	WALSH Taylor	D	4	0/3	0.00			
20	FRIEDLI Steven	F	4	5/13	38.46		5	2
22	KNIGHT Justin	D	4	1/1	100.00	1	2	
23	SODERLUND Oscar	F	4			1	1	
39	KASHA Krystof	GK	4			1	1	
41	KIDDIE Benjamin	GK	4					
50	JETTE Alex	F	4	3/7	42.86	1	4	
55	WALSH Tristan	F	4	1/3	33.33	1	2	
61	SMITH Matt	F	4	0/1	0.00	6	6	
92	COURTEMANCHE Thomas	D	4					2
Totals				20/60	33.33	18	38	10

Goalkeepers		Pos.	MP	Total Saves		Total Time Played
No.	Name			S/S	%	
39	KASHA Krystof	GK	4	70/110	63.64	138:58
41	KIDDIE Benjamin	GK	4	16/42	38.10	41:02

Legend:							
%	Percentage	Ass.	Assists	G/S	Goals/Shots on Goal	MP	Matches Played
PIM	Penalty in Minutes	Pos.	Playing Position	Pts.	Points (Goals + Assists)	No.	Shirt Number
						S/S	Saves/Shots on Goal



Cumulative Statistics

CHN - China

After 4 games

Coach: HUHTAMELLA Marko

Players		Pos.	MP	Total Shots		Ass.	Pts.	PIM
No.	Name			G/S	%			
3	Du Sanyang	F	4	0/5	0.00			
5	ZHANG Zhiheng	F	4	0/2	0.00	1	1	
10	LI Shimei	F	4	0/3	0.00			
11	OU Haoran	F	4	0/1	0.00			2
15	WANG Zihan	D	4					
16	JU Qihang	GK	4					
20	QIU Jinpeng	F	4	0/2	0.00			2
24	TANG Zhiliang	D	4	1/1	100.00		1	
30	SEREKEHAN Ahezhuoli	F	4	0/2	0.00			
32	LI Guo	D	4	0/8	0.00			
49	ZHANG Yulin	D	4	0/1	0.00			
69	LI Yintong	GK	4					
77	GUO Hao	D	4	0/1	0.00			
96	GUO Rui	F	4	0/2	0.00			6
Totals				1/28	3.57	1	2	10

Goalkeepers		Pos.	MP	Total Saves		Total Time Played
No.	Name			S/S	%	
16	JU Qihang	GK	4	30/70	42.86	54:09
69	LI Yintong	GK	4	84/151	55.63	125:51

Legend:							
%	Percentage	Ass.	Assists	G/S	Goals/Shots on Goal	MP	Matches Played
PIM	Penalty in Minutes	Pos.	Playing Position	Pts.	Points (Goals + Assists)	No.	Shirt Number
						S/S	Saves/Shots on Goal



Cumulative Statistics

CZE - Czechia

After 5 games

Coach: BERKA Jaroslav

Players		Pos.	MP	Total Shots		Ass.	Pts.	PIM
No.	Name			G/S	%			
4	PUNCOCHAR Lukas	D	5	6/11	54.55	4	10	
8	ZAKONOV Filip	D	5	3/12	25.00	4	7	
9	HEMERKA Adam	D	5	5/10	50.00	4	9	
10	ZUBEK Adam	F	5	6/18	33.33	10	16	
11	BENES Marek	F	5	9/16	56.25	6	15	
13	HAVLAS Matej	F	5	6/19	31.58	2	8	
17	NEMECEK Ondrej	D	5	5/15	33.33	8	13	
21	HANAK Tomas	F	5	4/12	33.33	8	12	2
22	JURCO Tomas	GK	5					
24	BURSIK Jakub	F	5	6/14	42.86	5	11	
27	DELONG Adam	F	5	9/18	50.00	5	14	
29	LANGER Filip	F	5	12/20	60.00	11	23	
31	RYPAR Josef	D	5	6/10	60.00	4	10	
74	BAUER Lukas	GK	5					
Totals				78/176	44.32	71	149	2

Goalkeepers		Pos.	MP	Total Saves		Total Time Played
No.	Name			S/S	%	
22	JURCO Tomas	GK	5	23/31	74.19	132:43
74	BAUER Lukas	GK	5	18/24	75.00	93:28

Legend:							
%	Percentage	Ass.	Assists	G/S	Goals/Shots on Goal	MP	Matches Played
PIM	Penalty in Minutes	Pos.	Playing Position	Pts.	Points (Goals + Assists)	No.	Shirt Number
						S/S	Saves/Shots on Goal



Cumulative Statistics

FIN - Finland

After 5 games

Coach: JUSSILA Esa

Players		Pos.	MP	Total Shots		Ass.	Pts.	PIM
No.	Name			G/S	%			
9	SALIN Eemeli	F	5	9/16	56.25		9	
10	HEIKKILA Oskari	F	5	4/7	57.14	6	10	
15	REPO Juho	D	5	4/7	57.14	3	7	4
22	AKOLA Eemeli	D	5	3/8	37.50		3	
33	MAKINEN Miska	D	5	2/4	50.00	6	8	
63	LAAKSO Markus	GK	5					
70	RANTALA Joonas	D	5	10/28	35.71	7	17	
71	HYVARINEN Luukas	F	5	7/15	46.67	10	17	
77	JOHANSSON Sami	F	5	8/15	53.33	8	16	
79	AHOLA Juuso	F	5	16/24	66.67	9	25	
81	LEHKOSUO Otto	D	5	2/4	50.00	6	8	
88	LAITILA Alpo	F	5	8/12	66.67	6	14	
90	VESTERINEN Waltteri	F	5	6/11	54.55	10	16	
91	FALDEN Oskari	GK	5					
Totals				79/151	52.32	71	150	4

Goalkeepers		Pos.	MP	Total Saves		Total Time Played
No.	Name			S/S	%	
63	LAAKSO Markus	GK	5	24/28	85.71	176:21
91	FALDEN Oskari	GK	5	0/1	0.00	45:00

Legend:							
%	Percentage	Ass.	Assists	G/S	Goals/Shots on Goal	MP	Matches Played
PIM	Penalty in Minutes	Pos.	Playing Position	Pts.	Points (Goals + Assists)	No.	Shirt Number
						S/S	Saves/Shots on Goal



Cumulative Statistics

LAT - Latvia

After 4 games

Coach: LUUKKONEN Heikki

Players		Pos.	MP	Total Shots		Ass.	Pts.	PIM
No.	Name			G/S	%			
7	RAGOVSKIS Janis	D	4	1/7	14.29	2	3	
13	DUMPIS Markuss	F	4	3/5	60.00	4	7	
14	KEIRANS Toms	F	4	0/5	0.00	1	1	
15	TILTINS Krisjanis	F	4	2/7	28.57	3	5	2
19	AKMENLAUKS Toms	D	4	1/2	50.00	3	4	
20	GRIEZITIS Gustavs	D	4	4/13	30.77	1	5	6
21	RAITUMS Artis	F	4	1/3	33.33	2	3	
22	TREKSE Peteris	D	4	2/14	14.29	3	5	
25	BALODIS Ralfs	D	4	4/12	33.33	3	7	2
32	MAGONS Henrijs	GK	4					
33	ANIS Daniels	F	4	4/9	44.44	1	5	
35	TROFIMENKO Roberts	F	4	3/7	42.86	2	5	
41	SILINS Gabriels	GK	4					
65	BITMANIS Karlis	D	4	2/6	33.33		2	
Totals				28/91	30.77	25	53	10

Goalkeepers		Pos.	MP	Total Saves		Total Time Played
No.	Name			S/S	%	
32	MAGONS Henrijs	GK	4	19/24	79.17	90:00
41	SILINS Gabriels	GK	4	26/36	72.22	86:21

Legend:		Ass.	Assists	G/S	Goals/Shots on Goal	MP	Matches Played	No.	Shirt Number
%	Percentage	Pos.	Playing Position	Pts.	Points (Goals + Assists)			S/S	Saves/Shots on Goal
PIM	Penalty in Minutes								



Cumulative Statistics

PHI - Philippines

After 4 games

Coach: MENDOZA Noel

Players		Pos.	MP	Total Shots		Ass.	Pts.	PIM
No.	Name			G/S	%			
4	PORRAL Ludvig	D	4	0/2	0.00			
9	WERELIUS Lucas	F	4	0/1	0.00	3	3	
10	PONCE Reymon	F	4	1/2	50.00		1	
11	LARANO Simon	D	4	4/9	44.44	2	6	
12	DE LA PENA John	F	4	0/6	0.00			
13	ENAJE Lucas	D	4	1/2	50.00	2	3	
22	LARANO Noah	D	4	0/2	0.00	1	1	
24	MENDOZA Melvin	F	4	4/16	25.00	3	7	
25	PONCE Richard	F	4	1/2	50.00		1	
29	LEMORAN Patrik	GK	4					
40	ROSELLO Kim	F	4	5/12	41.67	4	9	
66	CORTEZ Mattiece	F	4	0/3	0.00			
77	MAGISTRADO Simon	D	4	1/3	33.33		1	
88	REGALADO Victor	GK	4					
Totals				17/60	28.33	15	32	

Goalkeepers		Pos.	MP	Total Saves		Total Time Played
No.	Name			S/S	%	
29	LEMORAN Patrik	GK	4	43/58	74.14	76:58
88	REGALADO Victor	GK	4	40/66	60.61	103:02

Legend:							
%	Percentage	Ass.	Assists	G/S	Goals/Shots on Goal	MP	Matches Played
PIM	Penalty in Minutes	Pos.	Playing Position	Pts.	Points (Goals + Assists)	No.	Shirt Number
						S/S	Saves/Shots on Goal



Cumulative Statistics

SUI - Switzerland

After 5 games

Coach: SCHONBECK Johan

Players		Pos.	MP	Total Shots		Ass.	Pts.	PIM
No.	Name			G/S	%			
11	PERSICI Gianluca	F	5	3/5	60.00	2	5	2
12	FITZI Yannic	F	5	4/14	28.57	1	5	
17	CONRAD Levin	D	5	3/4	75.00		3	
20	SCHMUKI Pascal	D	4	1/8	12.50	1	2	
23	HUTZLI Stefan	F	5	2/5	40.00	2	4	
24	HERMLE David	D	5	1/10	10.00	4	5	
40	SEILER Noel	F	5	0/4	0.00	3	3	
42	STEINER Matteo	F	5	3/11	27.27	3	6	
61	ZAUGG Jan	F	5	2/7	28.57	3	5	2
62	SCHALIN Nils	GK	5					
69	GENHART Lukas	GK	5					
71	BURKI Jan	D	5	1/8	12.50	2	3	
73	HOLLENSTEIN Andrin	D	5	0/3	0.00	1	1	
94	LOUIS Marco	F	5	4/9	44.44		4	
Totals				25/89	28.09	22	47	4

Goalkeepers		Pos.	MP	Total Saves		Total Time Played
No.	Name			S/S	%	
62	SCHALIN Nils	GK	5	18/27	66.67	148:30
69	GENHART Lukas	GK	5	20/27	74.07	66:00

Legend:		Ass.	Assists	G/S	Goals/Shots on Goal	MP	Matches Played	No.	Shirt Number
%	Percentage	Pos.	Playing Position	Pts.	Points (Goals + Assists)			S/S	Saves/Shots on Goal
PIM	Penalty in Minutes								

Timing and Results provided by Tissot



Cumulative Statistics

SWE - Sweden

After 5 games

Coach: BROTTMAN Thomas

Players		Pos.	MP	Total Shots		Ass.	Pts.	PIM
No.	Name			G/S	%			
1	HEDLUND Jon	GK	5					
5	WRAMDEMARK Filip	F	5	2/8	25.00	2	4	2
8	LUNDMARK Malte	F	5	5/21	23.81	7	12	
10	SJOGREN Albin	F	5	1/7	14.29	8	9	
12	WEISSBACH Oskar	F	5	4/16	25.00	4	8	
18	NYDENFELDT Hampus	F	5	2/3	66.67	1	3	
19	ERIKSSON Filip	F	5	4/13	30.77	1	5	
20	ULRIKSSON Sakarias	F	5	6/16	37.50		6	2
21	HOLMGREN Linus	F	5	2/7	28.57	5	7	2
24	MAGNUSSON LINDHOLM Oscar	D	5	2/5	40.00		2	
28	RAMIREZ Niklas	D	5	1/6	16.67		1	
65	HOVLUND Oskar	D	5	3/4	75.00	2	5	
87	KALENTUN Emil	D	5	0/3	0.00	2	2	4
94	PARSJO Mans	GK	5					
Totals				33/111	29.73	32	65	10

Goalkeepers		Pos.	MP	Total Saves		Total Time Played
No.	Name			S/S	%	
1	HEDLUND Jon	GK	5	34/40	85.00	139:32
94	PARSJO Mans	GK	5	19/21	90.48	90:00

Legend:							
%	Percentage	Ass.	Assists	G/S	Goals/Shots on Goal	MP	Matches Played
PIM	Penalty in Minutes	Pos.	Playing Position	Pts.	Points (Goals + Assists)	No.	Shirt Number
						S/S	Saves/Shots on Goal



Medallists

GOLD	SILVER	BRONZE
SWE - Sweden HEDLUND Jon WRAMDEMARK Filip LUNDMARK Malte SJOGREN Albin WEISSBACH Oskar NYDENFELDT Hampus ERIKSSON Filip ULRIKSSON Sakarias HOLMGREN Linus MAGNUSSON LINDHOLM Oscar RAMIREZ Niklas (C) HOVLUND Oskar KALENTUN Emil PARSJO Mans	FIN - Finland SALIN Eemeli HEIKKILA Oskari REPO Juho AKOLA Eemeli MAKINEN Miska LAAKSO Markus RANTALA Joonas (C) HYVARINEN Luukas JOHANSSON Sami AHOLA Juuso LEHKOSUO Otto LAITILA Alpo VESTERINEN Waltteri FALDEN Oskari	CZE - Czechia PUNCOCHAR Lukas ZAKONOV Filip HEMERKA Adam ZUBEK Adam BENES Marek HAVLAS Matej NEMECEK Ondrej (C) HANAK Tomas JURCO Tomas BURSIK Jakub DELONG Adam LANGER Filip RYPAR Josef BAUER Lukas



TUE 12 AUG 2025
Start Time: 10:30

Start List

Match No: 15

PHI - CHN

Referees:

BOSTROM Glenn (SWE) / SODERMAN Hakan (SWE)

PHI - Philippines

No.	Name	Pos.	MP	Goals	Assists	Points	PIM
29	LEMORAN Patrik	GK	3				
88	REGALADO Victor	GK	3				
4	PORRAL Ludvig	D	3				
9	WERELIUS Lucas	F	3				
10	PONCE Reymon	F	3				
11	LARANO Simon	D	3	1	1	2	
12	DE LA PENNA John	F	3				
13	ENAJE Lucas (C)	D	3	1		1	
22	LARANO Noah	D	3				
24	MENDOZA Melvin	F	3	1		1	
25	PONCE Richard	F	3				
40	ROSELLO Kim	F	3		1	1	
66	CORTEZ Mattiece	F	3				
77	MAGISTRADO Simon	D	3				
Team Total				3	2	5	
Head Coach: MENDOZA Noel							

PHI		
PR	LAT	2-12
PR	SWE	1-11
PR	SUI	0-18

CHN - China

No.	Name	Pos.	MP	Goals	Assists	Points	PIM
16	JU Qihang	GK	3				
69	LI Yintong	GK	3				
3	Du Sanyang (C)	F	3				
5	ZHANG Zhiheng	F	3		1	1	
10	LI Shimei	F	3				
11	OU Haoran	F	3				2
15	WANG Zihan	D	3				
20	QIU Jinpeng	F	3				2
24	TANG Zhiliang	D	3	1		1	
30	SEREKEHAN Ahezhuoli	F	3				
32	LI Guo	D	3				
49	ZHANG Yulin	D	3				
77	GUO Hao	D	3				
96	GUO Rui	F	3				6
Team Total				1	1	2	10
Head Coach: VIRTANEN Harry (FIN)							

CHN		
PR	FIN	0-42
PR	CZE	0-36
PR	CAN	1-15

Legend:

(C) Captain D Defender F Forward GK Goalkeeper MP Matches Played
No. Shirt Number PIM Penalty in Minutes Pos. Playing Position PR Preliminary Round



Results

Match No: 15

PHI 14 - 0 CHN
(3 - 0, 7 - 0, 4 - 0)

Referees:

BOSTROM Glenn (SWE) / SODERMAN Hakan (SWE)

PHI - Philippines

No.	Name	Pos.	G/S	Ass.	Pts.	PIM
4	PORRAL Ludvig	D	0/1			
9	WERELIUS Lucas	F	0/1	3	3	
10	PONCE Reymon	F	1/2		1	
11	LARANO Simon	D	3/6	1	4	
12	DE LA PENA John	F	0/4			
13	ENAJE Lucas (C)	D		2	2	
22	LARANO Noah	D	0/1	1	1	
24	MENDOZA Melvin	F	3/8	3	6	
25	PONCE Richard	F	1/1		1	
40	ROSELLO Kim	F	5/9	3	8	
66	CORTEZ Mattiece	F	0/1			
77	MAGISTRADO Simon	D	1/3		1	
29	LEMORAN Patrik	GK				
88	REGALADO Victor	GK				
Totals			14/37	13	27	

Head Coach: MENDOZA Noel

CHN - China

No.	Name	Pos.	G/S	Ass.	Pts.	PIM
3	Du Sanyang (C)	F	0/2			
5	ZHANG Zhiheng	F				
10	LI Shimei	F				
11	OU Haoran	F				
15	WANG Zihan	D				
20	QIU Jinpeng	F	0/1			
24	TANG Zhiliang	D				
30	SEREKEHAN Ahezhuoli	F	0/2			
32	LI Guo	D	0/3			
49	ZHANG Yulin	D	0/1			
77	GUO Hao	D				
96	GUO Rui	F	0/2			
16	JU Qihang	GK				
69	LI Yintong	GK				
Totals			0/11			

Head Coach: VIRTANEN Harry (FIN)

Goalkeepers	S/S	%	Time Played
29 LEMORAN Patrik	8/8	100.00	30:00
88 REGALADO Victor	3/3	100.00	15:00

Goalkeepers	S/S	%	Time Played
16 JU Qihang	5/9	55.56	15:00
69 LI Yintong	18/28	64.29	30:00

Time	Action	PHI - Philippines	Score	CHN - China
1st Period				
0:00		29 LEMORAN P Goalkeeper		
0:00				69 LI Y Goalkeeper
10:51	Goal	40 ROSELLO K Assist: 24 MENDOZA M	1 - 0	
12:30	Goal	24 MENDOZA M Assist: 40 ROSELLO K	2 - 0	
14:37	Goal	40 ROSELLO K	3 - 0	
2nd Period				
0:00		29 LEMORAN P Goalkeeper		
0:00				69 LI Y Goalkeeper
1:55	Goal	40 ROSELLO K Assist: 11 LARANO S	4 - 0	
3:33	Goal	11 LARANO S Assist: 40 ROSELLO K	5 - 0	
5:38	Goal	40 ROSELLO K Assist: 24 MENDOZA M	6 - 0	
6:54	Goal	11 LARANO S Assist: 22 LARANO N	7 - 0	
9:07	Goal	25 PONCE R Assist: 13 ENAJE L	8 - 0	
12:43	Goal	11 LARANO S Assist: 9 WERELIUS L	9 - 0	
14:22	Goal	24 MENDOZA M Assist: 9 WERELIUS L	10 - 0	
3rd Period				
0:00		88 REGALADO V Goalkeeper		
0:00				16 JU Q Goalkeeper
0:14	Goal	24 MENDOZA M Assist: 9 WERELIUS L	11 - 0	
1:36	Goal	40 ROSELLO K Assist: 24 MENDOZA M	12 - 0	
5:31	Goal	77 MAGISTRADO S Assist: 13 ENAJE L	13 - 0	
14:40	Goal	10 PONCE R Assist: 40 ROSELLO K	14 - 0	

Legend:

(C)	Captain	%	Efficiency	Ass.	Assists	D	Defender	F	Forward
G/S	Goals/Shots on Goal	GK	Goalkeeper	No.	Shirt Number	PIM	Penalty in Minutes	Pos.	Playing Position
PS	Penalty Shot	Pts.	Points	S/S	Saves/Shots on Goal				



Start List

Match No: 16

LAT - CAN

Referees:

ELLIS Thomas (FIN) / SJOGREN Janne (FIN)

LAT - Latvia

No.	Name	Pos.	MP	Goals	Assists	Points	PIM
32	MAGONS Henrijs	GK	3				
41	SILINS Gabriels	GK	3				
7	RAGOVSKIS Janis	D	3		1	1	
13	DUMPIS Markuss	F	3	1	3	4	
14	KEIRANS Toms	F	3				
15	TILTINS Krisjanis	F	3	2	1	3	2
19	AKMENLAUKS Toms	D	3		2	2	
20	GRIEZITIS Gustavs	D	3	3	1	4	4
21	RAITUMS Artis	F	3	1		1	
22	TREKSE Peteris (C)	D	3	1	2	3	
25	BALODIS Ralfs	D	3	3	2	5	2
33	ANIS Daniels	F	3	3	1	4	
35	TROFIMENKO Roberts	F	3	1	2	3	
65	BITMANIS Karlis	D	3				
Team Total				16	15	31	8

Head Coach: LUUKKONEN Heikki (FIN)

LAT		
PR	SUI	3-4
PR	PHI	12-2
PR	SWE	1-7

CAN - Canada

No.	Name	Pos.	MP	Goals	Assists	Points	PIM
39	KASHA Krystof	GK	3		1	1	
41	KIDDIE Benjamin	GK	3				
3	KASHINO Isaac	D	3	1		1	2
7	GRENAPIN Cedric	F	3	4	4	8	2
9	BUCK Cameron	F	3	2	2	4	
13	MAHONEY Patrick	F	3	1		1	
15	WALSH Taylor	D	3				
20	FRIEDLI Steven	F	3	4		4	2
22	KNIGHT Justin	D	3	1		1	
23	SODERLUND Oscar	F	3				
50	JETTE Alex	F	3	3	1	4	
55	WALSH Tristan (C)	F	3	1	1	2	
61	SMITH Matt	F	3		6	6	
92	COURTEMANCHE Thomas	D	3				
Team Total				17	15	32	6

Head Coach: ROMO Iiro (FIN)

CAN		
PR	CZE	1-29
PR	FIN	1-24
PR	CHN	15-1

Legend:

(C) Captain D Defender F Forward GK Goalkeeper MP Matches Played
No. Shirt Number PIM Penalty in Minutes Pos. Playing Position PR Preliminary Round



Results

Match No: 16

LAT 12 - 3 CAN
(5 - 0, 4 - 2, 3 - 1)

Referees:

ELLIS Thomas (FIN) / SJOGREN Janne (FIN)

LAT - Latvia

No.	Name	Pos.	G/S	Ass.	Pts.	PIM
7	RAGOVSKIS Janis	D	1/4	1	2	
13	DUMPIS Markuss	F	2/2	1	3	
14	KEIRANS Toms	F	0/3	1	1	
15	TILTINS Krisjanis	F	0/3	2	2	
19	AKMENLAUKS Toms	D	1/1	1	2	
20	GRIEZITIS Gustavs	D	1/4		1	2
21	RAITUMS Artis	F		2	2	
22	TREKSE Peteris (C)	D	1/6	1	2	
25	BALODIS Ralfs	D	1/5	1	2	
33	ANIS Daniels	F	1/3		1	
35	TROFIMENKO Roberts	F	2/5		2	
65	BITMANIS Karlis	D	2/4		2	
32	MAGONS Henrijs	GK				
41	SILINS Gabriels	GK				
Totals			12/40	10	22	2

Head Coach: LUUKKONEN Heikki (FIN)

CAN - Canada

No.	Name	Pos.	G/S	Ass.	Pts.	PIM
3	KASHINO Isaac	D				
7	GRENAPIN Cedric	F	1/3	1	2	
9	BUCK Cameron	F	1/2		1	2
13	MAHONEY Patrick	F	0/1			
15	WALSH Taylor	D				
20	FRIEDLI Steven	F	1/4		1	
22	KNIGHT Justin	D		1	1	
23	SODERLUND Oscar	F		1	1	
50	JETTE Alex	F	0/1			
55	WALSH Tristan (C)	F				
61	SMITH Matt	F	0/1			
92	COURTEMANCHE Thomas	D				2
39	KASHA Krystof	GK				
41	KIDDIE Benjamin	GK				
Totals			3/12	3	6	4

Head Coach: ROMO Iiro (FIN)

Goalkeepers	S/S	%	Time Played
32 MAGONS Henrijs	9/12	75.00	45:00
41 SILINS Gabriels			

Goalkeepers	S/S	%	Time Played
39 KASHA Krystof	28/39	71.79	43:51
41 KIDDIE Benjamin	0/1	0.00	01:09

Time	Action	LAT - Latvia	Score	CAN - Canada
1st Period				
0:00		32 MAGONS H Goalkeeper		39 KASHA K Goalkeeper
0:00				
1:10	Goal	35 TROFIMENKO R Assist: 19 AKMENLAUKS T	1 - 0	
5:15	Penalty			92 COURTEMANCHE T 2 minutes
5:57	Goal	7 RAGOVSKIS J Assist: 21 RAITUMS A	2 - 0	
6:59	Goal	20 GRIEZITIS G Assist: 22 TREKSE P	3 - 0	
10:08	Goal	22 TREKSE P	4 - 0	
11:50	Goal	65 BITMANIS K Assist: 25 BALODIS R	5 - 0	
12:30	PS			13 MAHONEY P Penalty Shot missed
2nd Period				
0:00		32 MAGONS H Goalkeeper		39 KASHA K Goalkeeper
0:00				
1:22	Goal	19 AKMENLAUKS T Assist: 15 TILTINS K	6 - 0	
1:50	Goal	25 BALODIS R	7 - 0	
4:12	Goal		7 - 1	7 GRENAPIN C Assist: 23 SODERLUND O
4:45	Goal	33 ANIS D Assist: 7 RAGOVSKIS J	8 - 1	
7:52	Penalty	20 GRIEZITIS G 2 minutes		
9:12	Goal		8 - 2	9 BUCK C Assist: 22 KNIGHT J
10:56	Goal	13 DUMPIS M Assist: 14 KEIRANS T	9 - 2	
3rd Period				
0:00		32 MAGONS H Goalkeeper		39 KASHA K Goalkeeper
0:00				
5:01	Goal	35 TROFIMENKO R Assist: 15 TILTINS K	10 - 2	
9:48	Goal	65 BITMANIS K Assist: 13 DUMPIS M	11 - 2	
11:04	Penalty			9 BUCK C 2 minutes
13:51				GK out: 39 KASHA K GK in: 41 KIDDIE B
14:50	Goal	13 DUMPIS M Assist: 21 RAITUMS A	12 - 2	
14:59	Goal		12 - 3	20 FRIEDLI S Assist: 7 GRENAPIN C



Results

Match No: 16

Legend:									
(C)	Captain	%	Efficiency	Ass.	Assists	D	Defender	F	Forward
G/S	Goals/Shots on Goal	GK	Goalkeeper	No.	Shirt Number	PIM	Penalty in Minutes	Pos.	Playing Position
PS	Penalty Shot	Pts.	Points	S/S	Saves/Shots on Goal				



Start List

Match No: 17

CZE - SUI

Referees:

BOSTROM Glenn (SWE) / SODERMAN Hakan (SWE)

CZE - Czechia

No.	Name	Pos.	MP	Goals	Assists	Points	PIM
22	JURCO Tomas	GK	4				
74	BAUER Lukas	GK	4				
4	PUNCOCHAR Lukas	D	4	6	4	10	
8	ZAKONOV Filip	D	4	3	3	6	
9	HEMERKA Adam	D	4	4	4	8	
10	ZUBEK Adam	F	4	3	9	12	
11	BENES Marek	F	4	9	6	15	
13	HAVLAS Matej	F	4	6	2	8	
17	NEMECEK Ondrej (C)	D	4	5	7	12	
21	HANAK Tomas	F	4	4	8	12	
24	BURSIK Jakub	F	4	5	4	9	
27	DELONG Adam	F	4	8	5	13	
29	LANGER Filip	F	4	12	9	21	
31	RYPAR Josef	D	4	6	4	10	
Team Total				71	65	136	
Head Coach: BERKA Jaroslav							

CZE		
PR	CAN	29-1
PR	CHN	36-0
PR	FIN	2-8
SF	SWE	4-5

SUI - Switzerland

No.	Name	Pos.	MP	Goals	Assists	Points	PIM
62	SCHALIN Nils	GK	4				
69	GENHART Lukas	GK	4				
11	PERSICI Gianluca	F	4	3	2	5	2
12	FITZI Yannic	F	4	4	1	5	
17	CONRAD Levin	D	4	2		2	
20	SCHMUKI Pascal	D	3		1	1	
23	HUTZLI Stefan	F	4	2	2	4	
24	HERMLE David	D	4	1	3	4	
40	SEILER Noel (C)	F	4		2	2	
42	STEINER Matteo	F	4	3	3	6	
61	ZAUGG Jan	F	4	2	3	5	2
71	BURKI Jan	D	4	1	2	3	
73	HOLLENSTEIN Andrin	D	4		1	1	
94	LOUIS Marco	F	4	4		4	
Team Total				23	20	43	4
Head Coach: SCHONBECK Johan (SWE)							

SUI		
PR	LAT	4-3
PR	SWE	1-8
PR	PHI	18-0
SF	FIN	0-4

Legend:

(C)	Captain	D	Defender	F	Forward	GK	Goalkeeper	MP	Matches Played
No.	Shirt Number	PIM	Penalty in Minutes	Pos.	Playing Position	PR	Preliminary Round	SF	Semifinal



Results

Match No: 17

CZE 7 - 2 SUI
(4 - 0, 1 - 0, 2 - 2)

Referees:

BOSTROM Glenn (SWE) / SODERMAN Hakan (SWE)

CZE - Czechia

No.	Name	Pos.	G/S	Ass.	Pts.	PIM
4	PUNCOCHAR Lukas	D				
8	ZAKONOV Filip	D		1	1	
9	HEMERKA Adam	D	1/1		1	
10	ZUBEK Adam	F	3/3	1	4	
11	BENES Marek	F	0/1			
13	HAVLAS Matej	F				
17	NEMECEK Ondrej (C)	D		1	1	
21	HANAK Tomas	F	0/1			2
24	BURSIK Jakub	F	1/2	1	2	
27	DELONG Adam	F	1/2		1	
29	LANGER Filip	F	0/1	2	2	
31	RYPAR Josef	D	0/1			
22	JURCO Tomas	GK				
74	BAUER Lukas	GK				
Totals			7/13	6	13	2

Head Coach: BERKA Jaroslav

SUI - Switzerland

No.	Name	Pos.	G/S	Ass.	Pts.	PIM
11	PERSICI Gianluca	F	0/1			
12	FITZI Yannic	F				
17	CONRAD Levin	D	1/1		1	
20	SCHMUKI Pascal	D	1/4		1	
23	HUTZLI Stefan	F				
24	HERMLE David	D	0/1	1	1	
40	SEILER Noel (C)	F		1	1	
42	STEINER Matteo	F	0/1			
61	ZAUGG Jan	F	0/1			
71	BURKI Jan	D	0/2			
73	HOLLENSTEIN Andrin	D	0/1			
94	LOUIS Marco	F				
62	SCHALIN Nils	GK				
69	GENHART Lukas	GK				
Totals			2/12	2	4	

Head Coach: SCHONBECK Johan (SWE)

Goalkeepers	S/S	%	Time Played
22 JURCO Tomas	10/12	83.33	45:00
74 BAUER Lukas			

Goalkeepers	S/S	%	Time Played
62 SCHALIN Nils	3/7	42.86	15:00
69 GENHART Lukas	3/4	75.00	24:20

Time	Action	CZE - Czechia	Score	SUI - Switzerland
1st Period				
0:00		22 JURCO T Goalkeeper		62 SCHALIN N Goalkeeper
0:00				
1:23	Goal	10 ZUBEK A Assist: 29 LANGER F	1 - 0	
1:55	Goal	9 HEMERKA A Assist: 8 ZAKONOV F	2 - 0	
5:57	Goal	24 BURSIK J Assist: 10 ZUBEK A	3 - 0	
12:03	Goal	10 ZUBEK A Assist: 24 BURSIK J	4 - 0	
2nd Period				
0:00		22 JURCO T Goalkeeper		69 GENHART L Goalkeeper
0:00				
1:17	Goal	10 ZUBEK A Assist: 17 NEMECEK O	5 - 0	
3rd Period				
0:00		22 JURCO T Goalkeeper		69 GENHART L Goalkeeper
0:00				
4:55	Goal		5 - 1	17 CONRAD L Assist: 24 HERMLE D
6:19				69 GENHART L Goalkeeper out - Empty net
6:49				69 GENHART L Goalkeeper in
7:34				69 GENHART L Goalkeeper out - Empty net
8:26				69 GENHART L Goalkeeper in
8:27				69 GENHART L Goalkeeper out - Empty net
8:58	Goal		5 - 2	20 SCHMUKI P Assist: 40 SEILER N
8:58				69 GENHART L Goalkeeper in
9:28				69 GENHART L Goalkeeper out - Empty net
9:46				69 GENHART L Goalkeeper in
10:44				69 GENHART L Goalkeeper out - Empty net
12:15				69 GENHART L Goalkeeper in
12:18				69 GENHART L Goalkeeper out - Empty net
13:01	Goal	E	6 - 2	
13:01				69 GENHART L Goalkeeper in
13:21				69 GENHART L Goalkeeper out - Empty net
13:24	Penalty	21 HANAK T 2 minutes		
13:57				69 GENHART L Goalkeeper in

Timing and Results provided by Tissot



WED 13 AUG 2025
Start Time: 9:00

Results

Match No: 17

Time	Action	CZE - Czechia		Score	SUI - Switzerland	
14:01					69 GENHART L	Goalkeeper out - Empty net
14:31	Goal	27 DELONG A	Assist: 29 LANGER F	7 - 2		
14:31					69 GENHART L	Goalkeeper in

Legend:

(C)	Captain	%	Efficiency	Ass.	Assists	D	Defender	F	Forward
G/S	Goals/Shots on Goal	GK	Goalkeeper	No.	Shirt Number	PIM	Penalty in Minutes	Pos.	Playing Position
PS	Penalty Shot	Pts.	Points	S/S	Saves/Shots on Goal				



WED 13 AUG 2025
Start Time: 15:00

Start List

Match No: 18

SWE - FIN

Referees:

KOSTINEK Tomas (CZE) / REICHELT Martin (CZE)

SWE - Sweden

No.	Name	Pos.	MP	Goals	Assists	Points	PIM
1	HEDLUND Jon	GK	4				
94	PARSJO Mans	GK	4				
5	WRAMDEMARK Filip	F	4	2	2	4	2
8	LUNDMARK Malte	F	4	5	7	12	
10	SJOGREN Albin (C)	F	4	1	8	9	
12	WEISSBACH Oskar	F	4	4	3	7	
18	NYDENFELDT Hampus	F	4	2	1	3	
19	ERIKSSON Filip	F	4	3	1	4	
20	ULRIKSSON Sakarias	F	4	6		6	2
21	HOLMGREN Linus	F	4	2	4	6	2
24	MAGNUSSON LINDHOLM Oscar	D	4	1		1	
28	RAMIREZ Niklas	D	4	1		1	
65	HOVLUND Oskar	D	4	3	2	5	
87	KALENTUN Emil	D	4		2	2	4
Team Total				31	30	61	10
Head Coach: BROTTMAN Thomas							

SWE		
PR	SUI	8-1
PR	PHI	11-1
PR	LAT	7-1
SF	CZE	5-4

FIN - Finland

No.	Name	Pos.	MP	Goals	Assists	Points	PIM
63	LAAKSO Markus	GK	4				
91	FALDEN Oskari	GK	4				
9	SALIN Eemeli	F	4	9		9	
10	HEIKKILA Oskari	F	4	4	6	10	
15	REPO Juho	D	4	4	3	7	2
22	AKOLA Eemeli	D	4	3		3	
33	MAKINEN Miska	D	4	2	6	8	
70	RANTALA Joonas (C)	D	4	10	6	16	
71	HYVARINEN Luukas	F	4	6	10	16	
77	JOHANSSON Sami	F	4	8	8	16	
79	AHOLA Juuso	F	4	16	9	25	
81	LEHKOSUO Otto	D	4	2	6	8	
88	LAITILA Alpo	F	4	8	6	14	
90	VESTERINEN Walteri	F	4	6	10	16	
Team Total				78	70	148	2
Head Coach: JUSSILA Esa							

FIN		
PR	CHN	42-0
PR	CAN	24-1
PR	CZE	8-2
SF	SUI	4-0

Legend:

(C)	Captain	D	Defender	F	Forward	GK	Goalkeeper	MP	Matches Played
No.	Shirt Number	PIM	Penalty in Minutes	Pos.	Playing Position	PR	Preliminary Round	SF	Semifinal



Results

Match No: 18

SWE 2 - 1 FIN
(1 - 0, 1 - 0, 0 - 1)

Referees:

KOSTINEK Tomas (CZE) / REICHELT Martin (CZE)

SWE - Sweden

No.	Name	Pos.	G/S	Ass.	Pts.	PIM
5	WRAMDEMARK Filip	F				
8	LUNDMARK Malte	F				
10	SJOGREN Albin (C)	F				
12	WEISSBACH Oskar	F	0/1	1	1	
18	NYDENFELDT Hampus	F				
19	ERIKSSON Filip	F	1/2		1	
20	ULRIKSSON Sakarias	F	0/2			
21	HOLMGREN Linus	F	0/1	1	1	
24	MAGNUSSON LINDHOLM Oscar	D	1/1		1	
28	RAMIREZ Niklas	D	0/1			
65	HOVLUND Oskar	D				
87	KALENTUN Emil	D				
1	HEDLUND Jon	GK				
94	PARSJO Mans	GK				
Totals			2/8	2	4	

Head Coach: BROTTMAN Thomas

FIN - Finland

No.	Name	Pos.	G/S	Ass.	Pts.	PIM
9	SALIN Eemeli	F	0/4			
10	HEIKKILA Oskari	F				
15	REPO Juho	D				2
22	AKOLA Eemeli	D	0/2			
33	MAKINEN Miska	D				
70	RANTALA Joonas (C)	D	0/2	1	1	
71	HYVARINEN Luukas	F	1/2		1	
77	JOHANSSON Sami	F				
79	AHOLA Juuso	F	0/1			
81	LEHKOSUO Otto	D				
88	LAITILA Alpo	F	0/1			
90	VESTERINEN Walteri	F				
63	LAAKSO Markus	GK				
91	FALDEN Oskari	GK				
Totals			1/12	1	2	2

Head Coach: JUSSILA Esa

Goalkeepers	S/S	%	Time Played
1 HEDLUND Jon	11/12	91.67	44:12
94 PARSSJO Mans			

Goalkeepers	S/S	%	Time Played
63 LAAKSO Markus	6/8	75.00	41:21
91 FALDEN Oskari			

Time	Action	SWE - Sweden	Score	FIN - Finland
1st Period				
0:00		1 HEDLUND J Goalkeeper		
0:00				63 LAAKSO M Goalkeeper
14:09	Goal	19 ERIKSSON F Assist: 21 HOLMGREN L	1 - 0	
2nd Period				
0:00		1 HEDLUND J Goalkeeper		
0:00				63 LAAKSO M Goalkeeper
4:08	Goal	24 MAGNUSSON LINDHOLM Assist: 12 WEISSBACH O	2 - 0	
11:12	PS	19 ERIKSSON F Penalty Shot saved		
14:12		1 HEDLUND J Goalkeeper out - Empty net		
3rd Period				
0:00		1 HEDLUND J Goalkeeper		
0:00				63 LAAKSO M Goalkeeper
0:00	Penalty			15 REPO J 2 minutes
11:05				63 LAAKSO M Goalkeeper out - Empty net
11:45				63 LAAKSO M Goalkeeper in
11:51				63 LAAKSO M Goalkeeper out - Empty net
12:39				63 LAAKSO M Goalkeeper in
12:49				63 LAAKSO M Goalkeeper out - Empty net
14:22	Goal		2 - 1	71 HYVARINEN L Assist: 70 RANTALA J
14:22				63 LAAKSO M Goalkeeper in
14:22				63 LAAKSO M Goalkeeper out - Empty net

Legend:

(C)	Captain	%	Efficiency	Ass.	Assists	D	Defender	F	Forward
G/S	Goals/Shots on Goal	GK	Goalkeeper	No.	Shirt Number	PIM	Penalty in Minutes	Pos.	Playing Position
PS	Penalty Shot	Pts.	Points	S/S	Saves/Shots on Goal				



Start List

Match No: 13

SWE - CZE

Referees:

ELLIS Thomas (FIN) / SJOGREN Janne (FIN)

SWE - Sweden

No.	Name	Pos.	MP	Goals	Assists	Points	PIM
1	HEDLUND Jon	GK	3				
94	PARSJO Mans	GK	3				
5	WRAMDEMARK Filip	F	3	2	2	4	2
8	LUNDMARK Malte	F	3	5	4	9	
10	SJOGREN Albin	F	3	1	7	8	
12	WEISSBACH Oskar	F	3	3	3	6	
18	NYDENFELDT Hampus	F	3	2	1	3	
19	ERIKSSON Filip	F	3	2	1	3	
20	ULRIKSSON Sakarias	F	3	5		5	2
21	HOLMGREN Linus	F	3	2	3	5	2
24	MAGNUSSON LINDHOLM Oscar	D	3	1		1	
28	RAMIREZ Niklas (C)	D	3				
65	HOVLUND Oskar	D	3	2	2	4	
87	KALENTUN Emil	D	3		2	2	4
Team Total				26	25	51	10
Head Coach: BROTTMAN Thomas							

SWE		
PR	SUI	8-1
PR	PHI	11-1
PR	LAT	7-1

CZE - Czechia

No.	Name	Pos.	MP	Goals	Assists	Points	PIM
22	JURCO Tomas	GK	3				
74	BAUER Lukas	GK	3				
4	PUNCOCHAR Lukas	D	3	6	4	10	
8	ZAKONOV Filip	D	3	2	3	5	
9	HEMERKA Adam	D	3	4	4	8	
10	ZUBEK Adam	F	3	3	8	11	
11	BENES Marek	F	3	8	4	12	
13	HAVLAS Matej	F	3	6	2	8	
17	NEMECEK Ondrej (C)	D	3	4	7	11	
21	HANAK Tomas	F	3	4	8	12	
24	BURSIK Jakub	F	3	4	4	8	
27	DELONG Adam	F	3	8	5	13	
29	LANGER Filip	F	3	12	9	21	
31	RYPAR Josef	D	3	6	4	10	
Team Total				67	62	129	
Head Coach: BERKA Jaroslav							

CZE		
PR	CAN	29-1
PR	CHN	36-0
PR	FIN	2-8

Legend:

(C)	Captain	D	Defender	F	Forward	GK	Goalkeeper	MP	Matches Played
No.	Shirt Number	PIM	Penalty in Minutes	Pos.	Playing Position	PR	Preliminary Round		



Results

Match No: 13

SWE 5 - 4 CZE
(1 - 1, 1 - 1, 2 - 2, 1 - 0)

Referees:

ELLIS Thomas (FIN) / SJOGREN Janne (FIN)

SWE - Sweden

No.	Name	Pos.	G/S	Ass.	Pts.	PIM
5	WRAMDEMARK Filip	F				
8	LUNDMARK Malte	F	0/2	2	2	
10	SJOGREN Albin	F	0/1	1	1	
12	WEISSBACH Oskar	F	1/3		1	
18	NYDENFELDT Hampus	F				
19	ERIKSSON Filip	F	1/3		1	
20	ULRIKSSON Sakarias	F	1/2		1	
21	HOLMGREN Linus	F		1	1	
24	MAGNUSSON LINDHOLM Oscar	D				
28	RAMIREZ Niklas (C)	D	1/2		1	
65	HOVLUND Oskar	D	1/1		1	
87	KALENTUN Emil	D				
1	HEDLUND Jon	GK				
94	PARSJO Mans	GK				
Totals			5/14	4	9	

Head Coach: BROTTMAN Thomas

CZE - Czechia

No.	Name	Pos.	G/S	Ass.	Pts.	PIM
4	PUNCOCHAR Lukas	D	0/1			
8	ZAKONOV Filip	D	1/1		1	
9	HEMERKA Adam	D				
10	ZUBEK Adam	F	0/1	1	1	
11	BENES Marek	F	1/4	2	3	
13	HAVLAS Matej	F	0/4			
17	NEMECEK Ondrej (C)	D	1/2		1	
21	HANAK Tomas	F				
24	BURSIK Jakub	F	1/1		1	
27	DELONG Adam	F				
29	LANGER Filip	F	0/1			
31	RYPAR Josef	D				
22	JURCO Tomas	GK				
74	BAUER Lukas	GK				
Totals			4/15	3	7	

Head Coach: BERKA Jaroslav

Goalkeepers	S/S	%	Time Played
1 HEDLUND Jon	11/15	73.33	50:20
94 PARSJO Mans			

Goalkeepers	S/S	%	Time Played
22 JURCO Tomas			
74 BAUER Lukas	9/14	64.29	48:28

Time	Action	SWE - Sweden	Score	CZE - Czechia
1st Period				
0:00		1 HEDLUND J Goalkeeper		
0:00				74 BAUER L Goalkeeper
2:23	Goal	19 ERIKSSON F Assist: 21 HOLMGREN L	1 - 0	
5:45	Goal		1 - 1	8 ZAKONOV F Assist: 11 BENES M
2nd Period				
0:00		1 HEDLUND J Goalkeeper		
0:00				74 BAUER L Goalkeeper
5:49	Goal	65 HOVLUND O Assist: 8 LUNDMARK M	2 - 1	
13:52	Goal		2 - 2	24 BURSIK J Assist: 10 ZUBEK A
3rd Period				
0:00		1 HEDLUND J Goalkeeper		
0:00				74 BAUER L Goalkeeper
8:33	Goal	12 WEISSBACH O Assist: 10 SJOGREN A	3 - 2	
10:46	Goal	20 ULRIKSSON S Assist: 8 LUNDMARK M	4 - 2	
10:48				74 BAUER L Goalkeeper out - Empty net
11:14	Goal		4 - 3	11 BENES M
11:14				74 BAUER L Goalkeeper in
11:20				74 BAUER L Goalkeeper out - Empty net
12:46	Goal		4 - 4	17 NEMECEK O Assist: 11 BENES M
12:46				74 BAUER L Goalkeeper in
Extra Time				
0:00		1 HEDLUND J Goalkeeper		
0:00				74 BAUER L Goalkeeper
5:20	Goal	28 RAMIREZ N	5 - 4	

Legend:

(C)	Captain	%	Efficiency	Ass.	Assists	D	Defender	F	Forward
G/S	Goals/Shots on Goal	GK	Goalkeeper	No.	Shirt Number	PIM	Penalty in Minutes	Pos.	Playing Position
PS	Penalty Shot	Pts.	Points	S/S	Saves/Shots on Goal				



Start List

Match No: 14

FIN - SUI

Referees:

KOSTINEK Tomas (CZE) / REICHELT Martin (CZE)

FIN - Finland

No.	Name	Pos.	MP	Goals	Assists	Points	PIM
63	LAAKSO Markus	GK	3				
91	FALDEN Oskari	GK	3				
9	SALIN Eemeli	F	3	8		8	
10	HEIKKILA Oskari	F	3	4	6	10	
15	REPO Juho	D	3	4	3	7	
22	AKOLA Eemeli	D	3	2		2	
33	MAKINEN Miska	D	3	2	5	7	
70	RANTALA Joonas (C)	D	3	10	6	16	
71	HYVARINEN Luukas	F	3	6	9	15	
77	JOHANSSON Sami	F	3	7	7	14	
79	AHOLA Juuso	F	3	16	9	25	
81	LEHKOSUO Otto	D	3	2	6	8	
88	LAITILA Alpo	F	3	8	6	14	
90	VESTERINEN Walteri	F	3	5	9	14	
Team Total				74	66	140	

Head Coach: JUSSILA Esa

FIN		
PR	CHN	42-0
PR	CAN	24-1
PR	CZE	8-2

SUI - Switzerland

No.	Name	Pos.	MP	Goals	Assists	Points	PIM
62	SCHALIN Nils	GK	3				
69	GENHART Lukas	GK	3				
11	PERSICI Gianluca	F	3	3	2	5	2
12	FITZI Yannic	F	3	4	1	5	
17	CONRAD Levin	D	3	2		2	
20	SCHMUKI Pascal	D	2		1	1	
23	HUTZLI Stefan	F	3	2	2	4	
24	HERMLE David	D	3	1	3	4	
40	SEILER Noel	F	3		2	2	
42	STEINER Matteo	F	3	3	3	6	
61	ZAUGG Jan	F	3	2	3	5	2
71	BURKI Jan (C)	D	3	1	2	3	
73	HOLLENSTEIN Andrin	D	3		1	1	
94	LOUIS Marco	F	3	4		4	
Team Total				23	20	43	4

Head Coach: SCHONBECK Johan (SWE)

SUI		
PR	LAT	4-3
PR	SWE	1-8
PR	PHI	18-0

Legend:

(C) Captain D Defender F Forward GK Goalkeeper MP Matches Played
No. Shirt Number PIM Penalty in Minutes Pos. Playing Position PR Preliminary Round



Results

Match No: 14

FIN 4 - 0 SUI
(0 - 0, 2 - 0, 2 - 0)

Referees:

KOSTINEK Tomas (CZE) / REICHELT Martin (CZE)

FIN - Finland

No.	Name	Pos.	G/S	Ass.	Pts.	PIM
9	SALIN Eemeli	F	1/1		1	
10	HEIKKILA Oskari	F				
15	REPO Juho	D				2
22	AKOLA Eemeli	D	1/1		1	
33	MAKINEN Miska	D		1	1	
70	RANTALA Joonas (C)	D	0/2			
71	HYVARINEN Luukas	F	0/1	1	1	
77	JOHANSSON Sami	F	1/1	1	2	
79	AHOLA Juuso	F	0/1			
81	LEHKOSUO Otto	D				
88	LAITILA Alpo	F				
90	VESTERINEN Walteri	F	1/1	1	2	
63	LAAKSO Markus	GK				
91	FALDEN Oskari	GK				
Totals			4/8	4	8	2

Head Coach: JUSSILA Esa

SUI - Switzerland

No.	Name	Pos.	G/S	Ass.	Pts.	PIM
11	PERSICI Gianluca	F				
12	FITZI Yannic	F	0/1			
17	CONRAD Levin	D				
20	SCHMUKI Pascal	D				
23	HUTZLI Stefan	F				
24	HERMLE David	D				
40	SEILER Noel	F				
42	STEINER Matteo	F	0/1			
61	ZAUGG Jan	F	0/1			
71	BURKI Jan (C)	D				
73	HOLLENSTEIN Andrin	D				
94	LOUIS Marco	F	0/1			
62	SCHALIN Nils	GK				
69	GENHART Lukas	GK				
Totals			0/4			

Head Coach: SCHONBECK Johan (SWE)

Goalkeepers	S/S	%	Time Played
63 LAAKSO Markus	4/4	100.00	45:00
91 FALDEN Oskari			

Goalkeepers	S/S	%	Time Played
62 SCHALIN Nils	4/6	66.67	43:30
69 GENHART Lukas			

Time	Action	FIN - Finland	Score	SUI - Switzerland
1st Period				
0:00		63 LAAKSO M Goalkeeper		
0:00				62 SCHALIN N Goalkeeper
2nd Period				
0:00		63 LAAKSO M Goalkeeper		
0:00				62 SCHALIN N Goalkeeper
5:13	Goal	22 AKOLA E Assist: 90 VESTERINEN W	1 - 0	
8:43	Goal	90 VESTERINEN W Assist: 71 HYVARINEN L	2 - 0	
3rd Period				
0:00		63 LAAKSO M Goalkeeper		
0:00				62 SCHALIN N Goalkeeper
4:45	Penalty	15 REPO J 2 minutes		
10:11				62 SCHALIN N Goalkeeper out - Empty net
10:41				62 SCHALIN N Goalkeeper in
12:06				62 SCHALIN N Goalkeeper out - Empty net
12:23	Goal	9 SALIN E Assist: 77 JOHANSSON S	3 - 0	
12:23				62 SCHALIN N Goalkeeper in
12:30				62 SCHALIN N Goalkeeper out - Empty net
13:06				62 SCHALIN N Goalkeeper in
14:31				62 SCHALIN N Goalkeeper out - Empty net
14:38	Goal	77 JOHANSSON S Assist: 33 MAKINEN M	4 - 0	
14:38				62 SCHALIN N Goalkeeper in

Legend:

(C)	Captain	%	Efficiency	Ass.	Assists	D	Defender	F	Forward
G/S	Goals/Shots on Goal	GK	Goalkeeper	No.	Shirt Number	PIM	Penalty in Minutes	Pos.	Playing Position
PS	Penalty Shot	Pts.	Points	S/S	Saves/Shots on Goal				

Timing and Results provided by Tissot



Start List

Match No: 2

CHN - FIN

Referees:

FASSLER Josef (SUI) / SCHLAPFER Benjamin (SUI)

CHN - China

No.	Name	Pos.	MP	Goals	Assists	Points	PIM
16	JU Qihang	GK					
69	LI Yintong	GK					
3	DU Sanyang (C)	F					
5	ZHANG Zhiheng	F					
10	LI Shimei	F					
11	OU Haoran	F					
15	WANG Zihan	D					
20	QIU Jinpeng	F					
24	TANG Zhiliang	D					
30	SEREKEHAN Ahezhuoli	F					
32	LI Guo	D					
49	ZHANG Yulin	D					
77	GUO Hao	D					
96	GUO Rui	F					
Team Total							

Head Coach: HUHTAMELLA Marko (FIN)

CHN		
PR	FIN	6 AUG
PR	CZE	8 AUG
PR	CAN	10 AUG

FIN - Finland

No.	Name	Pos.	MP	Goals	Assists	Points	PIM
63	LAAKSO Markus	GK					
91	FALDEN Oskari	GK					
9	SALIN Eemeli	F					
10	HEIKKILA Oskari	F					
15	REPO Juho	D					
22	AKOLA Eemeli	D					
33	MAKINEN Miska	D					
70	RANTALA Joona (C)	D					
71	HYVARINEN Luukas	F					
77	JOHANSSON Sami	F					
79	AHOLA Juuso	F					
81	LEHKOSUO Otto	D					
88	LAITILA Alpo	F					
90	VESTERINEN Waltteri	F					
Team Total							

Head Coach: JUSSILA Esa

FIN		
PR	CHN	6 AUG
PR	CAN	8 AUG
PR	CZE	9 AUG

Legend:

(C) Captain D Defender F Forward GK Goalkeeper MP Matches Played
No. Shirt Number PIM Penalty in Minutes Pos. Playing Position PR Preliminary Round



WED 6 AUG 2025
Start Time: 13:30

Preliminary Round - Group B

Results

Match No: 2

CHN 0 - 42 FIN
(0 - 10, 0 - 14, 0 - 18)

Referees:

FASSLER Josef (SUI) / SCHLAPFER Benjamin (SUI)

CHN - China

No.	Name	Pos.	G/S	Ass.	Pts.	PIM
3	DU Sanyang (C)	F	0/2			
5	ZHANG Zhiheng	F				
10	LI Shimei	F	0/1			
11	OU Haoran	F				
15	WANG Zihan	D				
20	QIU Jinpeng	F				
24	TANG Zhiliang	D				
30	SEREKEHAN Ahezhuoli	F				
32	LI Guo	D				
49	ZHANG Yulin	D				
77	GUO Hao	D	0/1			
96	GUO Rui	F				
16	JU Qihang	GK				
69	LI Yintong	GK				
Totals			0/4			

Head Coach: HUHTAMELLA Marko (FIN)

FIN - Finland

No.	Name	Pos.	G/S	Ass.	Pts.	PIM
9	SALIN Eemeli	F	3/5		3	
10	HEIKKILA Oskari	F	1/1	6	7	
15	REPO Juho	D	3/5	1	4	
22	AKOLA Eemeli	D	2/3		2	
33	MAKINEN Miska	D	2/2	4	6	
70	RANTALA Joonas (C)	D	6/12	6	12	
71	HYVARINEN Luukas	F	4/6	4	8	
77	JOHANSSON Sami	F	4/9	2	6	
79	AHOLA Juuso	F	6/7	5	11	
81	LEHKOSUO Otto	D	1/2	4	5	
88	LAITILA Alpo	F	7/8	2	9	
90	VESTERINEN Walteri	F	3/7	7	10	
63	LAAKSO Markus	GK				
91	FALDEN Oskari	GK				
Totals			42/67	41	83	

Head Coach: JUSSILA Esa

Goalkeepers	S/S	%	Time Played
16 JU Qihang	19/47	40.43	30:00
69 LI Yintong	6/20	30.00	15:00

Goalkeepers	S/S	%	Time Played
63 LAAKSO Markus	4/4	100.00	45:00
91 FALDEN Oskari			

Time	Action	CHN - China	Score	FIN - Finland
1st Period				
0:00		16 JU Q Goalkeeper		63 LAAKSO M Goalkeeper
0:00				
2:16	Goal		0 - 1	90 VESTERINEN W Assist: 70 RANTALA J
3:29	Goal		0 - 2	88 LAITILA A Assist: 33 MAKINEN M
3:57	Goal		0 - 3	90 VESTERINEN W Assist: 70 RANTALA J
5:03	Goal		0 - 4	88 LAITILA A Assist: 81 LEHKOSUO O
5:29	Goal		0 - 5	70 RANTALA J Assist: 71 HYVARINEN L
6:24	Goal		0 - 6	9 SALIN E Assist: 81 LEHKOSUO O
9:30	Goal		0 - 7	22 AKOLA E Assist: 70 RANTALA J
9:49	Goal		0 - 8	33 MAKINEN M Assist: 88 LAITILA A
11:18	Goal		0 - 9	10 HEIKKILA O Assist: 33 MAKINEN M
14:21	Goal		0 - 10	71 HYVARINEN L Assist: 70 RANTALA J
2nd Period				
0:00		69 LI Y Goalkeeper		63 LAAKSO M Goalkeeper
0:00				
0:40	Goal		0 - 11	9 SALIN E Assist: 33 MAKINEN M
1:19	Goal		0 - 12	77 JOHANSSON S Assist: 33 MAKINEN M
1:19	Goal		0 - 13	77 JOHANSSON S Assist: 10 HEIKKILA O
2:26	Goal		0 - 14	22 AKOLA E Assist: 70 RANTALA J
3:07	Goal		0 - 15	9 SALIN E Assist: 10 HEIKKILA O
3:53	Goal		0 - 16	71 HYVARINEN L Assist: 79 AHOLA J
4:51	Goal		0 - 17	88 LAITILA A Assist: 10 HEIKKILA O
5:25	Goal		0 - 18	70 RANTALA J Assist: 90 VESTERINEN W
8:03	Goal		0 - 19	79 AHOLA J Assist: 90 VESTERINEN W
8:19	Goal		0 - 20	70 RANTALA J Assist: 79 AHOLA J
9:56	Goal		0 - 21	70 RANTALA J Assist: 79 AHOLA J
11:37	Goal		0 - 22	79 AHOLA J Assist: 71 HYVARINEN L
12:02	Goal		0 - 23	70 RANTALA J Assist: 90 VESTERINEN W
12:40	Goal		0 - 24	77 JOHANSSON S Assist: 10 HEIKKILA O
3rd Period				
0:00		16 JU Q Goalkeeper		



Results

Match No: 2

Time	Action	CHN - China	Score	FIN - Finland
0:00				63 LAAKSO M Goalkeeper
0:48	Goal		0 - 25	88 LAITILA A Assist: 77 JOHANSSON S
1:06	Goal		0 - 26	15 REPO J Assist: 79 AHOLA J
1:39	Goal		0 - 27	71 HYVARINEN L Assist: 90 VESTERINEN W
1:54	Goal		0 - 28	88 LAITILA A Assist: 81 LEHKOSUO O
5:27	Goal		0 - 29	79 AHOLA J Assist: 71 HYVARINEN L
6:00	Goal		0 - 30	88 LAITILA A Assist: 77 JOHANSSON S
6:34	Goal		0 - 31	79 AHOLA J Assist: 71 HYVARINEN L
8:01	Goal		0 - 32	90 VESTERINEN W
8:48	Goal		0 - 33	79 AHOLA J Assist: 15 REPO J
9:08	Goal		0 - 34	33 MAKINEN M Assist: 88 LAITILA A
10:43	Goal		0 - 35	70 RANTALA J Assist: 90 VESTERINEN W
11:25	Goal		0 - 36	81 LEHKOSUO O Assist: 10 HEIKKILA O
11:34	Goal		0 - 37	79 AHOLA J Assist: 70 RANTALA J
12:21	Goal		0 - 38	71 HYVARINEN L Assist: 79 AHOLA J
13:25	Goal		0 - 39	77 JOHANSSON S Assist: 10 HEIKKILA O
13:44	Goal		0 - 40	15 REPO J Assist: 90 VESTERINEN W
14:16	Goal		0 - 41	15 REPO J Assist: 90 VESTERINEN W
14:41	Goal		0 - 42	88 LAITILA A Assist: 81 LEHKOSUO O

Legend:

(C)	Captain	%	Efficiency	Ass.	Assists	D	Defender	F	Forward
G/S	Goals/Shots on Goal	GK	Goalkeeper	No.	Shirt Number	PIM	Penalty in Minutes	Pos.	Playing Position
PS	Penalty Shot	Pts.	Points	S/S	Saves/Shots on Goal				



Start List

Match No: 3

CZE - CAN

Referees:

ELLIS Thomas (FIN) / SJOGREN Janne (FIN)

CZE - Czechia

No.	Name	Pos.	MP	Goals	Assists	Points	PIM
22	JURCO Tomas	GK					
74	BAUER Lukas	GK					
4	PUNCOCHAR Lukas	D					
8	ZAKONOV Filip	D					
9	HEMERKA Adam	D					
10	ZUBEK Adam	F					
11	BENES Marek	F					
13	HAVLAS Matej	F					
17	NEMECEK Ondrej (C)	D					
21	HANAK Tomas	F					
24	BURSIK Jakub	F					
27	DELONG Adam	F					
29	LANGER Filip	F					
31	RYPAR Josef	D					
Team Total							
Head Coach: BERKA Jaroslav							

CZE		
PR	CAN	6 AUG
PR	CHN	8 AUG
PR	FIN	9 AUG

CAN - Canada

No.	Name	Pos.	MP	Goals	Assists	Points	PIM
39	KASHA Krystof	GK					
41	KIDDIE Benjamin	GK					
3	KASHINO Isaac	D					
7	GRENAPIN Cedric	F					
9	BUCK Cameron	F					
13	MAHONEY Patrick	F					
15	WALSH Taylor	D					
20	FRIEDLI Steven	F					
22	KNIGHT Justin	D					
23	SODERLUND Oscar	F					
50	JETTE Alex	F					
55	WALSH Tristan (C)	F					
61	SMITH Matt	F					
92	COURTEMANCHE Thomas	D					
Team Total							
Head Coach: ROMO Iiro (FIN)							

CAN		
PR	CZE	6 AUG
PR	FIN	8 AUG
PR	CHN	10 AUG

Legend:

(C) Captain D Defender F Forward GK Goalkeeper MP Matches Played
No. Shirt Number PIM Penalty in Minutes Pos. Playing Position PR Preliminary Round



WED 6 AUG 2025
Start Time: 18:00

Preliminary Round - Group B

Results

Match No: 3

CZE 29 - 1 CAN
(7 - 0, 11 - 1, 11 - 0)

Referees:

ELLIS Thomas (FIN) / SJOGREN Janne (FIN)

CZE - Czechia

No.	Name	Pos.	G/S	Ass.	Pts.	PIM
4	PUNCOCHAR Lukas	D	3/3	1	4	
8	ZAKONOV Filip	D	1/5	2	3	
9	HEMERKA Adam	D	3/4	2	5	
10	ZUBEK Adam	F	1/6	5	6	
11	BENES Marek	F	3/4	1	4	
13	HAVLAS Matej	F	3/5	2	5	
17	NEMECEK Ondrej (C)	D	1/3	2	3	
21	HANAK Tomas	F	2/4	3	5	
24	BURSIK Jakub	F	1/5	2	3	
27	DELONG Adam	F	2/4	3	5	
29	LANGER Filip	F	6/9	3	9	
31	RYPAR Josef	D	3/4	1	4	
22	JURCO Tomas	GK				
74	BAUER Lukas	GK				
Totals			29/56	27	56	
Head Coach: BERKA Jaroslav						

CAN - Canada

No.	Name	Pos.	G/S	Ass.	Pts.	PIM
3	KASHINO Isaac	D				
7	GRENAPIN Cedric	F	0/3			
9	BUCK Cameron	F	0/2			
13	MAHONEY Patrick	F				
15	WALSH Taylor	D	0/1			
20	FRIEDLI Steven	F	1/2		1	
22	KNIGHT Justin	D				
23	SODERLUND Oscar	F				
50	JETTE Alex	F	0/1	1	1	
55	WALSH Tristan (C)	F	0/1			
61	SMITH Matt	F				
92	COURTEMANCHE Thomas	D				
39	KASHA Krystof	GK				
41	KIDDIE Benjamin	GK				
Totals			1/10	1	2	
Head Coach: ROMO Iiro (FIN)						

Goalkeepers	S/S	%	Time Played
22 JURCO Tomas			
74 BAUER Lukas	9/10	90.00	45:00

Goalkeepers	S/S	%	Time Played
39 KASHA Krystof	18/36	50.00	30:00
41 KIDDIE Benjamin	9/20	45.00	15:00

Time	Action	CZE - Czechia	Score	CAN - Canada
1st Period				
0:00		74 BAUER L Goalkeeper		39 KASHA K Goalkeeper
0:00				
1:49	Goal	11 BENES M Assist: 27 DELONG A	1 - 0	
7:26	Goal	29 LANGER F Assist: 10 ZUBEK A	2 - 0	
10:03	Goal	9 HEMERKA A Assist: 13 HAVLAS M	3 - 0	
10:43	Goal	24 BURSIK J Assist: 10 ZUBEK A	4 - 0	
11:52	Goal	29 LANGER F Assist: 10 ZUBEK A	5 - 0	
13:04	Goal	27 DELONG A Assist: 31 RYPAR J	6 - 0	
13:19	Goal	11 BENES M Assist: 13 HAVLAS M	7 - 0	
2nd Period				
0:00		74 BAUER L Goalkeeper		39 KASHA K Goalkeeper
0:00				20 FRIEDLI S Assist: 50 JETTE A
1:09	Goal		7 - 1	
2:34	Goal	29 LANGER F Assist: 17 NEMECEK O	8 - 1	
6:19	Goal	9 HEMERKA A Assist: 8 ZAKONOV F	9 - 1	
8:38	Goal	13 HAVLAS M Assist: 9 HEMERKA A	10 - 1	
10:02	Goal	10 ZUBEK A Assist: 29 LANGER F	11 - 1	
10:40	Goal	27 DELONG A	12 - 1	
11:49	Goal	13 HAVLAS M Assist: 21 HANAK T	13 - 1	
12:03	Goal	31 RYPAR J Assist: 17 NEMECEK O	14 - 1	
12:55	Goal	8 ZAKONOV F Assist: 21 HANAK T	15 - 1	
13:54	Goal	29 LANGER F Assist: 24 BURSIK J	16 - 1	
14:13	Goal	11 BENES M Assist: 27 DELONG A	17 - 1	
14:40	Goal	29 LANGER F Assist: 4 PUNCOCHAR L	18 - 1	
3rd Period				
0:00		74 BAUER L Goalkeeper		41 KIDDIE B Goalkeeper
0:00				
3:14	Goal	4 PUNCOCHAR L Assist: 10 ZUBEK A	19 - 1	
3:59	Goal	9 HEMERKA A Assist: 21 HANAK T	20 - 1	
4:22	Goal	31 RYPAR J Assist: 27 DELONG A	21 - 1	
4:55	Goal	13 HAVLAS M Assist: 11 BENES M	22 - 1	



Results

Match No: 3

Time	Action	CZE - Czechia		Score	CAN - Canada
6:09	Goal	4	PUNCOCHAR L Assist: 29 LANGER F	23 - 1	
8:45	Goal	21	HANAK T Assist: 8 ZAKONOV F	24 - 1	
12:09	Goal	29	LANGER F Assist: 10 ZUBEK A	25 - 1	
13:03	Goal	31	RYPAR J Assist: 9 HEMERKA A	26 - 1	
13:53	Goal	4	PUNCOCHAR L Assist: 24 BURSIK J	27 - 1	
14:03	Goal	21	HANAK T	28 - 1	
14:57	Goal	17	NEMECEK O Assist: 29 LANGER F	29 - 1	

Legend:

(C) Captain	% Efficiency	Ass. Assists	D Defender	F Forward
G/S Goals/Shots on Goal	GK Goalkeeper	No. Shirt Number	PIM Penalty in Minutes	Pos. Playing Position
PS Penalty Shot	Pts. Points	S/S Saves/Shots on Goal		



Start List

Match No: 6

FIN - CAN

Referees:

FASSLER Josef (SUI) / SCHLAPFER Benjamin (SUI)

FIN - Finland

No.	Name	Pos.	MP	Goals	Assists	Points	PIM
63	LAAKSO Markus	GK	1				
91	FALDEN Oskari	GK	1				
9	SALIN Eemeli	F	1	3		3	
10	HEIKKILA Oskari	F	1	1	6	7	
15	REPO Juho	D	1	3	1	4	
22	AKOLA Eemeli	D	1	2		2	
33	MAKINEN Miska	D	1	2	4	6	
70	RANTALA Joonas (C)	D	1	6	6	12	
71	HYVARINEN Luukas	F	1	4	4	8	
77	JOHANSSON Sami	F	1	4	2	6	
79	AHOLA Juuso	F	1	6	5	11	
81	LEHKOSUO Otto	D	1	1	4	5	
88	LAITILA Alpo	F	1	7	2	9	
90	VESTERINEN Walteri	F	1	3	7	10	
Team Total				42	41	83	

Head Coach: JUSSILA Esa

FIN		
PR	CHN	42-0
PR	CAN	8 AUG
PR	CZE	9 AUG

CAN - Canada

No.	Name	Pos.	MP	Goals	Assists	Points	PIM
39	KASHA Krystof	GK	1				
41	KIDDIE Benjamin	GK	1				
3	KASHINO Isaac	D	1				
7	GRENAPIN Cedric	F	1				
9	BUCK Cameron	F	1				
13	MAHONEY Patrick	F	1				
15	WALSH Taylor	D	1				
20	FRIEDLI Steven	F	1	1		1	
22	KNIGHT Justin	D	1				
23	SODERLUND Oscar	F	1				
50	JETTE Alex	F	1		1	1	
55	WALSH Tristan (C)	F	1				
61	SMITH Matt	F	1				
92	COURTEMANCHE Thomas	D	1				
Team Total				1	1	2	

Head Coach: ROMO Iiro (FIN)

CAN		
PR	CZE	1-29
PR	FIN	8 AUG
PR	CHN	10 AUG

Legend:

(C) Captain D Defender F Forward GK Goalkeeper MP Matches Played
No. Shirt Number PIM Penalty in Minutes Pos. Playing Position PR Preliminary Round



Results

Match No: 6

FIN 24 - 1 CAN
(8 - 0, 7 - 0, 9 - 1)

Referees:

FASSLER Josef (SUI) / SCHLAPFER Benjamin (SUI)

FIN - Finland

No.	Name	Pos.	G/S	Ass.	Pts.	PIM
9	SALIN Eemeli	F	5/6		5	
10	HEIKKILA Oskari	F	3/5		3	
15	REPO Juho	D	1/2	1	2	
22	AKOLA Eemeli	D	0/2			
33	MAKINEN Miska	D		1	1	
70	RANTALA Joonas (C)	D	3/10		3	
71	HYVARINEN Luukas	F	0/2	4	4	
77	JOHANSSON Sami	F	2/4	5	7	
79	AHOLA Juuso	F	7/11	3	10	
81	LEHKOSUO Otto	D	1/2	1	2	
88	LAITILA Alpo	F	1/2	3	4	
90	VESTERINEN Walteri	F	1/2		1	
63	LAAKSO Markus	GK				
91	FALDEN Oskari	GK				
Totals			24/48	18	42	

Head Coach: JUSSILA Esa

CAN - Canada

No.	Name	Pos.	G/S	Ass.	Pts.	PIM
3	KASHINO Isaac	D				
7	GRENAPIN Cedric	F				2
9	BUCK Cameron	F				
13	MAHONEY Patrick	F				
15	WALSH Taylor	D				
20	FRIEDLI Steven	F	1/1		1	
22	KNIGHT Justin	D				
23	SODERLUND Oscar	F				
50	JETTE Alex	F				
55	WALSH Tristan (C)	F				
61	SMITH Matt	F				
92	COURTEMANCHE Thomas	D				
39	KASHA Krystof	GK		1	1	
41	KIDDIE Benjamin	GK				
Totals			1/1	1	2	2

Head Coach: ROMO Iiro (FIN)

Goalkeepers	S/S	%	Time Played
63 LAAKSO Markus			
91 FALDEN Oskari	0/1	0.00	45:00

Goalkeepers	S/S	%	Time Played
39 KASHA Krystof	17/27	62.96	20:07
41 KIDDIE Benjamin	7/21	33.33	24:53

Time	Action	FIN - Finland	Score	CAN - Canada
1st Period				
0:00		91 FALDEN O Goalkeeper		41 KIDDIE B Goalkeeper
0:00				
1:34	Goal	79 AHOLA J Assist: 15 REPO J	1 - 0	
5:30	Goal	9 SALIN E Assist: 77 JOHANSSON S	2 - 0	
6:02	Goal	90 VESTERINEN W Assist: 79 AHOLA J	3 - 0	
8:50	Goal	88 LAITILA A	4 - 0	
11:29	Goal	9 SALIN E Assist: 88 LAITILA A	5 - 0	
12:04	Goal	79 AHOLA J Assist: 71 HYVARINEN L	6 - 0	
14:28	Goal	9 SALIN E	7 - 0	
14:39	Goal	79 AHOLA J Assist: 71 HYVARINEN L	8 - 0	
2nd Period				
0:00		91 FALDEN O Goalkeeper		41 KIDDIE B Goalkeeper
0:00				
1:20	Goal	79 AHOLA J	9 - 0	
6:25	Goal	79 AHOLA J	10 - 0	
7:02	Goal	9 SALIN E Assist: 77 JOHANSSON S	11 - 0	
8:35	Goal	10 HEIKKILA O Assist: 77 JOHANSSON S	12 - 0	
9:01	Goal	77 JOHANSSON S Assist: 33 MAKINEN M	13 - 0	
9:53	Goal	70 RANTALA J Assist: 71 HYVARINEN L	14 - 0	
9:53				GK out: 41 KIDDIE B GK in: 39 KASHA K
14:48	Goal	79 AHOLA J Assist: 71 HYVARINEN L	15 - 0	
3rd Period				
0:00		91 FALDEN O Goalkeeper		39 KASHA K Goalkeeper
0:00				20 FRIEDLI S Assist: 39 KASHA K
1:49	Goal		15 - 1	
3:55	Goal	9 SALIN E Assist: 77 JOHANSSON S	16 - 1	
4:34	PS	70 RANTALA J Penalty Goal	17 - 1	
5:02	Goal	81 LEHKOSUO O Assist: 77 JOHANSSON S	18 - 1	
6:09	Goal	15 REPO J Assist: 79 AHOLA J	19 - 1	
6:47	Goal	10 HEIKKILA O Assist: 81 LEHKOSUO O	20 - 1	
9:55	Goal	77 JOHANSSON S Assist: 88 LAITILA A	21 - 1	



Results

Match No: 6

Time	Action	FIN - Finland		Score	CAN - Canada	
10:43	Goal	79	AHOLA J	22 - 1		
11:39	Goal	10	HEIKKILA O Assist: 88 LAITILA A	23 - 1		
13:46	Goal	70	RANTALA J Assist: 79 AHOLA J	24 - 1		
14:55	Penalty				7	GRENAPIN C 2 minutes

Legend:

(C)	Captain	%	Efficiency	Ass.	Assists	D	Defender	F	Forward
G/S	Goals/Shots on Goal	GK	Goalkeeper	No.	Shirt Number	PIM	Penalty in Minutes	Pos.	Playing Position
PS	Penalty Shot	Pts.	Points	S/S	Saves/Shots on Goal				



Start List

Match No: 7

CZE - CHN

Referees:

ELLIS Thomas (FIN) / SJOGREN Janne (FIN)

CZE - Czechia

No.	Name	Pos.	MP	Goals	Assists	Points	PIM
22	JURCO Tomas	GK	1				
74	BAUER Lukas	GK	1				
4	PUNCOCHAR Lukas	D	1	3	1	4	
8	ZAKONOV Filip	D	1	1	2	3	
9	HEMERKA Adam	D	1	3	2	5	
10	ZUBEK Adam	F	1	1	5	6	
11	BENES Marek	F	1	3	1	4	
13	HAVLAS Matej	F	1	3	2	5	
17	NEMECEK Ondrej (C)	D	1	1	2	3	
21	HANAK Tomas	F	1	2	3	5	
24	BURSIK Jakub	F	1	1	2	3	
27	DELONG Adam	F	1	2	3	5	
29	LANGER Filip	F	1	6	3	9	
31	RYPAR Josef	D	1	3	1	4	
Team Total				29	27	56	
Head Coach: BERKA Jaroslav							

CZE		
PR	CAN	29-1
PR	CHN	8 AUG
PR	FIN	9 AUG

CHN - China

No.	Name	Pos.	MP	Goals	Assists	Points	PIM
16	JU Qihang	GK	1				
69	LI Yintong	GK	1				
3	DU Sanyang (C)	F	1				
5	ZHANG Zhiheng	F	1				
10	LI Shimei	F	1				
11	OU Haoran	F	1				
15	WANG Zihan	D	1				
20	QIU Jinpeng	F	1				
24	TANG Zhiliang	D	1				
30	SEREKEHAN Ahezhuoli	F	1				
32	LI Guo	D	1				
49	ZHANG Yulin	D	1				
77	GUO Hao	D	1				
96	GUO Rui	F	1				
Team Total							
Head Coach: VIRTANEN Harry (FIN)							

CHN		
PR	FIN	0-42
PR	CZE	8 AUG
PR	CAN	10 AUG

Legend:

(C) Captain D Defender F Forward GK Goalkeeper MP Matches Played
No. Shirt Number PIM Penalty in Minutes Pos. Playing Position PR Preliminary Round

Headcoach for CHN has been changed due to sickness of Mr. Marko Huhtmella.



Results

Match No: 7

CZE 36 - 0 CHN
(14 - 0, 14 - 0, 8 - 0)

Referees:

ELLIS Thomas (FIN) / SJOGREN Janne (FIN)

CZE - Czechia

No.	Name	Pos.	G/S	Ass.	Pts.	PIM
4	PUNCOCHAR Lukas	D	3/7	2	5	
8	ZAKONOV Filip	D	1/5	1	2	
9	HEMERKA Adam	D	1/3	2	3	
10	ZUBEK Adam	F	2/6	3	5	
11	BENES Marek	F	5/7	3	8	
13	HAVLAS Matej	F	3/9		3	
17	NEMECEK Ondrej (C)	D	3/8	4	7	
21	HANAK Tomas	F	2/6	5	7	
24	BURSIK Jakub	F	3/6	2	5	
27	DELONG Adam	F	6/12	2	8	
29	LANGER Filip	F	4/6	6	10	
31	RYPAR Josef	D	3/5	3	6	
22	JURCO Tomas	GK				
74	BAUER Lukas	GK				
Totals			36/80	33	69	
Head Coach: BERKA Jaroslav						

CHN - China

No.	Name	Pos.	G/S	Ass.	Pts.	PIM
3	DU Sanyang (C)	F	0/1			
5	ZHANG Zhiheng	F	0/1			
10	LI Shimei	F				
11	OU Haoran	F				
15	WANG Zihan	D				
20	QIU Jinpeng	F				
24	TANG Zhiliang	D				
30	SEREKEHAN Ahezhuoli	F				
32	LI Guo	D	0/3			
49	ZHANG Yulin	D				
77	GUO Hao	D				
96	GUO Rui	F				2
16	JU Qihang	GK				
69	LI Yintong	GK				
Totals			0/5			2
Head Coach: VIRTANEN Harry (FIN)						

Goalkeepers	S/S	%	Time Played
22 JURCO Tomas	5/5	100.00	44:36
74 BAUER Lukas			

Goalkeepers	S/S	%	Time Played
16 JU Qihang	6/14	42.86	09:09
69 LI Yintong	38/66	57.58	35:51

Time	Action	CZE - Czechia			Score	CHN - China	
1st Period							
0:00		22 JURCO T	Goalkeeper				
0:00						69 LI Y	Goalkeeper
0:21	Goal	13 HAVLAS M	Assist: 24 BURSIK J	1 - 0			
0:32	Goal	11 BENES M	Assist: 10 ZUBEK A	2 - 0			
1:02	Goal	27 DELONG A		3 - 0			
3:25	Goal	31 RYPAR J	Assist: 17 NEMECEK O	4 - 0			
4:30	Goal	29 LANGER F	Assist: 11 BENES M	5 - 0			
5:31	Goal	31 RYPAR J	Assist: 27 DELONG A	6 - 0			
6:09	Goal	29 LANGER F		7 - 0			
6:51	Goal	13 HAVLAS M	Assist: 21 HANAK T	8 - 0			
7:29	Goal	27 DELONG A	Assist: 31 RYPAR J	9 - 0			
8:20	Goal	8 ZAKONOV F	Assist: 21 HANAK T	10 - 0			
10:13	Goal	27 DELONG A	Assist: 21 HANAK T	11 - 0			
10:33	Goal	11 BENES M	Assist: 17 NEMECEK O	12 - 0			
12:54	Goal	9 HEMERKA A	Assist: 24 BURSIK J	13 - 0			
13:59	Goal	17 NEMECEK O	Assist: 29 LANGER F	14 - 0			
2nd Period							
0:00		22 JURCO T	Goalkeeper				
0:00						16 JU Q	Goalkeeper
1:56	Goal	29 LANGER F	Assist: 10 ZUBEK A	15 - 0			
2:04	Goal	21 HANAK T	Assist: 31 RYPAR J	16 - 0			
2:08	Goal	10 ZUBEK A	Assist: 29 LANGER F	17 - 0			
4:18	Goal	4 PUNCOCHAR L	Assist: 29 LANGER F	18 - 0			
5:26	Goal	11 BENES M	Assist: 17 NEMECEK O	19 - 0			
6:00	Goal	27 DELONG A	Assist: 9 HEMERKA A	20 - 0			
6:00						GK out: 16 JU Q	GK in: 69 LI Y
6:58	Goal	17 NEMECEK O	Assist: 29 LANGER F	21 - 0			
8:08	Goal	29 LANGER F	Assist: 4 PUNCOCHAR L	22 - 0			
8:43	Goal	24 BURSIK J	Assist: 8 ZAKONOV F	23 - 0			
11:23	Goal	31 RYPAR J	Assist: 27 DELONG A	24 - 0			
12:13	Goal	10 ZUBEK A	Assist: 17 NEMECEK O	25 - 0			



Results

Match No: 7

Time	Action	CZE - Czechia		Score	CHN - China	
12:21	Goal	24	BURSIK J Assist: 21 HANAK T	26 - 0		
13:14	Goal	27	DELONG A Assist: 29 LANGER F	27 - 0		
14:40	Goal	4	PUNCOCHAR L Assist: 11 BENES M	28 - 0		
3rd Period						
0:00		22	JURCO T Goalkeeper			
0:00					16	JU Q Goalkeeper
2:00	Goal	21	HANAK T	29 - 0		
2:00					GK out: 16 JU Q	GK in: 69 LI Y
4:54	Goal	24	BURSIK J Assist: 21 HANAK T	30 - 0		
5:46	Goal	4	PUNCOCHAR L Assist: 10 ZUBEK A	31 - 0		
7:53	Goal	11	BENES M Assist: 29 LANGER F	32 - 0		
7:53					GK out: 69 LI Y	GK in: 16 JU Q
8:24		22	JURCO T Goalkeeper out - Empty net			
8:48		22	JURCO T Goalkeeper in			
8:48	Penalty				96	GUO R 2 minutes
9:02	Goal	27	DELONG A Assist: 31 RYPAR J	33 - 0		
9:02					GK out: 16 JU Q	GK in: 69 LI Y
12:15	Goal	13	HAVLAS M Assist: 9 HEMERKA A	34 - 0		
13:22	Goal	11	BENES M Assist: 4 PUNCOCHAR L	35 - 0		
14:44	Goal	17	NEMECEK O Assist: 11 BENES M	36 - 0		
15:00		22	JURCO T Goalkeeper out - Empty net			

Legend:

(C)	Captain	%	Efficiency	Ass.	Assists	D	Defender	F	Forward
G/S	Goals/Shots on Goal	GK	Goalkeeper	No.	Shirt Number	PIM	Penalty in Minutes	Pos.	Playing Position
PS	Penalty Shot	Pts.	Points	S/S	Saves/Shots on Goal				



Start List

Match No: 9

FIN - CZE

Referees:

FASSLER Josef (SUI) / SCHLAPFER Benjamin (SUI)

FIN - Finland

No.	Name	Pos.	MP	Goals	Assists	Points	PIM
63	LAAKSO Markus	GK	2				
91	FALDEN Oskari	GK	2				
9	SALIN Eemeli	F	2	8		8	
10	HEIKKILA Oskari	F	2	4	6	10	
15	REPO Juho	D	2	4	2	6	
22	AKOLA Eemeli	D	2	2		2	
33	MAKINEN Miska	D	2	2	5	7	
70	RANTALA Joonas (C)	D	2	9	6	15	
71	HYVARINEN Luukas	F	2	4	8	12	
77	JOHANSSON Sami	F	2	6	7	13	
79	AHOLA Juuso	F	2	13	8	21	
81	LEHKOSUO Otto	D	2	2	5	7	
88	LAITILA Alpo	F	2	8	5	13	
90	VESTERINEN Walteri	F	2	4	7	11	
Team Total				66	59	125	

Head Coach: JUSSILA Esa

FIN		
PR	CHN	42-0
PR	CAN	24-1
PR	CZE	9 AUG

CZE - Czechia

No.	Name	Pos.	MP	Goals	Assists	Points	PIM
22	JURCO Tomas	GK	2				
74	BAUER Lukas	GK	2				
4	PUNCOCHAR Lukas	D	2	6	3	9	
8	ZAKONOV Filip	D	2	2	3	5	
9	HEMERKA Adam	D	2	4	4	8	
10	ZUBEK Adam	F	2	3	8	11	
11	BENES Marek	F	2	8	4	12	
13	HAVLAS Matej	F	2	6	2	8	
17	NEMECEK Ondrej (C)	D	2	4	6	10	
21	HANAK Tomas	F	2	4	8	12	
24	BURSIK Jakub	F	2	4	4	8	
27	DELONG Adam	F	2	8	5	13	
29	LANGER Filip	F	2	10	9	19	
31	RYPAR Josef	D	2	6	4	10	
Team Total				65	60	125	

Head Coach: BERKA Jaroslav

CZE		
PR	CAN	29-1
PR	CHN	36-0
PR	FIN	9 AUG

Legend:

(C) Captain D Defender F Forward GK Goalkeeper MP Matches Played
No. Shirt Number PIM Penalty in Minutes Pos. Playing Position PR Preliminary Round



Results

Match No: 9

FIN 8 - 2 CZE
(1 - 2, 1 - 0, 6 - 0)

Referees:

FASSLER Josef (SUI) / SCHLAPFER Benjamin (SUI)

FIN - Finland

No.	Name	Pos.	G/S	Ass.	Pts.	PIM
9	SALIN Eemeli	F				
10	HEIKKILA Oskari	F	0/1			
15	REPO Juho	D		1	1	
22	AKOLA Eemeli	D				
33	MAKINEN Miska	D	0/2			
70	RANTALA Joonas (C)	D	1/2		1	
71	HYVARINEN Luukas	F	2/4	1	3	
77	JOHANSSON Sami	F	1/1		1	
79	AHOLA Juuso	F	3/4	1	4	
81	LEHKOSUO Otto	D		1	1	
88	LAITILA Alpo	F	0/1	1	1	
90	VESTERINEN Walteri	F	1/1	2	3	
63	LAAKSO Markus	GK				
91	FALDEN Oskari	GK				
Totals			8/16	7	15	

Head Coach: JUSSILA Esa

CZE - Czechia

No.	Name	Pos.	G/S	Ass.	Pts.	PIM
4	PUNCOCHAR Lukas	D		1	1	
8	ZAKONOV Filip	D	0/1			
9	HEMERKA Adam	D	0/2			
10	ZUBEK Adam	F	0/2			
11	BENES Marek	F				
13	HAVLAS Matej	F	0/1			
17	NEMECEK Ondrej (C)	D	0/2	1	1	
21	HANAK Tomas	F	0/1			
24	BURSIK Jakub	F				
27	DELONG Adam	F				
29	LANGER Filip	F	2/3		2	
31	RYPAR Josef	D				
22	JURCO Tomas	GK				
74	BAUER Lukas	GK				
Totals			2/12	2	4	

Head Coach: BERKA Jaroslav

Goalkeepers	S/S	%	Time Played
63 LAAKSO Markus	10/12	83.33	45:00
91 FALDEN Oskari			

Goalkeepers	S/S	%	Time Played
22 JURCO Tomas	8/14	57.14	43:07
74 BAUER Lukas			

Time	Action	FIN - Finland	Score	CZE - Czechia
1st Period				
0:00		63 LAAKSO M Goalkeeper		
0:00				22 JURCO T Goalkeeper
4:02	Goal		0 - 1	29 LANGER F Assist: 17 NEMECEK O
11:12	Goal	79 AHOLA J Assist: 90 VESTERINEN W	1 - 1	
12:56	Goal		1 - 2	29 LANGER F Assist: 4 PUNCOCHAR L
2nd Period				
0:00		63 LAAKSO M Goalkeeper		
0:00				22 JURCO T Goalkeeper
7:14	Goal	70 RANTALA J Assist: 79 AHOLA J	2 - 2	
3rd Period				
0:00		63 LAAKSO M Goalkeeper		
0:00				22 JURCO T Goalkeeper
1:35	Goal	79 AHOLA J Assist: 15 REPO J	3 - 2	
3:45	Goal	77 JOHANSSON S Assist: 88 LAITILA A	4 - 2	
8:06				22 JURCO T Goalkeeper out - Empty net
8:16				22 JURCO T Goalkeeper in
8:40				22 JURCO T Goalkeeper out - Empty net
9:49				22 JURCO T Goalkeeper in
9:56	Goal	71 HYVARINEN L Assist: 81 LEHKOSUO O	5 - 2	
10:08				22 JURCO T Goalkeeper out - Empty net
10:26	Goal	79 AHOLA J Assist: 71 HYVARINEN L	6 - 2	
10:26				22 JURCO T Goalkeeper in
10:54				22 JURCO T Goalkeeper out - Empty net
12:18	Goal	90 VESTERINEN W	7 - 2	
12:18				22 JURCO T Goalkeeper in
12:42	Goal	71 HYVARINEN L Assist: 90 VESTERINEN W	8 - 2	



Results

Match No: 9

Legend:									
(C)	Captain	%	Efficiency	Ass.	Assists	D	Defender	F	Forward
G/S	Goals/Shots on Goal	GK	Goalkeeper	No.	Shirt Number	PIM	Penalty in Minutes	Pos.	Playing Position
PS	Penalty Shot	Pts.	Points	S/S	Saves/Shots on Goal				



Start List

Match No: 12

CAN - CHN

Referees:

FASSLER Josef (SUI) / SCHLAPFER Benjamin (SUI)

CAN - Canada

No.	Name	Pos.	MP	Goals	Assists	Points	PIM
39	KASHA Krystof	GK	2		1	1	
41	KIDDIE Benjamin	GK	2				
3	KASHINO Isaac	D	2				
7	GRENAPIN Cedric	F	2				2
9	BUCK Cameron	F	2				
13	MAHONEY Patrick	F	2				
15	WALSH Taylor	D	2				
20	FRIEDLI Steven	F	2	2		2	
22	KNIGHT Justin	D	2				
23	SODERLUND Oscar	F	2				
50	JETTE Alex	F	2		1	1	
55	WALSH Tristan (C)	F	2				
61	SMITH Matt	F	2				
92	COURTEMANCHE Thomas	D	2				
Team Total				2	2	4	2
Head Coach: ROMO Iiro (FIN)							

CAN		
PR	CZE	1-29
PR	FIN	1-24
PR	CHN	10 AUG

CHN - China

No.	Name	Pos.	MP	Goals	Assists	Points	PIM
16	JU Qihang	GK	2				
69	LI Yintong	GK	2				
3	DU Sanyang (C)	F	2				
5	ZHANG Zhiheng	F	2				
10	LI Shimei	F	2				
11	OU Haoran	F	2				
15	WANG Zihan	D	2				
20	QIU Jinpeng	F	2				
24	TANG Zhiliang	D	2				
30	SEREKEHAN Ahezhuoli	F	2				
32	LI Guo	D	2				
49	ZHANG Yulin	D	2				
77	GUO Hao	D	2				
96	GUO Rui	F	2				2
Team Total							2
Head Coach: HUHTAMELLA Marko (FIN)							

CHN		
PR	FIN	0-42
PR	CZE	0-36
PR	CAN	10 AUG

Legend:

(C)	Captain	D	Defender	F	Forward	GK	Goalkeeper	MP	Matches Played
No.	Shirt Number	PIM	Penalty in Minutes	Pos.	Playing Position	PR	Preliminary Round		



Results

Match No: 12

CAN 15 - 1 CHN
(6 - 0, 4 - 1, 5 - 0)

Referees:

FASSLER Josef (SUI) / SCHLAPFER Benjamin (SUI)

CAN - Canada

No.	Name	Pos.	G/S	Ass.	Pts.	PIM
3	KASHINO Isaac	D	1/4		1	2
7	GRENAPIN Cedric	F	4/9	4	8	
9	BUCK Cameron	F	2/5	2	4	
13	MAHONEY Patrick	F	1/3		1	
15	WALSH Taylor	D	0/2			
20	FRIEDLI Steven	F	2/6		2	2
22	KNIGHT Justin	D	1/1		1	
23	SODERLUND Oscar	F				
50	JETTE Alex	F	3/5		3	
55	WALSH Tristan (C)	F	1/2	1	2	
61	SMITH Matt	F		6	6	
92	COURTEMANCHE Thomas	D				
39	KASHA Krystof	GK				
41	KIDDIE Benjamin	GK				
Totals			15/37	13	28	4

Head Coach: ROMO Iiro (FIN)

CHN - China

No.	Name	Pos.	G/S	Ass.	Pts.	PIM
3	Du Sanyang (C)	F				
5	ZHANG Zhiheng	F	0/1	1	1	
10	LI Shimei	F	0/2			
11	OU Haoran	F	0/1			2
15	WANG Zihan	D				
20	QIU Jinpeng	F	0/1			2
24	TANG Zhiliang	D	1/1		1	
30	SEREKEHAN Ahezhuoli	F				
32	LI Guo	D	0/2			
49	ZHANG Yulin	D				
77	GUO Hao	D				
96	GUO Rui	F				4
16	JU Qihang	GK				
69	LI Yintong	GK				
Totals			1/8	1	2	8

Head Coach: HUHTAMELLA Marko (FIN)

Goalkeepers	S/S	%	Time Played
39 KASHA Krystof	7/8	87.50	45:00
41 KIDDIE Benjamin			

Goalkeepers	S/S	%	Time Played
16 JU Qihang			
69 LI Yintong	22/37	59.46	45:00

Time	Action	CAN - Canada	Score	CHN - China
1st Period				
0:00		39 KASHA K Goalkeeper		69 LI Y Goalkeeper
0:00				
1:35	Goal	7 GRENAPIN C Assist: 61 SMITH M	1 - 0	
3:38	Goal	55 WALSH T	2 - 0	
4:32	Goal	7 GRENAPIN C Assist: 61 SMITH M	3 - 0	
12:34	Penalty			96 GUO R 2 minutes
13:21	Goal	50 JETTE A Assist: 7 GRENAPIN C	4 - 0	
14:21	Goal	9 BUCK C Assist: 55 WALSH T	5 - 0	
14:36	Goal	20 FRIEDLI S Assist: 7 GRENAPIN C	6 - 0	
2nd Period				
0:00		39 KASHA K Goalkeeper		69 LI Y Goalkeeper
0:00				
0:52	Goal	20 FRIEDLI S Assist: 61 SMITH M	7 - 0	
1:22	Goal		7 - 1	24 TANG Z Assist: 5 ZHANG Z
6:39	Penalty			20 QIU J 2 minutes
7:15	Goal	7 GRENAPIN C Assist: 61 SMITH M	8 - 1	
7:49	Penalty			11 OU H 2 minutes
8:05	Goal	50 JETTE A Assist: 7 GRENAPIN C	9 - 1	
11:46	Penalty			96 GUO R 2 minutes
12:30	Goal	50 JETTE A Assist: 61 SMITH M	10 - 1	
14:50	Penalty	20 FRIEDLI S 2 minutes		
3rd Period				
0:00		39 KASHA K Goalkeeper		69 LI Y Goalkeeper
0:00				
5:20	Penalty	3 KASHINO I 2 minutes		
8:04	Goal	7 GRENAPIN C Assist: 61 SMITH M	11 - 1	
11:22	Goal	13 MAHONEY P Assist: 9 BUCK C	12 - 1	
11:51	Goal	22 KNIGHT J Assist: 7 GRENAPIN C	13 - 1	
12:16	Goal	3 KASHINO I Assist: 9 BUCK C	14 - 1	
14:02	Goal	9 BUCK C	15 - 1	

Timing and Results provided by Tissot



Results

Match No: 12

Legend:									
(C)	Captain	%	Efficiency	Ass.	Assists	D	Defender	F	Forward
G/S	Goals/Shots on Goal	GK	Goalkeeper	No.	Shirt Number	PIM	Penalty in Minutes	Pos.	Playing Position
PS	Penalty Shot	Pts.	Points	S/S	Saves/Shots on Goal				



WED 6 AUG 2025
Start Time: 11:15

Preliminary Round - Group A

Start List

Match No: 1

LAT - SUI

Referees:

BOSTROM Glenn (SWE) / SODERMAN Hakan (SWE)

LAT - Latvia

No.	Name	Pos.	MP	Goals	Assists	Points	PIM
32	MAGONS Henrijs	GK					
41	SILINS Gabriels	GK					
7	RAGOVSKIS Janis	D					
13	DUMPIS Markuss	F					
14	KEIRANS Toms	F					
15	TILTINS Krisjanis	F					
19	AKMENLAUKS Toms	D					
20	GRIEZITIS Gustavs	D					
21	RAITUMS Artis	F					
22	TREKSE Peteris (C)	D					
25	BALODIS Ralfs	D					
33	ANIS Daniels	F					
35	TROFIMENKO Roberts	F					
65	BITMANIS Karlis	D					
Team Total							
Head Coach: LUUKKONEN Heikki (FIN)							

LAT		
PR	SUI	6 AUG
PR	PHI	7 AUG
PR	SWE	10 AUG

SUI - Switzerland

No.	Name	Pos.	MP	Goals	Assists	Points	PIM
62	SCHALIN Nils	GK					
69	GENHART Lukas	GK					
11	PERSICI Gianluca	F					
12	FITZI Yannic	F					
17	CONRAD Levin	D					
20	SCHMUKI Pascal	D					
23	HUTZLI Stefan	F					
24	HERMLE David	D					
40	SEILER Noel (C)	F					
42	STEINER Matteo	F					
61	ZAUGG Jan	F					
71	BURKI Jan	D					
73	HOLLENSTEIN Andrin	D					
94	LOUIS Marco	F					
Team Total							
Head Coach: SCHONBECK Johan (SWE)							

SUI		
PR	LAT	6 AUG
PR	SWE	7 AUG
PR	PHI	10 AUG

Legend:

(C)	Captain	D	Defender	F	Forward	GK	Goalkeeper	MP	Matches Played
No.	Shirt Number	PIM	Penalty in Minutes	Pos.	Playing Position	PR	Preliminary Round		



Results

Match No: 1

LAT 3 - 4 SUI
(0 - 1, 2 - 1, 1 - 2)

Referees:

BOSTROM Glenn (SWE) / SODERMAN Hakan (SWE)

LAT - Latvia

No.	Name	Pos.	G/S	Ass.	Pts.	PIM
7	RAGOVSKIS Janis	D	0/1	1	1	
13	DUMPIS Markuss	F	1/2		1	
14	KEIRANS Toms	F	0/1			
15	TILTINS Krisjanis	F				
19	AKMENLAUKS Toms	D				
20	GRIEZITIS Gustavs	D	0/1			
21	RAITUMS Artis	F	1/2		1	
22	TREKSE Peteris (C)	D	0/2			
25	BALODIS Ralfs	D	0/3	1	1	2
33	ANIS Daniels	F	0/1			
35	TROFIMENKO Roberts	F	0/1			
65	BITMANIS Karlis	D				
32	MAGONS Henrijs	GK				
41	SILINS Gabriels	GK				
Totals			3/15	2	5	2

Head Coach: LUUKKONEN Heikki (FIN)

SUI - Switzerland

No.	Name	Pos.	G/S	Ass.	Pts.	PIM
11	PERSICI Gianluca	F	1/2		1	
12	FITZI Yannic	F	0/1			
17	CONRAD Levin	D	0/1			
20	SCHMUKI Pascal	D	0/3			
23	HUTZLI Stefan	F				
24	HERMLE David	D		1	1	
40	SEILER Noel (C)	F	0/1	1	1	
42	STEINER Matteo	F	2/3		2	
61	ZAUGG Jan	F	1/2	1	2	
71	BURKI Jan	D	0/1	1	1	
73	HOLLENSTEIN Andrin	D				
94	LOUIS Marco	F	0/1			
62	SCHALIN Nils	GK				
69	GENHART Lukas	GK				
Totals			4/15	4	8	

Head Coach: SCHONBECK Johan (SWE)

Goalkeepers	S/S	%	Time Played
32 MAGONS Henrijs			
41 SILINS Gabriels	10/13	76.92	42:57

Goalkeepers	S/S	%	Time Played
62 SCHALIN Nils	12/15	80.00	45:00
69 GENHART Lukas			

Time	Action	LAT - Latvia	Score	SUI - Switzerland
1st Period				
0:00		41 SILINS G Goalkeeper		
0:00				62 SCHALIN N Goalkeeper
9:26	Goal		0 - 1	61 ZAUGG J Assist: 71 BURKI J
2nd Period				
0:00		41 SILINS G Goalkeeper		
0:00				62 SCHALIN N Goalkeeper
1:23	Goal	21 RAITUMS A Assist: 7 RAGOVSKIS J	1 - 1	
2:38	Goal	13 DUMPIS M Assist: 25 BALODIS R	2 - 1	
8:30	Goal		2 - 2	42 STEINER M Assist: 40 SEILER N
12:07	Penalty	25 BALODIS R 2 minutes		
3rd Period				
0:00		41 SILINS G Goalkeeper		
0:00				62 SCHALIN N Goalkeeper
4:05	Goal		2 - 3	42 STEINER M Assist: 24 HERMLE D
12:07		41 SILINS G Goalkeeper out - Empty net		
12:27	Goal		2 - 4	11 PERSICI G Assist: 61 ZAUGG J
12:27		41 SILINS G Goalkeeper in		
12:31		41 SILINS G Goalkeeper out - Empty net		
13:15	Goal	E	3 - 4	
13:15		41 SILINS G Goalkeeper in		
13:22		41 SILINS G Goalkeeper out - Empty net		
13:49		41 SILINS G Goalkeeper in		
14:28		41 SILINS G Goalkeeper out - Empty net		

Legend:

(C)	Captain	%	Efficiency	Ass.	Assists	D	Defender	F	Forward
G/S	Goals/Shots on Goal	GK	Goalkeeper	No.	Shirt Number	PIM	Penalty in Minutes	Pos.	Playing Position
PS	Penalty Shot	Pts.	Points	S/S	Saves/Shots on Goal				



Start List

Match No: 4

LAT - PHI

Referees:

BOSTROM Glenn (SWE) / SODERMAN Hakan (SWE)

LAT - Latvia

No.	Name	Pos.	MP	Goals	Assists	Points	PIM
32	MAGONS Henrijs	GK	1				
41	SILINS Gabriels	GK	1				
7	RAGOVSKIS Janis	D	1		1	1	
13	DUMPIS Markuss	F	1	1		1	
14	KEIRANS Toms	F	1				
15	TILTINS Krisjanis	F	1				
19	AKMENLAUKS Toms	D	1				
20	GRIEZITIS Gustavs	D	1				
21	RAITUMS Artis	F	1	1		1	
22	TREKSE Peteris (C)	D	1				
25	BALODIS Ralfs	D	1		1	1	2
33	ANIS Daniels	F	1				
35	TROFIMENKO Roberts	F	1				
65	BITMANIS Karlis	D	1				
Team Total				3	2	5	2
Head Coach: LUUKKONEN Heikki (FIN)							

LAT		
PR	SUI	3-4
PR	PHI	7 AUG
PR	SWE	10 AUG

PHI - Philippines

No.	Name	Pos.	MP	Goals	Assists	Points	PIM
29	LEMORAN Patrik	GK					
88	REGALADO Victor	GK					
4	PORRAL Ludvig	D					
9	WERELIUS Lucas	F					
10	PONCE Reymon	F					
11	LARANO Simon	D					
12	DE LA PENA John	F					
13	ENAJE Lucas (C)	D					
22	LARANO Noah	D					
24	MENDOZA Melvin	F					
25	PONCE Richard	F					
40	ROSELLO Kim	F					
66	CORTEZ Mattiece	F					
77	MAGISTRADO Simon	D					
Team Total							
Head Coach: MENDOZA Noel							

PHI		
PR	LAT	7 AUG
PR	SWE	9 AUG
PR	SUI	10 AUG

Legend:

(C) Captain D Defender F Forward GK Goalkeeper MP Matches Played
No. Shirt Number PIM Penalty in Minutes Pos. Playing Position PR Preliminary Round



Results

Match No: 4

LAT 12 - 2 PHI
(2 - 1, 4 - 0, 6 - 1)

Referees:

BOSTROM Glenn (SWE) / SODERMAN Hakan (SWE)

LAT - Latvia

No.	Name	Pos.	G/S	Ass.	Pts.	PIM
7	RAGOVSKIS Janis	D	0/1			
13	DUMPIS Markuss	F	0/1	3	3	
14	KEIRANS Toms	F	0/1			
15	TILTINS Krisjanis	F	2/3	1	3	
19	AKMENLAUKS Toms	D		2	2	
20	GRIEZITIS Gustavs	D	2/7	1	3	2
21	RAITUMS Artis	F	0/2			
22	TREKSE Peteris (C)	D	1/4	2	3	
25	BALODIS Ralfs	D	3/3		3	
33	ANIS Daniels	F	3/3	1	4	
35	TROFIMENKO Roberts	F	1/1	2	3	
65	BITMANIS Karlis	D	0/1			
32	MAGONS Henrijs	GK				
41	SILINS Gabriels	GK				
Totals			12/27	12	24	2
Head Coach: LUUKKONEN Heikki (FIN)						

PHI - Philippines

No.	Name	Pos.	G/S	Ass.	Pts.	PIM
4	PORRAL Ludvig	D				
9	WERELIUS Lucas	F				
10	PONCE Reymon	F				
11	LARANO Simon	D	1/1	1	2	
12	DE LA PENA John	F	0/2			
13	ENAJE Lucas (C)	D				
22	LARANO Noah	D				
24	MENDOZA Melvin	F	1/6		1	
25	PONCE Richard	F				
40	ROSELLO Kim	F	0/2	1	1	
66	CORTEZ Mattiece	F	0/1			
77	MAGISTRADO Simon	D				
29	LEMORAN Patrik	GK				
88	REGALADO Victor	GK				
Totals			2/12	2	4	
Head Coach: MENDOZA Noel						

Goalkeepers	S/S	%	Time Played
32 MAGONS Henrijs	10/12	83.33	45:00
41 SILINS Gabriels			

Goalkeepers	S/S	%	Time Played
29 LEMORAN Patrik			
88 REGALADO Victor	15/27	55.56	45:00

Time	Action	LAT - Latvia	Score	PHI - Philippines
1st Period				
0:00		32 MAGONS H Goalkeeper		88 REGALADO V Goalkeeper
0:00				
3:06	Goal	33 ANIS D Assist: 19 AKMENLAUKS T	1 - 0	
13:39	Goal		1 - 1	11 LARANO S Assist: 40 ROSELLO K
14:20	Goal	15 TILTINS K Assist: 22 TREKSE P	2 - 1	
2nd Period				
0:00		32 MAGONS H Goalkeeper		88 REGALADO V Goalkeeper
0:00				
0:21	Goal	33 ANIS D Assist: 35 TROFIMENKO R	3 - 1	
2:52	Goal	20 GRIEZITIS G Assist: 13 DUMPIS M	4 - 1	
9:19	Goal	20 GRIEZITIS G Assist: 22 TREKSE P	5 - 1	
10:38	Goal	33 ANIS D Assist: 35 TROFIMENKO R	6 - 1	
3rd Period				
0:00		32 MAGONS H Goalkeeper		88 REGALADO V Goalkeeper
0:00				
3:16	Goal	25 BALODIS R Assist: 15 TILTINS K	7 - 1	
5:52	Goal	35 TROFIMENKO R Assist: 33 ANIS D	8 - 1	
6:08	Goal	22 TREKSE P Assist: 19 AKMENLAUKS T	9 - 1	
7:32	Penalty	20 GRIEZITIS G 2 minutes		
7:59	Goal		9 - 2	24 MENDOZA M Assist: 11 LARANO S
10:20	Goal	25 BALODIS R Assist: 13 DUMPIS M	10 - 2	
11:20	Goal	15 TILTINS K Assist: 13 DUMPIS M	11 - 2	
12:53	Goal	25 BALODIS R Assist: 20 GRIEZITIS G	12 - 2	

Legend:

(C)	Captain	%	Efficiency	Ass.	Assists	D	Defender	F	Forward
G/S	Goals/Shots on Goal	GK	Goalkeeper	No.	Shirt Number	PIM	Penalty in Minutes	Pos.	Playing Position
PS	Penalty Shot	Pts.	Points	S/S	Saves/Shots on Goal				



Start List

Match No: 5

SWE - SUI

Referees:

ELLIS Thomas (FIN) / SJOGREN Janne (FIN)

SWE - Sweden

No.	Name	Pos.	MP	Goals	Assists	Points	PIM
1	HEDLUND Jon	GK					
94	PARSJO Mans	GK					
5	WRAMDEMARK Filip	F					
8	LUNDMARK Malte	F					
10	SJOGREN Albin (C)	F					
12	WEISSBACH Oskar	F					
18	NYDENFELDT Hampus	F					
19	ERIKSSON Filip	F					
20	ULRIKSSON Sakarias	F					
21	HOLMGREN Linus	F					
24	MAGNUSSON LINDHOLM Oscar	D					
28	RAMIREZ Niklas	D					
65	HOVLUND Oskar	D					
87	KALENTUN Emil	D					
Team Total							
Head Coach: BROTTMAN Thomas							

SWE		
PR	SUI	7 AUG
PR	PHI	9 AUG
PR	LAT	10 AUG

SUI - Switzerland

No.	Name	Pos.	MP	Goals	Assists	Points	PIM
62	SCHALIN Nils	GK	1				
69	GENHART Lukas	GK	1				
11	PERSICI Gianluca	F	1	1		1	
12	FITZI Yannic	F	1				
17	CONRAD Levin	D	1				
23	HUTZLI Stefan	F	1				
24	HERMLE David	D	1		1	1	
40	SEILER Noel	F	1		1	1	
42	STEINER Matteo	F	1	2		2	
61	ZAUGG Jan	F	1	1	1	2	
71	BURKI Jan (C)	D	1		1	1	
73	HOLLENSTEIN Andrin	D	1				
94	LOUIS Marco	F	1				
Team Total				4	4	8	
Head Coach: SCHONBECK Johan (SWE)							

SUI		
PR	LAT	4-3
PR	SWE	7 AUG
PR	PHI	10 AUG

Legend:

(C)	Captain	D	Defender	F	Forward	GK	Goalkeeper	MP	Matches Played
No.	Shirt Number	PIM	Penalty in Minutes	Pos.	Playing Position	PR	Preliminary Round		



Results

Match No: 5

SWE 8 - 1 SUI
(1 - 0, 4 - 1, 3 - 0)

Referees:

ELLIS Thomas (FIN) / SJOGREN Janne (FIN)

SWE - Sweden

No.	Name	Pos.	G/S	Ass.	Pts.	PIM
5	WRAMDEMARK Filip	F	1/3		1	
8	LUNDMARK Malte	F	3/5		3	
10	SJOGREN Albin (C)	F	0/4	3	3	
12	WEISSBACH Oskar	F	1/2	1	2	
18	NYDENFELDT Hampus	F				
19	ERIKSSON Filip	F	0/2	1	1	
20	ULRIKSSON Sakarias	F	2/5		2	2
21	HOLMGREN Linus	F	1/1	1	2	
24	MAGNUSSON LINDHOLM Oscar	D	0/2			
28	RAMIREZ Niklas	D				
65	HOVLUND Oskar	D		1	1	
87	KALENTUN Emil	D		1	1	2
1	HEDLUND Jon	GK				
94	PARSJO Mans	GK				
Totals			8/25	8	16	4

Head Coach: BROTTMAN Thomas

SUI - Switzerland

No.	Name	Pos.	G/S	Ass.	Pts.	PIM
11	PERSICI Gianluca	F				2
12	FITZI Yannic	F	0/3			
17	CONRAD Levin	D				
23	HUTZLI Stefan	F	0/1			
24	HERMLE David	D	0/1			
40	SEILER Noel	F	0/2			
42	STEINER Matteo	F	0/1			
61	ZAUGG Jan	F		1	1	2
71	BURKI Jan (C)	D	0/1			
73	HOLLENSTEIN Andrin	D				
94	LOUIS Marco	F	1/4		1	
62	SCHALIN Nils	GK				
69	GENHART Lukas	GK				
Totals			1/13	1	2	4

Head Coach: SCHONBECK Johan (SWE)

Goalkeepers	S/S	%	Time Played
1 HEDLUND Jon	12/13	92.31	45:00
94 PARSJO Mans			

Goalkeepers	S/S	%	Time Played
62 SCHALIN Nils			
69 GENHART Lukas	17/23	73.91	41:40

Time	Action	SWE - Sweden	Score	SUI - Switzerland
1st Period				
0:00		1 HEDLUND J Goalkeeper		
0:00				69 GENHART L Goalkeeper
9:44	Penalty			11 PERSICI G 2 minutes
11:20	Goal	8 LUNDMARK M Assist: 65 HOVLUND O	1 - 0	
12:24	Penalty	20 ULRIKSSON S 2 minutes		
2nd Period				
0:00		1 HEDLUND J Goalkeeper		
0:00				69 GENHART L Goalkeeper
2:35	Goal	21 HOLMGREN L Assist: 19 ERIKSSON F	2 - 0	
3:49	Penalty	87 KALENTUN E 2 minutes		
3:52	Goal		2 - 1	94 LOUIS M Assist: 61 ZAUGG J
6:45	Penalty			61 ZAUGG J 2 minutes
8:13	Goal	8 LUNDMARK M Assist: 10 SJOGREN A	3 - 1	
11:15	Goal	5 WRAMDEMARK F Assist: 21 HOLMGREN L	4 - 1	
14:38	Goal	20 ULRIKSSON S Assist: 10 SJOGREN A	5 - 1	
3rd Period				
0:00		1 HEDLUND J Goalkeeper		
0:00				69 GENHART L Goalkeeper
0:20	Goal	8 LUNDMARK M Assist: 12 WEISSBACH O	6 - 1	
5:57				69 GENHART L Goalkeeper out - Empty net
7:11				69 GENHART L Goalkeeper in
7:13				69 GENHART L Goalkeeper out - Empty net
7:36	Goal	12 WEISSBACH O Assist: 87 KALENTUN E	7 - 1	
7:55				69 GENHART L Goalkeeper in
9:27				69 GENHART L Goalkeeper out - Empty net
9:52				69 GENHART L Goalkeeper in
10:30				69 GENHART L Goalkeeper out - Empty net
11:29	Goal	20 ULRIKSSON S Assist: 10 SJOGREN A	8 - 1	
11:29				69 GENHART L Goalkeeper in

THU 7 AUG 2025
Start Time: 13:30

Results

Match No: 5

Legend:									
(C)	Captain	%	Efficiency	Ass.	Assists	D	Defender	F	Forward
G/S	Goals/Shots on Goal	GK	Goalkeeper	No.	Shirt Number	PIM	Penalty in Minutes	Pos.	Playing Position
PS	Penalty Shot	Pts.	Points	S/S	Saves/Shots on Goal				



Start List

Match No: 8

PHI - SWE

Referees:

ELLIS Thomas (FIN) / SJOGREN Janne (FIN)

PHI - Philippines

No.	Name	Pos.	MP	Goals	Assists	Points	PIM
29	LEMORAN Patrik	GK	1				
88	REGALADO Victor	GK	1				
4	PORRAL Ludvig	D	1				
9	WERELIUS Lucas	F	1				
10	PONCE Reymon	F	1				
11	LARANO Simon	D	1	1	1	2	
12	DE LA PENA John	F	1				
13	ENAJE Lucas (C)	D	1				
22	LARANO Noah	D	1				
24	MENDOZA Melvin	F	1	1		1	
25	PONCE Richard	F	1				
40	ROSELLO Kim	F	1		1	1	
66	CORTEZ Mattiece	F	1				
77	MAGISTRADO Simon	D	1				
Team Total				2	2	4	
Head Coach: MENDOZA Noel							

PHI		
PR	LAT	2-12
PR	SWE	9 AUG
PR	SUI	10 AUG

SWE - Sweden

No.	Name	Pos.	MP	Goals	Assists	Points	PIM
1	HEDLUND Jon	GK	1				
94	PARSJO Mans	GK	1				
5	WRAMDEMARK Filip	F	1	1		1	
8	LUNDMARK Malte	F	1	3		3	
10	SJOGREN Albin	F	1		3	3	
12	WEISSBACH Oskar	F	1	1	1	2	
18	NYDENFELDT Hampus	F	1				
19	ERIKSSON Filip	F	1		1	1	
20	ULRIKSSON Sakarias	F	1	2		2	2
21	HOLMGREN Linus	F	1	1	1	2	
24	MAGNUSSON LINDHOLM Oscar	D	1				
28	RAMIREZ Niklas (C)	D	1				
65	HOVLUND Oskar	D	1		1	1	
87	KALENTUN Emil	D	1		1	1	2
Team Total				8	8	16	4
Head Coach: BROTTMAN Thomas							

SWE		
PR	SUI	8-1
PR	PHI	9 AUG
PR	LAT	10 AUG

Legend:

(C)	Captain	D	Defender	F	Forward	GK	Goalkeeper	MP	Matches Played
No.	Shirt Number	PIM	Penalty in Minutes	Pos.	Playing Position	PR	Preliminary Round		



Results

Match No: 8

PHI 1 - 11 SWE
(0 - 2, 1 - 5, 0 - 4)

Referees:

ELLIS Thomas (FIN) / SJOGREN Janne (FIN)

PHI - Philippines

No.	Name	Pos.	G/S	Ass.	Pts.	PIM
4	PORRAL Ludvig	D	0/1			
9	WERELIUS Lucas	F				
10	PONCE Reymon	F				
11	LARANO Simon	D	0/2			
12	DE LA PENA John	F				
13	ENAJE Lucas (C)	D	1/2		1	
22	LARANO Noah	D	0/1			
24	MENDOZA Melvin	F	0/2			
25	PONCE Richard	F				
40	ROSELLO Kim	F	0/1			
66	CORTEZ Mattiece	F	0/1			
77	MAGISTRADO Simon	D				
29	LEMORAN Patrik	GK				
88	REGALADO Victor	GK				
Totals			1/10		1	

Head Coach: MENDOZA Noel

SWE - Sweden

No.	Name	Pos.	G/S	Ass.	Pts.	PIM
5	WRAMDEMARK Filip	F	1/2	1	2	
8	LUNDMARK Malte	F	1/8	4	5	
10	SJOGREN Albin	F	1/2	2	3	
12	WEISSBACH Oskar	F	1/4	2	3	
18	NYDENFELDT Hampus	F	1/1		1	
19	ERIKSSON Filip	F	1/4		1	
20	ULRIKSSON Sakarias	F	2/6		2	
21	HOLMGREN Linus	F	0/4	1	1	
24	MAGNUSSON LINDHOLM Oscar	D	0/1			
28	RAMIREZ Niklas (C)	D	0/3			
65	HOVLUND Oskar	D	2/3		2	
87	KALENTUN Emil	D	0/2			
1	HEDLUND Jon	GK				
94	PARSJO Mans	GK				
Totals			11/41	10	21	

Head Coach: BROTTMAN Thomas

Goalkeepers	S/S	%	Time Played
29 LEMORAN Patrik	17/25	68.00	24:07
88 REGALADO Victor	13/16	81.25	20:53

Goalkeepers	S/S	%	Time Played
1 HEDLUND Jon			
94 PARSJO Mans	9/10	90.00	45:00

Time	Action	PHI - Philippines	Score	SWE - Sweden
1st Period				
0:00		88 REGALADO V Goalkeeper		94 PARSJO M Goalkeeper
0:00				
2:04	Goal		0 - 1	E
14:40	Goal		0 - 2	18 NYDENFELDT H Assist: 8 LUNDMARK M
2nd Period				
0:00		88 REGALADO V Goalkeeper		94 PARSJO M Goalkeeper
0:00				
3:23	PS	13 ENAJE L Penalty Goal	1 - 2	
5:53	Goal		1 - 3	5 WRAMDEMARK F Assist: 8 LUNDMARK M
5:53		GK out: 88 REGALADO V GK in: 29 LEMORAN P		
9:58	Goal		1 - 4	65 HOVLUND O Assist: 5 WRAMDEMARK F
11:15	Goal		1 - 5	12 WEISSBACH O Assist: 8 LUNDMARK M
12:33	Goal		1 - 6	20 ULRIKSSON S Assist: 10 SJOGREN A
14:21	Goal		1 - 7	10 SJOGREN A Assist: 12 WEISSBACH O
3rd Period				
0:00		29 LEMORAN P Goalkeeper		94 PARSJO M Goalkeeper
0:00				
5:14	Goal		1 - 8	19 ERIKSSON F Assist: 8 LUNDMARK M
8:09	Goal		1 - 9	20 ULRIKSSON S Assist: 12 WEISSBACH O
9:50	Goal		1 - 10	65 HOVLUND O Assist: 10 SJOGREN A
11:15	Goal		1 - 11	8 LUNDMARK M Assist: 21 HOLMGREN L

Legend:

(C)	Captain	%	Efficiency	Ass.	Assists	D	Defender	F	Forward
G/S	Goals/Shots on Goal	GK	Goalkeeper	No.	Shirt Number	PIM	Penalty in Minutes	Pos.	Playing Position
PS	Penalty Shot	Pts.	Points	S/S	Saves/Shots on Goal				



Start List

Match No: 10

SUI - PHI

Referees:

BOSTROM Glenn (SWE) / SODERMAN Hakan (SWE)

SUI - Switzerland

No.	Name	Pos.	MP	Goals	Assists	Points	PIM
62	SCHALIN Nils	GK	2				
69	GENHART Lukas	GK	2				
11	PERSICI Gianluca	F	2	1		1	2
12	FITZI Yannic	F	2				
17	CONRAD Levin	D	2				
20	SCHMUKI Pascal	D	1				
23	HUTZLI Stefan	F	2				
24	HERMLE David	D	2		1	1	
40	SEILER Noel (C)	F	2		1	1	
42	STEINER Matteo	F	2	2		2	
61	ZAUGG Jan	F	2	1	2	3	2
71	BURKI Jan	D	2		1	1	
73	HOLLENSTEIN Andrin	D	2				
94	LOUIS Marco	F	2	1		1	
Team Total				5	5	10	4
Head Coach: SCHONBECK Johan (SWE)							

SUI		
PR	LAT	4-3
PR	SWE	1-8
PR	PHI	10 AUG

PHI - Philippines

No.	Name	Pos.	MP	Goals	Assists	Points	PIM
29	LEMORAN Patrik	GK	2				
88	REGALADO Victor	GK	2				
4	PORRAL Ludvig	D	2				
9	WERELIUS Lucas	F	2				
10	PONCE Reymon	F	2				
11	LARANO Simon	D	2	1	1	2	
12	DE LA PENA John	F	2				
13	ENAJE Lucas (C)	D	2	1		1	
22	LARANO Noah	D	2				
24	MENDOZA Melvin	F	2	1		1	
25	PONCE Richard	F	2				
40	ROSELLO Kim	F	2		1	1	
66	CORTEZ Mattiece	F	2				
77	MAGISTRADO Simon	D	2				
Team Total				3	2	5	
Head Coach: MENDOZA Noel							

PHI		
PR	LAT	2-12
PR	SWE	1-11
PR	SUI	10 AUG

Legend:

(C)	Captain	D	Defender	F	Forward	GK	Goalkeeper	MP	Matches Played
No.	Shirt Number	PIM	Penalty in Minutes	Pos.	Playing Position	PR	Preliminary Round		



Results

Match No: 10

SUI 18 - 0 PHI
(3 - 0, 7 - 0, 8 - 0)

Referees:

BOSTROM Glenn (SWE) / SODERMAN Hakan (SWE)

SUI - Switzerland

No.	Name	Pos.	G/S	Ass.	Pts.	PIM
11	PERSICI Gianluca	F	2/2	2	4	
12	FITZI Yannic	F	4/9	1	5	
17	CONRAD Levin	D	2/2		2	
20	SCHMUKI Pascal	D	0/1	1	1	
23	HUTZLI Stefan	F	2/4	2	4	
24	HERMLE David	D	1/8	2	3	
40	SEILER Noel (C)	F	0/1	1	1	
42	STEINER Matteo	F	1/5	3	4	
61	ZAUGG Jan	F	1/3	1	2	
71	BURKI Jan	D	1/4	1	2	
73	HOLLENSTEIN Andrin	D	0/2	1	1	
94	LOUIS Marco	F	3/3		3	
62	SCHALIN Nils	GK				
69	GENHART Lukas	GK				
Totals			18/45	15	33	
Head Coach: SCHONBECK Johan (SWE)						

PHI - Philippines

No.	Name	Pos.	G/S	Ass.	Pts.	PIM
4	PORRAL Ludvig	D				
9	WERELIUS Lucas	F				
10	PONCE Reymon	F				
11	LARANO Simon	D				
12	DE LA PENA John	F				
13	ENAJE Lucas (C)	D				
22	LARANO Noah	D				
24	MENDOZA Melvin	F				
25	PONCE Richard	F	0/1			
40	ROSELLO Kim	F				
66	CORTEZ Mattiece	F				
77	MAGISTRADO Simon	D				
29	LEMORAN Patrik	GK				
88	REGALADO Victor	GK				
Totals			0/1			
Head Coach: MENDOZA Noel						

Goalkeepers		S/S	%	Time Played
62	SCHALIN Nils	1/1	100.00	45:00
69	GENHART Lukas			

Goalkeepers		S/S	%	Time Played
29	LEMORAN Patrik	18/25	72.00	22:51
88	REGALADO Victor	9/20	45.00	22:09

Time	Action	SUI - Switzerland	Score	PHI - Philippines
1st Period				
0:00		62 SCHALIN N Goalkeeper		
0:00				29 LEMORAN P Goalkeeper
0:46	Goal	23 HUTZLI S	1 - 0	
3:02	Goal	61 ZAUGG J Assist: 42 STEINER M	2 - 0	
12:19	Goal	94 LOUIS M Assist: 24 HERMLE D	3 - 0	
2nd Period				
0:00		62 SCHALIN N Goalkeeper		
0:00				29 LEMORAN P Goalkeeper
1:02	Goal	12 FITZI Y Assist: 40 SEILER N	4 - 0	
3:53	Goal	12 FITZI Y Assist: 20 SCHMUKI P	5 - 0	
5:18	Goal	17 CONRAD L Assist: 12 FITZI Y	6 - 0	
6:14	Goal	94 LOUIS M Assist: 71 BURKI J	7 - 0	
7:51				GK out: 29 LEMORAN P GK in: 88 REGALADO V
8:50	Goal	94 LOUIS M Assist: 42 STEINER M	8 - 0	
9:18	Goal	E	9 - 0	
13:31	Goal	11 PERSICI G Assist: 42 STEINER M	10 - 0	
3rd Period				
0:00		62 SCHALIN N Goalkeeper		
0:00				88 REGALADO V Goalkeeper
0:32	Goal	12 FITZI Y Assist: 23 HUTZLI S	11 - 0	
1:19	Goal	71 BURKI J Assist: 11 PERSICI G	12 - 0	
3:22	Goal	17 CONRAD L Assist: 24 HERMLE D	13 - 0	
4:23	Goal	11 PERSICI G Assist: 73 HOLLENSTEIN A	14 - 0	
7:11	Goal	24 HERMLE D Assist: 11 PERSICI G	15 - 0	
10:16	Goal	23 HUTZLI S	16 - 0	
11:58	Goal	12 FITZI Y Assist: 23 HUTZLI S	17 - 0	
14:21	Goal	42 STEINER M Assist: 61 ZAUGG J	18 - 0	



Results

Match No: 10

Legend:									
(C)	Captain	%	Efficiency	Ass.	Assists	D	Defender	F	Forward
G/S	Goals/Shots on Goal	GK	Goalkeeper	No.	Shirt Number	PIM	Penalty in Minutes	Pos.	Playing Position
PS	Penalty Shot	Pts.	Points	S/S	Saves/Shots on Goal				



Start List

Match No: 11

SWE - LAT

Referees:

KOSTINEK Tomas (CZE) / REICHELT Martin (CZE)

SWE - Sweden

No.	Name	Pos.	MP	Goals	Assists	Points	PIM
1	HEDLUND Jon	GK	2				
94	PARSJO Mans	GK	2				
5	WRAMDEMARK Filip	F	2	2	1	3	
8	LUNDMARK Malte	F	2	4	4	8	
10	SJOGREN Albin (C)	F	2	1	5	6	
12	WEISSBACH Oskar	F	2	2	3	5	
18	NYDENFELDT Hampus	F	2	1		1	
19	ERIKSSON Filip	F	2	1	1	2	
20	ULRIKSSON Sakarias	F	2	4		4	2
21	HOLMGREN Linus	F	2	1	2	3	
24	MAGNUSSON LINDHOLM Oscar	D	2				
28	RAMIREZ Niklas	D	2				
65	HOVLUND Oskar	D	2	2	1	3	
87	KALENTUN Emil	D	2		1	1	2
Team Total				19	18	37	4

Head Coach: BROTTMAN Thomas

SWE		
PR	SUI	8-1
PR	PHI	11-1
PR	LAT	10 AUG

LAT - Latvia

No.	Name	Pos.	MP	Goals	Assists	Points	PIM
32	MAGONS Henrijs	GK	2				
41	SILINS Gabriels	GK	2				
7	RAGOVSKIS Janis	D	2		1	1	
13	DUMPIS Markuss	F	2	1	3	4	
14	KEIRANS Toms	F	2				
15	TILTINS Krisjanis	F	2	2	1	3	
19	AKMENLAUKS Toms	D	2		2	2	
20	GRIEZITIS Gustavs	D	2	2	1	3	2
21	RAITUMS Artis	F	2	1		1	
22	TREKSE Peteris (C)	D	2	1	2	3	
25	BALODIS Ralfs	D	2	3	1	4	2
33	ANIS Daniels	F	2	3	1	4	
35	TROFIMENKO Roberts	F	2	1	2	3	
65	BITMANIS Karlis	D	2				
Team Total				15	14	29	4

Head Coach: LUUKKONEN Heikki (FIN)

LAT		
PR	SUI	3-4
PR	PHI	12-2
PR	SWE	10 AUG

Legend:

(C) Captain D Defender F Forward GK Goalkeeper MP Matches Played
No. Shirt Number PIM Penalty in Minutes Pos. Playing Position PR Preliminary Round



Results

Match No: 11

SWE 7 - 1 LAT
(2 - 1, 3 - 0, 2 - 0)

Referees:

KOSTINEK Tomas (CZE) / REICHELT Martin (CZE)

SWE - Sweden

No.	Name	Pos.	G/S	Ass.	Pts.	PIM
5	WRAMDEMARK Filip	F	0/3	1	1	2
8	LUNDMARK Malte	F	1/6		1	
10	SJOGREN Albin (C)	F		2	2	
12	WEISSBACH Oskar	F	1/6		1	
18	NYDENFELDT Hampus	F	1/2	1	2	
19	ERIKSSON Filip	F	1/2		1	
20	ULRIKSSON Sakarias	F	1/1		1	
21	HOLMGREN Linus	F	1/1	1	2	2
24	MAGNUSSON LINDHOLM Oscar	D	1/1		1	
28	RAMIREZ Niklas	D				
65	HOVLUND Oskar	D		1	1	
87	KALENTUN Emil	D	0/1	1	1	2
1	HEDLUND Jon	GK				
94	PARSJO Mans	GK				
Totals			7/23	7	14	6

Head Coach: BROTTMAN Thomas

Goalkeepers	S/S	%	Time Played
1 HEDLUND Jon			
94 PARSJO Mans	10/11	90.91	45:00

LAT - Latvia

No.	Name	Pos.	G/S	Ass.	Pts.	PIM
7	RAGOVSKIS Janis	D	0/1			
13	DUMPIS Markuss	F				
14	KEIRANS Toms	F				
15	TILTINS Krisjanis	F	0/1			2
19	AKMENLAUKS Toms	D	0/1			
20	GRIEZITIS Gustavs	D	1/1		1	2
21	RAITUMS Artis	F				
22	TREKSE Peteris (C)	D	0/3			
25	BALODIS Ralfs	D	0/1	1	1	
33	ANIS Daniels	F	0/2			
35	TROFIMENKO Roberts	F				
65	BITMANIS Karlis	D	0/1			
32	MAGONS Henrijs	GK				
41	SILINS Gabriels	GK				
Totals			1/11	1	2	4

Head Coach: LUUKKONEN Heikki (FIN)

Goalkeepers	S/S	%	Time Played
32 MAGONS Henrijs			
41 SILINS Gabriels	16/23	69.57	43:24

Time	Action	SWE - Sweden	Score	LAT - Latvia
1st Period				
0:00		94 PARSJO M Goalkeeper		
0:00				41 SILINS G Goalkeeper
0:35	Goal	18 NYDENFELDT H Assist: 21 HOLMGREN L	1 - 0	
2:11	Penalty			15 TILTINS K 2 minutes
5:57	Goal		1 - 1	20 GRIEZITIS G Assist: 25 BALODIS R
9:22	Penalty	5 WRAMDEMARK F 2 minutes		
12:27	Goal	19 ERIKSSON F Assist: 5 WRAMDEMARK F	2 - 1	
2nd Period				
0:00		94 PARSJO M Goalkeeper		
0:00				41 SILINS G Goalkeeper
2:12	Goal	12 WEISSBACH O Assist: 65 HOVLUND O	3 - 1	
3:17	Goal	21 HOLMGREN L Assist: 10 SJOGREN A	4 - 1	
12:01	Goal	20 ULRIKSSON S Assist: 10 SJOGREN A	5 - 1	
3rd Period				
0:00		94 PARSJO M Goalkeeper		
0:00				41 SILINS G Goalkeeper
5:14	Penalty	21 HOLMGREN L 2 minutes		
6:26	Goal	24 MAGNUSSON LINDHOLM Assist: 18 NYDENFELDT H	6 - 1	
6:26				41 SILINS G Goalkeeper out - Empty net
6:52	Penalty	87 KALENTUN E 2 minutes		
6:52				41 SILINS G Goalkeeper in
7:22				41 SILINS G Goalkeeper out - Empty net
8:32				41 SILINS G Goalkeeper in
8:38	PS	20 ULRIKSSON S Penalty Shot missed		
11:24	Goal	8 LUNDMARK M Assist: 87 KALENTUN E	7 - 1	
14:23	Penalty			20 GRIEZITIS G 2 minutes



Results

Match No: 11

Legend:									
(C)	Captain	%	Efficiency	Ass.	Assists	D	Defender	F	Forward
G/S	Goals/Shots on Goal	GK	Goalkeeper	No.	Shirt Number	PIM	Penalty in Minutes	Pos.	Playing Position
PS	Penalty Shot	Pts.	Points	S/S	Saves/Shots on Goal				



TWG
2025
CHENGDU



FLOORBALL

Women



Team Roster

As of TUE 5 AUG 2025

CAN - Canada

Shirt Number	Name	Playing Position	Grip/Throw	Date of Birth	Age	Height m / ft in
1	HUDSON Ida	Goalkeeper		5 NOV 2004	20	1.67 / 5'6"
5	VAN THIELEN Elise	Forward	Right	15 NOV 2004	20	1.59 / 5'3"
6	ALFHEIM Sara	Forward	Right	29 NOV 1995	29	1.64 / 5'5"
7	POMEROY Sophie	Forward	Left	19 MAY 2005	20	1.62 / 5'4"
8	BLOMQVIST Emelie	Defender	Left	9 OCT 2008	16	1.66 / 5'5"
15	ADAM Evaleena	Forward	Left	7 OCT 2003	21	1.80 / 5'11"
18	BOURGAIZE Rylee (C)	Defender	Right	16 MAY 2001	24	1.65 / 5'5"
21	PARKER Caelyn	Defender	Right	23 SEP 2004	20	1.62 / 5'4"
22	CROSTHWAITE Nicole	Defender	Left	18 JAN 2000	25	1.70 / 5'7"
26	NISKANEN Emily	Forward	Left	14 MAY 2002	23	1.80 / 5'11"
27	LAEBUBLI Shirin	Forward	Right	17 OCT 2007	17	1.65 / 5'5"
31	FIELD Amy	Goalkeeper		14 JAN 2009	16	1.62 / 5'4"
32	CROSTHWAITE Jessica	Forward	Left	18 JAN 2000	25	1.57 / 5'2"
97	JEFFERIES Meghan	Forward	Left	24 JAN 2001	24	1.73 / 5'8"

Team Officials

Head Coach: VAN THIELEN Nicolas (BEL)

Legend:

(C) Captain



Team Roster

As of TUE 5 AUG 2025

CZE - Czechia

Shirt Number	Name	Playing Position	Grip/Throw	Date of Birth	Age	Height m / ft in
4	KUBECKOVA Michaela	Forward	Left	16 JAN 2002	23	1.62 / 5'4"
6	FUCHSOVA Linda	Forward	Right	20 DEC 2006	18	1.68 / 5'6"
7	BRUCHACKOVA Anna	Forward	Left	21 JAN 2005	20	1.64 / 5'5"
9	JIRAKOVA Nela	Defender	Left	14 MAY 1999	26	1.68 / 5'6"
11	KLUBALOVA Karolina	Forward	Right	8 DEC 2006	18	1.70 / 5'7"
13	MECHLOVA Michaela	Defender	Left	8 JUL 2003	22	1.65 / 5'5"
15	STANKOVA Sarka	Defender	Left	2 APR 2002	23	1.77 / 5'10"
18	LISKOVCOVA Karolina	Defender	Left	28 JUN 2007	18	1.70 / 5'7"
36	STEKEROVA Nikola	Forward	Right	26 FEB 2007	18	1.71 / 5'7"
37	CHRISTIANOVA Jana	Goalkeeper		16 FEB 1990	35	1.74 / 5'9"
71	PRILESKA Nikola	Goalkeeper		26 SEP 1995	29	1.72 / 5'8"
78	BACOVA Pavlina	Forward	Left	23 JUN 2001	24	1.65 / 5'5"
92	KEPRTOVA Vanessa Rebecca	Forward	Left	17 OCT 2002	22	1.58 / 5'2"
93	STUJOVA Karolina	Defender	Left	2 JUN 2004	21	1.68 / 5'6"

Team Officials

Head Coach: PROCHAZKA Lukas

Legend:

(C) Captain



Team Roster

As of TUE 5 AUG 2025

FIN - Finland

Shirt Number	Name	Playing Position	Grip/Throw	Date of Birth	Age	Height m / ft in
8	LAITILA Alma	Defender	Left	21 MAY 2004	21	1.60 / 5'3"
9	WESTERLUND Daniela	Defender	Left	23 FEB 1998	27	1.73 / 5'8"
10	HAMALAINEN Suvi	Forward	Left	15 JUL 2003	22	1.70 / 5'7"
16	VALTOLA Ulla	Forward	Left	20 MAY 2002	23	1.68 / 5'6"
17	MITTENTAG Sofia	Forward	Right	28 MAR 2002	23	1.66 / 5'5"
27	KAUPPI Oona	Forward	Left	19 JUL 1997	28	1.72 / 5'8"
28	KAUPPI Veera (C)	Forward	Right	19 JUL 1997	28	1.65 / 5'5"
44	NORDLUND Milla	Forward	Left	26 DEC 1997	27	1.63 / 5'4"
61	PIETILA Emilia	Defender	Left	23 DEC 2003	21	1.67 / 5'6"
64	PITKAKANGAS Natalia	Defender	Left	8 MAY 2003	22	1.68 / 5'6"
71	SAARINEN Julia	Goalkeeper		26 APR 2005	20	1.73 / 5'8"
80	KIPPILA My	Defender	Left	10 JUL 1996	29	1.76 / 5'9"
89	SAARIO Jenna	Defender	Left	14 APR 1998	27	1.61 / 5'3"
97	MAARANEN Miia	Goalkeeper		29 MAY 2000	25	1.76 / 5'9"

Team Officials

Head Coach: HARNESK Andreas (SWE)

Legend:
(C) Captain



Team Roster

As of TUE 5 AUG 2025

SGP - Singapore

Shirt Number	Name	Playing Position	Grip/Throw	Date of Birth	Age	Height m / ft in
3	YEO Xuan	Defender	Right	29 OCT 1997	27	1.58 / 5'2"
7	JEFFRI Nasha (C)	Forward	Right	30 MAY 2003	22	1.60 / 5'3"
8	KHAIRUL ANUAR Siti Nurhaliza	Forward	Right	25 DEC 1998	26	1.55 / 5'1"
9	ONG Jerelee	Forward	Right	23 FEB 1998	27	1.67 / 5'6"
13	TAN Jazzy	Forward	Right	3 AUG 2007	18	1.65 / 5'5"
16	TAN Daphne	Defender	Right	1 DEC 2001	23	1.60 / 5'3"
19	S RALLI Nur Yuanna	Forward	Left	29 OCT 2007	17	1.59 / 5'3"
26	FOO Wen Xin	Defender	Left	26 JAN 2002	23	1.60 / 5'3"
29	ONG Swee Ling	Forward	Right	3 APR 1997	28	1.61 / 5'3"
36	YEO Shannon	Defender	Left	4 OCT 1994	30	1.56 / 5'1"
52	GOH Shermaine	Goalkeeper		7 SEP 1998	26	1.64 / 5'5"
66	LOK Michelle	Defender	Right	17 OCT 1994	30	1.65 / 5'5"
72	MOHAMED NOOR Shazana	Goalkeeper		13 MAR 2004	21	1.62 / 5'4"
73	LIM Jie Ying	Defender	Right	22 JAN 2003	22	1.76 / 5'9"

Team Officials

Head Coach: TAN Yi Ru

Legend:
(C) Captain



Team Roster

As of TUE 5 AUG 2025

SUI - Switzerland

Shirt Number	Name	Playing Position	Grip/Throw	Date of Birth	Age	Height m / ft in
1	TONDURY Ladina	Goalkeeper		7 OCT 1999	25	1.65 / 5'5"
3	RITTER Naja	Defender	Left	21 APR 2003	22	1.64 / 5'5"
7	EDIZ Laila	Forward	Left	24 SEP 2002	22	1.67 / 5'6"
10	STETTLER Celine	Defender	Left	28 MAR 2001	24	1.70 / 5'7"
12	FITZI Seraina	Forward	Left	25 JAN 2003	22	1.61 / 5'3"
15	BERGER Doris	Defender	Left	11 DEC 1996	28	1.60 / 5'3"
17	GERIG Isabelle (C)	Forward	Right	5 DEC 1998	26	1.70 / 5'7"
19	REUSSER Norina	Forward	Left	25 DEC 2007	17	1.62 / 5'4"
27	METZGER Nina	Forward	Left	25 OCT 1995	29	1.67 / 5'6"
31	WICK Marcia	Forward	Left	6 MAY 2002	23	1.67 / 5'6"
37	LARSSON Linn	Defender	Right	23 JUL 2003	22	1.60 / 5'3"
84	WYSS Anja	Forward	Right	17 OCT 2004	20	1.65 / 5'5"
94	HEINI Lara	Goalkeeper		9 JUL 1994	31	1.64 / 5'5"
96	GREDIG Chiara	Defender	Left	30 OCT 1996	28	1.67 / 5'6"

Team Officials

Head Coach: LUNDIN Oscar (SWE)

Legend:
(C) Captain



Team Roster

As of THU 7 AUG 2025

SVK - Slovakia

Shirt Number	Name	Playing Position	Grip/Throw	Date of Birth	Age	Height m / ft in
6	CHUPEKOVA Laura	Forward	Left	22 FEB 2003	22	1.64 / 5'5"
11	DRABEKOVA Nikol	Forward	Left	11 AUG 2005	19	1.78 / 5'10"
16	CERVENA Lenka	Defender	Right	4 AUG 2006	19	1.64 / 5'5"
17	KLAPITOVA Katarina (C)	Defender	Right	29 NOV 1994	30	1.59 / 5'3"
24	PUDISOVA Linda	Defender	Left	27 FEB 2003	22	1.72 / 5'8"
26	TROSKOVA Jana	Defender	Left	15 AUG 1995	29	1.68 / 5'6"
27	MRAZOVA Zuzana	Forward	Left	11 SEP 2007	17	1.71 / 5'7"
30	HUDAKOVA Paulina	Forward	Right	23 FEB 1998	27	1.69 / 5'7"
31	FARULOVA Pavlina	Goalkeeper		31 MAR 2001	24	1.74 / 5'9"
78	VENDZUROVA Hana	Defender	Left	15 JUL 2007	18	1.65 / 5'5"
81	GROSSOVA Klara	Forward	Left	19 MAY 1999	26	1.65 / 5'5"
84	FAKTOROVA Alexandra	Forward	Left	18 OCT 2001	23	1.72 / 5'8"
88	HUDAKOVA Kristina	Forward	Left	23 FEB 1998	27	1.79 / 5'10"
89	VELEKOVA Romana	Goalkeeper		15 JUL 2008	17	1.68 / 5'6"

Team Officials

Head Coach: JEDLICKA Michal (CZE)

Legend:

(C) Captain



Team Roster

As of TUE 5 AUG 2025

SWE - Sweden

Shirt Number	Name	Playing Position	Grip/Throw	Date of Birth	Age	Height m / ft in
8	RASMUSSEN Ellen	Forward	Left	12 FEB 1996	29	1.77 / 5'10"
11	VISTROM Maja	Forward	Left	26 APR 2001	24	1.62 / 5'4"
13	JOHANSSON Wilma	Forward	Right	2 OCT 2000	24	1.67 / 5'6"
15	LINDGREN Matilda	Defender	Left	26 SEP 2001	23	1.71 / 5'7"
18	MARKSTROM Mira	Defender	Left	30 JAN 2005	20	1.77 / 5'10"
22	OGREN Nellie	Forward	Left	30 AUG 2002	22	1.65 / 5'5"
24	SUNDBERG Ida (C)	Defender	Left	25 OCT 1994	30	1.66 / 5'5"
26	WIBRON Emelie	Forward	Left	27 FEB 1992	33	1.78 / 5'10"
27	ANDERSSON Moa	Defender	Left	11 AUG 2000	24	1.62 / 5'4"
30	GORTZ Frida	Goalkeeper		16 SEP 1994	30	1.75 / 5'9"
44	CARLSSON Lisa	Defender	Left	3 JAN 1999	26	1.72 / 5'8"
47	NORDSTRAND Hanna	Forward	Right	19 SEP 2004	20	1.68 / 5'6"
86	HEDIN Lovisa	Goalkeeper		5 MAY 1998	27	1.73 / 5'8"
89	LUNDIN Ellen	Forward	Left	27 MAR 2005	20	1.74 / 5'9"

Team Officials

Head Coach: LUNDSTROM Linn

Legend:

(C) Captain



Team Roster

As of TUE 5 AUG 2025

THA - Thailand

Shirt Number	Name	Playing Position	Grip/Throw	Date of Birth	Age	Height m / ft in
1	THIPTHA Supasuta (C)	Goalkeeper		10 JUL 1999	26	1.60 / 5'3"
4	RANGROB Jeeranan	Defender	Right	19 JAN 2004	21	1.50 / 4'11"
8	JOHANSSON Nelly	Forward	Left	29 DEC 2000	24	1.62 / 5'4"
12	KITTINANTHAWAT Paiya	Forward	Right	15 APR 2003	22	1.51 / 4'11"
15	TORSTENSSON Cayenne	Defender	Left	20 JUN 2008	17	1.67 / 5'6"
16	BUNSUK Praphaphon	Defender	Right	10 SEP 1999	25	1.55 / 5'1"
17	KEBSOMRONG Rungrapa	Forward	Right	22 MAY 2004	21	1.58 / 5'2"
18	CARLBOM Alexandra	Defender	Left	9 AUG 2005	19	1.63 / 5'4"
22	WORAANU Kamonchanok	Forward	Left	15 NOV 2004	20	1.65 / 5'5"
28	MULLER Alexandra	Goalkeeper		5 AUG 2007	17	1.64 / 5'5"
31	PHUPHET Sasikarn	Forward	Right	31 OCT 2003	21	1.62 / 5'4"
37	BOONBUT Sirinan	Forward	Left	21 JAN 1986	39	1.61 / 5'3"
47	OLMATS Nathalie	Forward	Left	3 MAR 2007	18	1.65 / 5'5"
82	SORNNGAM Durnchai	Forward	Left	19 APR 2004	21	1.63 / 5'4"

Team Officials

Head Coach: KOH BOON HOCK Kenneth

Legend:
(C) Captain



Tournament Summary

As of WED 13 AUG 2025 at 19:06

Preliminary Round

Phase	Match No.	Teams	Start Time	Final	1st Period	2nd Period	3rd Period
Preliminary Round - Group A	1	THA - SWE	9:00	2 - 21	1 - 6	0 - 9	1 - 6
Preliminary Round - Group B	2	FIN - CAN	15:45	36 - 0	14 - 0	12 - 0	10 - 0
Preliminary Round - Group B	3	CZE - SGP	20:15	21 - 0	5 - 0	8 - 0	8 - 0
Preliminary Round - Group A	4	SUI - SVK	11:15	8 - 2	2 - 0	2 - 1	4 - 1
Preliminary Round - Group B	5	CZE - CAN	9:30	16 - 0	7 - 0	8 - 0	1 - 0
Preliminary Round - Group A	6	SUI - THA	15:00	19 - 1	9 - 0	4 - 1	6 - 0
Preliminary Round - Group B	7	SGP - FIN	19:30	0 - 20	0 - 5	0 - 11	0 - 4
Preliminary Round - Group A	8	SVK - THA	9:30	14 - 0	6 - 0	6 - 0	2 - 0
Preliminary Round - Group A	9	SWE - SUI	15:00	7 - 3	3 - 2	0 - 0	4 - 1
Preliminary Round - Group B	10	FIN - CZE	17:15	3 - 2	0 - 1	1 - 1	2 - 0
Preliminary Round - Group B	11	CAN - SGP	9:30	1 - 14	0 - 4	0 - 3	1 - 7
Preliminary Round - Group A	12	SWE - SVK	11:45	15 - 4	5 - 0	2 - 1	8 - 3

Group A						Matches				Goals			Class. Points
Rank		SWE	SUI	SVK	THA	Played	Won	Drawn	Lost	GDiff	For	Against	
1	SWE		7 - 3	15 - 4	21 - 2	3	3	0	0	34	43	9	6
2	SUI	3 - 7		8 - 2	19 - 1	3	2	0	1	20	30	10	4
3	SVK	4 - 15	2 - 8		14 - 0	3	1	0	2	-3	20	23	2
4	THA	2 - 21	1 - 19	0 - 14		3	0	0	3	-51	3	54	0

Group B						Matches				Goals			Class. Points
Rank		FIN	CZE	SGP	CAN	Played	Won	Drawn	Lost	GDiff	For	Against	
1	FIN		3 - 2	20 - 0	36 - 0	3	3	0	0	57	59	2	6
2	CZE	2 - 3		21 - 0	16 - 0	3	2	0	1	36	39	3	4
3	SGP	0 - 20	0 - 21		14 - 1	3	1	0	2	-28	14	42	2
4	CAN	0 - 36	0 - 16	1 - 14		3	0	0	3	-65	1	66	0

Final Round

Phase	Match No.	Teams	Start Time	Final	1st Period	2nd Period	3rd Period
Semifinal	13	SWE - CZE	10:30	3 - 1	1 - 1	1 - 0	1 - 0
Semifinal	14	FIN - SUI	16:30	5 - 1	1 - 0	2 - 0	2 - 1
7th Place Match	15	THA - CAN	13:00	7 - 4	2 - 1	2 - 2	3 - 1
5th Place Match	16	SVK - SGP	16:30	13 - 2	2 - 0	8 - 1	3 - 1
Bronze Medal Match	17	CZE - SUI	11:30	3 - 4	1 - 1	0 - 3	2 - 0
Gold Medal Match	18	SWE - FIN	17:45	2 - 3	0 - 0	2 - 1	0 - 2



Tournament Summary

As of WED 13 AUG 2025 at 19:06

Semifinals

Gold Medal Match

Final Ranking

SWE - 3

Match 13
11 AUG

CZE - 1

SWE - 2

Match 18
13 AUG

FIN - Gold

SWE - Silver

FIN - 5

Match 14
11 AUG

SUI - 1

FIN - 3

Bronze Medal Match

CZE - 3

Match 17
13 AUG

SUI - 4

SUI - Bronze

CZE - 4th

5th Place Match

SVK - 13

Match 16
12 AUG

SGP - 2

SVK - 5th

SGP - 6th

7th Place Match

THA - 7

Match 15
12 AUG

CAN - 4

THA - 7th

CAN - 8th

Legend:

Class.	Classification	ET	Extra Time	GDiff	Goal difference	No.	Number	PSO	Penalty Shootout
--------	----------------	----	------------	-------	-----------------	-----	--------	-----	------------------



Cumulative Statistics

CAN - Canada

After 4 games

Coach: VAN THIELEN Nicolas

Players		Pos.	MP	Total Shots		Ass.	Pts.	PIM
No.	Name			G/S	%			
1	HUDSON Ida	GK	4					
5	VAN THIELEN Elise	F	4	2/4	50.00		2	
6	ALFHEIM Sara	F	4	0/2	0.00			
7	POMEROY Sophie	F	4	1/6	16.67		1	
8	BLOMQVIST Emelie	D	4	0/1	0.00	1	1	
15	ADAM Evaleena	F	4					
18	BOURGAIZE Rylee	D	4					
21	PARKER Caelyn	D	4					
22	CROSTHWAITE Nicole	D	4	0/1	0.00			2
26	NISKANEN Emily	F	4	0/1	0.00	1	1	
27	LAEBLI Shirin	F	4	0/7	0.00	1	1	2
31	FIELD Amy	GK	4					
32	CROSTHWAITE Jessica	F	4	1/3	33.33		1	2
97	JEFFERIES Meghan	F	4	1/2	50.00		1	2
Totals				5/27	18.52	3	8	8

Goalkeepers		Pos.	MP	Total Saves		Total Time Played
No.	Name			S/S	%	
1	HUDSON Ida	GK	4	46/75	61.33	73:20
31	FIELD Amy	GK	4	68/112	60.71	105:07

Legend:									
%	Percentage	Ass.	Assists	G/S	Goals/Shots on Goal	MP	Matches Played	No.	Shirt Number
PIM	Penalty in Minutes	Pos.	Playing Position	Pts.	Points (Goals + Assists)			S/S	Saves/Shots on Goal



Cumulative Statistics

CZE - Czechia

After 5 games

Coach: PROCHAZKA Lukas

Players		Pos.	MP	Total Shots		Ass.	Pts.	PIM
No.	Name			G/S	%			
4	KUBECKOVA Michaela	F	5	2/6	33.33	3	5	4
6	FUCHSOVA Linda	F	5	3/14	21.43	2	5	
7	BRUCHACKOVA Anna	F	5	5/13	38.46	5	10	
9	JIRAKOVA Nela	D	5	3/14	21.43	4	7	4
11	KLUBALOVA Karolina	F	5	6/15	40.00	3	9	
13	MECHLOVA Michaela	D	5	5/12	41.67	1	6	
15	STANKOVA Sarka	D	5	4/13	30.77	4	8	2
18	LISKOVCOVA Karolina	D	5	2/7	28.57	1	3	
36	STEKEROVA Nikola	F	5	1/12	8.33	5	6	
37	CHRISTIANOVA Jana	GK	5					
71	PRILESKA Nikola	GK	5					
78	BACOVA Pavlina	F	5	3/7	42.86	4	7	
92	KEPRTOVA Vanessa Rebecca	F	5	7/21	33.33	6	13	4
93	STUJOVA Karolina	D	5	2/4	50.00	1	3	
Totals				43/138	31.16	39	82	14

Goalkeepers		Pos.	MP	Total Saves		Total Time Played
No.	Name			S/S	%	
37	CHRISTIANOVA Jana	GK	5	27/34	79.41	130:43
71	PRILESKA Nikola	GK	5	11/14	78.57	88:02

Legend:							
%	Percentage	Ass.	Assists	G/S	Goals/Shots on Goal	MP	Matches Played
PIM	Penalty in Minutes	Pos.	Playing Position	Pts.	Points (Goals + Assists)	No.	Shirt Number
						S/S	Saves/Shots on Goal



Cumulative Statistics

FIN - Finland

After 5 games

Coach: HARNESK Andreas

Players		Pos.	MP	Total Shots		Ass.	Pts.	PIM
No.	Name			G/S	%			
8	LAITILA Alma	D	5	0/2	0.00	6	6	
9	WESTERLUND Daniela	D	5	3/7	42.86	2	5	
10	HAMALAINEN Suvi	F	5	6/12	50.00	7	13	
16	VALTOLA Ulla	F	5	8/17	47.06	3	11	
17	MITTENTAG Sofia	F	5	7/20	35.00	5	12	
27	KAUPPI Oona	F	5	8/22	36.36	10	18	
28	KAUPPI Veera	F	5	15/38	39.47	7	22	
44	NORDLUND Milla	F	5	8/13	61.54	1	9	
61	PIETILA Emilia	D	5	2/4	50.00	4	6	
64	PITKAKANGAS Natalia	D	5	2/10	20.00	2	4	
71	SAARINEN Julia	GK	4					
80	KIPPILA My	D	5	0/3	0.00	5	5	
89	SAARIO Jenna	D	5	7/13	53.85	4	11	
98	MAARANEN Miia	GK	5					
Totals				67/162	41.36	56	123	

Goalkeepers		Pos.	MP	Total Saves		Total Time Played
No.	Name			S/S	%	
71	SAARINEN Julia	GK	4	6/6	100.00	44:59
98	MAARANEN Miia	GK	5	33/38	86.84	180:00

Legend:							
%	Percentage	Ass.	Assists	G/S	Goals/Shots on Goal	MP	Matches Played
PIM	Penalty in Minutes	Pos.	Playing Position	Pts.	Points (Goals + Assists)	No.	Shirt Number
						S/S	Saves/Shots on Goal



Cumulative Statistics

SGP - Singapore

After 4 games

Coach: TAN Yi Ru

Players		Pos.	MP	Total Shots		Ass.	Pts.	PIM
No.	Name			G/S	%			
3	YEO Xuan	D	4	2/6	33.33	1	3	
7	JEFFRI Nasha	F	4	1/7	14.29	3	4	
8	KHAIRUL ANUAR Siti Nurhaliza	F	4	3/10	30.00	2	5	
9	ONG Jerelee	F	4	1/5	20.00	1	2	
13	TAN Jazzy	F	4	3/6	50.00	1	4	
16	TAN Daphne	D	4	0/3	0.00			
19	S RALLI Nur Yuanna	F	4	2/6	33.33	1	3	2
26	FOO Wen Xin	D	4	0/2	0.00	2	2	
29	ONG Swee Ling	F	4	2/6	33.33		2	
36	YEO Shannon	D	4	0/3	0.00	1	1	
52	GOH Shermaine	GK	4					
66	LOK Michelle	D	4	1/6	16.67	1	2	
72	MOHAMED NOOR Shazana	GK	4					
73	LIM Jie Ying	D	4	1/6	16.67	1	2	
Totals				16/66	24.24	14	30	4

Goalkeepers		Pos.	MP	Total Saves		Total Time Played
No.	Name			S/S	%	
52	GOH Shermaine	GK	4	36/53	67.92	86:36
72	MOHAMED NOOR Shazana	GK	4	71/109	65.14	90:27

Legend:							
%	Percentage	Ass.	Assists	G/S	Goals/Shots on Goal	MP	Matches Played
PIM	Penalty in Minutes	Pos.	Playing Position	Pts.	Points (Goals + Assists)	No.	Shirt Number
						S/S	Saves/Shots on Goal



Cumulative Statistics

SUI - Switzerland

After 5 games

Coach: LUNDIN Oscar

Players		Pos.	MP	Total Shots		Ass.	Pts.	PIM
No.	Name			G/S	%			
1	TONDURY Ladina	GK	5					
3	RITTER Naja	D	5	0/3	0.00	1	1	
7	EDIZ Laila	F	5	2/8	25.00	2	4	
10	STETTLER Celine	D	5	3/12	25.00	4	7	
12	FITZI Seraina	F	5	5/15	33.33	4	9	2
15	BERGER Doris	D	5	3/9	33.33		3	
17	GERIG Isabelle	F	5	5/14	35.71	3	8	
19	REUSSER Norina	F	5	2/8	25.00	2	4	
27	METZGER Nina	F	5	5/8	62.50	1	6	
31	WICK Marcia	F	5	1/5	20.00	4	5	
37	LARSSON Linn	D	5	0/5	0.00	2	2	
84	WYSS Anja	F	5	9/17	52.94	3	12	
94	HEINI Lara	GK	5					
96	GREDIG Chiara	D	5	0/3	0.00	2	2	
Totals				35/107	32.71	28	63	2

Goalkeepers		Pos.	MP	Total Saves		Total Time Played
No.	Name			S/S	%	
1	TONDURY Ladina	GK	5	5/7	71.43	45:00
94	HEINI Lara	GK	5	37/53	69.81	174:53

Legend:							
%	Percentage	Ass.	Assists	G/S	Goals/Shots on Goal	MP	Matches Played
PIM	Penalty in Minutes	Pos.	Playing Position	Pts.	Points (Goals + Assists)	No.	Shirt Number
						S/S	Saves/Shots on Goal

Timing and Results provided by Tissot



Cumulative Statistics

SVK - Slovakia

After 4 games

Coach: JEDLICKA Michal

Players		Pos.	MP	Total Shots		Ass.	Pts.	PIM
No.	Name			G/S	%			
6	CHUPEKOVA Laura	F	4	6/14	42.86	2	8	
11	DRABEKOVA Nikol	F	4	4/21	19.05		4	
16	CERVENA Lenka	D	4	5/11	45.45	2	7	
17	KLAPITOVA Katarina	D	4	0/5	0.00	2	2	
24	PUDISOVA Linda	D	4	4/11	36.36	3	7	
26	TROSKOVA Jana	D	4	0/6	0.00	1	1	
27	MRAZOVA Zuzana	F	4	2/7	28.57	4	6	
30	HUDAKOVA Paulina	F	4	5/14	35.71	8	13	2
31	FARULOVA Pavlina	GK	4					
78	VENDZUROVA Hana	D	4	1/2	50.00	2	3	
81	GROSSOVA Klara	F	4	1/12	8.33		1	
84	FAKTOROVA Alexandra	F	4	3/10	30.00	3	6	
88	HUDAKOVA Kristina	F	4	2/4	50.00	2	4	
89	VELEKOVA Romana	GK	4					
Totals				33/117	28.21	29	62	2

Goalkeepers		Pos.	MP	Total Saves		Total Time Played
No.	Name			S/S	%	
31	FARULOVA Pavlina	GK	4	33/53	62.26	85:34
89	VELEKOVA Romana	GK	4	17/19	89.47	89:58

Legend:									
%	Percentage	Ass.	Assists	G/S	Goals/Shots on Goal	MP	Matches Played	No.	Shirt Number
PIM	Penalty in Minutes	Pos.	Playing Position	Pts.	Points (Goals + Assists)			S/S	Saves/Shots on Goal



Cumulative Statistics

SWE - Sweden

After 5 games

Coach: LUNDSTROM Linn

Players		Pos.	MP	Total Shots		Ass.	Pts.	PIM
No.	Name			G/S	%			
8	RASMUSSEN Ellen	F	5	5/13	38.46	3	8	4
11	VISTROM Maja	F	5	3/14	21.43	2	5	
13	JOHANSSON Wilma	F	5	11/22	50.00	11	22	
15	LINDGREN Matilda	D	5	1/5	20.00	1	2	
18	MARKSTROM Mira	D	5	9/23	39.13	5	14	
22	OGREN Nellie	F	5	1/6	16.67		1	2
24	SUNDBERG Ida	D	5	1/3	33.33	4	5	
26	WIBRON Emelie	F	5	3/11	27.27	5	8	
27	ANDERSSON Moa	D	5	4/8	50.00	3	7	2
30	GORTZ Frida	GK	5					
44	CARLSSON Lisa	D	5	2/6	33.33	2	4	
47	NORDSTRAND Hanna	F	5	6/13	46.15	5	11	
86	HEDIN Lovisa	GK	5					
89	LUNDIN Ellen	F	5	2/6	33.33	2	4	
Totals				48/131	36.64	43	91	8

Goalkeepers		Pos.	MP	Total Saves		Total Time Played
No.	Name			S/S	%	
30	GORTZ Frida	GK	5	17/23	73.91	90:00
86	HEDIN Lovisa	GK	5	41/48	85.42	131:12

Legend:							
%	Percentage	Ass.	Assists	G/S	Goals/Shots on Goal	MP	Matches Played
PIM	Penalty in Minutes	Pos.	Playing Position	Pts.	Points (Goals + Assists)	No.	Shirt Number
						S/S	Saves/Shots on Goal

Timing and Results provided by Tissot



Cumulative Statistics

THA - Thailand

After 4 games

Coach: KOH BOON HOCK Kenneth

Players		Pos.	MP	Total Shots		Ass.	Pts.	PIM
No.	Name			G/S	%			
1	THIPTHA Supasuta	GK	4					
4	RANGROB Jeeranan	D	4	0/2	0.00			
8	JOHANSSON Nelly	F	4	1/3	33.33	1	2	2
12	KITTINANTHAWAT Paiya	F	4	2/8	25.00	2	4	
15	TORSTENSSON Cayenne	D	4					
16	BUNSUK Praphaphon	D	4			1	1	
17	KEBSOMRONG Rungnapa	F	4	2/9	22.22	2	4	
18	CARLBOM Alexandra	D	4	2/4	50.00		2	4
22	WORAANU Kamonchanok	F	4	2/10	20.00	2	4	
28	MULLER Alexandra	GK	4					
31	PHUPHET Sasikarn	F	4	0/1	0.00			
37	BOONBUT Sirinan	F	4	1/5	20.00		1	
47	OLMATS Nathalie	F	4	0/1	0.00			
82	SORNGAM Durnchai	F	4					
Totals				10/43	23.26	8	18	6

Goalkeepers		Pos.	MP	Total Saves		Total Time Played
No.	Name			S/S	%	
1	THIPTHA Supasuta	GK	4	36/67	53.73	73:49
28	MULLER Alexandra	GK	4	49/75	65.33	105:59

Legend:									
%	Percentage	Ass.	Assists	G/S	Goals/Shots on Goal	MP	Matches Played	No.	Shirt Number
PIM	Penalty in Minutes	Pos.	Playing Position	Pts.	Points (Goals + Assists)			S/S	Saves/Shots on Goal



Medallists

GOLD	SILVER	BRONZE
FIN - Finland LAITILA Alma WESTERLUND Daniela HAMALAINEN Suvi VALTOLA Ulla MITTENTAG Sofia KAUPPI Oona KAUPPI Veera (C) NORDLUND Milla PIETILA Emilia PITKAKANGAS Natalia SAARINEN Julia KIPPILA My SAARIO Jenna MAARANEN Miia	SWE - Sweden RASMUSSEN Ellen VISTROM Maja JOHANSSON Wilma LINDGREN Matilda MARKSTROM Mira OGREN Nellie SUNDBERG Ida (C) WIBRON Emelie ANDERSSON Moa GORTZ Frida CARLSSON Lisa NORDSTRAND Hanna HEDIN Lovisa LUNDIN Ellen	SUI - Switzerland TONDURY Ladina RITTER Naja EDIZ Laila STETTLER Celine FITZI Seraina BERGER Doris GERIG Isabelle (C) REUSSER Norina METZGER Nina WICK Marcia LARSSON Linn WYSS Anja HEINI Lara GREDIG Chiara



TUE 12 AUG 2025
Start Time: 13:00

Start List

Match No: 15

THA - CAN

Referees:

HASSELBERG Erik (SUI) / FRIEMEL Christian (SUI)

THA - Thailand

No.	Name	Pos.	MP	Goals	Assists	Points	PIM
1	THIPTHA Supasuta (C)	GK	3				
28	MULLER Alexandra	GK	3				
4	RANGROB Jeeranan	D	3				
8	JOHANSSON Nelly	F	3				2
12	KITTINANTHAWAT Paiya	F	3		2	2	
15	TORSTENSSON Cayenne	D	3				
16	BUNSUK Praphaphon	D	3				
17	KEBSOMRONG Rungnapa	F	3	2		2	
18	CARLBOM Alexandra	D	3				2
22	WORAANU Kamonchanok	F	3	1		1	
31	PHUPHET Sasikarn	F	3				
37	BOONBUT Sirinan	F	3				
47	OLMATS Nathalie	F	3				
82	SORNGAM Durnchai	F	3				
Team Total				3	2	5	4

Head Coach: KOH BOON HOCK Kenneth

THA		
PR	SWE	2-21
PR	SUI	1-19
PR	SVK	0-14

CAN - Canada

No.	Name	Pos.	MP	Goals	Assists	Points	PIM
1	HUDSON Ida	GK	3				
31	FIELD Amy	GK	3				
5	VAN THIELEN Elise	F	3				
6	ALFHEIM Sara	F	3				
7	POMEROY Sophie	F	3				
8	BLOMQVIST Emelie	D	3				
15	ADAM Evaleena	F	3				
18	BOURGAIZE Rylee (C)	D	3				
21	PARKER Caelyn	D	3				
22	CROSTHWAITE Nicole	D	3				
26	NISKANEN Emily	F	3		1	1	
27	LAEBUBLI Shirin	F	3				2
32	CROSTHWAITE Jessica	F	3	1		1	2
97	JEFFERIES Meghan	F	3				
Team Total				1	1	2	4

Head Coach: VAN THIELEN Nicolas (BEL)

CAN		
PR	FIN	0-36
PR	CZE	0-16
PR	SGP	1-14

Legend:

(C) Captain D Defender F Forward GK Goalkeeper MP Matches Played
No. Shirt Number PIM Penalty in Minutes Pos. Playing Position PR Preliminary Round

Timing and Results provided by Tissot



Results

Match No: 15

THA 7 - 4 CAN
(2 - 1, 2 - 2, 3 - 1)

Referees:

HASSELBERG Erik (SUI) / FRIEMEL Christian (SUI)

THA - Thailand

No.	Name	Pos.	G/S	Ass.	Pts.	PIM
4	RANGROB Jeeranan	D	0/2			
8	JOHANSSON Nelly	F	1/1	1	2	
12	KITTINANTHAWAT Paiya	F	2/6		2	
15	TORSTENSSON Cayenne	D				
16	BUNSUK Praphaphon	D		1	1	
17	KEBSOMRONG Rungnapa	F	0/4	2	2	
18	CARLBOM Alexandra	D	2/3		2	2
22	WORAANU Kamonchanok	F	1/3	2	3	
31	PHUPHET Sasikarn	F	0/1			
37	BOONBUT Sirinan	F	1/3		1	
47	OLMATS Nathalie	F				
82	SORNNGAM Durnchai	F				
1	THIPTHASUPASUTA (C)	GK				
28	MULLER Alexandra	GK				
Totals			7/23	6	13	2

Head Coach: KOH BOON HOCK Kenneth

CAN - Canada

No.	Name	Pos.	G/S	Ass.	Pts.	PIM
5	VAN THIELEN Elise	F	2/2		2	
6	ALFHEIM Sara	F				
7	POMEROY Sophie	F	1/2		1	
8	BLOMQVIST Emelie	D	0/1	1	1	
15	ADAM Evaleena	F				
18	BOURGAIZE Rylee (C)	D				
21	PARKER Caelyn	D				
22	CROSTHWAITE Nicole	D				2
26	NISKANEN Emily	F	0/1			
27	LAEBUBLI Shirin	F	0/1	1	1	
32	CROSTHWAITE Jessica	F				
97	JEFFERIES Meghan	F	1/1		1	2
1	HUDSON Ida	GK				
31	FIELD Amy	GK				
Totals			4/8	2	6	4

Head Coach: VAN THIELEN Nicolas (BEL)

Goalkeepers	S/S	%	Time Played
1 THIPTHASUPASUTA			
28 MULLER Alexandra	4/8	50.00	44:48

Goalkeepers	S/S	%	Time Played
1 HUDSON Ida	2/5	40.00	13:27
31 FIELD Amy	14/18	77.78	30:00

Time	Action	THA - Thailand	Score	CAN - Canada
1st Period				
0:00		28 MULLER A Goalkeeper		31 FIELD A Goalkeeper
0:00				7 POMEROY S Assist: 27 LAEBUBLI S
1:48	Goal		0 - 1	
9:13	Goal	18 CARLBOM A Assist: 22 WORAANU K	1 - 1	
14:54	Goal	22 WORAANU K Assist: 16 BUNSUK P	2 - 1	
2nd Period				
0:00		28 MULLER A Goalkeeper		31 FIELD A Goalkeeper
0:00				5 van THIELEN E Assist: 8 BLOMQVIST E
2:17	Goal		2 - 2	
8:52	Goal	12 KITTINANTHAWAT P	3 - 2	
9:07	Goal	18 CARLBOM A Assist: 8 JOHANSSON N	4 - 2	
10:21	Goal		4 - 3	5 van THIELEN E
11:54	Penalty	18 CARLBOM A 2 minutes		
3rd Period				
0:00		28 MULLER A Goalkeeper		1 HUDSON I Goalkeeper
0:00				22 CROSTHWAITE N 2 minutes
6:10	Penalty			
6:54	Goal	37 BOONBUT S Assist: 17 KEBSOMRONG R	5 - 3	
8:20		28 MULLER A Goalkeeper out - Empty net		
8:32		28 MULLER A Goalkeeper in		
8:43	Penalty			97 JEFFERIES M 2 minutes
8:50	Goal	12 KITTINANTHAWAT P Assist: 17 KEBSOMRONG R	6 - 3	
11:51	Goal	8 JOHANSSON N Assist: 22 WORAANU K	7 - 3	
12:07				1 HUDSON I Goalkeeper out - Empty net
12:29				1 HUDSON I Goalkeeper in
12:37				1 HUDSON I Goalkeeper out - Empty net
13:13				1 HUDSON I Goalkeeper in
13:50				1 HUDSON I Goalkeeper out - Empty net
13:54	Goal		7 - 4	97 JEFFERIES M
13:54				1 HUDSON I Goalkeeper in
14:29				1 HUDSON I Goalkeeper out - Empty net

Timing and Results provided by Tissot



Results

Match No: 15

Legend:									
(C)	Captain	%	Efficiency	Ass.	Assists	D	Defender	F	Forward
G/S	Goals/Shots on Goal	GK	Goalkeeper	No.	Shirt Number	PIM	Penalty in Minutes	Pos.	Playing Position
PS	Penalty Shot	Pts.	Points	S/S	Saves/Shots on Goal				



Start List

Match No: 16

SVK - SGP

Referees:

FASSLER Josef (SUI) / SCHLAPFER Benjamin (SUI)

SVK - Slovakia

No.	Name	Pos.	MP	Goals	Assists	Points	PIM
31	FARULOVA Pavlina	GK	3				
89	VELEKOVA Romana	GK	3				
6	CHUPEKOVA Laura	F	3	2	2	4	
11	DRABKOVA Nikol	F	3	3		3	
16	CERVENA Lenka	D	3	5	2	7	
17	KLAPITOVA Katarina (C)	D	3				
24	PUDISOVA Linda	D	3	2	3	5	
26	TROSKOVA Jana	D	3		1	1	
27	MRAZOVA Zuzana	F	3	1	4	5	
30	HUDAKOVA Paulina	F	3	3	3	6	2
78	VENDZUROVA Hana	D	3	1		1	
81	GROSSOVA Klara	F	3				
84	FAKTOROVA Alexandra	F	3	2	1	3	
88	HUDAKOVA Kristina	F	3	1	1	2	
Team Total				20	17	37	2

Head Coach: JEDLICKA Michal (CZE)

SVK		
PR	SUI	2-8
PR	THA	14-0
PR	SWE	4-15

SGP - Singapore

No.	Name	Pos.	MP	Goals	Assists	Points	PIM
52	GOH Shermaine (C)	GK	3				
72	MOHAMED NOOR Shazana	GK	3				
3	YEO Xuan	D	3	2	1	3	
7	JEFFRI Nasha	F	3	1	1	2	
8	KHAIRUL ANUAR Siti Nurhaliza	F	3	1	2	3	
9	ONG Jerelee	F	3	1	1	2	
13	TAN Jazzy	F	3	3	1	4	
16	TAN Daphne	D	3				
19	S RALLI Nur Yuanna	F	3	2	1	3	2
26	FOO Wen Xin	D	3		2	2	
29	ONG Swee Ling	F	3	2		2	
36	YEO Shannon	D	3		1	1	
66	LOK Michelle	D	3	1	1	2	
73	LIM Jie Ying	D	3	1	1	2	
Team Total				14	12	26	4

Head Coach: TAN Yi Ru

SGP		
PR	CZE	0-21
PR	FIN	0-20
PR	CAN	14-1

Legend:

(C) Captain D Defender F Forward GK Goalkeeper MP Matches Played
No. Shirt Number PIM Penalty in Minutes Pos. Playing Position PR Preliminary Round



Results

Match No: 16

SVK 13 - 2 SGP
(2 - 0, 8 - 1, 3 - 1)

Referees:

FASSLER Josef (SUI) / SCHLAPFER Benjamin (SUI)

SVK - Slovakia

No.	Name	Pos.	G/S	Ass.	Pts.	PIM
6	CHUPEKOVA Laura	F	4/7		4	
11	DRABEKOVA Nikol	F	1/9		1	
16	CERVENA Lenka	D	0/3			
17	KLAPITOVA Katarina (C)	D	0/3	2	2	
24	PUDISOVA Linda	D	2/3		2	
26	TROSKOVA Jana	D	0/2			
27	MRAZOVA Zuzana	F	1/4		1	
30	HUDAKOVA Paulina	F	2/5	5	7	
78	VENDZUROVA Hana	D		2	2	
81	GROSSOVA Klara	F	1/6		1	
84	FAKTOROVA Alexandra	F	1/2	2	3	
88	HUDAKOVA Kristina	F	1/1	1	2	
31	FARULOVA Pavlina	GK				
89	VELEKOVA Romana	GK				
Totals			13/45	12	25	

Head Coach: JEDLICKA Michal (CZE)

SGP - Singapore

No.	Name	Pos.	G/S	Ass.	Pts.	PIM
3	YEO Xuan	D	0/1			
7	JEFFRI Nasha	F	0/3	2	2	
8	KHAIRUL ANUAR Siti Nurhaliza	F	2/3		2	
9	ONG Jerelee	F				
13	TAN Jazzy	F				
16	TAN Daphne	D				
19	S RALLI Nur Yuanna	F	0/2			
26	FOO Wen Xin	D				
29	ONG Swee Ling	F	0/1			
36	YEO Shannon	D				
66	LOK Michelle	D				
73	LIM Jie Ying	D	0/2			
52	GOH Shermaine (C)	GK				
72	MOHAMED NOOR Shazana	GK				
Totals			2/12	2	4	

Head Coach: TAN Yi Ru

Goalkeepers	S/S	%	Time Played
31 FARULOVA Pavlina			
89 VELEKOVA Romana	10/12	83.33	44:58

Goalkeepers	S/S	%	Time Played
52 GOH Shermaine			
72 MOHAMED NOOR Shazana	32/45	71.11	42:03

Time	Action	SVK - Slovakia	Score	SGP - Singapore
1st Period				
0:00		89 VELEKOVA R Goalkeeper		
0:00				72 MOHAMED NOOR S Goalkeeper
5:20	Goal	27 MRAZOVA Z Assist: 30 HUDAKOVA P	1 - 0	
8:59	Goal	24 PUDISOVA L Assist: 30 HUDAKOVA P	2 - 0	
2nd Period				
0:00		89 VELEKOVA R Goalkeeper		
0:00				72 MOHAMED NOOR S Goalkeeper
0:06	Goal	6 CHUPEKOVA L Assist: 30 HUDAKOVA P	3 - 0	
4:28	Goal	11 DRABEKOVA N Assist: 78 VENDZUROVA H	4 - 0	
5:05	Goal		4 - 1	8 KHAIRUL ANUAR SN Assist: 7 JEFFRI N
5:47	Goal	81 GROSSOVA K Assist: 88 HUDAKOVA K	5 - 1	
7:14	Goal	6 CHUPEKOVA L Assist: 84 FAKTOROVA A	6 - 1	
9:13	Goal	24 PUDISOVA L	7 - 1	
13:28	Goal	30 HUDAKOVA P Assist: 78 VENDZUROVA H	8 - 1	
13:39	Goal	88 HUDAKOVA K Assist: 17 KLAPITOVA K	9 - 1	
14:52		89 VELEKOVA R Goalkeeper out - Empty net		
14:54	Goal	6 CHUPEKOVA L Assist: 30 HUDAKOVA P	10 - 1	
14:54		89 VELEKOVA R Goalkeeper in		
3rd Period				
0:00		89 VELEKOVA R Goalkeeper		
0:00				72 MOHAMED NOOR S Goalkeeper
0:14				72 MOHAMED NOOR S Goalkeeper out - Empty net
0:35				72 MOHAMED NOOR S Goalkeeper in
2:03				72 MOHAMED NOOR S Goalkeeper out - Empty net
2:26				72 MOHAMED NOOR S Goalkeeper in
2:30				72 MOHAMED NOOR S Goalkeeper out - Empty net
2:50				72 MOHAMED NOOR S Goalkeeper in
5:17	Goal	6 CHUPEKOVA L Assist: 84 FAKTOROVA A	11 - 1	
5:52	Goal	84 FAKTOROVA A Assist: 30 HUDAKOVA P	12 - 1	
6:17				72 MOHAMED NOOR S Goalkeeper out - Empty net
6:48				72 MOHAMED NOOR S Goalkeeper in

Timing and Results provided by Tissot



Results

Match No: 16

Time	Action	SVK - Slovakia	Score	SGP - Singapore
10:35				72 MOHAMED NOOR S Goalkeeper out - Empty net
10:46				72 MOHAMED NOOR S Goalkeeper in
11:11				72 MOHAMED NOOR S Goalkeeper out - Empty net
11:23				72 MOHAMED NOOR S Goalkeeper in
12:51				72 MOHAMED NOOR S Goalkeeper out - Empty net
13:23				72 MOHAMED NOOR S Goalkeeper in
14:13	Goal	30 HUDAKOVA P Assist: 17 KLAPITOVA K	13 - 1	
14:22	Goal		13 - 2	8 KHAIRUL ANUAR SN Assist: 7 JEFFRI N
14:26				72 MOHAMED NOOR S Goalkeeper out - Empty net
14:42				72 MOHAMED NOOR S Goalkeeper in
14:49				72 MOHAMED NOOR S Goalkeeper out - Empty net

Legend:

(C)	Captain	%	Efficiency	Ass.	Assists	D	Defender	F	Forward
G/S	Goals/Shots on Goal	GK	Goalkeeper	No.	Shirt Number	PIM	Penalty in Minutes	Pos.	Playing Position
PS	Penalty Shot	Pts.	Points	S/S	Saves/Shots on Goal				



Start List

Match No: 17

CZE - SUI

Referees:

ELLIS Thomas (FIN) / SJOGREN Janne (FIN)

CZE - Czechia

No.	Name	Pos.	MP	Goals	Assists	Points	PIM
37	CHRISTIANOVA Jana	GK	4				
71	PRILESKA Nikola	GK	4				
4	KUBECKOVA Michaela (C)	F	4	2	3	5	4
6	FUCHSOVA Linda	F	4	3	2	5	
7	BRUCHACKOVA Anna	F	4	3	5	8	
9	JIRAKOVA Nela	D	4	3	4	7	2
11	KLUBALOVA Karolina	F	4	5	2	7	
13	MECHLOVA Michaela	D	4	5	1	6	
15	STANKOVA Sarka	D	4	4	3	7	
18	LISKOVCOVA Karolina	D	4	2	1	3	
36	STEKEROVA Nikola	F	4	1	5	6	
78	BACOVA Pavlina	F	4	3	4	7	
92	KEPRTOVA Vanessa Rebecca	F	4	7	6	13	4
93	STUJOVA Karolina	D	4	2	1	3	
Team Total				40	37	77	10

Head Coach: PROCHAZKA Lukas

CZE		
PR	SGP	21-0
PR	CAN	16-0
PR	FIN	2-3
SF	SWE	1-3

SUI - Switzerland

No.	Name	Pos.	MP	Goals	Assists	Points	PIM
1	TONDURY Ladina	GK	4				
94	HEINI Lara	GK	4				
3	RITTER Naja	D	4		1	1	
7	EDIZ Laila	F	4	2	2	4	
10	STETTLER Celine	D	4	3	4	7	
12	FITZI Seraina	F	4	5	4	9	2
15	BERGER Doris	D	4	2		2	
17	GERIG Isabelle (C)	F	4	4	2	6	
19	REUSSER Norina	F	4	2	2	4	
27	METZGER Nina	F	4	4	1	5	
31	WICK Marcia	F	4		4	4	
37	LARSSON Linn	D	4		2	2	
84	WYSS Anja	F	4	9	2	11	
96	GREDIG Chiara	D	4		2	2	
Team Total				31	26	57	2

Head Coach: LUNDIN Oscar (SWE)

SUI		
PR	SVK	8-2
PR	THA	19-1
PR	SWE	3-7
SF	FIN	1-5

Legend:

(C)	Captain	D	Defender	F	Forward	GK	Goalkeeper	MP	Matches Played
No.	Shirt Number	PIM	Penalty in Minutes	Pos.	Playing Position	PR	Preliminary Round	SF	Semifinal



Results

Match No: 17

CZE 3 - 4 SUI

(1 - 1, 0 - 3, 2 - 0)

Referees:

ELLIS Thomas (FIN) / SJOGREN Janne (FIN)

CZE - Czechia

No.	Name	Pos.	G/S	Ass.	Pts.	PIM
4	KUBECKOVA Michaela (C)	F	0/1			
6	FUCHSOVA Linda	F	0/1			
7	BRUCHACKOVA Anna	F	2/4		2	
9	JIRAKOVA Nela	D				2
11	KLUBALOVA Karolina	F	1/2	1	2	
13	MECHLOVA Michaela	D				
15	STANKOVA Sarka	D	0/1	1	1	2
18	LISKOVCOVA Karolina	D	0/2			
36	STEKEROVA Nikola	F	0/2			
78	BACOVA Pavlina	F	0/1			
92	KEPRTOVA Vanessa Rebecca	F	0/1			
93	STUJOVA Karolina	D				
37	CHRISTIANOVA Jana	GK				
71	PRILESKA Nikola	GK				
Totals			3/15	2	5	4

Head Coach: PROCHAZKA Lukas

SUI - Switzerland

No.	Name	Pos.	G/S	Ass.	Pts.	PIM
3	RITTER Naja	D				
7	EDIZ Laila	F	0/1			
10	STETTLER Celine	D	0/2			
12	FITZI Seraina	F	0/1			
15	BERGER Doris	D	1/2		1	
17	GERIG Isabelle (C)	F	1/2	1	2	
19	REUSSER Norina	F				
27	METZGER Nina	F	1/1		1	
31	WICK Marcia	F	1/1		1	
37	LARSSON Linn	D	0/2			
84	WYSS Anja	F	0/2	1	1	
96	GREDIG Chiara	D	0/1			
1	TONDURY Ladina	GK				
94	HEINI Lara	GK				
Totals			4/15	2	6	

Head Coach: LUNDIN Oscar (SWE)

Goalkeepers	S/S	%	Time Played
37 CHRISTIANOVA Jana	11/15	73.33	42:14
71 PRILESKA Nikola			

Goalkeepers	S/S	%	Time Played
1 TONDURY Ladina			
94 HEINI Lara	12/15	80.00	44:59

Time	Action	CZE - Czechia	Score	SUI - Switzerland
1st Period				
0:00		37 CHRISTIANOVA J Goalkeeper		
0:00				94 HEINI L Goalkeeper
1:51	Goal		0 - 1	17 GERIG I
2:20	Goal	7 BRUCHACKOVA A Assist: 11 KLUBALOVA K	1 - 1	
2nd Period				
0:00		37 CHRISTIANOVA J Goalkeeper		
0:00				94 HEINI L Goalkeeper
3:17				94 HEINI L Goalkeeper out - Empty net
3:18				94 HEINI L Goalkeeper in
3:18	Penalty	15 STANKOVA S 2 minutes		
7:39	Goal		1 - 2	15 BERGER D
12:28	Goal		1 - 3	31 WICK M Assist: 84 WYSS A
14:29	Goal		1 - 4	27 METZGER N Assist: 17 GERIG I
3rd Period				
0:00		37 CHRISTIANOVA J Goalkeeper		
0:00				94 HEINI L Goalkeeper
4:58				94 HEINI L Goalkeeper out - Empty net
4:58	Penalty	9 JIRAKOVA N 2 minutes		
4:58				94 HEINI L Goalkeeper in
5:32	Goal	7 BRUCHACKOVA A	2 - 4	
11:56		37 CHRISTIANOVA J Goalkeeper out - Empty net		
12:32		37 CHRISTIANOVA J Goalkeeper in		
12:50		37 CHRISTIANOVA J Goalkeeper out - Empty net		
14:37	Goal	11 KLUBALOVA K Assist: 15 STANKOVA S	3 - 4	

Legend:									
(C)	Captain	%	Efficiency	Ass.	Assists	D	Defender	F	Forward
G/S	Goals/Shots on Goal	GK	Goalkeeper	No.	Shirt Number	PIM	Penalty in Minutes	Pos.	Playing Position
PS	Penalty Shot	Pts.	Points	S/S	Saves/Shots on Goal				



WED 13 AUG 2025
Start Time: 17:45

Start List

Match No: 18

SWE - FIN

Referees:

HASSELBERG Erik (SUI) / FRIEMEL Christian (SUI)

SWE - Sweden

No.	Name	Pos.	MP	Goals	Assists	Points	PIM
30	GORTZ Frida	GK	4				
86	HEDIN Lovisa	GK	4				
8	RASMUSSEN Ellen	F	4	5	2	7	4
11	VISTROM Maja	F	4	3	2	5	
13	JOHANSSON Wilma	F	4	11	11	22	
15	LINDGREN Matilda	D	4	1	1	2	
18	MARKSTROM Mira	D	4	9	5	14	
22	OGREN Nellie	F	4	1		1	2
24	SUNDBERG Ida (C)	D	4	1	4	5	
26	WIBRON Emelie	F	4	3	5	8	
27	ANDERSSON Moa	D	4	4	3	7	2
44	CARLSSON Lisa	D	4	2	2	4	
47	NORDSTRAND Hanna	F	4	4	5	9	
89	LUNDIN Ellen	F	4	2	2	4	
Team Total				46	42	88	8

Head Coach: LUNDSTROM Linn

SWE		
PR	THA	21-2
PR	SUI	7-3
PR	SVK	15-4
SF	CZE	3-1

FIN - Finland

No.	Name	Pos.	MP	Goals	Assists	Points	PIM
71	SAARINEN Julia	GK	3				
98	MAARANEN Miia	GK	4				
8	LAITILA Alma	D	4		6	6	
9	WESTERLUND Daniela	D	4	3	2	5	
10	HAMALAINEN Suvi	F	4	6	7	13	
16	VALTOLA Ulla	F	4	8	2	10	
17	MITTENTAG Sofia	F	4	7	5	12	
27	KAUPPI Oona	F	4	8	9	17	
28	KAUPPI Veera (C)	F	4	14	7	21	
44	NORDLUND Milla	F	4	7	1	8	
61	PIETILA Emilia	D	4	1	4	5	
64	PITKAKANGAS Natalia	D	4	2	2	4	
80	KIPPILA My	D	4		5	5	
89	SAARIO Jenna	D	4	7	3	10	
Team Total				64	53	117	

Head Coach: HARNESK Andreas (SWE)

FIN		
PR	CAN	36-0
PR	SGP	20-0
PR	CZE	3-2
SF	SUI	5-1

Legend:

(C)	Captain	D	Defender	F	Forward	GK	Goalkeeper	MP	Matches Played
No.	Shirt Number	PIM	Penalty in Minutes	Pos.	Playing Position	PR	Preliminary Round	SF	Semifinal

Timing and Results provided by Tissot

FLRWTEAM6-----FNL-000100--_51 v1.0

Report Created TUE 12 AUG 2025 20:48

Page 1 / 1



WED 13 AUG 2025
Start Time: 17:45

Results

Match No: 18

SWE 2 - 3 FIN
(0 - 0, 2 - 1, 0 - 2)

Referees:

HASSELBERG Erik (SUI) / FRIEMEL Christian (SUI)

SWE - Sweden

No.	Name	Pos.	G/S	Ass.	Pts.	PIM
8	RASMUSSEN Ellen	F	0/2	1	1	
11	VISTROM Maja	F	0/1			
13	JOHANSSON Wilma	F	0/2			
15	LINDGREN Matilda	D	0/1			
18	MARKSTROM Mira	D				
22	OGREN Nellie	F	0/1			
24	SUNDBERG Ida (C)	D				
26	WIBRON Emelie	F	0/1			
27	ANDERSSON Moa	D	0/2			
44	CARLSSON Lisa	D				
47	NORDSTRAND Hanna	F	2/5		2	
89	LUNDIN Ellen	F				
30	GORTZ Frida	GK				
86	HEDIN Lovisa	GK				
Totals			2/16	1	3	
Head Coach: LUNDSTROM Linn						

FIN - Finland

No.	Name	Pos.	G/S	Ass.	Pts.	PIM
8	LAITILA Alma	D	0/1			
9	WESTERLUND Daniela	D				
10	HAMALAINEN Suvi	F				
16	VALTOLA Ulla	F		1	1	
17	MITTENTAG Sofia	F	0/2			
27	KAUPPI Oona	F	0/2	1	1	
28	KAUPPI Veera (C)	F	1/3		1	
44	NORDLUND Milla	F	1/4		1	
61	PIETILA Emilia	D	1/1		1	
64	PITKAKANGAS Natalia	D	0/3			
80	KIPPILA My	D				
89	SAARIO Jenna	D		1	1	
71	SAARINEN Julia	GK				
98	MAARANEN Miia	GK				
Totals			3/16	3	6	
Head Coach: HARNESK Andreas (SWE)						

Goalkeepers		S/S	%	Time Played
30	GORTZ Frida			
86	HEDIN Lovisa	13/16	81.25	42:33

Goalkeepers		S/S	%	Time Played
71	SAARINEN Julia			
98	MAARANEN Miia	14/16	87.50	45:00

Time	Action	SWE - Sweden	Score	FIN - Finland
1st Period				
0:00		86 HEDIN L Goalkeeper		
0:00				98 MAARANEN M Goalkeeper
2nd Period				
0:00		86 HEDIN L Goalkeeper		
0:00				98 MAARANEN M Goalkeeper
6:25	Goal	47 NORDSTRAND H Assist: 8 RASMUSSEN E	1 - 0	
10:22	Goal	47 NORDSTRAND H	2 - 0	
14:48	Goal		2 - 1	44 NORDLUND M Assist: 89 SAARIO J
3rd Period				
0:00		86 HEDIN L Goalkeeper		
0:00				98 MAARANEN M Goalkeeper
5:35	Goal		2 - 2	61 PIETILA E Assist: 16 VALTOLA U
5:48	Goal		2 - 3	28 KAUPPI V Assist: 27 KAUPPI O
12:29		86 HEDIN L Goalkeeper out - Empty net		
13:22		86 HEDIN L Goalkeeper in		
13:26		86 HEDIN L Goalkeeper out - Empty net		

Legend:

(C)	Captain	%	Efficiency	Ass.	Assists	D	Defender	F	Forward
G/S	Goals/Shots on Goal	GK	Goalkeeper	No.	Shirt Number	PIM	Penalty in Minutes	Pos.	Playing Position
PS	Penalty Shot	Pts.	Points	S/S	Saves/Shots on Goal				

Timing and Results provided by Tissot



Start List

Match No: 13

SWE - CZE

Referees:

HASSELBERG Erik (SUI) / FRIEMEL Christian (SUI)

SWE - Sweden

No.	Name	Pos.	MP	Goals	Assists	Points	PIM
30	GORTZ Frida	GK	3				
86	HEDIN Lovisa	GK	3				
8	RASMUSSEN Ellen	F	3	5	1	6	2
11	VISTROM Maja	F	3	2	2	4	
13	JOHANSSON Wilma	F	3	11	9	20	
15	LINDGREN Matilda	D	3	1	1	2	
18	MARKSTROM Mira	D	3	8	5	13	
22	OGREN Nellie	F	3	1		1	2
24	SUNDBERG Ida (C)	D	3		4	4	
26	WIBRON Emelie	F	3	3	5	8	
27	ANDERSSON Moa	D	3	4	3	7	2
44	CARLSSON Lisa	D	3	2	2	4	
47	NORDSTRAND Hanna	F	3	4	5	9	
89	LUNDIN Ellen	F	3	2	2	4	
Team Total				43	39	82	6

Head Coach: LUNDSTROM Linn

SWE		
PR	THA	21-2
PR	SUI	7-3
PR	SVK	15-4

CZE - Czechia

No.	Name	Pos.	MP	Goals	Assists	Points	PIM
37	CHRISTIANOVA Jana	GK	3				
71	PRILESKA Nikola	GK	3				
4	KUBECKOVA Michaela (C)	F	3	2	3	5	
6	FUCHSOVA Linda	F	3	3	2	5	
7	BRUCHACKOVA Anna	F	3	3	5	8	
9	JIRAKOVA Nela	D	3	3	4	7	2
11	KLUBALOVA Karolina	F	3	5	2	7	
13	MECHLOVA Michaela	D	3	5	1	6	
15	STANKOVA Sarka	D	3	4	3	7	
18	LISKOVCOVA Karolina	D	3	1	1	2	
36	STEKEROVA Nikola	F	3	1	5	6	
78	BACOVA Pavlina	F	3	3	4	7	
92	KEPRTOVA Vanessa Rebecca	F	3	7	5	12	2
93	STUJOVA Karolina	D	3	2	1	3	
Team Total				39	36	75	4

Head Coach: PROCHAZKA Lukas

CZE		
PR	SGP	21-0
PR	CAN	16-0
PR	FIN	2-3

Legend:

(C) Captain D Defender F Forward GK Goalkeeper MP Matches Played
No. Shirt Number PIM Penalty in Minutes Pos. Playing Position PR Preliminary Round



Results

Match No: 13

SWE 3 - 1 CZE
(1 - 1, 1 - 0, 1 - 0)

Referees:

HASSELBERG Erik (SUI) / FRIEMEL Christian (SUI)

SWE - Sweden

No.	Name	Pos.	G/S	Ass.	Pts.	PIM
8	RASMUSSEN Ellen	F	0/2	1	1	2
11	VISTROM Maja	F	1/5		1	
13	JOHANSSON Wilma	F	0/2	2	2	
15	LINDGREN Matilda	D				
18	MARKSTROM Mira	D	1/5		1	
22	OGREN Nellie	F				
24	SUNDBERG Ida (C)	D	1/1		1	
26	WIBRON Emelie	F	0/2			
27	ANDERSSON Moa	D				
44	CARLSSON Lisa	D				
47	NORDSTRAND Hanna	F	0/1			
89	LUNDIN Ellen	F				
30	GORTZ Frida	GK				
86	HEDIN Lovisa	GK				
Totals			3/18	3	6	2

Head Coach: LUNDSTROM Linn

CZE - Czechia

No.	Name	Pos.	G/S	Ass.	Pts.	PIM
4	KUBECKOVA Michaela (C)	F				4
6	FUCHSOVA Linda	F	0/1			
7	BRUCHACKOVA Anna	F	0/1			
9	JIRAKOVA Nela	D	0/2			
11	KLUBALOVA Karolina	F	0/4			
13	MECHLOVA Michaela	D	0/1			
15	STANKOVA Sarka	D	0/1			
18	LISKOVCOVA Karolina	D	1/1		1	
36	STEKEROVA Nikola	F	0/1			
78	BACOVA Pavlina	F	0/1			
92	KEPRTOVA Vanessa Rebecca	F	0/1	1	1	2
93	STUJOVA Karolina	D	0/1			
37	CHRISTIANOVA Jana	GK				
71	PRILESKA Nikola	GK				
Totals			1/15	1	2	6

Head Coach: PROCHAZKA Lukas

Goalkeepers	S/S	%	Time Played
30 GORTZ Frida			
86 HEDIN Lovisa	14/15	93.33	43:39

Goalkeepers	S/S	%	Time Played
37 CHRISTIANOVA Jana	15/18	83.33	43:29
71 PRILESKA Nikola			

Time	Action	SWE - Sweden	Score	CZE - Czechia
1st Period				
0:00		86 HEDIN L Goalkeeper		
0:00				37 CHRISTIANOVA J Goalkeeper
3:21	Goal	24 SUNDBERG I Assist: 13 JOHANSSON W	1 - 0	
3:46	Goal		1 - 1	18 LISKOVCOVA K Assist: 92 KEPRTOVA VR
2nd Period				
0:00		86 HEDIN L Goalkeeper		
0:00				37 CHRISTIANOVA J Goalkeeper
11:15	Goal	11 VISTROM M Assist: 13 JOHANSSON W	2 - 1	
13:15		86 HEDIN L Goalkeeper out - Empty net		
14:36		86 HEDIN L Goalkeeper in		
14:36	Penalty			92 KEPRTOVA VR 2 minutes
3rd Period				
0:00		86 HEDIN L Goalkeeper		
0:00				37 CHRISTIANOVA J Goalkeeper
5:00	Penalty			4 KUBECKOVA M 2+2 minutes
5:23	Goal	18 MARKSTROM M Assist: 8 RASMUSSEN E	3 - 1	
10:54	Penalty	8 RASMUSSEN E 2 minutes		
12:39				37 CHRISTIANOVA J Goalkeeper out - Empty net
12:50				37 CHRISTIANOVA J Goalkeeper in
13:02				37 CHRISTIANOVA J Goalkeeper out - Empty net
13:24				37 CHRISTIANOVA J Goalkeeper in
13:48				37 CHRISTIANOVA J Goalkeeper out - Empty net
14:28				37 CHRISTIANOVA J Goalkeeper in
14:42				37 CHRISTIANOVA J Goalkeeper out - Empty net

Legend:

(C)	Captain	%	Efficiency	Ass.	Assists	D	Defender	F	Forward
G/S	Goals/Shots on Goal	GK	Goalkeeper	No.	Shirt Number	PIM	Penalty in Minutes	Pos.	Playing Position
PS	Penalty Shot	Pts.	Points	S/S	Saves/Shots on Goal				

Timing and Results provided by Tissot



Start List

Match No: 14

FIN - SUI

Referees:

BOSTROM Glenn (SWE) / SODERMAN Hakan (SWE)

FIN - Finland

No.	Name	Pos.	MP	Goals	Assists	Points	PIM
71	SAARINEN Julia	GK	2				
98	MAARANEN Miia	GK	3				
8	LAITILA Alma	D	3		4	4	
9	WESTERLUND Daniela	D	3	3	1	4	
10	HAMALAINEN Suvi	F	3	6	7	13	
16	VALTOLA Ulla	F	3	8	2	10	
17	MITTENTAG Sofia	F	3	6	5	11	
27	KAUPPI Oona	F	3	6	9	15	
28	KAUPPI Veera (C)	F	3	13	7	20	
44	NORDLUND Milla	F	3	7	1	8	
61	PIETILA Emilia	D	3	1	3	4	
64	PITKAKANGAS Natalia	D	3	2	2	4	
80	KIPPILA My	D	3		5	5	
89	SAARIO Jenna	D	3	6	3	9	
Team Total				59	49	108	

Head Coach: HARNESK Andreas (SWE)

FIN		
PR	CAN	36-0
PR	SGP	20-0
PR	CZE	3-2

SUI - Switzerland

No.	Name	Pos.	MP	Goals	Assists	Points	PIM
1	TONDURY Ladina	GK	3				
94	HEINI Lara	GK	3				
3	RITTER Naja	D	3		1	1	
7	EDIZ Laila	F	3	2	2	4	
10	STETTLER Celine	D	3	3	4	7	
12	FITZI Seraina	F	3	5	3	8	
15	BERGER Doris	D	3	2		2	
17	GERIG Isabelle (C)	F	3	4	2	6	
19	REUSSER Norina	F	3	2	2	4	
27	METZGER Nina	F	3	4	1	5	
31	WICK Marcia	F	3		4	4	
37	LARSSON Linn	D	3		2	2	
84	WYSS Anja	F	3	8	2	10	
96	GREDIG Chiara	D	3		2	2	
Team Total				30	25	55	

Head Coach: LUNDIN Oscar (SWE)

SUI		
PR	SVK	8-2
PR	THA	19-1
PR	SWE	3-7

Legend:

(C) Captain D Defender F Forward GK Goalkeeper MP Matches Played
No. Shirt Number PIM Penalty in Minutes Pos. Playing Position PR Preliminary Round



Results

Match No: 14

FIN 5 - 1 SUI
(1 - 0, 2 - 0, 2 - 1)

Referees:

BOSTROM Glenn (SWE) / SODERMAN Hakan (SWE)

FIN - Finland

No.	Name	Pos.	G/S	Ass.	Pts.	PIM
8	LAITILA Alma	D		2	2	
9	WESTERLUND Daniela	D	0/1	1	1	
10	HAMALAINEN Suvi	F	0/1			
16	VALTOLA Ulla	F	0/1			
17	MITTENTAG Sofia	F	1/1		1	
27	KAUPPI Oona	F	2/2		2	
28	KAUPPI Veera (C)	F	1/4		1	
44	NORDLUND Milla	F				
61	PIETILA Emilia	D		1	1	
64	PITKAKANGAS Natalia	D	0/1			
80	KIPPILA My	D				
89	SAARIO Jenna	D	1/1		1	
71	SAARINEN Julia	GK				
98	MAARANEN Miia	GK				
Totals			5/12	4	9	

Head Coach: HARNESK Andreas (SWE)

SUI - Switzerland

No.	Name	Pos.	G/S	Ass.	Pts.	PIM
3	RITTER Naja	D				
7	EDIZ Laila	F				
10	STETTLER Celine	D				
12	FITZI Seraina	F	0/2	1	1	2
15	BERGER Doris	D	0/1			
17	GERIG Isabelle (C)	F				
19	REUSSER Norina	F	0/2			
27	METZGER Nina	F				
31	WICK Marcia	F	0/1			
37	LARSSON Linn	D				
84	WYSS Anja	F	1/2		1	
96	GREDIG Chiara	D	0/1			
1	TONDURY Ladina	GK				
94	HEINI Lara	GK				
Totals			1/9	1	2	2

Head Coach: LUNDIN Oscar (SWE)

Goalkeepers	S/S	%	Time Played
71 SAARINEN Julia			
98 MAARANEN Miia	8/9	88.89	45:00

Goalkeepers	S/S	%	Time Played
1 TONDURY Ladina			
94 HEINI Lara	7/11	63.64	41:05

Time	Action	FIN - Finland	Score	SUI - Switzerland
1st Period				
0:00		98 MAARANEN M Goalkeeper		
0:00				94 HEINI L Goalkeeper
13:07	Goal	28 KAUPPI V Assist: 8 LAITILA A	1 - 0	
2nd Period				
0:00		98 MAARANEN M Goalkeeper		
0:00				94 HEINI L Goalkeeper
5:44	Goal	27 KAUPPI O Assist: 9 WESTERLUND D	2 - 0	
14:44	Goal	27 KAUPPI O Assist: 8 LAITILA A	3 - 0	
3rd Period				
0:00		98 MAARANEN M Goalkeeper		
0:00				94 HEINI L Goalkeeper
3:41	Goal	89 SAARIO J Assist: 61 PIETILA E	4 - 0	
5:10	Penalty			12 FITZI S 2 minutes
7:35				94 HEINI L Goalkeeper out - Empty net
7:54				94 HEINI L Goalkeeper in
8:10				94 HEINI L Goalkeeper out - Empty net
9:02	Goal	17 MITTENTAG S	5 - 0	
9:02				94 HEINI L Goalkeeper in
9:07				94 HEINI L Goalkeeper out - Empty net
9:24				94 HEINI L Goalkeeper in
10:11				94 HEINI L Goalkeeper out - Empty net
10:30				94 HEINI L Goalkeeper in
11:22				94 HEINI L Goalkeeper out - Empty net
12:05				94 HEINI L Goalkeeper in
12:16				94 HEINI L Goalkeeper out - Empty net
12:49				94 HEINI L Goalkeeper in
13:17				94 HEINI L Goalkeeper out - Empty net
14:05	Goal		5 - 1	84 WYSS A Assist: 12 FITZI S
14:09				94 HEINI L Goalkeeper in



Results

Match No: 14

Legend:									
(C)	Captain	%	Efficiency	Ass.	Assists	D	Defender	F	Forward
G/S	Goals/Shots on Goal	GK	Goalkeeper	No.	Shirt Number	PIM	Penalty in Minutes	Pos.	Playing Position
PS	Penalty Shot	Pts.	Points	S/S	Saves/Shots on Goal				



WED 6 AUG 2025
Start Time: 15:45

Preliminary Round - Group B

Start List

Match No: 2

FIN - CAN

Referees:

KOSTINEK Tomas (CZE) / REICHELT Martin (CZE)

FIN - Finland

No.	Name	Pos.	MP	Goals	Assists	Points	PIM
71	SAARINEN Julia	GK					
97	MAARANEN Miia	GK					
8	LAITILA Alma	D					
9	WESTERLUND Daniela	D					
10	HAMALAINEN Suvi	F					
16	VALTOLA Ulla	F					
17	MITTENTAG Sofia	F					
27	KAUPPI Oona	F					
28	KAUPPI Veera (C)	F					
44	NORDLUND Milla	F					
61	PIETILA Emilia	D					
64	PITKAKANGAS Natalia	D					
80	KIPPILA My	D					
89	SAARIO Jenna	D					
Team Total							
Head Coach: HARNESK Andreas (SWE)							

FIN		
PR	CAN	6 AUG
PR	SGP	8 AUG
PR	CZE	9 AUG

CAN - Canada

No.	Name	Pos.	MP	Goals	Assists	Points	PIM
1	HUDSON Ida	GK					
31	FIELD Amy	GK					
5	VAN THIELEN Elise	F					
6	ALFHEIM Sara	F					
7	POMEROY Sophie	F					
8	BLOMQVIST Emelie	D					
15	ADAM Evaleena	F					
18	BOURGAIZE Rylee (C)	D					
21	PARKER Caelyn	D					
22	CROSTHWAITE Nicole	D					
26	NISKANEN Emily	F					
27	LAEBLI Shirin	F					
32	CROSTHWAITE Jessica	F					
97	JEFFERIES Meghan	F					
Team Total							
Head Coach: VAN THIELEN Nicolas (BEL)							

CAN		
PR	FIN	6 AUG
PR	CZE	8 AUG
PR	SGP	10 AUG

Legend:

(C)	Captain	D	Defender	F	Forward	GK	Goalkeeper	MP	Matches Played
No.	Shirt Number	PIM	Penalty in Minutes	Pos.	Playing Position	PR	Preliminary Round		

Timing and Results provided by Tissot



Results

Match No: 2

FIN 36 - 0 CAN
(14 - 0, 12 - 0, 10 - 0)

Referees:

KOSTINEK Tomas (CZE) / REICHELT Martin (CZE)

FIN - Finland

No.	Name	Pos.	G/S	Ass.	Pts.	PIM
8	LAITILA Alma	D		3	3	
9	WESTERLUND Daniela	D	1/1	1	2	
10	HAMALAINEN Suvi	F	3/4	5	8	
16	VALTOLA Ulla	F	5/8	1	6	
17	MITTENTAG Sofia	F	5/11	4	9	
27	KAUPPI Oona	F	4/9	5	9	
28	KAUPPI Veera (C)	F	8/21	5	13	
44	NORDLUND Milla	F	3/3	1	4	
61	PIETILA Emilia	D	1/1	2	3	
64	PITKAKANGAS Natalia	D	2/3	2	4	
80	KIPPILA My	D	0/1	2	2	
89	SAARIO Jenna	D	4/9	2	6	
71	SAARINEN Julia	GK				
97	MAARANEN Miia	GK				
Totals			36/71	33	69	

Head Coach: HARNESK Andreas (SWE)

CAN - Canada

No.	Name	Pos.	G/S	Ass.	Pts.	PIM
5	VAN THIELEN Elise	F	0/2			
6	ALFHEIM Sara	F	0/1			
7	POMEROY Sophie	F	0/1			
8	BLOMQVIST Emelie	D				
15	ADAM Evaleena	F				
18	BOURGAIZE Rylee (C)	D				
21	PARKER Caelyn	D				
22	CROSTHWAITE Nicole	D				
26	NISKANEN Emily	F				
27	LAEBLI Shirin	F	0/1			2
32	CROSTHWAITE Jessica	F	0/1			
97	JEFFERIES Meghan	F				
1	HUDSON Ida	GK				
31	FIELD Amy	GK				
Totals			0/6			2

Head Coach: VAN THIELEN Nicolas (BEL)

Goalkeepers	S/S	%	Time Played
71 SAARINEN Julia	6/6	100.00	44:59
97 MAARANEN Miia			

Goalkeepers	S/S	%	Time Played
1 HUDSON Ida	18/36	50.00	22:43
31 FIELD Amy	17/35	48.57	22:17

Time	Action	FIN - Finland	Score	CAN - Canada
1st Period				
0:00		71 SAARINEN J Goalkeeper		
0:00				1 HUDSON I Goalkeeper
1:04	PS	16 VALTOLA U Penalty Goal	1 - 0	
1:18	Goal	28 KAUPPI V Assist: 27 KAUPPI O	2 - 0	
1:51	Goal	28 KAUPPI V Assist: 27 KAUPPI O	3 - 0	
2:41	Goal	17 MITTENTAG S Assist: 89 SAARIO J	4 - 0	
4:06	Goal	17 MITTENTAG S Assist: 80 KIPPILA M	5 - 0	
5:23	Goal	28 KAUPPI V Assist: 27 KAUPPI O	6 - 0	
7:18	Goal	27 KAUPPI O Assist: 9 WESTERLUND D	7 - 0	
10:43	Goal	64 PITKAKANGAS N	8 - 0	
11:28	Goal	89 SAARIO J Assist: 80 KIPPILA M	9 - 0	
11:46	Goal	64 PITKAKANGAS N Assist: 27 KAUPPI O	10 - 0	
12:13	Goal	44 NORDLUND M Assist: 17 MITTENTAG S	11 - 0	
12:30	Goal	28 KAUPPI V Assist: 64 PITKAKANGAS N	12 - 0	
13:35	Goal	27 KAUPPI O Assist: 8 LAITILA A	13 - 0	
14:36	Goal	89 SAARIO J Assist: 44 NORDLUND M	14 - 0	
2nd Period				
0:00		71 SAARINEN J Goalkeeper		
0:00				1 HUDSON I Goalkeeper
0:55		71 SAARINEN J Goalkeeper out - Empty net		
0:56		71 SAARINEN J Goalkeeper in		
1:26	Penalty			27 LAEBLI S 2 minutes
2:46	Goal	28 KAUPPI V Assist: 27 KAUPPI O	15 - 0	
5:37	Goal	28 KAUPPI V Assist: 16 VALTOLA U	16 - 0	
5:46	Goal	89 SAARIO J Assist: 10 HAMALAINEN S	17 - 0	
6:18	Goal	17 MITTENTAG S Assist: 10 HAMALAINEN S	18 - 0	
7:43				GK out: 1 HUDSON I GK in: 31 FIELD A
7:43	Goal	61 PIETILA E Assist: 10 HAMALAINEN S	19 - 0	
8:18	Goal	16 VALTOLA U Assist: 8 LAITILA A	20 - 0	
8:41	Goal	10 HAMALAINEN S Assist: 17 MITTENTAG S	21 - 0	
11:23	Goal	17 MITTENTAG S Assist: 89 SAARIO J	22 - 0	



Results

Match No: 2

Time	Action	FIN - Finland		Score	CAN - Canada
11:40	Goal	89	SAARIO J Assist: 61 PIETILA E	23 - 0	
11:48	Goal	16	VALTOLA U Assist: 64 PITKAKANGAS N	24 - 0	
12:16	Goal	28	KAUPPI V Assist: 8 LAITILA A	25 - 0	
14:52	Goal	16	VALTOLA U Assist: 28 KAUPPI V	26 - 0	
3rd Period					
0:00		71	SAARINEN J Goalkeeper		
0:00					31 FIELD A Goalkeeper
1:51	Goal	10	HAMALAINEN S Assist: 17 MITTENTAG S	27 - 0	
2:08	Goal	27	KAUPPI O Assist: 28 KAUPPI V	28 - 0	
2:16	Goal	17	MITTENTAG S Assist: 10 HAMALAINEN S	29 - 0	
4:55	Goal	44	NORDLUND M Assist: 10 HAMALAINEN S	30 - 0	
6:27	Goal	10	HAMALAINEN S Assist: 61 PIETILA E	31 - 0	
6:46	Goal	28	KAUPPI V	32 - 0	
7:23	Goal	27	KAUPPI O Assist: 28 KAUPPI V	33 - 0	
8:01	Goal	44	NORDLUND M Assist: 17 MITTENTAG S	34 - 0	
10:08	Goal	9	WESTERLUND D Assist: 28 KAUPPI V	35 - 0	
14:41	Goal	16	VALTOLA U Assist: 28 KAUPPI V	36 - 0	

Legend:

(C)	Captain	%	Efficiency	Ass.	Assists	D	Defender	F	Forward
G/S	Goals/Shots on Goal	GK	Goalkeeper	No.	Shirt Number	PIM	Penalty in Minutes	Pos.	Playing Position
PS	Penalty Shot	Pts.	Points	S/S	Saves/Shots on Goal				



Start List

Match No: 3

CZE - SGP

Referees:

FRIEMEL Christian (SUI) / HASSELBERG Erik (SUI)

CZE - Czechia

No.	Name	Pos.	MP	Goals	Assists	Points	PIM
37	CHRISTIANOVA Jana	GK					
71	PRILESKA Nikola	GK					
4	KUBECKOVA Michaela (C)	F					
6	FUCHSOVA Linda	F					
7	BRUCHACKOVA Anna	F					
9	JIRAKOVA Nela	D					
11	KLUBALOVA Karolina	F					
13	MECHLOVA Michaela	D					
15	STANKOVA Sarka	D					
18	LISKOVCOVA Karolina	D					
36	STEKEROVA Nikola	F					
78	BACOVA Pavlina	F					
92	KEPRTOVA Vanessa Rebecca	F					
93	STUJOVA Karolina	D					
Team Total							
Head Coach: PROCHAZKA Lukas							

CZE		
PR	SGP	6 AUG
PR	CAN	8 AUG
PR	FIN	9 AUG

SGP - Singapore

No.	Name	Pos.	MP	Goals	Assists	Points	PIM
52	GOH Shermaine	GK					
72	MOHAMED NOOR Shazana	GK					
3	YEO Xuan	D					
7	JEFFRI Nasha (C)	F					
8	KHAIRUL ANUAR Siti Nurhaliza	F					
9	ONG Jerelee	F					
13	TAN Jazzy	F					
16	TAN Daphne	D					
19	S RALLI Nur Yuanna	F					
26	FOO Wen Xin	D					
29	ONG Swee Ling	F					
36	YEO Shannon	D					
66	LOK Michelle	D					
73	LIM Jie Ying	D					
Team Total							
Head Coach: TAN Yi Ru							

SGP		
PR	CZE	6 AUG
PR	FIN	8 AUG
PR	CAN	10 AUG

Legend:

(C) Captain D Defender F Forward GK Goalkeeper MP Matches Played
No. Shirt Number PIM Penalty in Minutes Pos. Playing Position PR Preliminary Round



Results

Match No: 3

CZE 21 - 0 SGP
(5 - 0, 8 - 0, 8 - 0)

Referees:

FRIEMEL Christian (SUI) / HASSELBERG Erik (SUI)

CZE - Czechia

No.	Name	Pos.	G/S	Ass.	Pts.	PIM
4	KUBECKOVA Michaela (C)	F	0/1	2	2	
6	FUCHSOVA Linda	F	1/3	1	2	
7	BRUCHACKOVA Anna	F	3/5	2	5	
9	JIRAKOVA Nela	D	2/5	2	4	2
11	KLUBALOVA Karolina	F	2/4	1	3	
13	MECHLOVA Michaela	D	4/10	1	5	
15	STANKOVA Sarka	D	1/4		1	
18	LISKOVCOVA Karolina	D	1/1	1	2	
36	STEKEROVA Nikola	F	0/3	2	2	
78	BACOVA Pavlina	F	2/4	2	4	
92	KEPRTOVA Vanessa Rebecca	F	4/9	4	8	2
93	STUJOVA Karolina	D	1/2	1	2	
37	CHRISTIANOVA Jana	GK				
71	PRILESKA Nikola	GK				
Totals			21/51	19	40	4
Head Coach: PROCHAZKA Lukas						

SGP - Singapore

No.	Name	Pos.	G/S	Ass.	Pts.	PIM
3	YEO Xuan	D				
7	JEFFRI Nasha (C)	F				
8	KHAIRUL ANUAR Siti Nurhaliza	F				
9	ONG Jerelee	F				
13	TAN Jazzy	F				
16	TAN Daphne	D				
19	S RALLI Nur Yuanna	F	0/2			
26	FOO Wen Xin	D				
29	ONG Swee Ling	F				
36	YEO Shannon	D				
66	LOK Michelle	D	0/2			
73	LIM Jie Ying	D	0/1			
52	GOH Shermaine	GK				
72	MOHAMED NOOR Shazana	GK				
Totals			0/5			
Head Coach: TAN Yi Ru						

Goalkeepers	S/S	%	Time Played
37 CHRISTIANOVA Jana			
71 PRILESKA Nikola	5/5	100.00	45:00

Goalkeepers	S/S	%	Time Played
52 GOH Shermaine	14/22	63.64	22:58
72 MOHAMED NOOR Shazana	16/29	55.17	22:02

Time	Action	CZE - Czechia	Score	SGP - Singapore
1st Period				
0:00		71 PRILESKA N Goalkeeper		52 GOH S Goalkeeper
0:00				
3:17	Goal	11 KLUBALOVA K Assist: 93 STUJOVA K	1 - 0	
5:44	Goal	18 LISKOVCOVA K Assist: 36 STEKEROVA N	2 - 0	
6:12	Goal	13 MECHLOVA M Assist: 4 KUBECKOVA M	3 - 0	
8:48	Goal	13 MECHLOVA M Assist: 92 KEPRTOVA VR	4 - 0	
9:08	Goal	7 BRUCHACKOVA A Assist: 4 KUBECKOVA M	5 - 0	
13:21	Penalty	9 JIRAKOVA N 2 minutes		
2nd Period				
0:00		71 PRILESKA N Goalkeeper		52 GOH S Goalkeeper
0:00				
5:23	Goal	92 KEPRTOVA VR	6 - 0	
5:58	Goal	92 KEPRTOVA VR Assist: 13 MECHLOVA M	7 - 0	
6:32	Goal	92 KEPRTOVA VR Assist: 11 KLUBALOVA K	8 - 0	
7:58				GK out: 52 GOH S GK in: 72 MOHAMED NOOR S
10:18	Goal	92 KEPRTOVA VR Assist: 7 BRUCHACKOVA A	9 - 0	
10:47	Goal	78 BACOVA P Assist: 18 LISKOVCOVA K	10 - 0	
13:23	Goal	9 JIRAKOVA N Assist: 36 STEKEROVA N	11 - 0	
13:48	Goal	11 KLUBALOVA K Assist: 9 JIRAKOVA N	12 - 0	
14:39	Goal	78 BACOVA P Assist: 6 FUCHSOVA L	13 - 0	
3rd Period				
0:00		71 PRILESKA N Goalkeeper		72 MOHAMED NOOR S Goalkeeper
0:00				
1:24	Goal	93 STUJOVA K Assist: 78 BACOVA P	14 - 0	
2:59	Goal	13 MECHLOVA M Assist: 92 KEPRTOVA VR	15 - 0	
3:35	Goal	13 MECHLOVA M Assist: 92 KEPRTOVA VR	16 - 0	
4:18	Goal	15 STANKOVA S Assist: 7 BRUCHACKOVA A	17 - 0	
7:37	Goal	7 BRUCHACKOVA A Assist: 9 JIRAKOVA N	18 - 0	
7:52	Goal	6 FUCHSOVA L Assist: 78 BACOVA P	19 - 0	
11:37	Penalty	92 KEPRTOVA VR 2 minutes		
14:12	Goal	9 JIRAKOVA N Assist: 92 KEPRTOVA VR	20 - 0	



Results

Match No: 3

Time	Action	CZE - Czechia	Score	SGP - Singapore
14:44	Goal	7 BRUCHACKOVA A	21 - 0	

Legend:

(C)	Captain	%	Efficiency	Ass.	Assists	D	Defender	F	Forward
G/S	Goals/Shots on Goal	GK	Goalkeeper	No.	Shirt Number	PIM	Penalty in Minutes	Pos.	Playing Position
PS	Penalty Shot	Pts.	Points	S/S	Saves/Shots on Goal				



Start List

Match No: 5

CZE - CAN

Referees:

HASSELBERG Erik (SUI) / FRIEMEL Christian (SUI)

CZE - Czechia

No.	Name	Pos.	MP	Goals	Assists	Points	PIM
37	CHRISTIANOVA Jana	GK	1				
71	PRILESKA Nikola	GK	1				
4	KUBECKOVA Michaela (C)	F	1		2	2	
6	FUCHSOVA Linda	F	1	1	1	2	
7	BRUCHACKOVA Anna	F	1	3	2	5	
9	JIRAKOVA Nela	D	1	2	2	4	2
11	KLUBALOVA Karolina	F	1	2	1	3	
13	MECHLOVA Michaela	D	1	4	1	5	
15	STANKOVA Sarka	D	1	1		1	
18	LISKOVCOVA Karolina	D	1	1	1	2	
36	STEKEROVA Nikola	F	1		2	2	
78	BACOVA Pavlina	F	1	2	2	4	
92	KEPRTOVA Vanessa Rebecca	F	1	4	4	8	2
93	STUJOVA Karolina	D	1	1	1	2	
Team Total				21	19	40	4

Head Coach: PROCHAZKA Lukas

CZE		
PR	SGP	21-0
PR	CAN	8 AUG
PR	FIN	9 AUG

CAN - Canada

No.	Name	Pos.	MP	Goals	Assists	Points	PIM
1	HUDSON Ida	GK	1				
31	FIELD Amy	GK	1				
5	VAN THIELEN Elise	F	1				
6	ALFHEIM Sara	F	1				
7	POMEROY Sophie	F	1				
8	BLOMQVIST Emelie	D	1				
15	ADAM Evaleena	F	1				
18	BOURGAIZE Rylee (C)	D	1				
21	PARKER Caelyn	D	1				
22	CROSTHWAITE Nicole	D	1				
26	NISKANEN Emily	F	1				
27	LAEUBLI Shirin	F	1				2
32	CROSTHWAITE Jessica	F	1				
97	JEFFERIES Meghan	F	1				
Team Total							2

Head Coach: VAN THIELEN Nicolas (BEL)

CAN		
PR	FIN	0-36
PR	CZE	8 AUG
PR	SGP	10 AUG

Legend:

(C) Captain D Defender F Forward GK Goalkeeper MP Matches Played
No. Shirt Number PIM Penalty in Minutes Pos. Playing Position PR Preliminary Round



Results

Match No: 5

CZE 16 - 0 CAN
(7 - 0, 8 - 0, 1 - 0)

Referees:

HASSELBERG Erik (SUI) / FRIEMEL Christian (SUI)

CZE - Czechia

No.	Name	Pos.	G/S	Ass.	Pts.	PIM
4	KUBECKOVA Michaela (C)	F	2/3	1	3	
6	FUCHSOVA Linda	F	2/8	1	3	
7	BRUCHACKOVA Anna	F	0/2	3	3	
9	JIRAKOVA Nela	D	1/6	2	3	
11	KLUBALOVA Karolina	F	3/4		3	
13	MECHLOVA Michaela	D	1/1		1	
15	STANKOVA Sarka	D	2/5	3	5	
18	LISKOVCOVA Karolina	D	0/3			
36	STEKEROVA Nikola	F	1/6	2	3	
78	BACOVA Pavlina	F	1/1	2	3	
92	KEPRTOVA Vanessa Rebecca	F	3/10	1	4	
93	STUJOVA Karolina	D				
37	CHRISTIANOVA Jana	GK				
71	PRILESKA Nikola	GK				
Totals			16/49	15	31	
Head Coach: PROCHAZKA Lukas						

CAN - Canada

No.	Name	Pos.	G/S	Ass.	Pts.	PIM
5	VAN THIELEN Elise	F				
6	ALFHEIM Sara	F				
7	POMEROY Sophie	F				
8	BLOMQVIST Emelie	D				
15	ADAM Evaleena	F				
18	BOURGAIZE Rylee (C)	D				
21	PARKER Caelyn	D				
22	CROSTHWAITE Nicole	D				
26	NISKANEN Emily	F				
27	LAEBLI Shirin	F	0/1			
32	CROSTHWAITE Jessica	F				
97	JEFFERIES Meghan	F				
1	HUDSON Ida	GK				
31	FIELD Amy	GK				
Totals			0/1			
Head Coach: VAN THIELEN Nicolas (BEL)						

Goalkeepers	S/S	%	Time Played
37 CHRISTIANOVA Jana	1/1	100.00	45:00
71 PRILESKA Nikola			

Goalkeepers	S/S	%	Time Played
1 HUDSON Ida	13/14	92.86	15:00
31 FIELD Amy	20/35	57.14	30:00

Time	Action	CZE - Czechia	Score	CAN - Canada
1st Period				
0:00		37 CHRISTIANOVA J Goalkeeper		
0:00				31 FIELD A Goalkeeper
0:31	Goal	4 KUBECKOVA M Assist: 15 STANKOVA S	1 - 0	
0:46	Goal	92 KEPRTOVA VR Assist: 78 BACOVA P	2 - 0	
3:46	Goal	15 STANKOVA S Assist: 9 JIRAKOVA N	3 - 0	
10:37	Goal	78 BACOVA P Assist: 36 STEKEROVA N	4 - 0	
11:31	Goal	13 MECHLOVA M Assist: 6 FUCHSOVA L	5 - 0	
11:48	Goal	92 KEPRTOVA VR Assist: 7 BRUCHACKOVA A	6 - 0	
15:00	Goal	11 KLUBALOVA K Assist: 15 STANKOVA S	7 - 0	
2nd Period				
0:00		37 CHRISTIANOVA J Goalkeeper		
0:00				31 FIELD A Goalkeeper
0:36	Goal	11 KLUBALOVA K Assist: 7 BRUCHACKOVA A	8 - 0	
2:00	Goal	6 FUCHSOVA L Assist: 9 JIRAKOVA N	9 - 0	
3:01	Goal	4 KUBECKOVA M Assist: 78 BACOVA P	10 - 0	
4:29	Goal	11 KLUBALOVA K Assist: 15 STANKOVA S	11 - 0	
6:55	Goal	36 STEKEROVA N Assist: 92 KEPRTOVA VR	12 - 0	
10:02	Goal	15 STANKOVA S Assist: 4 KUBECKOVA M	13 - 0	
11:29	Goal	9 JIRAKOVA N	14 - 0	
13:13	Goal	92 KEPRTOVA VR Assist: 7 BRUCHACKOVA A	15 - 0	
3rd Period				
0:00		37 CHRISTIANOVA J Goalkeeper		
0:00				1 HUDSON I Goalkeeper
12:20	Goal	6 FUCHSOVA L Assist: 36 STEKEROVA N	16 - 0	

Legend:

(C)	Captain	%	Efficiency	Ass.	Assists	D	Defender	F	Forward
G/S	Goals/Shots on Goal	GK	Goalkeeper	No.	Shirt Number	PIM	Penalty in Minutes	Pos.	Playing Position
PS	Penalty Shot	Pts.	Points	S/S	Saves/Shots on Goal				



Start List

Match No: 7

SGP - FIN

Referees:

SODERMAN Hakan (SWE) / BOSTROM Glenn (SWE)

SGP - Singapore

No.	Name	Pos.	MP	Goals	Assists	Points	PIM
52	GOH Shermaine	GK	1				
72	MOHAMED NOOR Shazana	GK	1				
3	YEO Xuan	D	1				
7	JEFFRI Nasha (C)	F	1				
8	KHAIRUL ANUAR Siti Nurhaliza	F	1				
9	ONG Jerelee	F	1				
13	TAN Jazzy	F	1				
16	TAN Daphne	D	1				
19	S RALLI Nur Yuanna	F	1				
26	FOO Wen Xin	D	1				
29	ONG Swee Ling	F	1				
36	YEO Shannon	D	1				
66	LOK Michelle	D	1				
73	LIM Jie Ying	D	1				
Team Total							
Head Coach: TAN Yi Ru							

SGP		
PR	CZE	0-21
PR	FIN	8 AUG
PR	CAN	10 AUG

FIN - Finland

No.	Name	Pos.	MP	Goals	Assists	Points	PIM
98	MAARANEN Miia	GK	1				
8	LAITILA Alma	D	1		3	3	
9	WESTERLUND Daniela	D	1	1	1	2	
10	HAMALAINEN Suvi	F	1	3	5	8	
16	VALTOLA Ulla	F	1	5	1	6	
17	MITTENTAG Sofia	F	1	5	4	9	
27	KAUPPI Oona	F	1	4	5	9	
28	KAUPPI Veera (C)	F	1	8	5	13	
44	NORDLUND Milla	F	1	3	1	4	
61	PIETILA Emilia	D	1	1	2	3	
64	PITKAKANGAS Natalia	D	1	2	2	4	
80	KIPPILA My	D	1		2	2	
89	SAARIO Jenna	D	1	4	2	6	
Team Total				36	33	69	
Head Coach: HARNESK Andreas (SWE)							

FIN		
PR	CAN	36-0
PR	SGP	8 AUG
PR	CZE	9 AUG

Legend:

(C) Captain D Defender F Forward GK Goalkeeper MP Matches Played
No. Shirt Number PIM Penalty in Minutes Pos. Playing Position PR Preliminary Round



Results

Match No: 7

SGP 0 - 20 FIN
(0 - 5, 0 - 11, 0 - 4)

Referees:

SODERMAN Hakan (SWE) / BOSTROM Glenn (SWE)

SGP - Singapore

No.	Name	Pos.	G/S	Ass.	Pts.	PIM
3	YEO Xuan	D				
7	JEFFRI Nasha (C)	F	0/2			
8	KHAIRUL ANUAR Siti Nurhaliza	F				
9	ONG Jerelee	F				
13	TAN Jazzy	F				
16	TAN Daphne	D	0/1			
19	S RALLI Nur Yuanna	F				2
26	FOO Wen Xin	D				
29	ONG Swee Ling	F	0/1			
36	YEO Shannon	D				
66	LOK Michelle	D	0/1			
73	LIM Jie Ying	D				
52	GOH Shermaine	GK				
72	MOHAMED NOOR Shazana	GK				
Totals			0/5			4

Head Coach: TAN Yi Ru

FIN - Finland

No.	Name	Pos.	G/S	Ass.	Pts.	PIM
8	LAITILA Alma	D	0/1	1	1	
9	WESTERLUND Daniela	D	2/3		2	
10	HAMALAINEN Suvi	F	2/6	2	4	
16	VALTOLA Ulla	F	3/8	1	4	
17	MITTENTAG Sofia	F	0/5	1	1	
27	KAUPPI Oona	F	2/7	3	5	
28	KAUPPI Veera (C)	F	4/8	2	6	
44	NORDLUND Milla	F	4/6		4	
61	PIETILA Emilia	D	0/2	1	1	
64	PITKAKANGAS Natalia	D	0/3			
80	KIPPILA My	D	0/2	3	3	
89	SAARIO Jenna	D	2/2		2	
98	MAARANEN Miia	GK				
Totals			20/54	14	34	

Head Coach: HARNESK Andreas (SWE)

Goalkeepers	S/S	%	Time Played
52 GOH Shermaine	11/19	57.89	18:38
72 MOHAMED NOOR Shazana	23/35	65.71	26:22

Goalkeepers	S/S	%	Time Played
98 MAARANEN Miia	5/5	100.00	45:00

Time	Action	SGP - Singapore	Score	FIN - Finland
1st Period				
0:00		72 MOHAMED NOOR S Goalkeeper		
0:00				98 MAARANEN M Goalkeeper
6:23	Goal		0 - 1	89 SAARIO J Assist: 17 MITTENTAG S
8:21	Penalty	73 LIM JY 2 minutes (Team Penalty Bench)		
8:25	Goal		0 - 2	10 HAMALAINEN S Assist: 28 KAUPPI V
8:47	Goal		0 - 3	44 NORDLUND M Assist: 8 LAITILA A
11:56	Penalty	19 S RALLI NY 2 minutes		
12:50	Goal		0 - 4	27 KAUPPI O Assist: 80 KIPPILA M
14:01	Goal		0 - 5	16 VALTOLA U
2nd Period				
0:00		72 MOHAMED NOOR S Goalkeeper		
0:00				98 MAARANEN M Goalkeeper
0:19	Goal		0 - 6	28 KAUPPI V Assist: 27 KAUPPI O
1:56	Goal		0 - 7	16 VALTOLA U Assist: 61 PIETILA E
4:31	Goal		0 - 8	44 NORDLUND M Assist: 10 HAMALAINEN S
4:41	Goal		0 - 9	28 KAUPPI V Assist: 27 KAUPPI O
5:31	Goal		0 - 10	E
5:40	Goal		0 - 11	44 NORDLUND M Assist: 10 HAMALAINEN S
11:22	Goal		0 - 12	16 VALTOLA U
11:22		GK out: 72 MOHAMED NOOR S GK in: 52 GOH S		
11:54	Goal		0 - 13	9 WESTERLUND D
12:18	Goal		0 - 14	28 KAUPPI V Assist: 27 KAUPPI O
14:10	Goal		0 - 15	27 KAUPPI O Assist: 28 KAUPPI V
14:37	Goal		0 - 16	28 KAUPPI V Assist: 80 KIPPILA M
3rd Period				
0:00		52 GOH S Goalkeeper		
0:00				98 MAARANEN M Goalkeeper
1:39	Goal		0 - 17	89 SAARIO J
3:12	Goal		0 - 18	10 HAMALAINEN S
5:07	Goal		0 - 19	44 NORDLUND M Assist: 16 VALTOLA U
11:34	Goal		0 - 20	9 WESTERLUND D Assist: 80 KIPPILA M



Results

Match No: 7

Legend:									
(C)	Captain	%	Efficiency	Ass.	Assists	D	Defender	F	Forward
G/S	Goals/Shots on Goal	GK	Goalkeeper	No.	Shirt Number	PIM	Penalty in Minutes	Pos.	Playing Position
PS	Penalty Shot	Pts.	Points	S/S	Saves/Shots on Goal				



Start List

Match No: 10

FIN - CZE

Referees:

HASSELBERG Erik (SUI) / FRIEMEL Christian (SUI)

FIN - Finland

No.	Name	Pos.	MP	Goals	Assists	Points	PIM
71	SAARINEN Julia	GK	1				
98	MAARANEN Miia	GK	2				
8	LAITILA Alma	D	2		4	4	
9	WESTERLUND Daniela	D	2	3	1	4	
10	HAMALAINEN Suvi	F	2	5	7	12	
16	VALTOLA Ulla	F	2	8	2	10	
17	MITTENTAG Sofia	F	2	5	5	10	
27	KAUPPI Oona	F	2	6	8	14	
28	KAUPPI Veera (C)	F	2	12	7	19	
44	NORDLUND Milla	F	2	7	1	8	
61	PIETILA Emilia	D	2	1	3	4	
64	PITKAKANGAS Natalia	D	2	2	2	4	
80	KIPPILA My	D	2		5	5	
89	SAARIO Jenna	D	2	6	2	8	
Team Total				56	47	103	

Head Coach: HARNESK Andreas (SWE)

FIN		
PR	CAN	36-0
PR	SGP	20-0
PR	CZE	9 AUG

CZE - Czechia

No.	Name	Pos.	MP	Goals	Assists	Points	PIM
37	CHRISTIANOVA Jana	GK	2				
71	PRILESKA Nikola	GK	2				
4	KUBECKOVA Michaela (C)	F	2	2	3	5	
6	FUCHSOVA Linda	F	2	3	2	5	
7	BRUCHACKOVA Anna	F	2	3	5	8	
9	JIRAKOVA Nela	D	2	3	4	7	2
11	KLUBALOVA Karolina	F	2	5	1	6	
13	MECHLOVA Michaela	D	2	5	1	6	
15	STANKOVA Sarka	D	2	3	3	6	
18	LISKOVCOVA Karolina	D	2	1	1	2	
36	STEKEROVA Nikola	F	2	1	4	5	
78	BACOVA Pavlina	F	2	3	4	7	
92	KEPRTOVA Vanessa Rebecca	F	2	7	5	12	2
93	STUJOVA Karolina	D	2	1	1	2	
Team Total				37	34	71	4

Head Coach: PROCHAZKA Lukas

CZE		
PR	SGP	21-0
PR	CAN	16-0
PR	FIN	9 AUG

Legend:

(C) Captain D Defender F Forward GK Goalkeeper MP Matches Played
No. Shirt Number PIM Penalty in Minutes Pos. Playing Position PR Preliminary Round



Results

Match No: 10

FIN 3 - 2 CZE (0 - 1, 1 - 1, 2 - 0)

Referees:

HASSELBERG Erik (SUI) / FRIEMEL Christian (SUI)

FIN - Finland

No.	Name	Pos.	G/S	Ass.	Pts.	PIM
8	LAITILA Alma	D				
9	WESTERLUND Daniela	D	0/2			
10	HAMALAINEN Suvi	F	1/1		1	
16	VALTOLA Ulla	F				
17	MITTENTAG Sofia	F	1/1		1	
27	KAUPPI Oona	F	0/2	1	1	
28	KAUPPI Veera (C)	F	1/2		1	
44	NORDLUND Milla	F				
61	PIETILA Emilia	D				
64	PITKAKANGAS Natalia	D				
80	KIPPILA My	D				
89	SAARIO Jenna	D	0/1	1	1	
71	SAARINEN Julia	GK				
98	MAARANEN Miia	GK				
Totals			3/9	2	5	
Head Coach: HARNESK Andreas (SWE)						

CZE - Czechia

No.	Name	Pos.	G/S	Ass.	Pts.	PIM
4	KUBECKOVA Michaela (C)	F	0/1			
6	FUCHSOVA Linda	F	0/1			
7	BRUCHACKOVA Anna	F	0/1			
9	JIRAKOVA Nela	D	0/1			
11	KLUBALOVA Karolina	F	0/1	1	1	
13	MECHLOVA Michaela	D				
15	STANKOVA Sarka	D	1/2		1	
18	LISKOVCOVA Karolina	D				
36	STEKEROVA Nikola	F		1	1	
78	BACOVA Pavlina	F				
92	KEPRTOVA Vanessa Rebecca	F				
93	STUJOVA Karolina	D	1/1		1	
37	CHRISTIANOVA Jana	GK				
71	PRILESKA Nikola	GK				
Totals			2/8	2	4	
Head Coach: PROCHAZKA Lukas						

Goalkeepers	S/S	%	Time Played
71 SAARINEN Julia			
98 MAARANEN Miia	6/8	75.00	45:00

Goalkeepers	S/S	%	Time Played
37 CHRISTIANOVA Jana			
71 PRILESKA Nikola	6/9	66.67	43:02

Time	Action	FIN - Finland	Score	CZE - Czechia
1st Period				
0:00		98 MAARANEN M Goalkeeper		
0:00				71 PRILESKA N Goalkeeper
9:43	Goal		0 - 1	15 STANKOVA S Assist: 11 KLUBALOVA K
2nd Period				
0:00		98 MAARANEN M Goalkeeper		
0:00				71 PRILESKA N Goalkeeper
3:01	Goal		0 - 2	93 STUJOVA K Assist: 36 STEKEROVA N
10:36	Goal	28 KAUPPI V Assist: 27 KAUPPI O	1 - 2	
3rd Period				
0:00		98 MAARANEN M Goalkeeper		
0:00				71 PRILESKA N Goalkeeper
0:52	Goal	17 MITTENTAG S Assist: 89 SAARIO J	2 - 2	
6:14	Goal	10 HAMALAINEN S	3 - 2	
12:40				71 PRILESKA N Goalkeeper out - Empty net
14:23				71 PRILESKA N Goalkeeper in
14:45				71 PRILESKA N Goalkeeper out - Empty net

Legend:

(C)	Captain	%	Efficiency	Ass.	Assists	D	Defender	F	Forward
G/S	Goals/Shots on Goal	GK	Goalkeeper	No.	Shirt Number	PIM	Penalty in Minutes	Pos.	Playing Position
PS	Penalty Shot	Pts.	Points	S/S	Saves/Shots on Goal				



Start List

Match No: 11

CAN - SGP

Referees:

ELLIS Thomas (FIN) / SJOGREN Janne (FIN)

CAN - Canada

No.	Name	Pos.	MP	Goals	Assists	Points	PIM
1	HUDSON Ida	GK	2				
31	FIELD Amy	GK	2				
5	VAN THIELEN Elise	F	2				
6	ALFHEIM Sara	F	2				
7	POMEROY Sophie	F	2				
8	BLOMQVIST Emelie	D	2				
15	ADAM Evaleena	F	2				
18	BOURGAIZE Rylee (C)	D	2				
21	PARKER Caelyn	D	2				
22	CROSTHWAITE Nicole	D	2				
26	NISKANEN Emily	F	2				
27	LAEUBLI Shirin	F	2				2
32	CROSTHWAITE Jessica	F	2				
97	JEFFERIES Meghan	F	2				
Team Total							2

Head Coach: VAN THIELEN Nicolas (BEL)

CAN		
PR	FIN	0-36
PR	CZE	0-16
PR	SGP	10 AUG

SGP - Singapore

No.	Name	Pos.	MP	Goals	Assists	Points	PIM
52	GOH Shermaine	GK	2				
72	MOHAMED NOOR Shazana	GK	2				
3	YEO Xuan	D	2				
7	JEFFRI Nasha (C)	F	2				
8	KHAIRUL ANUAR Siti Nurhaliza	F	2				
9	ONG Jerelee	F	2				
13	TAN Jazzy	F	2				
16	TAN Daphne	D	2				
19	S RALLI Nur Yuanna	F	2				2
26	FOO Wen Xin	D	2				
29	ONG Swee Ling	F	2				
36	YEO Shannon	D	2				
66	LOK Michelle	D	2				
73	LIM Jie Ying	D	2				
Team Total							4

Head Coach: TAN Yi Ru

SGP		
PR	CZE	0-21
PR	FIN	0-20
PR	CAN	10 AUG

Legend:

(C) Captain D Defender F Forward GK Goalkeeper MP Matches Played
No. Shirt Number PIM Penalty in Minutes Pos. Playing Position PR Preliminary Round



Results

Match No: 11

CAN 1 - 14 SGP (0 - 4, 0 - 3, 1 - 7)

Referees:

ELLIS Thomas (FIN) / SJOGREN Janne (FIN)

CAN - Canada

No.	Name	Pos.	G/S	Ass.	Pts.	PIM
5	VAN THIELEN Elise	F				
6	ALFHEIM Sara	F	0/1			
7	POMEROY Sophie	F	0/3			
8	BLOMQVIST Emelie	D				
15	ADAM Evaleena	F				
18	BOURGAIZE Rylee (C)	D				
21	PARKER Caelyn	D				
22	CROSTHWAITE Nicole	D	0/1			
26	NISKANEN Emily	F		1	1	
27	LAEBLI Shirin	F	0/4			
32	CROSTHWAITE Jessica	F	1/2		1	2
97	JEFFRIES Meghan	F	0/1			
1	HUDSON Ida	GK				
31	FIELD Amy	GK				
Totals			1/12	1	2	2

Head Coach: VAN THIELEN Nicolas (BEL)

SGP - Singapore

No.	Name	Pos.	G/S	Ass.	Pts.	PIM
3	YEO Xuan	D	2/5	1	3	
7	JEFFRI Nasha (C)	F	1/2	1	2	
8	KHAIRUL ANUAR Siti Nurhaliza	F	1/7	2	3	
9	ONG Jerelee	F	1/5	1	2	
13	TAN Jazzy	F	3/6	1	4	
16	TAN Daphne	D	0/2			
19	S RALLI Nur Yuanna	F	2/2	1	3	
26	FOO Wen Xin	D	0/2	2	2	
29	ONG Swee Ling	F	2/4		2	
36	YEO Shannon	D	0/3	1	1	
66	LOK Michelle	D	1/3	1	2	
73	LIM Jie Ying	D	1/3	1	2	
52	GOH Shermaine	GK				
72	MOHAMED NOOR Shazana	GK				
Totals			14/44	12	26	

Head Coach: TAN Yi Ru

Goalkeepers	S/S	%	Time Played
1 HUDSON Ida	13/20	65.00	22:10
31 FIELD Amy	17/24	70.83	22:50

Goalkeepers	S/S	%	Time Played
52 GOH Shermaine	11/12	91.67	45:00
72 MOHAMED NOOR Shazana			

Time	Action	CAN - Canada	Score	SGP - Singapore
1st Period				
0:00		1 HUDSON I Goalkeeper		52 GOH S Goalkeeper
0:00				
0:20	Goal		0 - 1	7 JEFFRI N Assist: 8 KHAIRUL ANUAR SN
2:25	Goal		0 - 2	9 ONG J Assist: 13 TAN J
3:36	Goal		0 - 3	13 TAN J Assist: 73 LIM JY
13:43	Goal		0 - 4	3 YEO X Assist: 19 S RALLI NY
2nd Period				
0:00		1 HUDSON I Goalkeeper		52 GOH S Goalkeeper
0:00				
3:53	Goal		0 - 5	66 LOK M Assist: 26 FOO WX
5:10	Penalty	32 CROSTHWAITE J 2 minutes		
6:50	Goal		0 - 6	3 YEO X Assist: 7 JEFFRI N
7:10	Goal		0 - 7	73 LIM JY
7:10		GK out: 1 HUDSON I GK in: 31 FIELD A		
3rd Period				
0:00		31 FIELD A Goalkeeper		52 GOH S Goalkeeper
0:00				
2:07	Goal		0 - 8	29 ONG SL Assist: 26 FOO WX
3:34	Goal		0 - 9	13 TAN J Assist: 66 LOK M
9:04	Goal		0 - 10	19 S RALLI NY Assist: 8 KHAIRUL ANUAR SN
11:25	Goal		0 - 11	8 KHAIRUL ANUAR SN Assist: 36 YEO S
12:14	Goal		0 - 12	13 TAN J
12:29	Goal	32 CROSTHWAITE J Assist: 26 NISKANEN E	1 - 12	
12:39	Goal		1 - 13	29 ONG SL Assist: 9 ONG J
14:37	Goal		1 - 14	19 S RALLI NY Assist: 3 YEO X

Legend:

(C)	Captain	%	Efficiency	Ass.	Assists	D	Defender	F	Forward
G/S	Goals/Shots on Goal	GK	Goalkeeper	No.	Shirt Number	PIM	Penalty in Minutes	Pos.	Playing Position
PS	Penalty Shot	Pts.	Points	S/S	Saves/Shots on Goal				



Start List

Match No: 1

THA - SWE

Referees:

FRIEMEL Christian (SUI) / HASSELBERG Erik (SUI)

THA - Thailand

No.	Name	Pos.	MP	Goals	Assists	Points	PIM
1	THIPTHA Supasuta (C)	GK					
28	MULLER Alexandra	GK					
4	RANGROB Jeeranan	D					
8	JOHANSSON Nelly	F					
12	KITTINANTHAWAT Paiya	F					
15	TORSTENSSON Cayenne	D					
16	BUNSUK Praphaphon	D					
17	KEBSOMRONG Rungnapa	F					
18	CARLBOM Alexandra	D					
22	WORAANU Kamonchanok	F					
31	PHUPHET Sasikarn	F					
37	BOONBUT Sirinan	F					
47	OLMATS Nathalie	F					
82	SORNNGAM Durnchai	F					
Team Total							
Head Coach: KOH BOON HOCK Kenneth							

THA		
PR	SWE	6 AUG
PR	SUI	8 AUG
PR	SVK	9 AUG

SWE - Sweden

No.	Name	Pos.	MP	Goals	Assists	Points	PIM
30	GORTZ Frida	GK					
86	HEDIN Lovisa	GK					
8	RASMUSSEN Ellen	F					
11	VISTROM Maja	F					
13	JOHANSSON Wilma	F					
15	LINDGREN Matilda	D					
18	MARKSTROM Mira	D					
22	OGREN Nellie	F					
24	SUNDBERG Ida (C)	D					
26	WIBRON Emelie	F					
27	ANDERSSON Moa	D					
44	CARLSSON Lisa	D					
47	NORDSTRAND Hanna	F					
89	LUNDIN Ellen	F					
Team Total							
Head Coach: LUNDSTROM Linn							

SWE		
PR	THA	6 AUG
PR	SUI	9 AUG
PR	SVK	10 AUG

Legend:

(C) Captain D Defender F Forward GK Goalkeeper MP Matches Played
No. Shirt Number PIM Penalty in Minutes Pos. Playing Position PR Preliminary Round



Results

Match No: 1

THA 2 - 21 SWE
(1 - 6, 0 - 9, 1 - 6)

Referees:

FRIEMEL Christian (SUI) / HASSELBERG Erik (SUI)

THA - Thailand

No.	Name	Pos.	G/S	Ass.	Pts.	PIM
4	RANGROB Jeeranan	D				
8	JOHANSSON Nelly	F				
12	KITTINANTHAWAT Paiya	F	0/1	1	1	
15	TORSTENSSON Cayenne	D				
16	BUNSUK Praphaphon	D				
17	KEBSOMRONG Rungnapa	F	2/4		2	
18	CARLBOM Alexandra	D				
22	WORAANU Kamonchanok	F				
31	PHUPHET Sasikarn	F				
37	BOONBUT Sirinan	F	0/1			
47	OLMATS Nathalie	F	0/1			
82	SORNNGAM Durnchai	F				
1	THIPTHASUPASUTA (C)	GK				
28	MULLER Alexandra	GK				
Totals			2/7	1	3	
Head Coach: KOH BOON HOCK Kenneth						

SWE - Sweden

No.	Name	Pos.	G/S	Ass.	Pts.	PIM
8	RASMUSSEN Ellen	F	2/4		2	
11	VISTROM Maja	F	1/3	1	2	
13	JOHANSSON Wilma	F	4/7	6	10	
15	LINDGREN Matilda	D	1/4	1	2	
18	MARKSTROM Mira	D	4/9	3	7	
22	OGREN Nellie	F	1/2		1	2
24	SUNDBERG Ida (C)	D	0/1			
26	WIBRON Emelie	F	1/3	3	4	
27	ANDERSSON Moa	D	3/4	2	5	
44	CARLSSON Lisa	D	1/5	1	2	
47	NORDSTRAND Hanna	F	2/2	3	5	
89	LUNDIN Ellen	F	1/4		1	
30	GORTZ Frida	GK				
86	HEDIN Lovisa	GK				
Totals			21/48	20	41	2
Head Coach: LUNDSTROM Linn						

Goalkeepers		S/S	%	Time Played
1	THIPTHASUPASUTA	13/23	56.52	23:07
28	MULLER Alexandra	14/25	56.00	21:53

Goalkeepers		S/S	%	Time Played
30	GORTZ Frida	5/7	71.43	45:00
86	HEDIN Lovisa			

Time	Action	THA - Thailand	Score	SWE - Sweden
1st Period				
0:00		28 MULLER A Goalkeeper		30 GORTZ F Goalkeeper
0:00				
1:38	Goal		0 - 1	13 JOHANSSON W Assist: 11 VISTROM M
2:10	Goal		0 - 2	27 ANDERSSON M Assist: 44 CARLSSON L
2:11		GK out: 28 MULLER A GK in: 1 THIPTHAS		
2:18	Goal		0 - 3	8 RASMUSSEN E Assist: 13 JOHANSSON W
7:50	Goal		0 - 4	8 RASMUSSEN E Assist: 13 JOHANSSON W
7:51		GK out: 1 THIPTHAS GK in: 28 MULLER A		
8:55	Goal		0 - 5	47 NORDSTRAND H Assist: 26 WIBRON E
9:19	Goal	17 KEBSOMRONG R	1 - 5	
13:13	Goal		1 - 6	89 LUNDIN E Assist: 26 WIBRON E
13:54		GK out: 28 MULLER A GK in: 1 THIPTHAS		
2nd Period				
0:00		1 THIPTHAS Goalkeeper		
0:00				30 GORTZ F Goalkeeper
0:39	Goal		1 - 7	13 JOHANSSON W Assist: 18 MARKSTROM M
5:19	Goal		1 - 8	18 MARKSTROM M Assist: 13 JOHANSSON W
5:21		GK out: 1 THIPTHAS GK in: 28 MULLER A		
5:32	Goal		1 - 9	47 NORDSTRAND H Assist: 26 WIBRON E
9:35	Goal		1 - 10	44 CARLSSON L Assist: 27 ANDERSSON M
9:35		GK out: 28 MULLER A GK in: 1 THIPTHAS		
10:19	Goal		1 - 11	18 MARKSTROM M Assist: 13 JOHANSSON W
11:38		GK out: 1 THIPTHAS GK in: 28 MULLER A		
11:38	PS		1 - 12	13 JOHANSSON W Penalty Goal
11:38		GK out: 28 MULLER A GK in: 1 THIPTHAS		
13:54	Goal		1 - 13	18 MARKSTROM M Assist: 15 LINDGREN M
13:54		GK out: 1 THIPTHAS GK in: 28 MULLER A		
14:14	Goal		1 - 14	22 OGREN N Assist: 47 NORDSTRAND H
14:54	Goal		1 - 15	18 MARKSTROM M Assist: 13 JOHANSSON W
14:54		GK out: 28 MULLER A GK in: 1 THIPTHAS		

Timing and Results provided by Tissot



Results

Match No: 1

3rd Period					
Time	Action	THA - Thailand		Score	SWE - Sweden
0:00		1 THIPTHA S	Goalkeeper		
0:00					30 GORTZ F Goalkeeper
0:51	Goal	17 KEBSOMRONG R	Assist: 12 KITTINANTHAWAT P	2 - 15	
1:26	Goal			2 - 16	27 ANDERSSON M Assist: 47 NORDSTRAND H
3:02	Goal			2 - 17	27 ANDERSSON M Assist: 47 NORDSTRAND H
3:02		GK out: 1 THIPTHA S	GK in: 28 MULLER A		
7:04	Goal			2 - 18	13 JOHANSSON W Assist: 18 MARKSTROM M
8:18	Goal			2 - 19	11 VISTROM M Assist: 18 MARKSTROM M
8:18		GK out: 28 MULLER A	GK in: 1 THIPTHA S		
8:20	Penalty				22 OGREN N 2 minutes
9:03	Goal			2 - 20	15 LINDGREN M Assist: 13 JOHANSSON W
10:22	Goal			2 - 21	26 WIBRON E Assist: 27 ANDERSSON M
11:51		GK out: 1 THIPTHA S	GK in: 28 MULLER A		

Legend:

(C) Captain	% Efficiency	Ass. Assists	D Defender	F Forward
G/S Goals/Shots on Goal	GK Goalkeeper	No. Shirt Number	PIM Penalty in Minutes	Pos. Playing Position
PS Penalty Shot	Pts. Points	S/S Saves/Shots on Goal		



Start List

Match No: 4

SUI - SVK

Referees:

KOSTINEK Tomas (CZE) / REICHELT Martin (CZE)

SUI - Switzerland

No.	Name	Pos.	MP	Goals	Assists	Points	PIM
1	TONDURY Ladina	GK					
94	HEINI Lara	GK					
3	RITTER Naja	D					
7	EDIZ Laila	F					
10	STETTLER Celine	D					
12	FITZI Seraina	F					
15	BERGER Doris	D					
17	GERIG Isabelle (C)	F					
19	REUSSER Norina	F					
27	METZGER Nina	F					
31	WICK Marcia	F					
37	LARSSON Linn	D					
84	WYSS Anja	F					
96	GREDIG Chiara	D					
Team Total							
Head Coach: LUNDIN Oscar (SWE)							

SUI		
PR	SVK	7 AUG
PR	THA	8 AUG
PR	SWE	9 AUG

SVK - Slovakia

No.	Name	Pos.	MP	Goals	Assists	Points	PIM
31	FARULOVA Pavlina	GK					
89	VELEKOVA Romana	GK					
6	CHUPEKOVA Laura	F					
11	DRABKOVA Nikol	F					
16	CERVENA Lenka	D					
17	KLAPITOVA Katarina (C)	D					
24	PUDISOVA Linda	D					
26	TROSKOVA Jana	D					
27	MRAZOVA Zuzana	F					
30	HUDAKOVA Paulina	F					
78	VENDZUROVA Hana	D					
81	GROSSOVA Klara	F					
84	FAKTOROVA Alexandra	F					
88	HUDAKOVA Kristina	F					
Team Total							
Head Coach: JEDLICKA Michal (CZE)							

SVK		
PR	SUI	7 AUG
PR	THA	9 AUG
PR	SWE	10 AUG

Legend:

(C) Captain D Defender F Forward GK Goalkeeper MP Matches Played
No. Shirt Number PIM Penalty in Minutes Pos. Playing Position PR Preliminary Round

Bib number for player Katarina KLAPITOVA (SVK) has changed from 12 to 17 (new)



Results

Match No: 4

SUI 8 - 2 SVK
(2 - 0, 2 - 1, 4 - 1)

Referees:

KOSTINEK Tomas (CZE) / REICHELT Martin (CZE)

SUI - Switzerland

No.	Name	Pos.	G/S	Ass.	Pts.	PIM
3	RITTER Naja	D				
7	EDIZ Laila	F	1/3	1	2	
10	STETTLER Celine	D	1/3		1	
12	FITZI Seraina	F	1/4	2	3	
15	BERGER Doris	D				
17	GERIG Isabelle (C)	F	0/3	1	1	
19	REUSSER Norina	F	2/3		2	
27	METZGER Nina	F	0/1			
31	WICK Marcia	F	0/1	1	1	
37	LARSSON Linn	D	0/1			
84	WYSS Anja	F	3/4		3	
96	GREDIG Chiara	D				
1	TONDURY Ladina	GK				
94	HEINI Lara	GK				
Totals			8/23	5	13	

Head Coach: LUNDIN Oscar (SWE)

SVK - Slovakia

No.	Name	Pos.	G/S	Ass.	Pts.	PIM
6	CHUPEKOVA Laura	F	0/2			
11	DRABEKOVA Nikol	F	0/1			
16	CERVENA Lenka	D	1/2		1	
17	KLAPITOVA Katarina (C)	D				
24	PUDISOVA Linda	D	0/1	1	1	
26	TROSKOVA Jana	D				
27	MRAZOVA Zuzana	F				
30	HUDAKOVA Paulina	F	1/3	1	2	
78	VENDZUROVA Hana	D	0/1			
81	GROSSOVA Klara	F				
84	FAKTOROVA Alexandra	F				
88	HUDAKOVA Kristina	F				
31	FARULOVA Pavlina	GK				
89	VELEKOVA Romana	GK				
Totals			2/10	2	4	

Head Coach: JEDLICKA Michal (CZE)

Goalkeepers	S/S	%	Time Played
1 TONDURY Ladina			
94 HEINI Lara	8/10	80.00	45:00

Goalkeepers	S/S	%	Time Played
31 FARULOVA Pavlina	15/20	75.00	41:00
89 VELEKOVA Romana			

Time	Action	SUI - Switzerland	Score	SVK - Slovakia
1st Period				
0:00		94 HEINI L Goalkeeper		
0:00				31 FARULOVA P Goalkeeper
2:03	Goal	19 REUSSER N Assist: 17 GERIG I	1 - 0	
13:44	Goal	84 WYSS A Assist: 31 WICK M	2 - 0	
2nd Period				
0:00		94 HEINI L Goalkeeper		
0:00				31 FARULOVA P Goalkeeper
2:34	Goal	12 FITZI S	3 - 0	
8:12	Goal	10 STETTLER C Assist: 7 EDIZ L	4 - 0	
10:48	Goal		4 - 1	16 CERVENA L Assist: 30 HUDAKOVA P
3rd Period				
0:00		94 HEINI L Goalkeeper		
0:00				31 FARULOVA P Goalkeeper
9:04	Goal	84 WYSS A Assist: 12 FITZI S	5 - 1	
9:22				31 FARULOVA P Goalkeeper out - Empty net
10:45				31 FARULOVA P Goalkeeper in
11:10				31 FARULOVA P Goalkeeper out - Empty net
13:13	Goal	19 REUSSER N	6 - 1	
13:13				31 FARULOVA P Goalkeeper in
13:20				31 FARULOVA P Goalkeeper out - Empty net
13:38	Goal		6 - 2	30 HUDAKOVA P Assist: 24 PUDISOVA L
13:46	Goal	7 EDIZ L	7 - 2	
13:54	Goal	84 WYSS A Assist: 12 FITZI S	8 - 2	
13:54				31 FARULOVA P Goalkeeper in

Legend:

(C)	Captain	%	Efficiency	Ass.	Assists	D	Defender	F	Forward
G/S	Goals/Shots on Goal	GK	Goalkeeper	No.	Shirt Number	PIM	Penalty in Minutes	Pos.	Playing Position
PS	Penalty Shot	Pts.	Points	S/S	Saves/Shots on Goal				



Start List

Match No: 6

SUI - THA

Referees:

KOSTINEK Tomas (CZE) / REICHELT Martin (CZE)

SUI - Switzerland

No.	Name	Pos.	MP	Goals	Assists	Points	PIM
1	TONDURY Ladina	GK	1				
94	HEINI Lara	GK	1				
3	RITTER Naja	D	1				
7	EDIZ Laila	F	1	1	1	2	
10	STETTLER Celine	D	1	1		1	
12	FITZI Seraina	F	1	1	2	3	
15	BERGER Doris	D	1				
17	GERIG Isabelle (C)	F	1		1	1	
19	REUSSER Norina	F	1	2		2	
27	METZGER Nina	F	1				
31	WICK Marcia	F	1		1	1	
37	LARSSON Linn	D	1				
84	WYSS Anja	F	1	3		3	
96	GREDIG Chiara	D	1				
Team Total				8	5	13	
Head Coach: LUNDIN Oscar (SWE)							

SUI		
PR	SVK	8-2
PR	THA	8 AUG
PR	SWE	9 AUG

THA - Thailand

No.	Name	Pos.	MP	Goals	Assists	Points	PIM
1	THIPTHA Supasuta (C)	GK	1				
28	MULLER Alexandra	GK	1				
4	RANGROB Jeeranan	D	1				
8	JOHANSSON Nelly	F	1				
12	KITTINANTHAWAT Paiya	F	1		1	1	
15	TORSTENSSON Cayenne	D	1				
16	BUNSUK Praphaphon	D	1				
17	KEBSOMRONG Rungrapa	F	1	2		2	
18	CARLBOM Alexandra	D	1				
22	WORAANU Kamonchanok	F	1				
31	PHUPHET Sasikarn	F	1				
37	BOONBUT Sirinan	F	1				
47	OLMATS Nathalie	F	1				
82	SORNNGAM Durnchai	F	1				
Team Total				2	1	3	
Head Coach: KOH BOON HOCK Kenneth							

THA		
PR	SWE	2-21
PR	SUI	8 AUG
PR	SVK	9 AUG

Legend:

(C)	Captain	D	Defender	F	Forward	GK	Goalkeeper	MP	Matches Played
No.	Shirt Number	PIM	Penalty in Minutes	Pos.	Playing Position	PR	Preliminary Round		



Results

Match No: 6

SUI 19 - 1 THA
(9 - 0, 4 - 1, 6 - 0)

Referees:

KOSTINEK Tomas (CZE) / REICHELT Martin (CZE)

SUI - Switzerland

No.	Name	Pos.	G/S	Ass.	Pts.	PIM
3	RITTER Naja	D	0/3	1	1	
7	EDIZ Laila	F	1/3	1	2	
10	STETTLER Celine	D	2/3	4	6	
12	FITZI Seraina	F	3/4	1	4	
15	BERGER Doris	D	1/4		1	
17	GERIG Isabelle (C)	F	3/5	1	4	
19	REUSSER Norina	F	0/2	2	2	
27	METZGER Nina	F	4/6	1	5	
31	WICK Marcia	F	0/2	2	2	
37	LARSSON Linn	D	0/2	2	2	
84	WYSS Anja	F	5/6	1	6	
96	GREDIG Chiara	D	0/1	2	2	
1	TONDURY Ladina	GK				
94	HEINI Lara	GK				
Totals			19/41	18	37	

Head Coach: LUNDIN Oscar (SWE)

THA - Thailand

No.	Name	Pos.	G/S	Ass.	Pts.	PIM
4	RANGROB Jeeranan	D				
8	JOHANSSON Nelly	F	0/1			2
12	KITTINANTHAWAT Paiya	F	0/1	1	1	
15	TORSTENSSON Cayenne	D				
16	BUNSUK Praphaphon	D				
17	KEBSOMRONG Runghnapa	F				
18	CARLBOM Alexandra	D				2
22	WORAANU Kamonchanok	F	1/3		1	
31	PHUPHET Sasikarn	F				
37	BOONBUT Sirinan	F	0/1			
47	OLMATS Nathalie	F				
82	SORNNGAM Durnchai	F				
1	THIPHTHA Supasuta (C)	GK				
28	MULLER Alexandra	GK				
Totals			1/6	1	2	4

Head Coach: KOH BOON HOCK Kenneth

Goalkeepers	S/S	%	Time Played
1 TONDURY Ladina	5/7	71.43	45:00
94 HEINI Lara			

Goalkeepers	S/S	%	Time Played
1 THIPHTHA Supasuta	9/19	47.37	27:34
28 MULLER Alexandra	13/21	61.90	17:26

Time	Action	SUI - Switzerland	Score	THA - Thailand
1st Period				
0:00		1 TONDURY L Goalkeeper		1 THIPHTHA S Goalkeeper
0:00				
1:52	Goal	84 WYSS A Assist: 96 GREDIG C	1 - 0	
2:38	Goal	17 GERIG I Assist: 27 METZGER N	2 - 0	
2:38				GK out: 1 THIPHTHA S GK in: 28 MULLER A
3:17	Goal	84 WYSS A Assist: 31 WICK M	3 - 0	
3:47	Goal	27 METZGER N Assist: 10 STETTLER C	4 - 0	
3:47				GK out: 28 MULLER A GK in: 1 THIPHTHA S
5:33	Goal	27 METZGER N Assist: 17 GERIG I	5 - 0	
9:47	Goal	12 FITZI S Assist: 3 RITTER N	6 - 0	
9:47				GK out: 1 THIPHTHA S GK in: 28 MULLER A
11:19	Goal	84 WYSS A Assist: 19 REUSSER N	7 - 0	
13:54	Goal	27 METZGER N Assist: 19 REUSSER N	8 - 0	
13:54				GK out: 28 MULLER A GK in: 1 THIPHTHA S
14:37	Goal	10 STETTLER C Assist: 7 EDIZ L	9 - 0	
2nd Period				
0:00		1 TONDURY L Goalkeeper		1 THIPHTHA S Goalkeeper
0:00				
0:25	Goal		9 - 1	22 WORAANU K Assist: 12 KITTINANTHAWAT P
6:11	Goal	84 WYSS A Assist: 12 FITZI S	10 - 1	
6:37	Goal	17 GERIG I Assist: 10 STETTLER C	11 - 1	
6:37				GK out: 1 THIPHTHA S GK in: 28 MULLER A
10:27	Goal	27 METZGER N Assist: 37 LARSSON L	12 - 1	
12:36	Goal	10 STETTLER C Assist: 37 LARSSON L	13 - 1	
12:36				GK out: 28 MULLER A GK in: 1 THIPHTHA S
3rd Period				
0:00		1 TONDURY L Goalkeeper		1 THIPHTHA S Goalkeeper
0:00				
1:27	Goal	12 FITZI S Assist: 96 GREDIG C	14 - 1	
6:44	Penalty			18 CARLBOM A 2 minutes
6:56	Goal	84 WYSS A Assist: 10 STETTLER C	15 - 1	



Results

Match No: 6

Time	Action	SUI - Switzerland		Score	THA - Thailand	
6:56					GK out: 1 THIPTHA S	GK in: 28 MULLER A
7:42	Penalty				8 JOHANSSON N	2 minutes
8:47	Goal	17 GERIG I	Assist: 10 STETTLER C	16 - 1		
10:25	Goal	12 FITZI S	Assist: 84 WYSS A	17 - 1		
10:25					GK out: 28 MULLER A	GK in: 1 THIPTHA S
11:02	Goal	15 BERGER D	Assist: 31 WICK M	18 - 1		
12:18	Goal	7 EDIZ L		19 - 1		
12:18					GK out: 1 THIPTHA S	GK in: 28 MULLER A

Legend:									
(C)	Captain	%	Efficiency	Ass.	Assists	D	Defender	F	Forward
G/S	Goals/Shots on Goal	GK	Goalkeeper	No.	Shirt Number	PIM	Penalty in Minutes	Pos.	Playing Position
PS	Penalty Shot	Pts.	Points	S/S	Saves/Shots on Goal				



Start List

Match No: 8

SVK - THA

Referees:

BOSTROM Glenn (SWE) / SODERMAN Hakan (SWE)

SVK - Slovakia

No.	Name	Pos.	MP	Goals	Assists	Points	PIM
31	FARULOVA Pavlina	GK	1				
89	VELEKOVA Romana	GK	1				
6	CHUPEKOVA Laura	F	1				
11	DRABKOVA Nikol	F	1				
16	CERVENA Lenka	D	1	1		1	
17	KLAPITOVA Katarina (C)	D	1				
24	PUDISOVA Linda	D	1		1	1	
26	TROSKOVA Jana	D	1				
27	MRAZOVA Zuzana	F	1				
30	HUDAKOVA Paulina	F	1	1	1	2	
78	VENDZUROVA Hana	D	1				
81	GROSSOVA Klara	F	1				
84	FAKTOROVA Alexandra	F	1				
88	HUDAKOVA Kristina	F	1				
Team Total				2	2	4	

Head Coach: JEDLICKA Michal (CZE)

SVK		
PR	SUI	2-8
PR	THA	9 AUG
PR	SWE	10 AUG

THA - Thailand

No.	Name	Pos.	MP	Goals	Assists	Points	PIM
1	THIPTHA Supasuta (C)	GK	2				
28	MULLER Alexandra	GK	2				
4	RANGROB Jeeranan	D	2				
8	JOHANSSON Nelly	F	2				2
12	KITTINANTHAWAT Paiya	F	2		2	2	
15	TORSTENSSON Cayenne	D	2				
16	BUNSUK Praphaphon	D	2				
17	KEBSOMRONG Rungnapa	F	2	2		2	
18	CARLBOM Alexandra	D	2				2
22	WORAANU Kamonchanok	F	2	1		1	
31	PHUPHET Sasikarn	F	2				
37	BOONBUT Sirinan	F	2				
47	OLMATS Nathalie	F	2				
82	SORNNGAM Durnchai	F	2				
Team Total				3	2	5	4

Head Coach: KOH BOON HOCK Kenneth

THA		
PR	SWE	2-21
PR	SUI	1-19
PR	SVK	9 AUG

Legend:

(C) Captain D Defender F Forward GK Goalkeeper MP Matches Played
No. Shirt Number PIM Penalty in Minutes Pos. Playing Position PR Preliminary Round



Results

Match No: 8

SVK 14 - 0 THA
(6 - 0, 6 - 0, 2 - 0)

Referees:

BOSTROM Glenn (SWE) / SODERMAN Hakan (SWE)

SVK - Slovakia

No.	Name	Pos.	G/S	Ass.	Pts.	PIM
6	CHUPEKOVA Laura	F	2/5	1	3	
11	DRABEKOVA Nikol	F	3/9		3	
16	CERVENA Lenka	D	3/3	2	5	
17	KLAPITOVA Katarina (C)	D	0/2			
24	PUDISOVA Linda	D	2/6	1	3	
26	TROSKOVA Jana	D	0/3	1	1	
27	MRAZOVA Zuzana	F	1/1	4	5	
30	HUDAKOVA Paulina	F	0/1	2	2	
78	VENDZUROVA Hana	D	1/1		1	
81	GROSSOVA Klara	F	0/6			
84	FAKTOROVA Alexandra	F	1/6	1	2	
88	HUDAKOVA Kristina	F	1/3		1	
31	FARULOVA Pavlina	GK				
89	VELEKOVA Romana	GK				
Totals			14/46	12	26	
Head Coach: JEDLICKA Michal (CZE)						

THA - Thailand

No.	Name	Pos.	G/S	Ass.	Pts.	PIM
4	RANGROB Jeeranan	D				
8	JOHANSSON Nelly	F	0/1			
12	KITTINANTHAWAT Paiya	F				
15	TORSTENSSON Cayenne	D				
16	BUNSUK Praphaphon	D				
17	KEBSOMRONG Runghnapa	F	0/1			
18	CARLBOM Alexandra	D	0/1			
22	WORAANU Kamonchanok	F	0/4			
31	PHUPHET Sasikarn	F				
37	BOONBUT Sirinan	F				
47	OLMATS Nathalie	F				
82	SORNNGAM Durnchai	F				
1	THIPHTA Supasuta (C)	GK				
28	MULLER Alexandra	GK				
Totals			0/7			
Head Coach: KOH BOON HOCK Kenneth						

Goalkeepers	S/S	%	Time Played
31 FARULOVA Pavlina			
89 VELEKOVA Romana	7/7	100.00	45:00

Goalkeepers	S/S	%	Time Played
1 THIPHTA Supasuta	14/25	56.00	23:08
28 MULLER Alexandra	18/21	85.71	21:52

Time	Action	SVK - Slovakia	Score	THA - Thailand
1st Period				
0:00		89 VELEKOVA R Goalkeeper		
0:00				1 THIPHTA S Goalkeeper
1:28	Goal	6 CHUPEKOVA L Assist: 30 HUDAKOVA P	1 - 0	
2:51	Goal	16 CERVENA L Assist: 6 CHUPEKOVA L	2 - 0	
3:28	Goal	78 VENDZUROVA H Assist: 26 TROSKOVA J	3 - 0	
6:41	Goal	11 DRABEKOVA N Assist: 84 FAKTOROVA A	4 - 0	
12:03	Goal	16 CERVENA L Assist: 30 HUDAKOVA P	5 - 0	
12:47	Goal	11 DRABEKOVA N Assist: 27 MRAZOVA Z	6 - 0	
2nd Period				
0:00		89 VELEKOVA R Goalkeeper		
0:00				1 THIPHTA S Goalkeeper
2:47	Goal	6 CHUPEKOVA L	7 - 0	
3:18	Goal	27 MRAZOVA Z Assist: 16 CERVENA L	8 - 0	
4:41	Goal	24 PUDISOVA L Assist: 27 MRAZOVA Z	9 - 0	
6:34	Goal	84 FAKTOROVA A	10 - 0	
8:08	Goal	16 CERVENA L Assist: 27 MRAZOVA Z	11 - 0	
8:08				GK out: 1 THIPHTA S GK in: 28 MULLER A
12:42	Goal	11 DRABEKOVA N Assist: 24 PUDISOVA L	12 - 0	
3rd Period				
0:00		89 VELEKOVA R Goalkeeper		
0:00				28 MULLER A Goalkeeper
9:01	Goal	88 HUDAKOVA K Assist: 27 MRAZOVA Z	13 - 0	
11:46	Goal	24 PUDISOVA L Assist: 16 CERVENA L	14 - 0	

Legend:

(C)	Captain	%	Efficiency	Ass.	Assists	D	Defender	F	Forward
G/S	Goals/Shots on Goal	GK	Goalkeeper	No.	Shirt Number	PIM	Penalty in Minutes	Pos.	Playing Position
PS	Penalty Shot	Pts.	Points	S/S	Saves/Shots on Goal				



Start List

Match No: 9

SWE - SUI

Referees:

KOSTINEK Tomas (CZE) / REICHELT Martin (CZE)

SWE - Sweden

No.	Name	Pos.	MP	Goals	Assists	Points	PIM
30	GORTZ Frida	GK	1				
86	HEDIN Lovisa	GK	1				
8	RASMUSSEN Ellen	F	1	2		2	
11	VISTROM Maja	F	1	1	1	2	
13	JOHANSSON Wilma	F	1	4	6	10	
15	LINDGREN Matilda	D	1	1	1	2	
18	MARKSTROM Mira	D	1	4	3	7	
22	OGREN Nellie	F	1	1		1	2
24	SUNDBERG Ida (C)	D	1				
26	WIBRON Emelie	F	1	1	3	4	
27	ANDERSSON Moa	D	1	3	2	5	
44	CARLSSON Lisa	D	1	1	1	2	
47	NORDSTRAND Hanna	F	1	2	3	5	
89	LUNDIN Ellen	F	1	1		1	
Team Total				21	20	41	2
Head Coach: LUNDSTROM Linn							

SWE		
PR	THA	21-2
PR	SUI	9 AUG
PR	SVK	10 AUG

SUI - Switzerland

No.	Name	Pos.	MP	Goals	Assists	Points	PIM
1	TONDURY Ladina	GK	2				
94	HEINI Lara	GK	2				
3	RITTER Naja	D	2		1	1	
7	EDIZ Laila	F	2	2	2	4	
10	STETTLER Celine	D	2	3	4	7	
12	FITZI Seraina	F	2	4	3	7	
15	BERGER Doris	D	2	1		1	
17	GERIG Isabelle (C)	F	2	3	2	5	
19	REUSSER Norina	F	2	2	2	4	
27	METZGER Nina	F	2	4	1	5	
31	WICK Marcia	F	2		3	3	
37	LARSSON Linn	D	2		2	2	
84	WYSS Anja	F	2	8	1	9	
96	GREDIG Chiara	D	2		2	2	
Team Total				27	23	50	
Head Coach: LUNDIN Oscar (SWE)							

SUI		
PR	SVK	8-2
PR	THA	19-1
PR	SWE	9 AUG

Legend:

(C)	Captain	D	Defender	F	Forward	GK	Goalkeeper	MP	Matches Played
No.	Shirt Number	PIM	Penalty in Minutes	Pos.	Playing Position	PR	Preliminary Round		



Results

Match No: 9

SWE 7 - 3 SUI
(3 - 2, 0 - 0, 4 - 1)

Referees:

KOSTINEK Tomas (CZE) / REICHELT Martin (CZE)

SWE - Sweden

No.	Name	Pos.	G/S	Ass.	Pts.	PIM
8	RASMUSSEN Ellen	F	1/3		1	
11	VISTROM Maja	F				
13	JOHANSSON Wilma	F	3/5	1	4	
15	LINDGREN Matilda	D				
18	MARKSTROM Mira	D	1/2		1	
22	OGREN Nellie	F				
24	SUNDBERG Ida (C)	D		3	3	
26	WIBRON Emelie	F	1/2	1	2	
27	ANDERSSON Moa	D	0/1	1	1	
44	CARLSSON Lisa	D				
47	NORDSTRAND Hanna	F	1/3	1	2	
89	LUNDIN Ellen	F	0/1			
30	GORTZ Frida	GK				
86	HEDIN Lovisa	GK				
Totals			7/17	7	14	

Head Coach: LUNDSTROM Linn

SUI - Switzerland

No.	Name	Pos.	G/S	Ass.	Pts.	PIM
3	RITTER Naja	D				
7	EDIZ Laila	F	0/1			
10	STETTLER Celine	D	0/2			
12	FITZI Seraina	F	1/4		1	
15	BERGER Doris	D	1/2		1	
17	GERIG Isabelle (C)	F	1/4		1	
19	REUSSER Norina	F	0/1			
27	METZGER Nina	F				
31	WICK Marcia	F		1	1	
37	LARSSON Linn	D				
84	WYSS Anja	F	0/3	1	1	
96	GREDIG Chiara	D				
1	TONDURY Ladina	GK				
94	HEINI Lara	GK				
Totals			3/17	2	5	

Head Coach: LUNDIN Oscar (SWE)

Goalkeepers	S/S	%	Time Played
30 GORTZ Frida			
86 HEDIN Lovisa	14/17	82.35	45:00

Goalkeepers	S/S	%	Time Played
1 TONDURY Ladina			
94 HEINI Lara	10/17	58.82	43:49

Time	Action	SWE - Sweden	Score	SUI - Switzerland
1st Period				
0:00		86 HEDIN L Goalkeeper		94 HEINI L Goalkeeper
0:00				
1:01	Goal	18 MARKSTROM M Assist: 24 SUNDBERG I	1 - 0	
3:53	Goal	47 NORDSTRAND H Assist: 26 WIBRON E	2 - 0	
4:28	Goal		2 - 1	15 BERGER D Assist: 84 WYSS A
5:46	Goal		2 - 2	12 FITZI S Assist: 31 WICK M
7:41	Goal	8 RASMUSSEN E Assist: 13 JOHANSSON W	3 - 2	
2nd Period				
0:00		86 HEDIN L Goalkeeper		94 HEINI L Goalkeeper
0:00				
3rd Period				
0:00				94 HEINI L Goalkeeper
0:00		86 HEDIN L Goalkeeper		
3:01	Goal	13 JOHANSSON W Assist: 24 SUNDBERG I	4 - 2	
5:53	PS		4 - 3	17 GERIG I Penalty Goal
6:24	PS	11 VISTROM M Penalty Shot missed		
11:38	Goal	26 WIBRON E Assist: 47 NORDSTRAND H	5 - 3	
11:50				94 HEINI L Goalkeeper out - Empty net
12:10				94 HEINI L Goalkeeper in
12:12	Goal	13 JOHANSSON W Assist: 24 SUNDBERG I	6 - 3	
12:22				94 HEINI L Goalkeeper out - Empty net
13:09				94 HEINI L Goalkeeper in
13:21	Goal	13 JOHANSSON W Assist: 27 ANDERSSON M	7 - 3	
14:15				94 HEINI L Goalkeeper out - Empty net
14:19				94 HEINI L Goalkeeper in

Legend:

(C)	Captain	%	Efficiency	Ass.	Assists	D	Defender	F	Forward
G/S	Goals/Shots on Goal	GK	Goalkeeper	No.	Shirt Number	PIM	Penalty in Minutes	Pos.	Playing Position
PS	Penalty Shot	Pts.	Points	S/S	Saves/Shots on Goal				



Start List

Match No: 12

SWE - SVK

Referees:

FRIEMEL Christian (SUI) / HASSELBERG Erik (SUI)

SWE - Sweden

No.	Name	Pos.	MP	Goals	Assists	Points	PIM
30	GORTZ Frida	GK	2				
86	HEDIN Lovisa	GK	2				
8	RASMUSSEN Ellen	F	2	3		3	
11	VISTROM Maja	F	2	1	1	2	
13	JOHANSSON Wilma	F	2	7	7	14	
15	LINDGREN Matilda	D	2	1	1	2	
18	MARKSTROM Mira	D	2	5	3	8	
22	OGREN Nellie	F	2	1		1	2
24	SUNDBERG Ida (C)	D	2		3	3	
26	WIBRON Emelie	F	2	2	4	6	
27	ANDERSSON Moa	D	2	3	3	6	
44	CARLSSON Lisa	D	2	1	1	2	
47	NORDSTRAND Hanna	F	2	3	4	7	
89	LUNDIN Ellen	F	2	1		1	
Team Total				28	27	55	2
Head Coach: LUNDSTROM Linn							

SWE		
PR	THA	21-2
PR	SUI	7-3
PR	SVK	10 AUG

SVK - Slovakia

No.	Name	Pos.	MP	Goals	Assists	Points	PIM
31	FARULOVA Pavlina	GK	2				
89	VELEKOVA Romana	GK	2				
6	CHUPEKOVA Laura	F	2	2	1	3	
11	DRABKOVA Nikol	F	2	3		3	
16	CERVENA Lenka	D	2	4	2	6	
17	KLAPITOVA Katarina (C)	D	2				
24	PUDISOVA Linda	D	2	2	2	4	
26	TROSKOVA Jana	D	2		1	1	
27	MRAZOVA Zuzana	F	2	1	4	5	
30	HUDAKOVA Paulina	F	2	1	3	4	
78	VENDZUROVA Hana	D	2	1		1	
81	GROSSOVA Klara	F	2				
84	FAKTOROVA Alexandra	F	2	1	1	2	
88	HUDAKOVA Kristina	F	2	1		1	
Team Total				16	14	30	
Head Coach: JEDLICKA Michal (CZE)							

SVK		
PR	SUI	2-8
PR	THA	14-0
PR	SWE	10 AUG

Legend:

(C)	Captain	D	Defender	F	Forward	GK	Goalkeeper	MP	Matches Played
No.	Shirt Number	PIM	Penalty in Minutes	Pos.	Playing Position	PR	Preliminary Round		



Results

Match No: 12

SWE 15 - 4 SVK

(5 - 0, 2 - 1, 8 - 3)

Referees:

FRIEMEL Christian (SUI) / HASSELBERG Erik (SUI)

SWE - Sweden

No.	Name	Pos.	G/S	Ass.	Pts.	PIM
8	RASMUSSEN Ellen	F	2/2	1	3	2
11	VISTROM Maja	F	1/5	1	2	
13	JOHANSSON Wilma	F	4/6	2	6	
15	LINDGREN Matilda	D				
18	MARKSTROM Mira	D	3/7	2	5	
22	OGREN Nellie	F	0/3			
24	SUNDBERG Ida (C)	D	0/1	1	1	
26	WIBRON Emelie	F	1/3	1	2	
27	ANDERSSON Moa	D	1/1		1	2
44	CARLSSON Lisa	D	1/1	1	2	
47	NORDSTRAND Hanna	F	1/2	1	2	
89	LUNDIN Ellen	F	1/1	2	3	
30	GORTZ Frida	GK				
86	HEDIN Lovisa	GK				
Totals			15/32	12	27	4

Head Coach: LUNDSTROM Linn

SVK - Slovakia

No.	Name	Pos.	G/S	Ass.	Pts.	PIM
6	CHUPEKOVA Laura	F		1	1	
11	DRABEKOVA Nikol	F	0/2			
16	CERVENA Lenka	D	1/3		1	
17	KLAPITOVA Katarina (C)	D				
24	PUDISOVA Linda	D	0/1	1	1	
26	TROSKOVA Jana	D	0/1			
27	MRAZOVA Zuzana	F	0/2			
30	HUDAKOVA Paulina	F	2/5		2	2
78	VENDZUROVA Hana	D				
81	GROSSOVA Klara	F				
84	FAKTOROVA Alexandra	F	1/2		1	
88	HUDAKOVA Kristina	F		1	1	
31	FARULOVA Pavlina	GK				
89	VELEKOVA Romana	GK				
Totals			4/16	3	7	2

Head Coach: JEDLICKA Michal (CZE)

Goalkeepers	S/S	%	Time Played
30 GORTZ Frida	12/16	75.00	45:00
86 HEDIN Lovisa			

Goalkeepers	S/S	%	Time Played
31 FARULOVA Pavlina	17/32	53.13	44:34
89 VELEKOVA Romana			

Time	Action	SWE - Sweden	Score	SVK - Slovakia
1st Period				
0:00		30 GORTZ F Goalkeeper		31 FARULOVA P Goalkeeper
0:00				
6:23	PS	13 JOHANSSON W Penalty Goal	1 - 0	
9:28	Penalty			30 HUDAKOVA P 2 minutes
10:29	Goal	11 VISTROM M Assist: 13 JOHANSSON W	2 - 0	
11:40	Goal	26 WIBRON E Assist: 13 JOHANSSON W	3 - 0	
12:06	Goal	18 MARKSTROM M Assist: 47 NORDSTRAND H	4 - 0	
14:16	Goal	47 NORDSTRAND H Assist: 18 MARKSTROM M	5 - 0	
2nd Period				
0:00		30 GORTZ F Goalkeeper		31 FARULOVA P Goalkeeper
0:00				
5:22	Goal	18 MARKSTROM M	6 - 0	
8:08	Penalty	27 ANDERSSON M 2 minutes		
11:49	Goal		6 - 1	30 HUDAKOVA P Assist: 6 CHUPEKOVA L
12:30	Goal	13 JOHANSSON W Assist: 24 SUNDBERG I	7 - 1	
3rd Period				
0:00		30 GORTZ F Goalkeeper		31 FARULOVA P Goalkeeper
0:00				
2:35	Goal		7 - 2	30 HUDAKOVA P Assist: 88 HUDAKOVA K
4:31	Goal		7 - 3	16 CERVENA L Assist: 24 PUDISOVA L
5:09	Goal	18 MARKSTROM M Assist: 89 LUNDIN E	8 - 3	
5:39	Goal		8 - 4	84 FAKTOROVA A
6:43	Goal	8 RASMUSSEN E Assist: 89 LUNDIN E	9 - 4	
8:23	Goal	27 ANDERSSON M	10 - 4	
11:05	Goal	44 CARLSSON L Assist: 8 RASMUSSEN E	11 - 4	
11:12	Goal	8 RASMUSSEN E Assist: 18 MARKSTROM M	12 - 4	
12:12	Goal	13 JOHANSSON W Assist: 26 WIBRON E	13 - 4	
13:16	Penalty	8 RASMUSSEN E 2 minutes		
13:16				31 FARULOVA P Goalkeeper out - Empty net
13:42				31 FARULOVA P Goalkeeper in
13:50	Goal	13 JOHANSSON W Assist: 11 VISTROM M	14 - 4	



Results

Match No: 12

Time	Action	SWE - Sweden	Score	SVK - Slovakia
14:31	Goal	89 LUNDIN E Assist: 44 CARLSSON L	15 - 4	

Legend:

(C)	Captain	%	Efficiency	Ass.	Assists	D	Defender	F	Forward
G/S	Goals/Shots on Goal	GK	Goalkeeper	No.	Shirt Number	PIM	Penalty in Minutes	Pos.	Playing Position
PS	Penalty Shot	Pts.	Points	S/S	Saves/Shots on Goal				



TWG
2025
CHENGDU



FREEDIVING

RESULTS BOOK

TABLE OF CONTENTS



22	Freediving	2333
22.1	Table of Contents	2334
22.2	Competition Schedule	2339
22.3	Current Records	2340
22.3.1	Current Records Men	2340
22.3.2	Current Records Women	2341
22.4	Entry List by NOC	2342
22.4.1	Entry List by NOC Men	2342
22.4.2	Entry List by NOC Women	2343
22.5	Start List by Session	2344
22.5.1	Start List by Session 1	2344
22.5.2	Start List by Session 2	2347
22.6	Records Set	2350
22.6.1	Records Set by Event	2350
22.6.2	Records Set by Record Type	2351
22.6.3	Records Set by Date	2352
22.7	Medallists by Event	2353
22.8	Medal Standings	2354
22.9	Multi-Medallists at these Games	2355
22.10	Men's Dynamic with Fins	2356
22.10.1	Entry List by Event	2357
22.10.2	Start List	2358
22.10.3	Results Summary	2359
22.10.4	Heat 1 Results	2360
22.10.5	Heat 2 Results	2361
22.10.6	Heat 3 Results	2362
22.10.7	Medallists	2363
22.11	Men's Dynamic without Fins	2364
22.11.1	Entry List by Event	2365
22.11.2	Start List	2366
22.11.3	Results Summary	2367
22.11.4	Heat 1 Results	2368
22.11.5	Heat 2 Results	2369
22.11.6	Heat 3 Results	2370
22.11.7	Medallists	2371
22.12	Men's Dynamic with Fins - FFS1-FFS2	2372
22.12.1	Entry List by Event	2373

RESULTS BOOK

TABLE OF CONTENTS

22.12.2	Start List	2374
22.12.3	Results Summary	2375
22.12.4	Heat 1 Results	2376
22.12.5	Heat 2 Results	2377
22.12.6	Heat 3 Results	2378
22.12.7	Heat 4 Results	2379
22.12.8	Medallists	2380
22.13	Men's Dynamic without Fins - FFS1-FFS2	2381
22.13.1	Entry List by Event	2382
22.13.2	Start List	2383
22.13.3	Results Summary	2384
22.13.4	Heat 1 Results	2385
22.13.5	Heat 2 Results	2386
22.13.6	Heat 3 Results	2387
22.13.7	Heat 4 Results	2388
22.13.8	Medallists	2389
22.14	Men's Dynamic without Fins - FFS3-FFS4	2390
22.14.1	Entry List by Event	2391
22.14.2	Start List	2392
22.14.3	Results Summary	2393
22.14.4	Heat 1 Results	2394
22.14.5	Heat 2 Results	2395
22.14.6	Heat 3 Results	2396
22.14.7	Medallists	2397
22.15	Women's Dynamic with Fins	2398
22.15.1	Entry List by Event	2399
22.15.2	Start List	2400
22.15.3	Results Summary	2401
22.15.4	Heat 1 Results	2402
22.15.5	Heat 2 Results	2403
22.15.6	Heat 3 Results	2404
22.15.7	Medallists	2405
22.16	Women's Dynamic without Fins	2406
22.16.1	Entry List by Event	2407
22.16.2	Start List	2408
22.16.3	Results Summary	2409
22.16.4	Heat 1 Results	2410
22.16.5	Heat 2 Results	2411
22.16.6	Heat 3 Results	2412
22.16.7	Medallists	2413
22.17	Women's Dynamic with Fins - FFS1-FFS2	2414
22.17.1	Entry List by Event	2415
22.17.2	Start List	2416
22.17.3	Results Summary	2417

RESULTS BOOK

TABLE OF CONTENTS

22.17.4	Heat 1 Results	2418
22.17.5	Heat 2 Results	2419
22.17.6	Heat 3 Results	2420
22.17.7	Medallists	2421
22.18	Women's Dynamic without Fins - FFS1-FFS2	2422
22.18.1	Entry List by Event	2423
22.18.2	Start List	2424
22.18.3	Results Summary	2425
22.18.4	Heat 1 Results	2426
22.18.5	Heat 2 Results	2427
22.18.6	Heat 3 Results	2428
22.18.7	Medallists	2429
22.19	Women's Dynamic without Fins - FFS3-FFS4	2430
22.19.1	Entry List by Event	2431
22.19.2	Start List	2432
22.19.3	Results Summary	2433
22.19.4	Heat 1 Results	2434
22.19.5	Heat 2 Results	2435
22.19.6	Medallists	2436




Competition Schedule

As of SUN 10 AUG 2025

Date	Start Time	Event Number	Event	Phase
SUN 10 AUG	10:00	1	Women's Dynamic without Fins	Final
	10:40	2	Men's Dynamic without Fins	Final
	11:30	1	Women's Dynamic without Fins	Award Ceremony
	11:37	2	Men's Dynamic without Fins	Award Ceremony
	12:00	3	Men's Dynamic without Fins - FFS1-FFS2	Final
	12:40	4	Men's Dynamic without Fins - FFS3-FFS4	Final
	13:10	5	Women's Dynamic with Fins - FFS1-FFS2	Final
	13:40	3	Men's Dynamic without Fins - FFS1-FFS2	Award Ceremony
	13:47	4	Men's Dynamic without Fins - FFS3-FFS4	Award Ceremony
	13:54	5	Women's Dynamic with Fins - FFS1-FFS2	Award Ceremony
	14:01		<i>End time of session</i>	
MON 11 AUG	10:00	6	Women's Dynamic with Fins	Final
	10:40	7	Men's Dynamic with Fins	Final
	11:30	6	Women's Dynamic with Fins	Award Ceremony
	11:37	7	Men's Dynamic with Fins	Award Ceremony
	12:00	8	Women's Dynamic without Fins - FFS1-FFS2	Final
	12:30	9	Women's Dynamic without Fins - FFS3-FFS4	Final
	12:50	10	Men's Dynamic with Fins - FFS1-FFS2	Final
	13:37	9	Women's Dynamic without Fins - FFS3-FFS4	Award Ceremony
	13:40	8	Women's Dynamic without Fins - FFS1-FFS2	Award Ceremony
	13:44	10	Men's Dynamic with Fins - FFS1-FFS2	Award Ceremony
	13:51		<i>End time of session</i>	

Timing and Results provided by Tissot



Current Records

As of SAT 9 AUG 2025

Event	Type	Dist. (m)	Name	NOC Code	Location	Date
Men's Dynamic with Fins	WR WG	326.5	MALINA Mateusz Jan <i>No existing record</i>	POL	Athens (GRE)	24 FEB 2025
Men's Dynamic without Fins	WR WG	239.0	MALINA Mateusz Jan <i>No existing record</i>	POL	Athens (GRE)	20 MAY 2025

Note:
Initial data was provided by CMAS and will be updated during the competition.

Legend:
WG World Games Record **WR** World Record

Timing and Results provided by Tissot



Current Records

As of SUN 10 AUG 2025

Event	Type	Dist. (m)	Name	NOC Code	Location	Date
Women's Dynamic with Fins	WR WG	284.0	KOZERSKA Julia Malgorzata <i>No existing record</i>	POL	Athens (GRE)	24 MAY 2025
Women's Dynamic without Fins	WR WG	222.5	KOZERSKA Julia Malgorzata <i>No existing record</i>	POL	Chengdu (CHN)	10 AUG 2025

Note:
Initial data was provided by CMAS and will be updated during the competition.

Legend:
WG World Games Record **WR** World Record

Timing and Results provided by Tissot



NOC

As of TUE 12 AUG 2025

NOC	Date of Birth	Height m / ft in	Event	Announced Distance (m)
AIN - AIN				
KUSAKIN Alexander	28 NOV 1982	-	Men's Dynamic without Fins - FFS3-FFS4	102.5
MOLCHANOV Alexey	5 MAR 1987		Men's Dynamic with Fins	300.0
			Men's Dynamic without Fins	200.0
SAMOFALOV Eduard	17 JUN 1976		Men's Dynamic with Fins - FFS1-FFS2	102.0
			Men's Dynamic without Fins - FFS1-FFS2	80.0
CHN - People's Republic of China				
JIN Ming	10 APR 1993	-	Men's Dynamic with Fins	284.0
			Men's Dynamic without Fins	192.0
LONG Dengxi	1 DEC 2006		Men's Dynamic with Fins - FFS1-FFS2	100.0
			Men's Dynamic without Fins - FFS1-FFS2	56.5
COL - Colombia				
SEPULVEDA BOLIVAR Brayan	30 JUN 1999		Men's Dynamic without Fins - FFS3-FFS4	35.0
CRO - Croatia				
PELES Vanja	10 SEP 1989	-	Men's Dynamic with Fins	276.0
			Men's Dynamic without Fins	227.0
CUB - Cuba				
SALGADO MARTINEZ Rolando	7 AUG 1991	-	Men's Dynamic with Fins	278.0
			Men's Dynamic without Fins	202.0
DEN - Denmark				
MARTI-BECKMANN Casper	20 AUG 1973		Men's Dynamic with Fins - FFS1-FFS2	163.0
			Men's Dynamic without Fins - FFS1-FFS2	111.0
FRA - France				
BOSCARI Alexandre	18 SEP 1973		Men's Dynamic with Fins - FFS1-FFS2	151.0
			Men's Dynamic without Fins - FFS1-FFS2	101.5
BOURDILA Guillaume	9 AUG 1994	-	Men's Dynamic with Fins	306.0
			Men's Dynamic without Fins	227.0
LEBLANC Mathieu	24 APR 1985		Men's Dynamic without Fins - FFS3-FFS4	79.0
ITA - Italy				
AIROLDI Matteo Michele	4 JUN 1990	-	Men's Dynamic with Fins	252.0
			Men's Dynamic without Fins	204.0
BONAFIN Pierluigi	22 MAR 1972		Men's Dynamic without Fins - FFS3-FFS4	77.5
CIANFONI Alessandro	17 FEB 1972		Men's Dynamic without Fins - FFS3-FFS4	120.0
DEMONDIS Ottavio	7 JUL 1975		Men's Dynamic with Fins - FFS1-FFS2	127.5
			Men's Dynamic without Fins - FFS1-FFS2	72.5
GENERALI Mauro	17 DEC 1974	-	Men's Dynamic with Fins	279.0
			Men's Dynamic without Fins	192.0
PAGANI Fabrizio	14 JUL 1968		Men's Dynamic without Fins - FFS3-FFS4	89.0
VISCONTI Gianluca	6 JUN 1972		Men's Dynamic with Fins - FFS1-FFS2	102.0
			Men's Dynamic without Fins - FFS1-FFS2	35.0
POL - Poland				
MALINA Mateusz Jan	10 JUN 1986	-	Men's Dynamic with Fins	326.0
			Men's Dynamic without Fins	239.0
SMR - San Marino				
MAZZA Daniele	27 DEC 1970		Men's Dynamic with Fins - FFS1-FFS2	115.0
			Men's Dynamic without Fins - FFS1-FFS2	35.0
TPE - Chinese Taipei				
CHAN Kai - Hsiang	26 NOV 1988	-	Men's Dynamic with Fins	300.0
			Men's Dynamic without Fins	235.0

Legend:

- Information not available

Timing and Results provided by Tissot



NOC

As of TUE 12 AUG 2025

NOC	Date of Birth	Height m / ft in	Event	Announced Distance (m)
AIN - AIN				
DIODOROVA Anastasia	7 JAN 1990		Women's Dynamic with Fins - FFS1-FFS2	49.0
			Women's Dynamic without Fins - FFS1-FFS2	49.0
CHN - People's Republic of China				
HUANG Jingqiu	5 OCT 2005		Women's Dynamic with Fins - FFS1-FFS2	49.5
			Women's Dynamic without Fins - FFS1-FFS2	49.5
HUANG Shiyu	25 OCT 2009		Women's Dynamic with Fins - FFS1-FFS2	56.5
			Women's Dynamic without Fins - FFS1-FFS2	56.5
KONG Tianci	8 DEC 2006		Women's Dynamic without Fins - FFS3-FFS4	27.0
TANG Ke	31 AUG 1993	-	Women's Dynamic with Fins	216.0
			Women's Dynamic without Fins	178.0
COL - Colombia				
AREVALO GARAY YC	20 JUN 2005		Women's Dynamic without Fins - FFS3-FFS4	50.0
RODRIGUEZ ANGARITA	7 MAR 2003		Women's Dynamic with Fins - FFS1-FFS2	42.0
			Women's Dynamic without Fins - FFS1-FFS2	42.0
CRO - Croatia				
KARDASEVIC Mirela	21 APR 1987	-	Women's Dynamic with Fins	284.0
			Women's Dynamic without Fins	209.0
FRA - France				
JACKY Celine	13 APR 1989	-	Women's Dynamic with Fins	228.0
			Women's Dynamic without Fins	157.0
HUN - Hungary				
TOROCSIK Zsolia	8 MAY 1988	-	Women's Dynamic with Fins	277.0
			Women's Dynamic without Fins	200.0
ITA - Italy				
AERE Katia	28 AUG 1971		Women's Dynamic without Fins - FFS3-FFS4	54.5
BREGONZIO Livia	2 APR 1973	-	Women's Dynamic with Fins	263.0
			Women's Dynamic without Fins	179.0
COLANERO Ilenia	5 JAN 1982		Women's Dynamic without Fins - FFS3-FFS4	75.0
DAL BIANCO Michela	2 DEC 1978		Women's Dynamic with Fins - FFS1-FFS2	64.0
			Women's Dynamic without Fins - FFS1-FFS2	64.0
POZZI Marta	1 APR 2000		Women's Dynamic with Fins - FFS1-FFS2	58.5
			Women's Dynamic without Fins - FFS1-FFS2	58.5
RODDA Cristina Maria	3 JAN 1972	-	Women's Dynamic with Fins	238.0
			Women's Dynamic without Fins	138.0
JPN - Japan				
OZEKI Yasuko	18 MAR 1986	-	Women's Dynamic with Fins	223.0
			Women's Dynamic without Fins	167.0
POL - Poland				
KOZERSKA JM	21 NOV 1987	-	Women's Dynamic with Fins	284.0
			Women's Dynamic without Fins	214.0
SOLICH TALANDA Magdalena	3 MAR 1990	-	Women's Dynamic with Fins	281.0
			Women's Dynamic without Fins	209.0
UKR - Ukraine				
SADURSKA Kateryna	19 JUL 1992	-	Women's Dynamic with Fins	250.0
			Women's Dynamic without Fins	183.0

Legend:

- Information not available

Timing and Results provided by Tissot



SUN 10 AUG 2025
Start Time: 10:00

Start List by Session

Morning Session

Event 1	Women's Dynamic without Fins	10:00	Heat 1
WR	214.0 KOZERSKA Julia Malgorzata	POL Athens (GRE)	2025
1			
2			
3	TANG Ke	CHN 31 AUG 1993	178.0
4			
5			
6			
7	OZEKI Yasuko	JPN 18 MAR 1986	167.0
8			

Event 1	Women's Dynamic without Fins	10:09	Heat 2
WR	214.0 KOZERSKA Julia Malgorzata	POL Athens (GRE)	2025
1			
2	JACKY Celine	FRA 13 APR 1989	157.0
3	SADURSKA Katernyna	UKR 19 JUL 1992	183.0
4			
5			
6	RODDA Cristina Maria	ITA 3 JAN 1972	138.0
7	BREGONZIO Livia	ITA 2 APR 1973	179.0
8			

Event 1	Women's Dynamic without Fins	10:23	Heat 3
WR	214.0 KOZERSKA Julia Malgorzata	POL Athens (GRE)	2025
1			
2	TOROSCIK Zsolia	HUN 8 MAY 1988	200.0
3	KOZERSKA Julia Malgorzata	POL 21 NOV 1987	214.0
4			
5			
6	SOLICH TALANDA Magdalena	POL 3 MAR 1990	209.0
7	KARDASEVIC Mirela	CRO 21 APR 1987	209.0
8			

Event 2	Men's Dynamic without Fins	10:40	Heat 1
WR	239.0 MALINA Mateusz Jan	POL Athens (GRE)	2025
1			
2			
3	AIROLDI Matteo Michele	ITA 4 JUN 1990	204.0
4			
5			
6			
7			
8			

Event 2	Men's Dynamic without Fins	10:49	Heat 2
WR	239.0 MALINA Mateusz Jan	POL Athens (GRE)	2025
1			
2	PELES Vanja	CRO 10 SEP 1989	227.0
3	GENERALI Mauro	ITA 17 DEC 1974	192.0
4			
5			
6	SALGADO MARTINEZ Rolando	CUB 7 AUG 1991	202.0
7	JIN Ming	CHN 10 APR 1993	192.0
8			

Event 2	Men's Dynamic without Fins	11:04	Heat 3
WR	239.0 MALINA Mateusz Jan	POL Athens (GRE)	2025
1			
2	CHAN Kai - Hsiang	TPE 26 NOV 1988	235.0
3	BOURDILA Guillaume	FRA 9 AUG 1994	227.0
4			
5			
6	MOLCHANOV Alexey	AIN 5 MAR 1987	200.0
7	MALINA Mateusz Jan	POL 10 JUN 1986	239.0
8			

Medal Ceremonies		
Event	Discipline Name	Start Time
1	Women's Dynamic without Fins	11:30
2	Men's Dynamic without Fins	11:37

Event 3	Men's Dynamic without Fins - FFS1-FFS2	12:00	Heat 1
0	VISCONTI Gianluca	ITA	35.0
1			
2			
3			
4			
5			
6			
7			
8			
9			

Timing and Results provided by Tissot



Start List by Session

Morning Session

Event 3	Men's Dynamic without Fins - FFS1-FFS2	12:10	Heat 2
0	MAZZA Daniele	SMR	35.0
1			
2			
3			
4			
5			
6			
7			
8			
9	LONG Dengxi	CHN	56.5

Event 3	Men's Dynamic without Fins - FFS1-FFS2	12:20	Heat 3
0	DEMONTIS Ottavio	ITA	72.5
1			
2			
3			
4			
5			
6			
7			
8			
9	SAMOFALOV Eduard	AIN	80.0

Event 3	Men's Dynamic without Fins - FFS1-FFS2	12:30	Heat 4
0	BOSCARI Alexandre	FRA	101.5
1			
2			
3			
4			
5			
6			
7			
8			
9	MARTI-BECKMANN Casper	DEN	111.0

Event 4	Men's Dynamic without Fins - FFS3-FFS4	12:40	Heat 1
0	SEPULVEDA BOLIVAR Brayan	COL	35.0
1			
2			
3			
4			
5			
6			
7			
8			
9	BONAFIN Pierluigi	ITA	77.5

Event 4	Men's Dynamic without Fins - FFS3-FFS4	12:50	Heat 2
0	LEBLANC Mathieu	FRA	79.0
1			
2			
3			
4			
5			
6			
7			
8			
9	PAGANI Fabrizio	ITA	89.0

Event 4	Men's Dynamic without Fins - FFS3-FFS4	13:00	Heat 3
0	KUSAKIN Alexander	AIN	102.5
1			
2			
3			
4			
5			
6			
7			
8			
9	CIANFONI Alessandro	ITA	120.0

Event 5	Women's Dynamic with Fins - FFS1-FFS2	13:10	Heat 1
0	RODRIGUEZ ANGARITA M.C.	COL	42.0
1			
2			
3			
4			
5			
6			
7			
8			
9	DAL BIANCO Michela	ITA	64.0

Event 5	Women's Dynamic with Fins - FFS1-FFS2	13:20	Heat 2
0	DIODOROVA Anastasia	AIN	49.0
1			
2			
3			
4			
5			
6			
7			
8			
9	HUANG Jingqiu	CHN	49.5

Timing and Results provided by Tissot



SUN 10 AUG 2025
Start Time: 10:00

Start List by Session

Morning Session

Event 5	Women's Dynamic with Fins - FFS1-FFS2	13:30	Heat 3
0	HUANG Shiyu	CHN	56.5
1			
2			
3			
4			
5			
6			
7			
8			
9	POZZI Marta	ITA	58.5

Event	Discipline Name	Start Time
3	Men's Dynamic without Fins - FFS1-FFS2	13:40
4	Men's Dynamic without Fins - FFS3-FFS4	13:47
5	Women's Dynamic with Fins - FFS1-FFS2	13:54

Legend:
WR World Record

Timing and Results provided by Tissot



Start List by Session

Morning Session

Event 6	Women's Dynamic with Fins	10:00	Heat 1
WR	284.0 KOZERSKA Julia Malgorzata	POL Athens (GRE)	2025
1			
2			
3	TANG Ke	CHN 31 AUG 1993	216.0
4			
5			
6			
7	OZEKI Yasuko	JPN 18 MAR 1986	223.0
8			

Event 6	Women's Dynamic with Fins	10:09	Heat 2
WR	284.0 KOZERSKA Julia Malgorzata	POL Athens (GRE)	2025
1			
2	JACKY Celine	FRA 13 APR 1989	228.0
3	SADURSKA Katernyna	UKR 19 JUL 1992	250.0
4			
5			
6	RODDA Cristina Maria	ITA 3 JAN 1972	238.0
7	BREGONZIO Livia	ITA 2 APR 1973	263.0
8			

Event 6	Women's Dynamic with Fins	10:23	Heat 3
WR	284.0 KOZERSKA Julia Malgorzata	POL Athens (GRE)	2025
1			
2	TOROSIK Zsofia	HUN 8 MAY 1988	277.0
3	KOZERSKA Julia Malgorzata	POL 21 NOV 1987	284.0
4			
5			
6	SOLICH TALANDA Magdalena	POL 3 MAR 1990	281.0
7	KARDASEVIC Mirela	CRO 21 APR 1987	284.0
8			

Event 7	Men's Dynamic with Fins	10:40	Heat 1
WR	326.5 MALINA Mateusz Jan	POL Athens (GRE)	2025
1			
2			
3	PELES Vanja	CRO 10 SEP 1989	276.0
4			
5			
6			
7			
8			

Event 7	Men's Dynamic with Fins	10:49	Heat 2
WR	326.5 MALINA Mateusz Jan	POL Athens (GRE)	2025
1			
2	AIROLDI Matteo Michele	ITA 4 JUN 1990	252.0
3	GENERALI Mauro	ITA 17 DEC 1974	279.0
4			
5			
6	SALGADO MARTINEZ Rolando	CUB 7 AUG 1991	278.0
7	JIN Ming	CHN 10 APR 1993	284.0
8			

Event 7	Men's Dynamic with Fins	11:04	Heat 3
WR	326.5 MALINA Mateusz Jan	POL Athens (GRE)	2025
1			
2	CHAN Kai - Hsiang	TPE 26 NOV 1988	300.0
3	BOURDILA Guillaume	FRA 9 AUG 1994	306.0
4			
5			
6	MOLCHANOV Alexey	AIN 5 MAR 1987	300.0
7	MALINA Mateusz Jan	POL 10 JUN 1986	326.0
8			

Medal Ceremonies		
Event	Discipline Name	Start Time
6	Women's Dynamic with Fins	11:30
7	Men's Dynamic with Fins	11:37

Event 8	Women's Dynamic without Fins - FFS1-FFS2	12:00	Heat 1
0			
1	DIODOROVA Anastasia	AIN	49.0
2			
3			
4			
5			
6			
7			
8			
9	RODRIGUEZ ANGARITA M.C.	COL	42.0

Timing and Results provided by Tissot



Start List by Session

Morning Session

Event 8	Women's Dynamic without Fins - FFS1-FFS2	12:10	Heat 2
0	HUANG Jingqiu	CHN	49.5
1			
2			
3			
4			
5			
6			
7			
8			
9	HUANG Shiyu	CHN	56.5

Event 8	Women's Dynamic without Fins - FFS1-FFS2	12:20	Heat 3
0	POZZI Marta	ITA	58.5
1			
2			
3			
4			
5			
6			
7			
8			
9	DAL BIANCO Michela	ITA	64.0

Event 9	Women's Dynamic without Fins - FFS3-FFS4	12:30	Heat 1
0	KONG Tianci	CHN	27.0
1			
2			
3			
4			
5			
6			
7			
8			
9	AREVALO GARAY Y.C.	COL	50.0

Event 9	Women's Dynamic without Fins - FFS3-FFS4	12:40	Heat 2
0	AERE Katia	ITA	54.5
1			
2			
3			
4			
5			
6			
7			
8			
9	COLANERO Ilenia	ITA	75.0

Event 10	Men's Dynamic with Fins - FFS1-FFS2	12:50	Heat 1
0			
1			
2			
3			
4			
5			
6			
7			
8			
9	LONG Dengxi	CHN	100.0

Event 10	Men's Dynamic with Fins - FFS1-FFS2	13:00	Heat 2
0	VISCONTI Gianluca	ITA	102.0
1			
2			
3			
4			
5			
6			
7			
8			
9	SAMOFALOV Eduard	AIN	102.0

Event 10	Men's Dynamic with Fins - FFS1-FFS2	13:10	Heat 3
0	MAZZA Daniele	SMR	115.0
1			
2			
3			
4			
5			
6			
7			
8			
9	DEMONTIS Ottavio	ITA	127.5

Event 10	Men's Dynamic with Fins - FFS1-FFS2	13:20	Heat 4
0	BOSCARI Alexandre	FRA	151.0
1			
2			
3			
4			
5			
6			
7			
8			
9	MARTI-BECKMANN Casper	DEN	163.0

Timing and Results provided by Tissot



MON 11 AUG 2025
Start Time: 10:00

Start List by Session

Morning Session

		Medal Ceremonies
Event	Discipline Name	Start Time
9	Women's Dynamic without Fins - FFS3-FFS4	13:37
8	Women's Dynamic without Fins - FFS1-FFS2	13:40
10	Men's Dynamic with Fins - FFS1-FFS2	13:44

MC

Legend:

WR World Record

Timing and Results provided by Tissot



C81A - Records Set by Event

As of MON 11 AUG 2025

Event		Name	NOC Code	Dist. (m)	Record Type
Women's Dynamic with Fins	Heat 3	TOROCSIK Zsofia	HUN	300.0	WR
Women's Dynamic without Fins	Heat 3	KOZERSKA Julia Malgorzata	POL	222.5	WR

Legend: WR World Record
--

Timing and Results provided by Tissot



C81B - Records Set by Record Type

As of MON 11 AUG 2025

WORLD RECORD

Total number of World Records set: 2

Event		Name	NOC Code	Dist. (m)	Date
Women's Dynamic with Fins	Heat 3	TOROCSIK Zsofia	HUN	300.0	11 AUG
Women's Dynamic without Fins	Heat 3	KOZERSKA Julia Malgorzata	POL	222.5	10 AUG

Timing and Results provided by Tissot

**C81C - Records Set by Date**

As of MON 11 AUG 2025

Date	Event		Name	NOC Code	Dist. (m)	Record Type
SUN 10 AUG	Women's Dynamic without Fins	Heat 3	KOZERSKA Julia Malgorzata	POL	222.5	World
MON 11 AUG	Women's Dynamic with Fins	Heat 3	TOROCSIK Zsofia	HUN	300.0	World

Timing and Results provided by Tissot



Medallists by Event

As of MON 11 AUG 2025 at 13:23
After 10 of 10 Events

Event	Date	Medal	Name	NOC Code
Women's Dynamic with Fins	11 AUG 2025	GOLD	TOROCSIK Zsofia	HUN
		SILVER	KOZERSKA Julia Malgorzata	POL
		BRONZE	KARDASEVIC Mirela	CRO
Women's Dynamic without Fins	10 AUG 2025	GOLD	KOZERSKA Julia Malgorzata	POL
		SILVER	TOROCSIK Zsofia	HUN
		BRONZE	SOLICH TALANDA Magdalena	POL
Men's Dynamic with Fins	11 AUG 2025	GOLD	MALINA Mateusz Jan	POL
		SILVER	MOLCHANOV Alexey	AIN
		BRONZE	GENERALI Mauro	ITA
Men's Dynamic without Fins	10 AUG 2025	GOLD	MALINA Mateusz Jan	POL
		SILVER	SALGADO MARTINEZ Rolando	CUB
		BRONZE	PELES Vanja	CRO
Women's Dynamic with Fins - FFS1-FFS2	10 AUG 2025	GOLD	HUANG ShiYu	CHN
		SILVER	POZZI Marta	ITA
		BRONZE	RODRIGUEZ ANGARITA Maria Carolina	COL
Women's Dynamic without Fins - FFS1-FFS2	11 AUG 2025	GOLD	HUANG Jingqiu	CHN
		SILVER	RODRIGUEZ ANGARITA Maria Carolina	COL
		BRONZE	POZZI Marta	ITA
Women's Dynamic without Fins - FFS3-FFS4	11 AUG 2025	GOLD	COLANERO Ilenia	ITA
		SILVER	AERE Katia	ITA
Men's Dynamic with Fins - FFS1-FFS2	11 AUG 2025	GOLD	LONG Dengxi	CHN
		SILVER	MARTI-BECKMANN Casper	DEN
		BRONZE	BOSCARI Alexandre	FRA
Men's Dynamic without Fins - FFS1-FFS2	10 AUG 2025	GOLD	LONG Dengxi	CHN
		SILVER	BOSCARI Alexandre	FRA
		BRONZE	MARTI-BECKMANN Casper	DEN
Men's Dynamic without Fins - FFS3-FFS4	10 AUG 2025	GOLD	CIANFONI Alessandro	ITA
		SILVER	KUSAKIN Alexander	AIN
		BRONZE	PAGANI Fabrizio	ITA

Timing and Results provided by Tissot



Medal Standings

As of MON 11 AUG 2025 at 13:23
After 10 of 10 Events

Rank	NOC	Men				Women				Total				Rank by Total
		G	S	B	Tot.	G	S	B	Tot.	G	S	B	Tot.	
1	CHN - People's Republic of China	2			2	2			2	4			4	3
2	POL - Poland	2			2	1	1	1	3	3	1	1	5	2
3	ITA - Italy	1		2	3	1	2	1	4	2	2	3	7	1
4	HUN - Hungary					1	1		2	1	1		2	=4
5	AIN - AIN		2		2						2		2	=4
6	COL - Colombia						1	1	2		1	1	2	=4
6	DEN - Denmark		1	1	2						1	1	2	=4
6	FRA - France		1	1	2						1	1	2	=4
9	CUB - Cuba		1		1						1		1	10
10	CRO - Croatia			1	1			1	1			2	2	=4
	Total:	5	5	5	15	5	5	4	14	10	10	9	29	

Note:
Rank by Total is calculated by the total number of gold, silver and bronze medals.

Legend:
= Equal sign indicates that two or more NOCs share the same rank by total
Tot. Total
B Bronze
G Gold
S Silver

Timing and Results provided by Tissot



Multi-Medallists at These Games

As of MON 11 AUG 2025 at 13:23

Rank	Name	NOC Code	Event	Medals	
				Type	Total
1	MALINA Mateusz Jan	POL	Men's Dynamic with Fins	GOLD	2
			Men's Dynamic without Fins	GOLD	
1	LONG Dengxi	CHN	Men's Dynamic with Fins - FFS1-FFS2	GOLD	2
			Men's Dynamic without Fins - FFS1-FFS2	GOLD	
3	TOROCSIK Zsofia	HUN	Women's Dynamic with Fins	GOLD	2
			Women's Dynamic without Fins	SILVER	
3	KOZERSKA Julia Malgorzata	POL	Women's Dynamic without Fins	GOLD	2
			Women's Dynamic with Fins	SILVER	
5	MARTI-BECKMANN Casper	DEN	Men's Dynamic with Fins - FFS1-FFS2	SILVER	2
			Men's Dynamic without Fins - FFS1-FFS2	BRONZE	
5	BOSCARI Alexandre	FRA	Men's Dynamic without Fins - FFS1-FFS2	SILVER	2
			Men's Dynamic with Fins - FFS1-FFS2	BRONZE	
5	RODRIGUEZ ANGARITA Maria Carolina	COL	Women's Dynamic without Fins - FFS1-FFS2	SILVER	2
			Women's Dynamic with Fins - FFS1-FFS2	BRONZE	
5	POZZI Marta	ITA	Women's Dynamic with Fins - FFS1-FFS2	SILVER	2
			Women's Dynamic without Fins - FFS1-FFS2	BRONZE	

Timing and Results provided by Tissot



FREEDIVING

Men's Dynamic with Fins



Entry List by Event

As of TUE 12 AUG 2025

	Record	Name	NOC Code	Location	Date
WR	326.5	MALINA Mateusz Jan	POL	Athens (GRE)	24 FEB 2025

Number of entries: 9

Name	NOC Code	Date of Birth	Location of Performance	Date of Performance	Announced Distance (m)
AIROLDI Matteo Michele	ITA	4 JUN 1990			252.0
BOURDILA Guillaume	FRA	9 AUG 1994			306.0
CHAN Kai - Hsiang	TPE	26 NOV 1988			300.0
GENERALI Mauro	ITA	17 DEC 1974			279.0
JIN Ming	CHN	10 APR 1993			284.0
MALINA Mateusz Jan	POL	10 JUN 1986			326.0
MOLCHANOV Alexey	AIN	5 MAR 1987			300.0
PELES Vanja	CRO	10 SEP 1989			276.0
SALGADO MARTINEZ Rolando	CUB	7 AUG 1991			278.0

Legend:

WR World Record

Timing and Results provided by Tissot



Start List

Event Number 7

Record	Name	NOC Code	Location	Date
WR	326.5 MALINA Mateusz Jan	POL	Athens (GRE)	24 FEB 2025

Lane	Name	NOC Code	Date of Birth	Announced Distance (m)	Time	Rank
3	PELES Vanja	CRO	10 SEP 1989	276.0		

Lane	Name	NOC Code	Date of Birth	Announced Distance (m)	Time	Rank
2	AIROLDI Matteo Michele	ITA	4 JUN 1990	252.0		
3	GENERALI Mauro	ITA	17 DEC 1974	279.0		
6	SALGADO MARTINEZ Rolando	CUB	7 AUG 1991	278.0		
7	JIN Ming	CHN	10 APR 1993	284.0		

Lane	Name	NOC Code	Date of Birth	Announced Distance (m)	Time	Rank
2	CHAN Kai - Hsiang	TPE	26 NOV 1988	300.0		
3	BOURDILA Guillaume	FRA	9 AUG 1994	306.0		
6	MOLCHANOV Alexey	AIN	5 MAR 1987	300.0		
7	MALINA Mateusz Jan	POL	10 JUN 1986	326.0		

Legend:
WR World Record

Timing and Results provided by Tissot



MON 11 AUG 2025
Start Time: 10:40

Results Summary

Event Number 7

REVISED
12 AUG 12:40

Record	Name	NOC Code	Location	Date
WR	326.5 MALINA Mateusz Jan	POL	Athens (GRE)	24 FEB 2025

Rank	Heat	Lane	Name	NOC Code	Card	Realized Dist. (m)	Penalty (m)	Final Dist. (m)	Dist. Behind (m)
1	3	7	MALINA Mateusz Jan	POL	WHITE	310.5		310.5	
2	3	6	MOLCHANOV Alexey	AIN	WHITE	305.5		305.5	5.0
3	2	3	GENERALI Mauro	ITA	WHITE	279.0		279.0	31.5
4	3	2	CHAN Kai - Hsiang	TPE	WHITE	277.0		277.0	33.5
5	3	3	BOURDILA Guillaume	FRA	WHITE	240.0		240.0	70.5
6	1	3	PELES Vanja	CRO	WHITE	142.5		142.5	168.0
	2	2	AIROLDI Matteo Michele	ITA	RED			DSQ	
	2	6	SALGADO MARTINEZ Rolando	CUB	RED			DSQ	
	2	7	JIN Ming	CHN	RED			DSQ	

Legend:

DSQ Disqualified **R.T.** Reaction Time **WR** World Record

REVISED

Heat 2, Lane 3: distance change after review

Heat 1, Lane 3: mesured distance has been updated

Timing and Results provided by Tissot



MON 11 AUG 2025
Start Time: 10:40



Results

Event Number 7

REVISED
12 AUG 12:41

Record	Name	NOC Code	Location	Date
WR	326.5 MALINA Mateusz Jan	POL	Athens (GRE)	24 FEB 2025

Rank	Lane	Name	NOC Code	Card	Realized Dist. (m)	Penalty (m)	Final Dist. (m)	Dist. Behind (m)
1	3	PELES Vanja	CRO	WHITE	142.5		142.5	

Legend:
WR World Record

REVISED

Heat 1, Lane 3: mesured distance has been updated

Timing and Results provided by Tissot



MON 11 AUG 2025
Start Time: 10:49

Freediving

Men's Dynamic with Fins

Heat 2



Results

Event Number 7

REVISED
11 AUG 11:45

Record	Name	NOC Code	Location	Date
WR	326.5 MALINA Mateusz Jan	POL	Athens (GRE)	24 FEB 2025

Rank	Lane	Name	NOC Code	Card	Realized Dist. (m)	Penalty (m)	Final Dist. (m)	Dist. Behind (m)
1	3	GENERALI Mauro	ITA	WHITE	279.0		279.0	
	2	AIROLDI Matteo Michele	ITA	RED			DSQ	253.5
	6	SALGADO MARTINEZ Rolando	CUB	RED			DSQ	301.5
	7	JIN Ming	CHN	RED			DSQ	253.0

Legend:

DSQ Disqualified **WR** World Record

REVISED

Distance change after Review - Generali, Heat 2, Lane 3

Timing and Results provided by Tissot



Results

Event Number 7

Record	Name	NOC Code	Location	Date
WR	326.5 MALINA Mateusz Jan	POL	Athens (GRE)	24 FEB 2025

Rank	Lane	Name	NOC Code	Card	Realized Dist. (m)	Penalty (m)	Final Dist. (m)	Dist. Behind (m)
1	7	MALINA Mateusz Jan	POL	WHITE	310.5		310.5	
2	6	MOLCHANOV Alexey	AIN	WHITE	305.5		305.5	5.0
3	2	CHAN Kai - Hsiang	TPE	WHITE	277.0		277.0	33.5
4	3	BOURDILA Guillaume	FRA	WHITE	240.0		240.0	70.5

Legend:

WR World Record

Timing and Results provided by Tissot



Medallists

REVISED
11 AUG 11:45

Medal	Name	NOC
GOLD	MALINA Mateusz Jan	POL - Poland
SILVER	MOLCHANOV Alexey	AIN - AIN
BRONZE	GENERALI Mauro	ITA - Italy

REVISED

Distance change after Review - Generali, Heat 2, Lane 3

Timing and Results provided by Tissot



FREEDIVING

Men's Dynamic without Fins



Entry List by Event

As of TUE 12 AUG 2025

	Record	Name	NOC Code	Location	Date
WR	239.0	MALINA Mateusz Jan	POL	Athens (GRE)	20 MAY 2025

Number of entries: 9

Name	NOC Code	Date of Birth	Location of Performance	Date of Performance	Announced Distance (m)
AIROLDI Matteo Michele	ITA	4 JUN 1990			204.0
BOURDILA Guillaume	FRA	9 AUG 1994			227.0
CHAN Kai - Hsiang	TPE	26 NOV 1988			235.0
GENERALI Mauro	ITA	17 DEC 1974			192.0
JIN Ming	CHN	10 APR 1993			192.0
MALINA Mateusz Jan	POL	10 JUN 1986			239.0
MOLCHANOV Alexey	AIN	5 MAR 1987			200.0
PELES Vanja	CRO	10 SEP 1989			227.0
SALGADO MARTINEZ Rolando	CUB	7 AUG 1991			202.0

Legend:

WR World Record

Timing and Results provided by Tissot



Start List

Event Number 2

Record	Name	NOC Code	Location	Date
WR	239.0 MALINA Mateusz Jan	POL	Athens (GRE)	20 MAY 2025

Lane	Name	NOC Code	Date of Birth	Announced Distance (m)	Time	Rank
3	AIROLDI Matteo Michele	ITA	4 JUN 1990	204.0		

Lane	Name	NOC Code	Date of Birth	Announced Distance (m)	Time	Rank
2	PELES Vanja	CRO	10 SEP 1989	227.0		
3	GENERALI Mauro	ITA	17 DEC 1974	192.0		
6	SALGADO MARTINEZ Rolando	CUB	7 AUG 1991	202.0		
7	JIN Ming	CHN	10 APR 1993	192.0		

Lane	Name	NOC Code	Date of Birth	Announced Distance (m)	Time	Rank
2	CHAN Kai - Hsiang	TPE	26 NOV 1988	235.0		
3	BOURDILA Guillaume	FRA	9 AUG 1994	227.0		
6	MOLCHANOV Alexey	AIN	5 MAR 1987	200.0		
7	MALINA Mateusz Jan	POL	10 JUN 1986	239.0		

Legend:

WR World Record

Timing and Results provided by Tissot



Results Summary

Event Number 2

			Record	Name	NOC Code	Location	Date				
			WR	239.0	MALINA Mateusz Jan	POL	Athens (GRE)	20 MAY 2025			
Rank	Heat	Lane	Name			NOC Code	Card	Realized Dist. (m)	Penalty (m)	Final Dist. (m)	Dist. Behind (m)
1	3	7	MALINA Mateusz Jan			POL	WHITE	228.5		228.5	
2	2	6	SALGADO MARTINEZ Rolando			CUB	WHITE	218.0		218.0	10.5
3	2	2	PELES Vanja			CRO	WHITE	185.5		185.5	43.0
4	2	3	GENERALI Mauro			ITA	WHITE	183.5		183.5	45.0
5	1	3	AIROLDI Matteo Michele			ITA	WHITE	173.5		173.5	55.0
6	2	7	JIN Ming			CHN	WHITE	71.0		71.0	157.5
		3	CHAN Kai - Hsiang			TPE	RED			DSQ	
		3	BOURDILA Guillaume			FRA	RED			DSQ	
		3	MOLCHANOV Alexey			AIN	RED			DSQ	

Legend: DSQ Disqualified R.T. Reaction Time WR World Record

Timing and Results provided by Tissot



Results

Event Number 2

Record	Name	NOC Code	Location	Date
WR	239.0 MALINA Mateusz Jan	POL	Athens (GRE)	20 MAY 2025

Rank	Lane	Name	NOC Code	Card	Realized Dist. (m)	Penalty (m)	Final Dist. (m)	Dist. Behind (m)
1	3	AIROLDI Matteo Michele	ITA	WHITE	173.5		173.5	

Legend:
WR World Record

Timing and Results provided by Tissot



Results

Event Number 2

Record	Name	NOC Code	Location	Date
WR	239.0 MALINA Mateusz Jan	POL	Athens (GRE)	20 MAY 2025

Rank	Lane	Name	NOC Code	Card	Realized Dist. (m)	Penalty (m)	Final Dist. (m)	Dist. Behind (m)
1	6	SALGADO MARTINEZ Rolando	CUB	WHITE	218.0		218.0	
2	2	PELES Vanja	CRO	WHITE	185.5		185.5	32.5
3	3	GENERALI Mauro	ITA	WHITE	183.5		183.5	34.5
4	7	JIN Ming	CHN	WHITE	71.0		71.0	147.0

Legend:

WR World Record

Timing and Results provided by Tissot



Results

Event Number 2

Record	Name	NOC Code	Location	Date
WR	239.0 MALINA Mateusz Jan	POL	Athens (GRE)	20 MAY 2025

Rank	Lane	Name	NOC Code	Card	Realized Dist. (m)	Penalty (m)	Final Dist. (m)	Dist. Behind (m)
1	7	MALINA Mateusz Jan	POL	WHITE	228.5		228.5	
	2	CHAN Kai - Hsiang	TPE	RED			DSQ	230.0
	3	BOURDILA Guillaume	FRA	RED			DSQ	8.0
	6	MOLCHANOV Alexey	AIN	RED			DSQ	191.0

Legend:

DSQ Disqualified WR World Record

Timing and Results provided by Tissot



SUN 10 AUG 2025

Medallists

Medal	Name	NOC
GOLD	MALINA Mateusz Jan	POL - Poland
SILVER	SALGADO MARTINEZ Rolando	CUB - Cuba
BRONZE	PELES Vanja	CRO - Croatia

Timing and Results provided by Tissot



FREEDIVING

Men's Dynamic with Fins -
FFS1-FFS2



Entry List by Event

As of TUE 12 AUG 2025

Number of entries: 7

Name	NOC Code	Date of Birth	Location of Performance	Date of Performance	Announced Distance (m)
BOSCARI Alexandre	FRA	18 SEP 1973			151.0
DEMONTIS Ottavio	ITA	7 JUL 1975			127.5
LONG Dengxi	CHN	1 DEC 2006			100.0
MARTI-BECKMANN Casper	DEN	20 AUG 1973			163.0
MAZZA Daniele	SMR	27 DEC 1970			115.0
SAMOFALOV Eduard	AIN	17 JUN 1976			102.0
VISCONTI Gianluca	ITA	6 JUN 1972			102.0

Timing and Results provided by Tissot



MON 11 AUG 2025
Start Time: 12:50

Start List

Event Number 10

Lane	Name	NOC Code	Sport Class	Exception Code	Announced Distance (m)	Time	Rank
9	LONG Dengxi	CHN			100.0		

Lane	Name	NOC Code	Sport Class	Exception Code	Announced Distance (m)	Time	Rank
0	VISCONTI Gianluca	ITA			102.0		
9	SAMOFALOV Eduard	AIN			102.0		

Lane	Name	NOC Code	Sport Class	Exception Code	Announced Distance (m)	Time	Rank
0	MAZZA Daniele	SMR			115.0		
9	DEMONTIS Ottavio	ITA			127.5		

Lane	Name	NOC Code	Sport Class	Exception Code	Announced Distance (m)	Time	Rank
0	BOSCARI Alexandre	FRA			151.0		
9	MARTI-BECKMANN Casper	DEN			163.0		

Timing and Results provided by Tissot



MON 11 AUG 2025
Start Time: 12:50

Results Summary

Event Number 10

Rank	Heat	Lane	Name	Sport Class	NOC Code	Card	Realized Dist. (m)	Penalty (m)	Final Dist. (m)	Dist. Behind (m)
1	1	9	LONG Dengxi		CHN	WHITE	181.5		181.5	
2	4	9	MARTI-BECKMANN Casper		DEN	WHITE	165.0		165.0	16.5
3	4	0	BOSCARI Alexandre		FRA	WHITE	156.5		156.5	25.0
4	3	0	MAZZA Daniele		SMR	WHITE	142.0		142.0	39.5
5	2	9	SAMOFALOV Eduard		AIN	WHITE	123.0		123.0	58.5
6	2	0	VISCONTI Gianluca		ITA	WHITE	118.0		118.0	63.5
	3	9	DEMONTIS Ottavio		ITA	RED			DSQ	

Legend:

DSQ Disqualified **R.T.** Reaction Time

Timing and Results provided by Tissot



Results

Event Number 10

Rank	Lane	Name	Sport Class	NOC Code	Card	Realized Dist. (m)	Penalty (m)	Final Dist. (m)	Dist. Behind (m)
1	9	LONG Dengxi		CHN	WHITE	181.5		181.5	

Timing and Results provided by Tissot



Results

Event Number 10

Rank	Lane	Name	Sport Class	NOC Code	Card	Realized Dist. (m)	Penalty (m)	Final Dist. (m)	Dist. Behind (m)
1	9	SAMOFALOV Eduard		AIN	WHITE	123.0		123.0	
2	0	VISCONTI Gianluca		ITA	WHITE	118.0		118.0	5.0

Timing and Results provided by Tissot



Results

Event Number 10

REVISED
11 AUG 13:30

Rank	Lane	Name	Sport Class	NOC Code	Card	Realized Dist. (m)	Penalty (m)	Final Dist. (m)	Dist. Behind (m)
1	0	MAZZA Daniele		SMR	WHITE	142.0		142.0	
	9	DEMONTIS Ottavio		ITA	RED			DSQ 127.5	

Legend:

DSQ Disqualified

Timing and Results provided by Tissot



Results

Event Number 10

Rank	Lane	Name	Sport Class	NOC Code	Card	Realized Dist. (m)	Penalty (m)	Final Dist. (m)	Dist. Behind (m)
1	9	MARTI-BECKMANN Casper		DEN	WHITE	165.0		165.0	
2	0	BOSCARI Alexandre		FRA	WHITE	156.5		156.5	8.5

Timing and Results provided by Tissot



MON 11 AUG 2025

Medallists

Medal	Name	NOC
GOLD	LONG Dengxi	CHN - People's Republic of China
SILVER	MARTI-BECKMANN Casper	DEN - Denmark
BRONZE	BOSCARI Alexandre	FRA - France

Timing and Results provided by Tissot



TWG
2025
CHENGDU



FREEDIVING

Men's Dynamic without Fins -
FFS1-FFS2



Entry List by Event

As of TUE 12 AUG 2025

Number of entries: 7

Name	NOC Code	Date of Birth	Location of Performance	Date of Performance	Announced Distance (m)
BOSCARI Alexandre	FRA	18 SEP 1973			101.5
DEMONTIS Ottavio	ITA	7 JUL 1975			72.5
LONG Dengxi	CHN	1 DEC 2006			56.5
MARTI-BECKMANN Casper	DEN	20 AUG 1973			111.0
MAZZA Daniele	SMR	27 DEC 1970			35.0
SAMOFALOV Eduard	AIN	17 JUN 1976			80.0
VISCONTI Gianluca	ITA	6 JUN 1972			35.0

Timing and Results provided by Tissot



SUN 10 AUG 2025
Start Time: 12:00

Start List

Event Number 3

Lane	Name	NOC Code	Sport Class	Exception Code	Announced Distance (m)	Time	Rank
0	VISCONTI Gianluca	ITA			35.0		

Lane	Name	NOC Code	Sport Class	Exception Code	Announced Distance (m)	Time	Rank
0	MAZZA Daniele	SMR			35.0		
9	LONG Dengxi	CHN			56.5		

Lane	Name	NOC Code	Sport Class	Exception Code	Announced Distance (m)	Time	Rank
0	DEMONTIS Ottavio	ITA			72.5		
9	SAMOFALOV Eduard	AIN			80.0		

Lane	Name	NOC Code	Sport Class	Exception Code	Announced Distance (m)	Time	Rank
0	BOSCARI Alexandre	FRA			101.5		
9	MARTI-BECKMANN Casper	DEN			111.0		

Timing and Results provided by Tissot



SUN 10 AUG 2025
Start Time: 12:00

Results Summary

Event Number 3

Rank	Heat	Lane	Name	Sport Class	NOC Code	Card	Realized Dist. (m)	Penalty (m)	Final Dist. (m)	Dist. Behind (m)
1	2	9	LONG Dengxi		CHN	WHITE	134.5		134.5	
2	4	0	BOSCARI Alexandre		FRA	WHITE	122.0		122.0	12.5
3	4	9	MARTI-BECKMANN Casper		DEN	WHITE	113.0		113.0	21.5
4	3	9	SAMOFALOV Eduard		AIN	WHITE	86.0		86.0	48.5
5	3	0	DEMONTIS Ottavio		ITA	WHITE	77.0		77.0	57.5
6	2	0	MAZZA Daniele		SMR	WHITE	65.5		65.5	69.0
7	1	0	VISCONTI Gianluca		ITA	WHITE	34.0		34.0	100.5

Legend:

R.T. Reaction Time

Timing and Results provided by Tissot



SUN 10 AUG 2025
Start Time: 12:00

Results

Event Number 3

Rank	Lane	Name	Sport Class	NOC Code	Card	Realized Dist. (m)	Penalty (m)	Final Dist. (m)	Dist. Behind (m)
1	0	VISCONTI Gianluca		ITA	WHITE	34.0		34.0	

Timing and Results provided by Tissot



SUN 10 AUG 2025
Start Time: 12:10

Results

Event Number 3

Rank	Lane	Name	Sport Class	NOC Code	Card	Realized Dist. (m)	Penalty (m)	Final Dist. (m)	Dist. Behind (m)
1	9	LONG Dengxi		CHN	WHITE	134.5		134.5	
2	0	MAZZA Daniele		SMR	WHITE	65.5		65.5	69.0

Timing and Results provided by Tissot



Results

Event Number 3

Rank	Lane	Name	Sport Class	NOC Code	Card	Realized Dist. (m)	Penalty (m)	Final Dist. (m)	Dist. Behind (m)
1	9	SAMOFALOV Eduard		AIN	WHITE	86.0		86.0	
2	0	DEMONTIS Ottavio		ITA	WHITE	77.0		77.0	9.0

Timing and Results provided by Tissot



SUN 10 AUG 2025
Start Time: 12:30

Results

Event Number 3

Rank	Lane	Name	Sport Class	NOC Code	Card	Realized Dist. (m)	Penalty (m)	Final Dist. (m)	Dist. Behind (m)
1	0	BOSCARI Alexandre		FRA	WHITE	122.0		122.0	
2	9	MARTI-BECKMANN Casper		DEN	WHITE	113.0		113.0	9.0

Timing and Results provided by Tissot



SUN 10 AUG 2025

Medallists

Medal	Name	NOC
GOLD	LONG Dengxi	CHN - People's Republic of China
SILVER	BOSCARI Alexandre	FRA - France
BRONZE	MARTI-BECKMANN Casper	DEN - Denmark

Timing and Results provided by Tissot



FREEDIVING

Men's Dynamic without Fins -
FFS3-FFS4



Entry List by Event

As of TUE 12 AUG 2025

Number of entries: 6

Name	NOC Code	Date of Birth	Location of Performance	Date of Performance	Announced Distance (m)
BONAFIN Pierluigi	ITA	22 MAR 1972			77.5
CIANFONI Alessandro	ITA	17 FEB 1972			120.0
KUSAKIN Alexander	AIN	28 NOV 1982			102.5
LEBLANC Mathieu	FRA	24 APR 1985			79.0
PAGANI Fabrizio	ITA	14 JUL 1968			89.0
SEPULVEDA BOLIVAR Brayan	COL	30 JUN 1999			35.0

Timing and Results provided by Tissot



Start List

Event Number 4

Lane	Name	NOC Code	Sport Class	Exception Code	Announced Distance (m)	Time	Rank
0	SEPULVEDA BOLIVAR Brayan	COL			35.0		
9	BONAFIN Pierluigi	ITA			77.5		

Lane	Name	NOC Code	Sport Class	Exception Code	Announced Distance (m)	Time	Rank
0	LEBLANC Mathieu	FRA			79.0		
9	PAGANI Fabrizio	ITA			89.0		

Lane	Name	NOC Code	Sport Class	Exception Code	Announced Distance (m)	Time	Rank
0	KUSAKIN Alexander	AIN			102.5		
9	CIANFONI Alessandro	ITA			120.0		

Timing and Results provided by Tissot



Results Summary

Event Number 4

Rank	Heat	Lane	Name	Sport Class	NOC Code	Card	Realized Dist. (m)	Penalty (m)	Final Dist. (m)	Dist. Behind (m)
1	3	9	CIANFONI Alessandro		ITA	WHITE	108.0		108.0	
2	3	0	KUSAKIN Alexander		AIN	WHITE	107.0		107.0	1.0
3	2	9	PAGANI Fabrizio		ITA	WHITE	88.5		88.5	19.5
4	1	9	BONAFIN Pierluigi		ITA	WHITE	77.0		77.0	31.0
5	1	0	SEPULVEDA BOLIVAR Brayan		COL	WHITE	56.0		56.0	52.0
	2	0	LEBLANC Mathieu		FRA	RED			DSQ	

Legend:

DSQ Disqualified R.T. Reaction Time

Timing and Results provided by Tissot



Results

Event Number 4

Rank	Lane	Name	Sport Class	NOC Code	Card	Realized Dist. (m)	Penalty (m)	Final Dist. (m)	Dist. Behind (m)
1	9	BONAFIN Pierluigi		ITA	WHITE	77.0		77.0	
2	0	SEPULVEDA BOLIVAR Brayan		COL	WHITE	56.0		56.0	21.0

Timing and Results provided by Tissot



Results

Event Number 4

Rank	Lane	Name	Sport Class	NOC Code	Card	Realized Dist. (m)	Penalty (m)	Final Dist. (m)	Dist. Behind (m)
1	9	PAGANI Fabrizio		ITA	WHITE	88.5		88.5	
	0	LEBLANC Mathieu		FRA	RED			DSQ 83.5	

Legend:

DSQ Disqualified

Timing and Results provided by Tissot



Results

Event Number 4

Rank	Lane	Name	Sport Class	NOC Code	Card	Realized Dist. (m)	Penalty (m)	Final Dist. (m)	Dist. Behind (m)
1	9	CIANFONI Alessandro		ITA	WHITE	108.0		108.0	
2	0	KUSAKIN Alexander		AIN	WHITE	107.0		107.0	1.0

Timing and Results provided by Tissot



SUN 10 AUG 2025

Medallists

Medal	Name	NOC
GOLD	CIANFONI Alessandro	ITA - Italy
SILVER	KUSAKIN Alexander	AIN - AIN
BRONZE	PAGANI Fabrizio	ITA - Italy

Timing and Results provided by Tissot



TWG
2025
CHENGDU



FREEDIVING

Women's Dynamic with Fins



Entry List by Event

As of TUE 12 AUG 2025

	Record	Name	NOC Code	Location	Date
WR	284.0	KOZERSKA JM	POL	Athens (GRE)	24 MAY 2025

Number of entries: 10

Name	NOC Code	Date of Birth	Location of Performance	Date of Performance	Announced Distance (m)
BREGONZIO Livia	ITA	2 APR 1973			263.0
JACKY Celine	FRA	13 APR 1989			228.0
KARDASEVIC Mirela	CRO	21 APR 1987			284.0
KOZERSKA Julia Malgorzata	POL	21 NOV 1987			284.0
OZEKI Yasuko	JPN	18 MAR 1986			223.0
RODDA Cristina Maria	ITA	3 JAN 1972			238.0
SADURSKA Kateryna	UKR	19 JUL 1992			250.0
SOLICH TALANDA Magdalena	POL	3 MAR 1990			281.0
TANG Ke	CHN	31 AUG 1993			216.0
TOROCSIK Zsofia	HUN	8 MAY 1988			277.0

Legend:

WR World Record

Timing and Results provided by Tissot



Start List

Event Number 6

Record	Name	NOC Code	Location	Date
WR	284.0 KOZERSKA JM	POL	Athens (GRE)	24 MAY 2025

Lane	Name	NOC Code	Date of Birth	Announced Distance (m)	Time	Rank
3	TANG Ke	CHN	31 AUG 1993	216.0		
7	OZEKI Yasuko	JPN	18 MAR 1986	223.0		

Lane	Name	NOC Code	Date of Birth	Announced Distance (m)	Time	Rank
2	JACKY Celine	FRA	13 APR 1989	228.0		
3	SADURSKA Kateryna	UKR	19 JUL 1992	250.0		
6	RODDA Cristina Maria	ITA	3 JAN 1972	238.0		
7	BREGONZIO Livia	ITA	2 APR 1973	263.0		

Lane	Name	NOC Code	Date of Birth	Announced Distance (m)	Time	Rank
2	TOROCSIK Zsofia	HUN	8 MAY 1988	277.0		
3	KOZERSKA Julia Malgorzata	POL	21 NOV 1987	284.0		
6	SOLICH TALANDA Magdalena	POL	3 MAR 1990	281.0		
7	KARDASEVIC Mirela	CRO	21 APR 1987	284.0		

Legend:
WR World Record

Timing and Results provided by Tissot



MON 11 AUG 2025
Start Time: 10:00

Results Summary

Event Number 6

				Record	Name	NOC Code	Location	Date			
				WR	284.0	KOZERSKA JM	POL	Athens (GRE)	24 MAY 2025		
Rank	Heat	Lane	Name			NOC Code	Card	Realized Dist. (m)	Penalty (m)	Final Dist. (m)	Dist. Behind (m)
1	3	2	TOROCSIK Zsofia			HUN	WHITE	300.0		300.0	
2	3	3	KOZERSKA Julia Malgorzata			POL	WHITE	256.5		256.5	43.5
3	3	7	KARDASEVIC Mirela			CRO	WHITE	250.0		250.0	50.0
4	3	6	SOLICH TALANDA Magdalena			POL	WHITE	248.0		248.0	52.0
5	2	7	BREGONZIO Livia			ITA	WHITE	245.5		245.5	54.5
6	2	6	RODDA Cristina Maria			ITA	WHITE	241.5		241.5	58.5
7	1	7	OZEKI Yasuko			JPN	WHITE	232.5		232.5	67.5
8	2	2	JACKY Celine			FRA	WHITE	225.5		225.5	74.5
9	2	3	SADURSKA Kateryna			UKR	WHITE	209.0		209.0	91.0
10	1	3	TANG Ke			CHN	WHITE	200.0		200.0	100.0

Legend:

R.T. Reaction Time WR World Record

Timing and Results provided by Tissot



Results

Event Number 6

Record	Name	NOC Code	Location	Date
WR	284.0 KOZERSKA JM	POL	Athens (GRE)	24 MAY 2025

Rank	Lane	Name	NOC Code	Card	Realized Dist. (m)	Penalty (m)	Final Dist. (m)	Dist. Behind (m)
1	7	OZEKI Yasuko	JPN	WHITE	232.5		232.5	
2	3	TANG Ke	CHN	WHITE	200.0		200.0	32.5

Legend:
WR World Record

Timing and Results provided by Tissot



Results

Event Number 6

Record	Name	NOC Code	Location	Date
WR	284.0 KOZERSKA JM	POL	Athens (GRE)	24 MAY 2025

Rank	Lane	Name	NOC Code	Card	Realized Dist. (m)	Penalty (m)	Final Dist. (m)	Dist. Behind (m)
1	7	BREGONZIO Livia	ITA	WHITE	245.5		245.5	
2	6	RODDA Cristina Maria	ITA	WHITE	241.5		241.5	4.0
3	2	JACKY Celine	FRA	WHITE	225.5		225.5	20.0
4	3	SADURSKA Kateryna	UKR	WHITE	209.0		209.0	36.5

Legend:

WR World Record

Timing and Results provided by Tissot



Results

Event Number 6

Record	Name	NOC Code	Location	Date
WR	284.0 KOZERSKA JM	POL	Athens (GRE)	24 MAY 2025

Rank	Lane	Name	NOC Code	Card	Realized Dist. (m)	Penalty (m)	Final Dist. (m)	Dist. Behind (m)
1	2	TOROCSIK Zsofia	HUN	WHITE	300.0		300.0	
2	3	KOZERSKA Julia Malgorzata	POL	WHITE	256.5		256.5	43.5
3	7	KARDASEVIC Mirela	CRO	WHITE	250.0		250.0	50.0
4	6	SOLICH TALANDA Magdalena	POL	WHITE	248.0		248.0	52.0

WR

Legend:
WR World Record

Timing and Results provided by Tissot



MON 11 AUG 2025

Medallists

Medal	Name	NOC
GOLD	TOROCSIK Zsolia	HUN - Hungary
SILVER	KOZERSKA Julia Malgorzata	POL - Poland
BRONZE	KARDASEVIC Mirela	CRO - Croatia

Timing and Results provided by Tissot



TWG
2025
CHENGDU



FREEDIVING

Women's Dynamic without
Fins



Entry List by Event

As of TUE 12 AUG 2025

	Record	Name	NOC Code	Location	Date
WR	214.0	KOZERSKA JM	POL	Athens (GRE)	20 MAY 2025

Number of entries: 10

Name	NOC Code	Date of Birth	Location of Performance	Date of Performance	Announced Distance (m)
BREGONZIO Livia	ITA	2 APR 1973			179.0
JACKY Celine	FRA	13 APR 1989			157.0
KARDASEVIC Mirela	CRO	21 APR 1987			209.0
KOZERSKA Julia Malgorzata	POL	21 NOV 1987			214.0
OZEKI Yasuko	JPN	18 MAR 1986			167.0
RODDA Cristina Maria	ITA	3 JAN 1972			138.0
SADURSKA Kateryna	UKR	19 JUL 1992			183.0
SOLICH TALANDA Magdalena	POL	3 MAR 1990			209.0
TANG Ke	CHN	31 AUG 1993			178.0
TOROCSIK Zsofia	HUN	8 MAY 1988			200.0

Legend:

WR World Record

Timing and Results provided by Tissot



Start List

Event Number 1

Record	Name	NOC Code	Location	Date
WR	214.0 KOZERSKA JM	POL	Athens (GRE)	20 MAY 2025

Lane	Name	NOC Code	Date of Birth	Announced Distance (m)	Time	Rank
3	TANG Ke	CHN	31 AUG 1993	178.0		
7	OZEKI Yasuko	JPN	18 MAR 1986	167.0		

Lane	Name	NOC Code	Date of Birth	Announced Distance (m)	Time	Rank
2	JACKY Celine	FRA	13 APR 1989	157.0		
3	SADURSKA Kateryna	UKR	19 JUL 1992	183.0		
6	RODDA Cristina Maria	ITA	3 JAN 1972	138.0		
7	BREGONZIO Livia	ITA	2 APR 1973	179.0		

Lane	Name	NOC Code	Date of Birth	Announced Distance (m)	Time	Rank
2	TOROCSIK Zsolia	HUN	8 MAY 1988	200.0		
3	KOZERSKA Julia Malgorzata	POL	21 NOV 1987	214.0		
6	SOLICH TALANDA Magdalena	POL	3 MAR 1990	209.0		
7	KARDASEVIC Mirela	CRO	21 APR 1987	209.0		

Legend:
WR World Record

Timing and Results provided by Tissot



SUN 10 AUG 2025
Start Time: 10:00

Results Summary

Event Number 1

			Record	Name	NOC Code	Location	Date				
			WR	214.0	KOZERSKA JM	POL	Athens (GRE)	20 MAY 2025			
Rank	Heat	Lane	Name			NOC Code	Card	Realized Dist. (m)	Penalty (m)	Final Dist. (m)	Dist. Behind (m)
1	3	3	KOZERSKA Julia Malgorzata			POL	WHITE	222.5		222.5	
2	3	2	TOROSIK Zsofia			HUN	WHITE	212.5		212.5	10.0
3	3	6	SOLICH TALANDA Magdalena			POL	WHITE	193.5		193.5	29.0
4	3	7	KARDASEVIC Mirela			CRO	WHITE	192.0		192.0	30.5
5	1	7	OZEKI Yasuko			JPN	WHITE	172.5		172.5	50.0
6	2	7	BREGONZIO Livia			ITA	WHITE	166.5		166.5	56.0
7	2	2	JACKY Celine			FRA	WHITE	154.0		154.0	68.5
8	2	6	RODDA Cristina Maria			ITA	WHITE	142.0		142.0	80.5
		1	TANG Ke			CHN	RED			DSQ	
		2	SADURSKA Kateryna			UKR	RED			DSQ	

Legend:

DSQ Disqualified R.T. Reaction Time WR World Record

Timing and Results provided by Tissot



Results

Event Number 1

Record	Name	NOC Code	Location	Date
WR	214.0 KOZERSKA JM	POL	Athens (GRE)	20 MAY 2025

Rank	Lane	Name	NOC Code	Card	Realized Dist. (m)	Penalty (m)	Final Dist. (m)	Dist. Behind (m)
1	7	OZEKI Yasuko	JPN	WHITE	172.5		172.5	
	3	TANG Ke	CHN	RED			DSQ 178.5	

Legend:

DSQ Disqualified WR World Record

Timing and Results provided by Tissot



Results

Event Number 1

Record	Name	NOC Code	Location	Date
WR	214.0 KOZERSKA JM	POL	Athens (GRE)	20 MAY 2025

Rank	Lane	Name	NOC Code	Card	Realized Dist. (m)	Penalty (m)	Final Dist. (m)	Dist. Behind (m)
1	7	BREGONZIO Livia	ITA	WHITE	166.5		166.5	
2	2	JACKY Celine	FRA	WHITE	154.0		154.0	12.5
3	6	RODDA Cristina Maria	ITA	WHITE	142.0		142.0	24.5
	3	SADURSKA Kateryna	UKR	RED			DSQ 181.5	

Legend:

DSQ Disqualified WR World Record

Timing and Results provided by Tissot



Results

Event Number 1

Record	Name	NOC Code	Location	Date
WR	214.0 KOZERSKA JM	POL	Athens (GRE)	20 MAY 2025

Rank	Lane	Name	NOC Code	Card	Realized Dist. (m)	Penalty (m)	Final Dist. (m)	Dist. Behind (m)
1	3	KOZERSKA Julia Malgorzata	POL	WHITE	222.5		222.5	
2	2	TOROCSIK Zsofia	HUN	WHITE	212.5		212.5	10.0
3	6	SOLICH TALANDA Magdalena	POL	WHITE	193.5		193.5	29.0
4	7	KARDASEVIC Mirela	CRO	WHITE	192.0		192.0	30.5

WR

Legend:

WR World Record

Timing and Results provided by Tissot



Medallists

Medal	Name	NOC
GOLD	KOZERSKA Julia Malgorzata	POL - Poland
SILVER	TOROCSIK Zsafia	HUN - Hungary
BRONZE	SOLICH TALANDA Magdalena	POL - Poland

Timing and Results provided by Tissot



FREEDIVING

Women's Dynamic with Fins -
FFS1-FFS2



Entry List by Event

As of TUE 12 AUG 2025

Number of entries: 6

Name	NOC Code	Date of Birth	Location of Performance	Date of Performance	Announced Distance (m)
DAL BIANCO Michela	ITA	2 DEC 1978			64.0
DIODOROVA Anastasia	AIN	7 JAN 1990			49.0
HUANG Jingqiu	CHN	5 OCT 2005			49.5
HUANG Shiyu	CHN	25 OCT 2009			56.5
POZZI Marta	ITA	1 APR 2000			58.5
RODRIGUEZ ANGARITA Maria Carolina	COL	7 MAR 2003			42.0

Timing and Results provided by Tissot



Start List

Event Number 5

Lane	Name	NOC Code	Sport Class	Exception Code	Announced Distance (m)	Time	Rank
0	RODRIGUEZ ANGARITA M.C.	COL			42.0		
9	DAL BIANCO Michela	ITA			64.0		

Lane	Name	NOC Code	Sport Class	Exception Code	Announced Distance (m)	Time	Rank
0	DIODOROVA Anastasia	AIN			49.0		
9	HUANG Jingqiu	CHN			49.5		

Lane	Name	NOC Code	Sport Class	Exception Code	Announced Distance (m)	Time	Rank
0	HUANG Shiyu	CHN			56.5		
9	POZZI Marta	ITA			58.5		

Timing and Results provided by Tissot



Results Summary

Event Number 5

Rank	Heat	Lane	Name	Sport Class	NOC Code	Card	Realized Dist. (m)	Penalty (m)	Final Dist. (m)	Dist. Behind (m)
1	3	0	HUANG Shiyu		CHN	WHITE	149.5		149.5	
2	3	9	POZZI Marta		ITA	WHITE	124.5		124.5	25.0
3	1	0	RODRIGUEZ ANGARITA		COL	WHITE	116.0		116.0	33.5
4	1	9	DAL BIANCO Michela		ITA	WHITE	115.5		115.5	34.0
5	2	0	DIODOROVA Anastasia		AIN	WHITE	109.5		109.5	40.0
	2	9	HUANG Jingqiu		CHN	RED			DSQ	

Legend:

DSQ Disqualified R.T. Reaction Time

Timing and Results provided by Tissot



Results

Event Number 5

Rank	Lane	Name	Sport Class	NOC Code	Card	Realized Dist. (m)	Penalty (m)	Final Dist. (m)	Dist. Behind (m)
1	0	RODRIGUEZ ANGARITA		COL	WHITE	116.0		116.0	
2	9	DAL BIANCO Michela		ITA	WHITE	115.5		115.5	0.5

Timing and Results provided by Tissot



Results

Event Number 5

Rank	Lane	Name	Sport Class	NOC Code	Card	Realized Dist. (m)	Penalty (m)	Final Dist. (m)	Dist. Behind (m)
1	0	DIODOROVA Anastasia		AIN	WHITE	109.5		109.5	
	9	HUANG Jingqiu		CHN	RED			DSQ 104.0	

Legend:
DSQ Disqualified

Timing and Results provided by Tissot



Results

Event Number 5

Rank	Lane	Name	Sport Class	NOC Code	Card	Realized Dist. (m)	Penalty (m)	Final Dist. (m)	Dist. Behind (m)
1	0	HUANG Shiyu		CHN	WHITE	149.5		149.5	
2	9	POZZI Marta		ITA	WHITE	124.5		124.5	25.0

Timing and Results provided by Tissot



SUN 10 AUG 2025

Medallists

Medal	Name	NOC
GOLD	HUANG Shiyu	CHN - People's Republic of China
SILVER	POZZI Marta	ITA - Italy
BRONZE	RODRIGUEZ ANGARITA Maria Carolina	COL - Colombia

Timing and Results provided by Tissot



FREEDIVING

Women's Dynamic without
Fins - FFS1-FFS2



Entry List by Event

As of TUE 12 AUG 2025

Number of entries: 6

Name	NOC Code	Date of Birth	Location of Performance	Date of Performance	Announced Distance (m)
DAL BIANCO Michela	ITA	2 DEC 1978			64.0
DIODOROVA Anastasia	AIN	7 JAN 1990			49.0
HUANG Jingqiu	CHN	5 OCT 2005			49.5
HUANG Shiyu	CHN	25 OCT 2009			56.5
POZZI Marta	ITA	1 APR 2000			58.5
RODRIGUEZ ANGARITA Maria Carolina	COL	7 MAR 2003			42.0

Timing and Results provided by Tissot



MON 11 AUG 2025
Start Time: 12:00

Start List

Event Number 8

Lane	Name	NOC Code	Sport Class	Exception Code	Announced Distance (m)	Time	Rank
0	DIODOROVA Anastasia	AIN			49.0		
9	RODRIGUEZ ANGARITA M.C.	COL			42.0		

Lane	Name	NOC Code	Sport Class	Exception Code	Announced Distance (m)	Time	Rank
0	HUANG Jingqiu	CHN			49.5		
9	HUANG Shiyu	CHN			56.5		

Lane	Name	NOC Code	Sport Class	Exception Code	Announced Distance (m)	Time	Rank
0	POZZI Marta	ITA			58.5		
9	DAL BIANCO Michela	ITA			64.0		

Timing and Results provided by Tissot



MON 11 AUG 2025
Start Time: 12:00

Results Summary

Event Number 8

Rank	Heat	Lane	Name	Sport Class	NOC Code	Card	Realized Dist. (m)	Penalty (m)	Final Dist. (m)	Dist. Behind (m)
1	2	0	HUANG Jingqiu		CHN	WHITE	91.0		91.0	
2	1	9	RODRIGUEZ ANGARITA		COL	WHITE	74.0		74.0	17.0
3	3	0	POZZI Marta		ITA	WHITE	61.0		61.0	30.0
4	1	0	DIODOROVA Anastasia		AIN	WHITE	56.0		56.0	35.0
	2	9	HUANG Shiyu		CHN	RED			DSQ	
	3	9	DAL BIANCO Michela		ITA	RED			DSQ	

Legend:

DSQ Disqualified R.T. Reaction Time

Timing and Results provided by Tissot



MON 11 AUG 2025
Start Time: 12:00

Results

Event Number 8

Rank	Lane	Name	Sport Class	NOC Code	Card	Realized Dist. (m)	Penalty (m)	Final Dist. (m)	Dist. Behind (m)
1	9	RODRIGUEZ ANGARITA		COL	WHITE	74.0		74.0	
2	0	DIODOROVA Anastasia		AIN	WHITE	56.0		56.0	18.0

Timing and Results provided by Tissot



MON 11 AUG 2025
Start Time: 12:10

Results

Event Number 8

Rank	Lane	Name	Sport Class	NOC Code	Card	Realized Dist. (m)	Penalty (m)	Final Dist. (m)	Dist. Behind (m)
1	0	HUANG Jingqiu		CHN	WHITE	91.0		91.0	
	9	HUANG Shiyu		CHN	RED			DSQ 93.5	

Legend:
DSQ Disqualified

Timing and Results provided by Tissot



Results

Event Number 8

REVISED
11 AUG 12:28

Rank	Lane	Name	Sport Class	NOC Code	Card	Realized Dist. (m)	Penalty (m)	Final Dist. (m)	Dist. Behind (m)
1	0	POZZI Marta		ITA	WHITE	61.0		61.0	
	9	DAL BIANCO Michela		ITA	RED			DSQ 68.0	

Legend:

DSQ Disqualified

Timing and Results provided by Tissot



Medallists

Medal	Name	NOC
GOLD	HUANG Jingqiu	CHN - People's Republic of China
SILVER	RODRIGUEZ ANGARITA Maria Carolina	COL - Colombia
BRONZE	POZZI Marta	ITA - Italy

Timing and Results provided by Tissot



FREEDIVING

Women's Dynamic without
Fins - FFS3-FFS4



Entry List by Event

As of TUE 12 AUG 2025

Number of entries: 4

Name	NOC Code	Date of Birth	Location of Performance	Date of Performance	Announced Distance (m)
AERE Katia	ITA	28 AUG 1971			54.5
AREVALO GARAY Yuritza Camila	COL	20 JUN 2005			50.0
COLANERO Ilenia	ITA	5 JAN 1982			75.0
KONG Tianci	CHN	8 DEC 2006			27.0

Timing and Results provided by Tissot



MON 11 AUG 2025
Start Time: 12:30

Start List

Event Number 9

Lane	Name	NOC Code	Sport Class	Exception Code	Announced Distance (m)	Time	Rank
0	KONG Tianci	CHN			27.0		
9	AREVALO GARAY Yuritza Camila	COL			50.0		

Lane	Name	NOC Code	Sport Class	Exception Code	Announced Distance (m)	Time	Rank
0	AERE Katia	ITA			54.5		
9	COLANERO Ilenia	ITA			75.0		

Timing and Results provided by Tissot



Results Summary

Event Number 9

Rank	Heat	Lane	Name	Sport Class	NOC Code	Card	Realized Dist. (m)	Penalty (m)	Final Dist. (m)	Dist. Behind (m)
1	2	9	COLANERO Ilenia		ITA	WHITE	76.0		76.0	
2	2	0	AERE Katia		ITA	WHITE	68.5		68.5	7.5
		1	KONG Tianci		CHN	RED			DSQ	
		1	AREVALO GARAY Yuritza Camila		COL	RED			DSQ	

Legend:

DSQ Disqualified R.T. Reaction Time

Timing and Results provided by Tissot



MON 11 AUG 2025
Start Time: 12:30

Results

Event Number 9

REVISED
11 AUG 12:54

Rank	Lane	Name	Sport Class	NOC Code	Card	Realized Dist. (m)	Penalty (m)	Final Dist. (m)	Dist. Behind (m)
	0	KONG Tianci		CHN	RED			DSQ 86.5	
	9	AREVALO GARAY Yuritza Camila		COL	RED			DSQ 81.0	

Legend:

DSQ Disqualified

Timing and Results provided by Tissot



MON 11 AUG 2025
Start Time: 12:40

Results

Event Number 9

Rank	Lane	Name	Sport Class	NOC Code	Card	Realized Dist. (m)	Penalty (m)	Final Dist. (m)	Dist. Behind (m)
1	9	COLANERO Ilenia		ITA	WHITE	76.0		76.0	
2	0	AERE Katia		ITA	WHITE	68.5		68.5	7.5

Timing and Results provided by Tissot



MON 11 AUG 2025

Medallists

Medal	Name	NOC
GOLD	COLANERO Ilenia	ITA - Italy
SILVER	AERE Katia	ITA - Italy

Timing and Results provided by Tissot



TWG
2025
CHENGDU



INLINE FREESTYLE SKATING

RESULTS BOOK

TABLE OF CONTENTS



23	Inline Freestyle Skating	2435
23.1	Table of Contents	2436
23.2	Competition Schedule	2440
23.3	Number of Entries by NOC	2441
23.4	Entry List by NOC	2442
23.5	Medallists by Event	2443
23.6	Medal Standings	2444
23.7	Men's Speed Slalom	2445
23.7.1	Entry List by Event	2446
23.7.2	Event Classification	2447
23.7.3	Brackets	2448
23.7.4	Medallists	2449
23.7.5	Finals	2450
23.7.5.1	Start List	2450
23.7.5.2	Results	2451
23.7.6	Semifinals	2452
23.7.6.1	Start List	2452
23.7.6.2	Results	2453
23.7.7	Quarterfinals	2454
23.7.7.1	Start List	2454
23.7.7.2	Results	2455
23.7.8	Qualification	2456
23.7.8.1	Start List	2456
23.7.8.2	Results	2457
23.8	Men's Classic Slalom	2458
23.8.1	Entry List by Event	2459
23.8.2	Event Classification	2460
23.8.3	Medallists	2461
23.8.4	Final	2462
23.8.4.1	Start List	2462
23.8.4.2	Results	2463
23.9	Women's Speed Slalom	2464
23.9.1	Entry List by Event	2465
23.9.2	Event Classification	2466
23.9.3	Brackets	2467
23.9.4	Medallists	2468
23.9.5	Finals	2469

RESULTS BOOK

TABLE OF CONTENTS

23.9.5.1	Start List	2469
23.9.5.2	Results	2470
23.9.6	Semifinals	2471
23.9.6.1	Start List	2471
23.9.6.2	Results	2472
23.9.7	Quarterfinals	2473
23.9.7.1	Start List	2473
23.9.7.2	Results	2474
23.9.8	Qualification	2475
23.9.8.1	Start List	2475
23.9.8.2	Results	2476
23.10	Women's Classic Slalom	2477
23.10.1	Entry List by Event	2478
23.10.2	Event Classification	2479
23.10.3	Medallists	2480
23.10.4	Final	2481
23.10.4.1	Start List	2481
23.10.4.2	Results	2482



Competition Schedule

As of 15 AUG 2025

Date	StartTime	Event
SAT 16 AUG	09:30	Women's Speed Slalom Qualification
	10:10	Women's Speed Slalom Quarterfinals
	10:30	Women's Speed Slalom Semifinals
	10:40	Women's Speed Slalom Bronze Medal Final
	10:45	Women's Speed Slalom Gold Medal Final
	11:50	Men's Speed Slalom Qualification
	12:30	Men's Speed Slalom Quarterfinals
	12:50	Men's Speed Slalom Semifinals
	13:00	Men's Speed Slalom Bronze Medal Final
	13:05	Men's Speed Slalom Gold Medal Final
SUN 17 AUG	09:30	Men's Classic Slalom Final
	11:30	Women's Classic Slalom Final

Note:

Schedule is subject to change

Timing and Results provided by Tissot

INF-----_08 v1.0

Report Created FRI 15 AUG 2025 23:01

Page 1/1



Number of Entries by NOC

As of 15 AUG 2025

NOC	Men	Women	Total
CHN - People's Republic of China	3	3	6
ESP - Spain	2	2	4
IND - India	1	1	2
IRI - Islamic Republic of Iran	2	2	4
ITA - Italy	2	3	5
JPN - Japan	2	1	3
THA - Thailand	1	2	3
TPE - Chinese Taipei	4	3	7
Total:	8	17	34



Entry List by NOC

As of 16 AUG 2025

NOC	Name	Gender	Date of Birth
CHN - People's Republic of China	ZHANG Hao	Male	26 APR 2000
	LIU Jiabin	Female	24 MAR 2004
	WEN Jingjing	Female	24 MAR 2006
	ZHU Siyi	Female	14 APR 2006
	FU Yu	Male	15 DEC 2004
	WANG Yuxuan	Male	12 DEC 2006
ESP - Spain	ANDRES JOFRE Victoria	Female	31 OCT 2005
	BOSCH COLL Pau	Male	17 SEP 1996
	NIETO MERINO Alvaro	Male	11 JUN 2004
	ORIA ALBELDA Laura	Female	06 JUN 2003
IND - India	NANAL Jinesh Satyan	Male	06 JUN 2004
	JOSHI Shreyasi	Female	29 NOV 2004
IRI - Islamic Republic of Iran	SAVARI JAMALOU EI Amirmohammad	Male	12 JUN 2001
	LESANI Reza	Male	26 MAR 2000
	SALEK ESFAHANI Romina	Female	27 APR 2005
	AHMADI Taraneh	Female	26 JUN 2002
ITA - Italy	DEGLI AGOSTINI Valerio	Male	13 MAY 1999
	AROSIO Matilde	Female	03 JUL 2005
	TOMATIS Alice	Female	01 SEP 2003
	GUSLANDI Ilaria	Female	05 MAY 2003
	GUSLANDI Lorenzo	Male	11 SEP 1997
JPN - Japan	SHIBAGAKI Masayoshi	Male	30 AUG 1999
	MORITOKI Mika	Female	17 AUG 2001
	SHIBAGAKI Taiki	Male	07 OCT 2003
THA - Thailand	CHINUPUN Nichakan	Female	21 DEC 2003
	RUJIREK Parnthep	Male	25 SEP 2004
	KONGPAN Sasikan	Female	03 MAY 2004
TPE - Chinese Taipei	WU Su-Yu-En	Male	23 FEB 2005
	LIU Chiao-Hsi	Female	10 NOV 2003
	CHEN Chien-Ting	Male	26 DEC 2003
	YANG Kai-Wei	Male	24 SEP 2005
	CHEN Pei-Yi	Female	28 AUG 2000
	CHOU Po-Wei	Male	24 JAN 2002
	CHIU Yin-Hsuan	Female	21 DEC 2000



Medallists by Event

As of 17 AUG 2025

After 4 of 4 Events

Event Name	Date	Medal	Name	NOC Code
Men's Classic Slalom	SUN 17 AUG	Gold	ZHANG Hao	CHN
		Silver	DEGLI AGOSTINI Valerio	ITA
		Bronze	WANG Yuxuan	CHN
Women's Classic Slalom	SUN 17 AUG	Gold	ZHU Siyi	CHN
		Silver	LIU Jiaxin	CHN
		Bronze	ORIA ALBELDA Laura	ESP
Women's Speed Slalom	SAT 16 AUG	Gold	LIU Chiao-Hsi	TPE
		Silver	ZHU Siyi	CHN
		Bronze	WEN Jingjing	CHN
Men's Speed Slalom	SAT 16 AUG	Gold	ZHANG Hao	CHN
		Silver	FU Yu	CHN
		Bronze	LESANI Reza	IRI



Medal Standings

As of 17 AUG 2025

After 4 of 4 Events

Rank	NOC	Men				Women				Total				Rank by Total
		G	S	B	Tot.	G	S	B	Tot.	G	S	B	Tot.	
1	CHN - People's Republic of China	2	1	1	4	1	2	1	4	3	3	2	8	1
2	TPE - Chinese Taipei					1			1	1			1	=2
3	ITA - Italy		1		1						1		1	=2
4	ESP - Spain							1	1			1	1	=2
4	IRI - Islamic Republic of Iran			1	1							1	1	=2
Total:		2	2	2	6	2	2	2	6	4	4	4	12	

Note:

Rank by total is calculated by the total number of gold, silver and bronze medals.

Legend:

G Gold **S** Silver **B** Bronze **Tot.** Total
 = Equal sign indicates that two or more NOCs share the same rank by total

Timing and Results provided by Tissot



TWG
2025
CHENGDU



INLINE FREESTYLE SKATING

Men's Speed Slalom



SAT 16 AUG 2025

Entry List by Event

As of 16 AUG 2025

NOC	Name	Number	Date of Birth
CHN - People's Republic of China	ZHANG Hao	01	26 APR 2000
	FU Yu	05	15 DEC 2004
ESP - Spain	NIETO MERINO Alvaro	28	11 JUN 2004
IND - India	NANAL Jinesh Satyan	14	06 JUN 2004
IRI - Islamic Republic of Iran	SAVARI JAMALOUEI Amirmohammad	16	12 JUN 2001
	LESANI Reza	17	26 MAR 2000
THA - Thailand	RUJIREK Parnthep	33	25 SEP 2004
TPE - Chinese Taipei	YANG Kai-Wei	09	24 SEP 2005
	WU Su-Yu-En	12	23 FEB 2005



SAT 16 AUG 2025

Event Classification

REVISED
16 AUG 18:47

As of 16 AUG 2025

Phase	Rank	Number	Name	NOC Code	Phase Rank				Phase Best Result	
					QUAL.	QFNL.	SFNL.	Finals	QUAL.	Finals
Finals	1	01	ZHANG Hao	CHN	1	1	1	1	3.919	4.440
	2	05	FU Yu	CHN	2	1	1	2	3.959	4.500
	3	17	LESANI Reza	IRI	5	1	3	3	4.083	4.560
	4	16	SAVARI JAMALOUEI Amirmohammad	IRI	6	1	3	4	4.176	4.682
Quarterfinals	5	09	YANG Kai-Wei	TPE	3	5			4.005	4.506
	6	33	RUJIREK Parnthep	THA	4	5			4.066	4.550
	7	12	WU Su-Yu-En	TPE	7	5			4.211	4.700
	8	14	NANAL Jinesh Satyan	IND	8	5			4.328	5.077
Qualification	9	28	NIETO MERINO Alvaro	ESP	9				4.797	

Legend:

QFNL. Quarterfinals QUAL. Qualification SFNL. Semifinals

REVISED

The tied 5th place will be updated for the 5th to 8th places based on the preliminary round results.

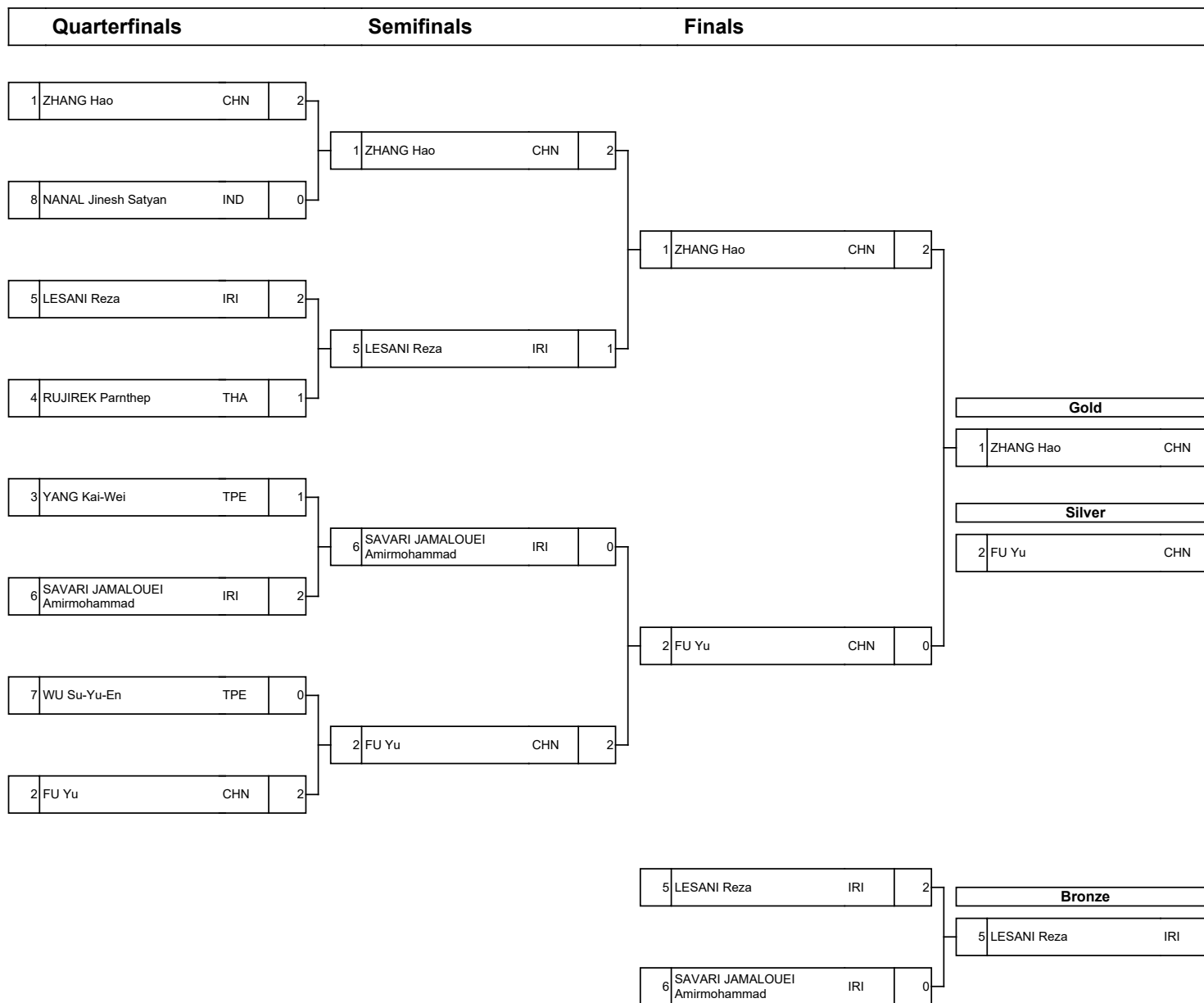
Timing and Results provided by Tissot



SAT 16 AUG 2025

Brackets

As of 16 AUG 2025





Medallists

As of 16 AUG 2025

Medal	Name	NOC
Gold	ZHANG Hao	CHN - People's Republic of China
Silver	FU Yu	CHN - People's Republic of China
Bronze	LESANI Reza	IRI - Islamic Republic of Iran

SAT 16 AUG 2025
Start Time 13:00

Start List

As of 16 AUG 2025

	Start Position	Number	Name	NOC Code
Gold Medal Final	1	01	ZHANG Hao	CHN
	2	05	FU Yu	CHN
Bronze Medal Final	1	17	LESANI Reza	IRI
	2	16	SAVARI JAMALOU EI Amirmohammad	IRI



SAT 16 AUG 2025
Start Time 13:00

Results

As of 16 AUG 2025

	Rank	Number	Name	NOC Code	Result	Remark
Gold Medal Final	1	01	ZHANG Hao	CHN	2	W
		0/4.489 4.489 W	0/4.491 4.491 W			
	2	05	FU Yu	CHN	0	
		0/4.520 4.520	1/4.499 4.699			
Bronze Medal Final	1	17	LESANI Reza	IRI	2	W
		0/4.587 4.587 W	1/4.547 4.747 W			
	2	16	SAVARI JAMALOUEI Amirmohammad	IRI	0	
		0/4.682 4.682	2/4.641 5.041			

Legend:

W Won

Timing and Results provided by Tissot



SAT 16 AUG 2025
Start Time 12:50

Start List

As of 16 AUG 2025

	Start Position	Number	Name	NOC Code
Heat 1	1	01	ZHANG Hao	CHN
	2	17	LESANI Reza	IRI
Heat 2	1	16	SAVARI JAMALOU EI Amirmohammad	IRI
	2	05	FU Yu	CHN



SAT 16 AUG 2025
Start Time 12:50

Results

As of 16 AUG 2025

	Rank	Number	Name	NOC Code	Result	Remark
Heat 1	1	01	ZHANG Hao	CHN	2	W Q
			0/4.478 4.478 W	0/4.440 DQ	0/4.523 4.523 W	
	2	17	LESANI Reza	IRI	1	
			0/4.560 4.560	1/4.580 4.780 W	1/4.523 4.723	
Heat 2	1	05	FU Yu	CHN	2	W Q
			0/4.538 4.538 W	0/4.500 4.500 W		
	2	16	SAVARI JAMALOUEI Amirmohammad	IRI	0	
			0/4.716 4.716	0/4.707 4.707		

Legend:

Q Qualified DQ Disqualified W Won

Timing and Results provided by Tissot



SAT 16 AUG 2025
Start Time 12:30

Start List

As of 16 AUG 2025

	Start Position	Number	Name	NOC Code
Heat 1	1	01	ZHANG Hao	CHN
	2	14	NANAL Jinesh Satyan	IND
Heat 2	1	17	LESANI Reza	IRI
	2	33	RUJIREK Parnthep	THA
Heat 3	1	09	YANG Kai-Wei	TPE
	2	16	SAVARI JAMALOUEI Amirmohammad	IRI
Heat 4	1	12	WU Su-Yu-En	TPE
	2	05	FU Yu	CHN



SAT 16 AUG 2025
Start Time 12:30

Results

As of 16 AUG 2025

	Rank	Number	Name	NOC Code	Result	Remark
Heat 1	1	01	ZHANG Hao	CHN	2	W Q
			0/4.589 4.589 W	1/4.494 4.694 W		
	2	14	NANAL Jinesh Satyan	IND	0	
			0/5.077 5.077	4/4.997 5.797		
Heat 2	1	17	LESANI Reza	IRI	2	W Q
			0/4.603 4.603 W	0/4.656 4.656	0/4.590 4.590 W	
	2	33	RUJIREK Parnthep	THA	1	
			3/4.622 5.222	0/4.550 4.550 W	3/4.578 5.178	
Heat 3	1	16	SAVARI JAMALOUEI Amirmohammad	IRI	2	W Q
			0/4.765 4.765 W	0/4.765 4.765	0/4.773 4.773 W	
	2	09	YANG Kai-Wei	TPE	1	
			DQ	0/4.506 4.506 W	3/4.480 5.080	
Heat 4	1	05	FU Yu	CHN	2	W Q
			0/4.588 4.588 W	0/4.563 4.563 W		
	2	12	WU Su-Yu-En	TPE	0	
			0/4.700 4.700	DQ		

Legend:

Q Qualified DQ Disqualified W Won

Timing and Results provided by Tissot

SAT 16 AUG 2025
Start Time 11:50**Start List**

As of 15 AUG 2025

Start Position	Number	Name	NOC Code
1	33	RUJIREK Parnthep	THA
2	17	LESANI Reza	IRI
3	16	SAVARI JAMALOUEI Amirmohammad	IRI
4	12	WU Su-Yu-En	TPE
5	14	NANAL Jinesh Satyan	IND
6	01	ZHANG Hao	CHN
7	05	FU Yu	CHN
8	09	YANG Kai-Wei	TPE
9	28	NIETO MERINO Alvaro	ESP



SAT 16 AUG 2025
Start Time 11:50

Results

As of 16 AUG 2025

Rank	Number	Name	NOC Code	First Run	Second Run	Best Result
1	01	ZHANG Hao	CHN	3.972	3.919	3.919 q
2	05	FU Yu	CHN	3.959	3.982	3.959 q
3	09	YANG Kai-Wei	TPE	4.005	4.135	4.005 q
4	33	RUJIREK Parnthep	THA	4.066	4.850	4.066 q
5	17	LESANI Reza	IRI	4.105	4.083	4.083 q
6	16	SAVARI JAMALOUEI Amirmohammad	IRI	4.188	4.176	4.176 q
7	12	WU Su-Yu-En	TPE	4.211	4.329	4.211 q
8	14	NANAL Jinesh Satyan	IND	4.328	DQ	4.328 q
9	28	NIETO MERINO Alvaro	ESP	DQ	4.797	4.797

Legend:

DQ Disqualified q Best result advance

Timing and Results provided by Tissot



TWG
2025
CHENGDU



INLINE FREESTYLE SKATING

Men's Classic Slalom



SUN 17 AUG 2025

Entry List by Event

As of 16 AUG 2025

NOC	Name	Number	Date of Birth
CHN - People's Republic of China	ZHANG Hao	01	26 APR 2000
	WANG Yuxuan	06	12 DEC 2006
ESP - Spain	BOSCH COLL Pau	30	17 SEP 1996
ITA - Italy	GUSLANDI Lorenzo	22	11 SEP 1997
	DEGLI AGOSTINI Valerio	24	13 MAY 1999
JPN - Japan	SHIBAGAKI Masayoshi	25	30 AUG 1999
	SHIBAGAKI Taiki	27	07 OCT 2003
TPE - Chinese Taipei	CHEN Chien-Ting	08	26 DEC 2003
	CHOU Po-Wei	11	24 JAN 2002



SUN 17 AUG 2025

Event Classification

As of 17 AUG 2025

Rank	Number	Name	NOC Code
1	01	ZHANG Hao	CHN
2	24	DEGLI AGOSTINI Valerio	ITA
3	06	WANG Yuxuan	CHN
4	27	SHIBAGAKI Taiki	JPN
5	22	GUSLANDI Lorenzo	ITA
6	30	BOSCH COLL Pau	ESP
7	11	CHOU Po-Wei	TPE
8	08	CHEN Chien-Ting	TPE
9	25	SHIBAGAKI Masayoshi	JPN



SUN 17 AUG 2025

Medallists

As of 17 AUG 2025

Medal	Name	NOC
Gold	ZHANG Hao	CHN - People's Republic of China
Silver	DEGLI AGOSTINI Valerio	ITA - Italy
Bronze	WANG Yuxuan	CHN - People's Republic of China



SUN 17 AUG 2025
Start Time 09:30

Start List

As of 15 AUG 2025

Start Order	Bib Name	NOC Code
1	06 WANG Yuxuan	CHN
2	25 SHIBAGAKI Masayoshi	JPN
3	27 SHIBAGAKI Taiki	JPN
4	08 CHEN Chien-Ting	TPE
5	01 ZHANG Hao	CHN
6	30 BOSCH COLL Pau	ESP
7	24 DEGLI AGOSTINI Valerio	ITA
8	11 CHOU Po-Wei	TPE
9	22 GUSLANDI Lorenzo	ITA



SUN 17 AUG 2025
Start Time 09:30

Results

As of 17 AUG 2025

Rank	Bib	Name	NOC Code	Penalty	J1	J2	J3	J4	J5
					Place	Place	Place	Place	Place
1	01	ZHANG Hao	CHN	0	1	1	1	1	1
2	24	DEGLI AGOSTINI Valerio	ITA	2	3	2	2	2	2
3	06	WANG Yuxuan	CHN	1	4	3	6	3	3
4	27	SHIBAGAKI Taiki	JPN	0	2	5	2	3	5
5	22	GUSLANDI Lorenzo	ITA	1	6	6	8	5	4
6	30	BOSCH COLL Pau	ESP	1	7	4	5	6	6
7	11	CHOU Po-Wei	TPE	1	5	7	4	8	8
8	08	CHEN Chien-Ting	TPE	2	7	8	7	7	7
9	25	SHIBAGAKI Masayoshi	JPN	6	9	9	9	8	9

Legend:

J1 Judge 1
J4 Judge 4

J2 Judge 2
J5 Judge 5

J3 Judge 3

Timing and Results provided by Tissot



TWG
2025
CHENGDU



INLINE FREESTYLE SKATING

Women's Speed Slalom



SAT 16 AUG 2025

Entry List by Event

As of 16 AUG 2025

NOC	Name	Number	Date of Birth
CHN - People's Republic of China	WEN Jingjing	03	24 MAR 2006
	ZHU Siyi	04	14 APR 2006
IRI - Islamic Republic of Iran	SALEK ESFAHANI Romina	18	27 APR 2005
	AHMADI Taraneh	19	26 JUN 2002
ITA - Italy	AROSIO Matilde	23	03 JUL 2005
THA - Thailand	CHINUPUN Nichakan	32	21 DEC 2003
	KONGPAN Sasikan	34	03 MAY 2004
TPE - Chinese Taipei	LIU Chiao-Hsi	07	10 NOV 2003
	CHEN Pei-Yi	10	28 AUG 2000



SAT 16 AUG 2025

Event Classification
REVISED
16 AUG 18:47

As of 16 AUG 2025

Phase	Rank	Number	Name	NOC Code	Phase Rank				Phase Best Result	
					QUAL.	QFNL.	SFNL.	Finals	QUAL.	Finals
Finals	1	07	LIU Chiao-Hsi	TPE	1	1	1	1	4.283	4.748
	2	04	ZHU Siyi	CHN	3	1	1	2	4.340	4.780
	3	03	WEN Jingjing	CHN	2	1	3	3	4.325	4.783
	4	18	SALEK ESFAHANI Romina	IRI	4	1	3	4	4.340	4.810
Quarterfinals	5	19	AHMADI Taraneh	IRI	5	5			4.388	5.003
	6	32	CHINUPUN Nichakan	THA	6	5			4.476	4.933
	7	23	AROSIO Matilde	ITA	7	5			4.579	5.084
	8	10	CHEN Pei-Yi	TPE	8	5			4.733	4.850
Qualification	9	34	KONGPAN Sasikan	THA	9				4.793	

Legend:
QFNL. Quarterfinals **QUAL.** Qualification **SFNL.** Semifinals

REVISED

The tied 5th place will be updated for the 5th to 8th places based on the preliminary round results.

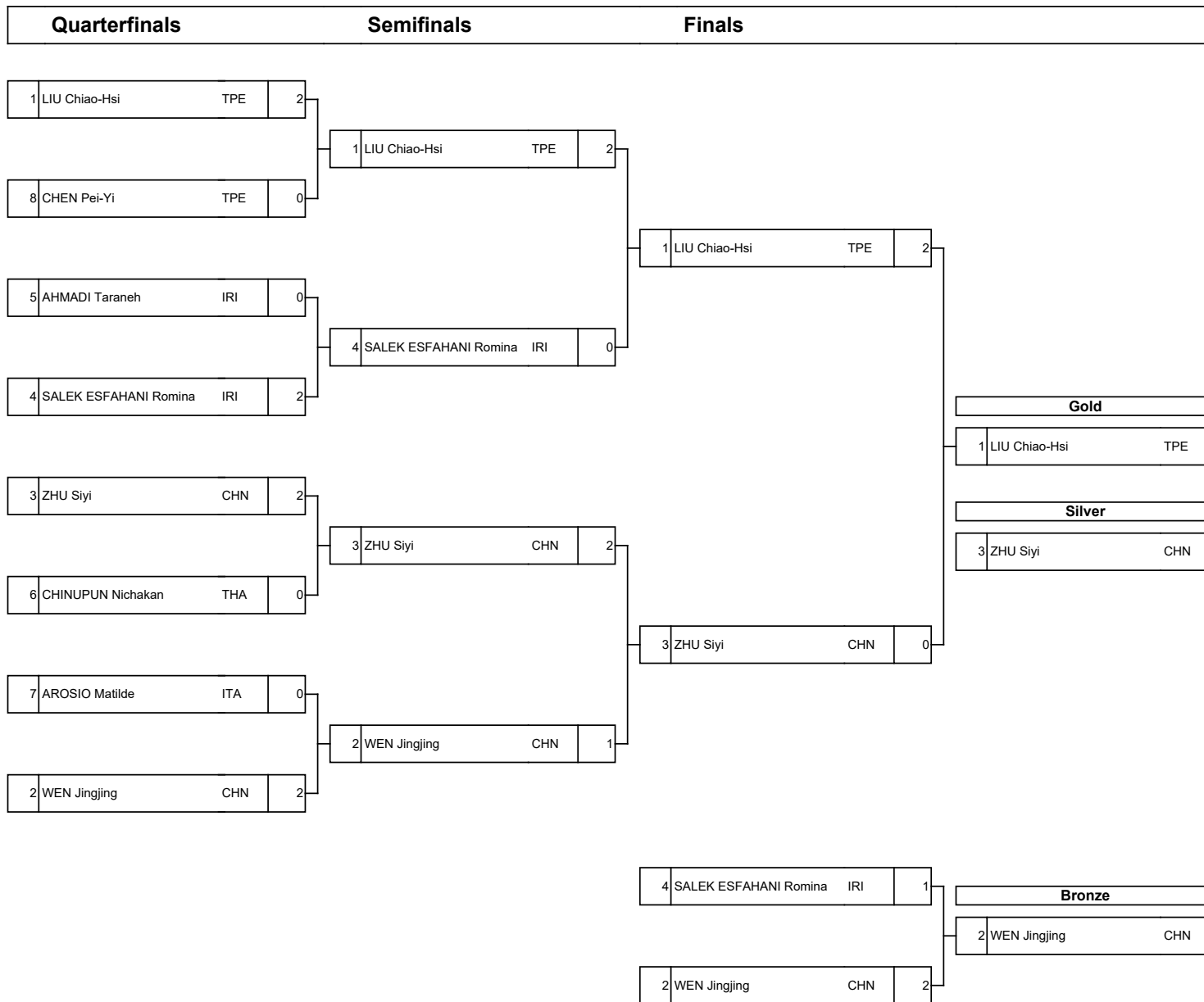
Timing and Results provided by Tissot



SAT 16 AUG 2025

Brackets

As of 16 AUG 2025





Medallists

As of 16 AUG 2025

Medal	Name	NOC
Gold	LIU Chiao-Hsi	TPE - Chinese Taipei
Silver	ZHU Siyi	CHN - People's Republic of China
Bronze	WEN Jingjing	CHN - People's Republic of China



SAT 16 AUG 2025
Start Time 10:40

Start List

As of 16 AUG 2025

	Start Position	Number	Name	NOC Code
Gold Medal Final	1	07	LIU Chiao-Hsi	TPE
	2	04	ZHU Siyi	CHN
Bronze Medal Final	1	18	SALEK ESFAHANI Romina	IRI
	2	03	WEN Jingjing	CHN



SAT 16 AUG 2025
Start Time 10:40

Results

As of 16 AUG 2025

	Rank	Number	Name	NOC Code	Result	Remark
Gold Medal Final	1	07	LIU Chiao-Hsi	TPE	2	W
	0/4.785	4.785	W	0/4.748	4.748	W
	2	04	ZHU Siyi	CHN	0	
	2/4.808	5.208		0/4.780	4.780	
Bronze Medal Final	1	03	WEN Jingjing	CHN	2	W
	0/4.921	4.921	W	1/4.887	5.087	W
	2	18	SALEK ESFAHANI Romina	IRI	1	
	0/4.865	4.865	W	2/4.887	5.287	

Legend:

W Won

Timing and Results provided by Tissot



SAT 16 AUG 2025

Start Time 10:30

Start List

As of 16 AUG 2025

	Start Position	Number	Name	NOC Code
Heat 1	1	07	LIU Chiao-Hsi	TPE
	2	18	SALEK ESFAHANI Romina	IRI
Heat 2	1	04	ZHU Siyi	CHN
	2	03	WEN Jingjing	CHN



SAT 16 AUG 2025
Start Time 10:30

Results

As of 16 AUG 2025

	Rank	Number	Name	NOC Code	Result	Remark
Heat 1	1	07	LIU Chiao-Hsi	TPE	2	W Q
			0/4.772 4.772 W	0/4.752 4.752 W		
	2	18	SALEK ESFAHANI Romina	IRI	0	
			0/4.810 DQ	0/4.817 4.817		
Heat 2	1	04	ZHU Siyi	CHN	2	W Q
			0/4.870 4.870 W	0/4.813 4.813	0/4.807 4.807 W	
	2	03	WEN Jingjing	CHN	1	
			0/4.909 4.909	0/4.783 4.783 W	0/4.842 4.842	

Legend:

Q Qualified DQ Disqualified W Won

Timing and Results provided by Tissot



SAT 16 AUG 2025
Start Time 10:10

Start List

As of 16 AUG 2025

	Start Position	Number	Name	NOC Code
Heat 1	1	07	LIU Chiao-Hsi	TPE
	2	10	CHEN Pei-Yi	TPE
Heat 2	1	19	AHMADI Taraneh	IRI
	2	18	SALEK ESFAHANI Romina	IRI
Heat 3	1	04	ZHU Siyi	CHN
	2	32	CHINUPUN Nichakan	THA
Heat 4	1	23	AROSIO Matilde	ITA
	2	03	WEN Jingjing	CHN



SAT 16 AUG 2025
Start Time 10:10

Results

As of 16 AUG 2025

	Rank	Number	Name	NOC Code	Result	Remark
Heat 1	1	07	LIU Chiao-Hsi	TPE	2	W Q
			0/4.785 4.785 W	1/4.739 4.939 W		
	2	10	CHEN Pei-Yi	TPE	0	
			0/4.850 4.850	1/4.776 4.976		
Heat 2	1	18	SALEK ESFAHANI Romina	IRI	2	W Q
			0/4.854 4.854 W	0/4.901 4.901 W		
	2	19	AHMADI Taraneh	IRI	0	
			1/4.803 5.003	1/4.847 5.047		
Heat 3	1	04	ZHU Siyi	CHN	2	W Q
			1/4.954 5.154 W	0/4.845 4.845 W		
	2	32	CHINUPUN Nichakan	THA	0	
			0/5.000 DQ	0/4.933 DQ		
Heat 4	1	03	WEN Jingjing	CHN	2	W Q
			0/4.955 4.955 W	0/4.886 4.886 W		
	2	23	AROSIO Matilde	ITA	0	
			1/4.974 5.174	1/4.884 5.084		

Legend:

Q	Qualified	FS	False Start	DQ	Disqualified
W	Won				

Timing and Results provided by Tissot



SAT 16 AUG 2025

Start Time 09:30

Start List

As of 15 AUG 2025

Start Position	Number	Name	NOC Code
1	03	WEN Jingjing	CHN
2	34	KONGPAN Sasikan	THA
3	04	ZHU Siyi	CHN
4	18	SALEK ESFAHANI Romina	IRI
5	19	AHMADI Taraneh	IRI
6	32	CHINUPUN Nichakan	THA
7	10	CHEN Pei-Yi	TPE
8	23	AROSIO Matilde	ITA
9	07	LIU Chiao-Hsi	TPE



SAT 16 AUG 2025
Start Time 09:30

Results

As of 16 AUG 2025

Rank	Number	Name	NOC Code	First Run	Second Run	Best Result
1	07	LIU Chiao-Hsi	TPE	4.317	4.283	4.283 q
2	03	WEN Jingjing	CHN	4.350	4.325	4.325 q
3	04	ZHU Siyi	CHN	4.340	4.547	4.340 q
4	18	SALEK ESFAHANI Romina	IRI	4.340	DQ	4.340 q
5	19	AHMADI Taraneh	IRI	4.716	4.388	4.388 q
6	32	CHINUPUN Nichakan	THA	4.476	4.518	4.476 q
7	23	AROSIO Matilde	ITA	4.789	4.579	4.579 q
8	10	CHEN Pei-Yi	TPE	DQ	4.733	4.733 q
9	34	KONGPAN Sasikan	THA	DQ	4.793	4.793

Legend:

DQ Disqualified q Best result advance

Timing and Results provided by Tissot



TWG
2025
CHENGDU



INLINE FREESTYLE SKATING

Women's Classic Slalom



SUN 17 AUG 2025

Entry List by Event

As of 16 AUG 2025

NOC	Name	Number	Date of Birth
CHN - People's Republic of China	LIU Jiaxin	02	24 MAR 2004
	ZHU Siyi	04	14 APR 2006
ESP - Spain	ORIA ALBELDA Laura	29	06 JUN 2003
	ANDRES JOFRE Victoria	31	31 OCT 2005
IND - India	JOSHI Shreyasi	15	29 NOV 2004
ITA - Italy	TOMATIS Alice	20	01 SEP 2003
	GUSLANDI Ilaria	21	05 MAY 2003
JPN - Japan	MORITOKI Mika	26	17 AUG 2001
TPE - Chinese Taipei	CHIU Yin-Hsuan	13	21 DEC 2000



SUN 17 AUG 2025

Event Classification

As of 17 AUG 2025

Rank	Number	Name	NOC Code
1	04	ZHU Siyi	CHN
2	02	LIU Jiaxin	CHN
3	29	ORIA ALBELDA Laura	ESP
4	26	MORITOKI Mika	JPN
5	31	ANDRES JOFRE Victoria	ESP
6	15	JOSHI Shreyasi	IND
7	20	TOMATIS Alice	ITA
8	21	GUSLANDI Ilaria	ITA
9	13	CHIU Yin-Hsuan	TPE



Medallists

As of 17 AUG 2025

Medal	Name	NOC
Gold	ZHU Siyi	CHN - People's Republic of China
Silver	LIU Jiaxin	CHN - People's Republic of China
Bronze	ORIA ALBELDA Laura	ESP - Spain

SUN 17 AUG 2025
Start Time 11:30

Start List

As of 15 AUG 2025

Start Order	Bib Name	NOC Code
1	04 ZHU Siyi	CHN
2	26 MORITOKI Mika	JPN
3	13 CHIU Yin-Hsuan	TPE
4	21 GUSLANDI Ilaria	ITA
5	02 LIU Jiaxin	CHN
6	20 TOMATIS Alice	ITA
7	15 JOSHI Shreyasi	IND
8	29 ORIA ALBELDA Laura	ESP
9	31 ANDRES JOFRE Victoria	ESP



SUN 17 AUG 2025
Start Time 11:30

Results

As of 17 AUG 2025

Rank	Bib	Name	NOC Code	Penalty	J1	J2	J3	J4	J5
					Place	Place	Place	Place	Place
1	04	ZHU Siyi	CHN	2	1	1	1	1	1
2	02	LIU Jiabin	CHN	1	2	3	2	2	2
3	29	ORIA ALBELDA Laura	ESP	1	3	2	4	3	3
4	26	MORITOKI Mika	JPN	2	8	6	3	4	4
5	31	ANDRES JOFRE Victoria	ESP	1	4	4	5	5	5
6	15	JOSHI Shreyasi	IND	3	7	5	5	6	6
7	20	TOMATIS Alice	ITA	3	5	7	8	7	8
8	21	GUSLANDI Ilaria	ITA	2	6	8	7	8	7
9	13	CHIU Yin-Hsuan	TPE	5	9	9	9	9	9

Legend:

J1 Judge 1
J4 Judge 4

J2 Judge 2
J5 Judge 5

J3 Judge 3

Timing and Results provided by Tissot



TWG
2025
CHENGDU



INLINE HOCKEY

RESULTS BOOK

TABLE OF CONTENTS



24	Inline Hockey	2481
24.1	Table of Contents	2482
24.2	Competition Schedule	2487
24.3	Daily Schedule	2488
24.3.1	Daily Schedule 07.08.2025	2488
24.3.2	Daily Schedule 08.08.2025	2489
24.3.3	Daily Schedule 09.08.2025	2490
24.3.4	Daily Schedule 10.08.2025	2491
24.3.5	Daily Schedule 11.08.2025	2492
24.4	Medallists by Event	2493
24.5	Medal Standings	2494
24.6	Men	2495
24.6.1	Team Roster	2496
24.6.1.1	Team Roster - ARG	2496
24.6.1.2	Team Roster - CHN	2497
24.6.1.3	Team Roster - CZE	2498
24.6.1.4	Team Roster - FRA	2499
24.6.1.5	Team Roster - ITA	2500
24.6.1.6	Team Roster - NAM	2501
24.6.1.7	Team Roster - TPE	2502
24.6.1.8	Team Roster - USA	2503
24.6.2	Tournament Summary	2504
24.6.3	Cumulative Statistics	2506
24.6.3.1	Cumulative Statistics - ARG	2506
24.6.3.2	Cumulative Statistics - CHN	2507
24.6.3.3	Cumulative Statistics - CZE	2508
24.6.3.4	Cumulative Statistics - FRA	2509
24.6.3.5	Cumulative Statistics - ITA	2510
24.6.3.6	Cumulative Statistics - NAM	2511
24.6.3.7	Cumulative Statistics - TPE	2512
24.6.3.8	Cumulative Statistics - USA	2513
24.6.4	Medallists	2514
24.6.5	Finals	2515
24.6.5.1	7th Place Game #M17	2515
24.6.5.1.1	Start List CHN - ARG	2515
24.6.5.1.2	Results CHN - ARG	2516
24.6.5.2	5th Place Game #M18	2517

RESULTS BOOK

TABLE OF CONTENTS

24.6.5.2.1	Start List ITA - TPE	2517
24.6.5.2.2	Results ITA - TPE	2518
24.6.5.3	Bronze Medal Game #M19	2519
24.6.5.3.1	Start List NAM - FRA	2519
24.6.5.3.2	Results NAM - FRA	2520
24.6.5.4	Gold Medal Game #M20	2521
24.6.5.4.1	Start List USA - CZE	2521
24.6.5.4.2	Results USA - CZE	2522
24.6.6	Semifinals	2523
24.6.6.1	Game #M15	2523
24.6.6.1.1	Start List CZE - NAM	2523
24.6.6.1.2	Results CZE - NAM	2524
24.6.6.2	Game #M16	2525
24.6.6.2.1	Start List USA - FRA	2525
24.6.6.2.2	Results USA - FRA	2526
24.6.7	Consolation Semifinals 5-8	2527
24.6.7.1	Game #M13	2527
24.6.7.1.1	Start List ITA - CHN	2527
24.6.7.1.2	Results ITA - CHN	2528
24.6.7.2	Game #M14	2529
24.6.7.2.1	Start List TPE - ARG	2529
24.6.7.2.2	Results TPE - ARG	2530
24.6.8	Preliminary Round - Group B	2531
24.6.8.1	Game #M01	2531
24.6.8.1.1	Start List CZE - FRA	2531
24.6.8.1.2	Results CZE - FRA	2532
24.6.8.2	Game #M04	2533
24.6.8.2.1	Start List ITA - ARG	2533
24.6.8.2.2	Results ITA - ARG	2534
24.6.8.3	Game #M06	2535
24.6.8.3.1	Start List FRA - ITA	2535
24.6.8.3.2	Results FRA - ITA	2536
24.6.8.4	Game #M07	2537
24.6.8.4.1	Start List ARG - CZE	2537
24.6.8.4.2	Results ARG - CZE	2538
24.6.8.5	Game #M09	2539
24.6.8.5.1	Start List CZE - ITA	2539
24.6.8.5.2	Results CZE - ITA	2540
24.6.8.6	Game #M10	2541
24.6.8.6.1	Start List ARG - FRA	2541
24.6.8.6.2	Results ARG - FRA	2542
24.6.9	Preliminary Round - Group A	2543
24.6.9.1	Game #M02	2543
24.6.9.1.1	Start List NAM - TPE	2543

RESULTS BOOK

TABLE OF CONTENTS

24.6.9.1.2	Results NAM - TPE	2544
24.6.9.2	Game #M03	2545
24.6.9.2.1	Start List USA - CHN	2545
24.6.9.2.2	Results USA - CHN	2546
24.6.9.3	Game #M05	2548
24.6.9.3.1	Start List CHN - NAM	2548
24.6.9.3.2	Results CHN - NAM	2549
24.6.9.4	Game #M08	2550
24.6.9.4.1	Start List TPE - USA	2550
24.6.9.4.2	Results TPE - USA	2551
24.6.9.5	Game #M11	2552
24.6.9.5.1	Start List USA - NAM	2552
24.6.9.5.2	Results USA - NAM	2553
24.6.9.6	Game #M12	2554
24.6.9.6.1	Start List TPE - CHN	2554
24.6.9.6.2	Results TPE - CHN	2555



Competition Schedule

As of MON 11 AUG 2025

Date	Start Time	Game Number	Phase	Teams
THU 7 AUG	9:00	1	Preliminary Round - Group B	CZE vs FRA
	10:30	2	Preliminary Round - Group A	NAM vs TPE
	12:00	3	Preliminary Round - Group A	USA vs CHN
	13:30	4	Preliminary Round - Group B	ITA vs ARG
FRI 8 AUG	12:00	5	Preliminary Round - Group A	CHN vs NAM
	14:00	6	Preliminary Round - Group B	FRA vs ITA
	17:00	7	Preliminary Round - Group B	ARG vs CZE
	19:00	8	Preliminary Round - Group A	TPE vs USA
SAT 9 AUG	12:00	9	Preliminary Round - Group B	CZE vs ITA
	14:00	10	Preliminary Round - Group B	ARG vs FRA
	17:00	11	Preliminary Round - Group A	USA vs NAM
	19:00	12	Preliminary Round - Group A	TPE vs CHN
SUN 10 AUG	12:00	13	Consolation Semifinal 5-8	ITA vs CHN
	14:00	14	Consolation Semifinal 5-8	TPE vs ARG
	17:00	15	Semifinal	CZE vs NAM
	19:00	16	Semifinal	USA vs FRA
MON 11 AUG	12:00	17	7th Place Game	CHN vs ARG
	14:00	18	5th Place Game	ITA vs TPE
	17:00	19	Bronze Medal Game	NAM vs FRA
	19:00	20	Gold Medal Game	USA vs CZE



THU 7 AUG 2025

Daily Schedule

Start Time	Game No.	Phase	Teams	Referees
9:00	1	Preliminary Round - Group B	CZE vs FRA	FRIBERG JO (SWE) TARK SH (KOR)
10:30	2	Preliminary Round - Group A	NAM vs TPE	GRANDINI A (ITA) VESELY T (CZE)
12:00	3	Preliminary Round - Group A	USA vs CHN	WATT CJ (CAN) TARK SH (KOR)
13:30	4	Preliminary Round - Group B	ITA vs ARG	FRIBERG JO (SWE) VESELY T (CZE)



FRI 8 AUG 2025

Daily Schedule

Start Time	Game No.	Phase	Teams	Referees
12:00	5	Preliminary Round - Group A	CHN vs NAM	WATT CJ (CAN) GRANDINI A (ITA)
14:00	6	Preliminary Round - Group B	FRA vs ITA	VESELY T (CZE) FRIBERG JO (SWE)
17:00	7	Preliminary Round - Group B	ARG vs CZE	TARK SH (KOR) WATT CJ (CAN)
19:00	8	Preliminary Round - Group A	TPE vs USA	VESELY T (CZE) GRANDINI A (ITA)



SAT 9 AUG 2025

Daily Schedule

Start Time	Game No.	Phase	Teams	Referees
12:00	9	Preliminary Round - Group B	CZE vs ITA	FRIBERG JO (SWE) WATT CJ (CAN)
14:00	10	Preliminary Round - Group B	ARG vs FRA	VESELY T (CZE) GRANDINI A (ITA)
17:00	11	Preliminary Round - Group A	USA vs NAM	FRIBERG JO (SWE) WATT CJ (CAN)
19:00	12	Preliminary Round - Group A	TPE vs CHN	TARK SH (KOR) GRANDINI A (ITA)



SUN 10 AUG 2025

Daily Schedule

Start Time	Game No.	Phase	Teams	Referees
12:00	13	Consolation Semifinal 5-8	ITA vs CHN	WATT CJ (CAN) VESELY T (CZE)
14:00	14	Consolation Semifinal 5-8	TPE vs ARG	GRANDINI A (ITA) TARK SH (KOR)
17:00	15	Semifinal	CZE vs NAM	FRIBERG JO (SWE) WATT CJ (CAN)
19:00	16	Semifinal	USA vs FRA	VESELY T (CZE) TARK SH (KOR)



MON 11 AUG 2025

Daily Schedule

Start Time	Game No.	Phase	Teams	Referees
12:00	17	7th Place Game	CHN vs ARG	GRANDINI A (ITA) FRIBERG JO (SWE)
14:00	18	5th Place Game	ITA vs TPE	TARK SH (KOR) WATT CJ (CAN)
17:00	19	Bronze Medal Game	NAM vs FRA	VESELY T (CZE) WATT CJ (CAN)
19:00	20	Gold Medal Game	USA vs CZE	FRIBERG JO (SWE) TARK SH (KOR)



Medallists by Event

As of MON 11 AUG 2025 at 20:23

After 1 of 1 Events

Event	Date	Medal	Name	NOC Code
Men	11 AUG 2025	GOLD	PUGLIESE Patrick	USA
			DELLAMORTE Nicholas	
			SAVAGE Scott	
			HODGE Corey	
			MARKER Ryan	
			DIMARTINO Joseph	
			VAUGHAN III Charles Roman	
			MOONEY Kyle	
			JOHNSON Keith	
			HALVORSEN Maxwell	
			CADIZ JR Jose Anthony	
			PASCALLI William	
			MOONEY Kevin	
		SILVER	CIK Jakub	CZE
			ZBORIL Mikulas	
			STRYCEK Pavel	
			BERNAD Jakub	
			SKOLOUD Petr	
			ANDRYSEK Jan	
			MATOUSEK Jiri	
			BRABEC Daniel	
			SEBEK Patrik	
			VYORAL Jan	
			SKOUPY Mikulas	
			LOSKOT Marek	
			NOVAK Jakub	
			NOVAK Lukas	
		BRONZE	VAN DER PLAS Arian	NAM
			BORSTLAP Theodor	
			COETZEE Christiaan	
			LUCKS Anko	
			VAN DER MERWE Abe	
			WIRTZ Alex	
			SIMPSON Keanan	
			COETZEE Williem	
			HILBERT Valerik	
			ZEFERINU Josua Shatipamba	
			ZEFERINU Josef	
			VAN DER PLAS Wim	
			LIECHTI Sean	
			ROTTCHER Amandus Mathias	



Medal Standings

As of MON 11 AUG 2025 at 20:23

After 1 of 1 Events

Rank	NOC	Men				Rank by Total
		G	S	B	Tot	
1	USA - United States of America	1			1	=1
2	CZE - Czechia		1		1	=1
3	NAM - Namibia			1	1	=1
Total:		1	1	1	3	

Legend:

= Equal sign indicates that two or more countries share the same rank by total

B Bronze **G** Gold **S** Silver **Tot** Total



TWG
2025
CHENGDU



INLINE HOCKEY

Men



Team Roster

As of WED 6 AUG 2025

ARG - Argentina

Number	Name	Position	Date of Birth	Age
1	MAZZAFERRO Adriano	Goalkeeper	25 FEB 1998	27
9	BARRA Felipe	Forward	10 MAR 2003	22
11	HAIEK Owen	Forward	10 NOV 1999	25
12	INSUA Hernan	Defender	14 NOV 1990	34
14	IRISARRI Rodrigo	Forward	28 AUG 1990	34
20	ECHEVARRIA Sebastian Andres	Forward	29 NOV 1986	38
22	BELTRAMI Gonzalo	Defender	22 MAR 1995	30
24	PORTABELLA FAZIO Ignacio (C)	Defender	24 JAN 1987	38
31	LOPEZ SILVA Gaspar	Goalkeeper	20 NOV 2002	22
36	MARENGO Agustin	Defender	23 DEC 1979	45
47	LOPEZ SILVA Mateo	Forward	20 NOV 2002	22
75	BUSTOS Sebastian	Defender	9 AUG 1987	37
88	CURRENTI Felipe	Forward	15 OCT 2003	21
92	BAEZA Martin	Defender	29 NOV 2001	23
			Team Average	29.9

Team Officials

Head Coach: MARENGO Sebastian

Assistant Captains: 12, 20, 75



Team Roster

As of WED 6 AUG 2025

CHN - People's Republic of China

Number	Name	Position	Date of Birth	Age
2	WANG Gang (C)	Defender	27 APR 1998	27
6	ZHUANG Haojie	Defender	24 SEP 2002	22
9	LI Jingtai	Defender	14 AUG 2004	20
10	CHEN Xingnan	Forward	18 MAR 2003	22
11	HOU Meng	Defender	22 JAN 2007	18
18	LIU Chaoyi	Forward	18 NOV 2003	21
23	LI Zhihao	Defender	12 JUL 2005	20
24	TONG Zihao	Forward	8 DEC 2004	20
29	AN Jinhao	Goalkeeper	17 MAR 2009	16
31	CHEN Xi	Goalkeeper	29 JUN 1996	29
78	HUANG Yushuo	Forward	28 JUL 2002	23
87	WANG Zichen	Forward	15 JUN 2009	16
96	HU Wenhan	Forward	16 JUN 2005	20
98	FANG Wenhua	Defender	17 MAY 1994	31
			Team Average	21.8

Team Officials

Head Coach: HUANG Huan

Assistant Captains: 10, 18



Team Roster

As of FRI 8 AUG 2025

CZE - Czechia

Number	Name	Position	Date of Birth	Age
9	CIK Jakub	Forward	25 JUL 1988	37
12	ZBORIL Mikulas	Defender	30 MAY 1994	31
13	STRYCEK Pavel (C)	Defender	13 JAN 1983	42
14	BERNAD Jakub	Defender	24 APR 1991	34
19	SKOLOUD Petr	Forward	29 JUN 1994	31
24	ANDRYSEK Jan	Forward	5 SEP 1994	30
31	MATOUSEK Jiri	Goalkeeper	11 FEB 1999	26
41	BRABEC Daniel	Goalkeeper	8 MAY 1993	32
42	SEBEK Patrik	Defender	12 JUL 1983	42
74	VYORAL Jan	Defender	9 MAY 1996	29
77	SKOUPY Mikulas	Forward	23 OCT 2004	20
78	LOSKOT Marek	Forward	25 JUL 1989	36
91	NOVAK Jakub	Forward	21 SEP 1993	31
93	NOVAK Lukas	Defender	21 SEP 1993	31
			Team Average	32.3

Team Officials

Head Coach: MECERA Martin

Assistant Captains: 12, 14



Team Roster

As of WED 6 AUG 2025

FRA - France

Number	Name	Position	Date of Birth	Age
3	FAUCHERAND Theo	Defender	16 JAN 2000	25
6	FARMER Illan	Forward	1 JUN 1999	26
9	KERKHOVE Joan	Forward	9 JUN 1998	27
10	GRICOURT Leo	Goalkeeper	10 MAY 1998	27
11	GODANO Marius	Forward	24 JAN 1998	27
16	ROMANAZ Adrien	Defender	16 SEP 2006	18
18	LEVILLAIN Florian	Forward	24 MAY 1992	33
19	ALLO Louis	Forward	10 SEP 2002	22
33	CHAUMET Bastien	Goalkeeper	26 NOV 1997	27
36	RAYAPIN Antoine	Defender	2 SEP 1994	30
44	MAHIEU Matteo	Defender	7 SEP 2002	22
60	GONZALEZ Valentin	Forward	23 FEB 2000	25
70	LANGLOIS Maxime (C)	Defender	7 JAN 1994	31
78	CANDELLIER Matheo	Defender	12 AUG 2002	22
			Team Average	25.9

Team Officials

Head Coach: TIJOU Geoffroy

Assistant Captains: 3, 11



Team Roster

As of WED 6 AUG 2025

ITA - Italy

Number	Name	Position	Date of Birth	Age
1	MAI Mattia	Goalkeeper	31 JAN 1989	36
5	CAMPULLA Lorenzo	Defender	17 NOV 2005	19
10	MASIERO Giacomo	Forward	26 MAY 2004	21
17	BARSANTI Matteo	Defender	24 DEC 1993	31
24	EDERLE Pietro	Defender	27 NOV 1998	26
25	BELLINI Andrea (C)	Defender	3 NOV 1995	29
46	CAMPULLA Francesco	Defender	26 SEP 2000	24
49	FACCHINETTI Daniele	Goalkeeper	27 MAR 1992	33
59	LETTERA Alessio	Forward	12 MAY 1997	28
71	DAL BEN Riccardo	Forward	31 MAR 1998	27
85	FERRARI Emanuele	Forward	23 JUL 1996	29
88	ROSSETTO Alessandro	Forward	1 JUN 2005	20
97	DAL SASSO Davide	Forward	13 FEB 1997	28
			Team Average	27.0

Team Officials

Head Coach: RIGONI Luca

Assistant Captains: 24, 59, 85



Team Roster

As of WED 6 AUG 2025

NAM - Namibia

Number	Name	Position	Date of Birth	Age
3	VAN DER PLAS Arian	Goalkeeper	3 JUN 2003	22
8	BORSTLAP Theodor	Forward	23 MAR 2007	18
21	COETZEE Christiaan (C)	Defender	23 JUL 2003	22
22	LUCKS Anko	Forward	5 MAR 2002	23
34	VAN DER MERWE Abe	Forward	21 OCT 2008	16
36	WIRTZ Alex	Defender	12 DEC 2001	23
45	SIMPSON Keanan	Forward	22 MAY 2005	20
51	COETZEE Williem	Forward	9 MAR 2005	20
55	HILBERT Valerik	Defender	5 DEC 2004	20
57	ZEFERINU Josua Shatipamba	Forward	26 SEP 2004	20
58	ZEFERINU Josef	Goalkeeper	26 SEP 2004	20
68	VAN DER PLAS Wim	Defender	22 NOV 2000	24
72	LIECHTI Sean	Defender	17 APR 2003	22
95	ROTTCHER Amandus Mathias	Defender	8 JUL 2002	23
			Team Average	20.9

Team Officials

Head Coach: SCHMIDT Nadia

Assistant Captains: 22, 95



Team Roster

As of WED 6 AUG 2025

TPE - Chinese Taipei

Number	Name	Position	Date of Birth	Age
3	YANG Ho-Cheng	Forward	3 DEC 2004	20
7	WANG Tzu-Wei	Defender	10 FEB 1999	26
9	CHAO Yu-Hsiang (C)	Defender	26 SEP 2003	21
12	WU Yu-Chen	Forward	11 SEP 2002	22
14	LAI Pin-Ru	Defender	3 JUL 2005	20
17	LIN Chih-Han	Defender	23 JUL 2007	18
18	KUO Cheng-Yu	Defender	2 NOV 2004	20
20	HUANG Sheng-Chun	Goalkeeper	4 MAY 1999	26
22	LIU Chien-Yu	Forward	12 DEC 2003	21
24	LIN Jui-Yu	Defender	24 JUN 2004	21
29	WU Bo-Wei	Forward	28 FEB 2004	21
32	LIN Yi-Kuan	Forward	11 OCT 2004	20
69	CHIEN Chun-Hsien	Forward	13 DEC 2006	18
99	CHANG Lai-Yu	Goalkeeper	14 NOV 2002	22
			Team Average	21.1

Team Officials

Head Coach: LIN Hung-Ju

Assistant Captains: 18, 29



Team Roster

As of WED 6 AUG 2025

USA - United States of America

Number	Name	Position	Date of Birth	Age
1	PUGLIESE Patrick	Goalkeeper	20 JUL 1999	26
4	DELLAMORTE Nicholas	Forward	11 MAR 1999	26
7	SAVAGE Scott (C)	Defender	11 APR 1995	30
12	HODGE Corey	Defender	30 JAN 1992	33
16	MARKER Ryan	Forward	25 FEB 1994	31
18	DIMARTINO Joseph	Defender	2 AUG 1999	26
21	VAUGHAN III Charles Roman	Forward	8 APR 1989	36
33	MOONEY Kyle	Defender	21 JAN 1994	31
43	JOHNSON Keith	Goalkeeper	18 DEC 1991	33
68	HALVORSEN Maxwell	Forward	6 MAY 1998	27
79	CADIZ JR Jose Anthony	Forward	19 DEC 1988	36
93	PASCALLI William	Forward	21 MAR 1992	33
97	MOONEY Kevin	Forward	13 OCT 1997	27
			Team Average	30.4

Team Officials

Head Coach: BANA FERNANDEZ Julio

Assistant Captains: 93, 97



Tournament Summary

As of MON 11 AUG 2025 at 20:20

Preliminary Round

Phase	Start Time	Match No.	Teams	Final	1st Half	2nd Half	End of Regulation
Preliminary Round - Group B	9:00	1	CZE - FRA	2 - 1	1 - 1	1 - 0	
Preliminary Round - Group A	10:30	2	NAM - TPE	4 - 3	1 - 3	3 - 0	
Preliminary Round - Group A	12:00	3	USA - CHN	20 - 1	12 - 0	8 - 1	
Preliminary Round - Group B	13:30	4	ITA - ARG	9 - 0	4 - 0	5 - 0	
Preliminary Round - Group A	12:00	5	CHN - NAM	3 - 5	1 - 3	2 - 2	
Preliminary Round - Group B	14:00	6	FRA - ITA	4 - 3	3 - 1	1 - 2	
Preliminary Round - Group B	17:00	7	ARG - CZE	0 - 7	0 - 2	0 - 5	
Preliminary Round - Group A	19:00	8	TPE - USA	1 - 4	1 - 0	0 - 4	
Preliminary Round - Group B	12:00	9	CZE - ITA	3 - 2	1 - 1	2 - 1	
Preliminary Round - Group B	14:00	10	ARG - FRA	1 - 2	1 - 1	0 - 0	(Shootout) 1 - 1
Preliminary Round - Group A	17:00	11	USA - NAM	7 - 0	5 - 0	2 - 0	
Preliminary Round - Group A	19:00	12	TPE - CHN	4 - 1	2 - 1	2 - 0	

Group A						Games					Goals		Class. Points
Rank		USA	NAM	TPE	CHN	Played	Won	OT Won	OT Lost	Lost	For	Against	
1	USA		7 - 0	4 - 1	20 - 1	3	3	0	0	0	31	2	9
2	NAM	0 - 7		4 - 3	5 - 3	3	2	0	0	1	9	13	6
3	TPE	1 - 4	3 - 4		4 - 1	3	1	0	0	2	8	9	3
4	CHN	1 - 20	3 - 5	1 - 4		3	0	0	0	3	5	29	0

Group B						Games					Goals		Class. Points
Rank		CZE	FRA	ITA	ARG	Played	Won	OT Won	OT Lost	Lost	For	Against	
1	CZE		2 - 1	3 - 2	7 - 0	3	3	0	0	0	12	3	9
2	FRA	1 - 2		4 - 3	2 - 1	3	1	1	0	1	7	6	5
3	ITA	2 - 3	3 - 4		9 - 0	3	1	0	0	2	14	7	3
4	ARG	0 - 7	1 - 2	0 - 9		3	0	0	1	2	1	18	1

Final Round

Phase	Start Time	Match No.	Teams	Final	1st Half	2nd Half	End of Regulation
Consolation Semifinal 5-8	12:00	13	ITA - CHN	7 - 1	3 - 1	4 - 0	
Consolation Semifinal 5-8	14:00	14	TPE - ARG	4 - 1	2 - 1	2 - 0	
Semifinal	17:00	15	CZE - NAM	3 - 1	1 - 0	2 - 1	
Semifinal	19:00	16	USA - FRA	2 - 1	1 - 1	1 - 0	
7th Place Game	12:00	17	CHN - ARG	4 - 5	2 - 2	2 - 3	
5th Place Game	14:00	18	ITA - TPE	2 - 1	1 - 0	1 - 1	
Bronze Medal Game	17:00	19	NAM - FRA	3 - 2	3 - 1	0 - 1	
Gold Medal Game	19:00	20	USA - CZE	4 - 3	2 - 0	1 - 3	(Overtime) 3 - 3



Tournament Summary

As of MON 11 AUG 2025 at 20:20

Semifinals

Gold Medal Game

Final Standings				
Medal	Rank	Team	GP	W/L
Gold	1	USA	5	5 / 0
Silver	2	CZE	5	4 / 1
Bronze	3	NAM	5	3 / 2
	4	FRA	5	2 / 3
	5	ITA	5	3 / 2
	6	TPE	5	2 / 3
	7	ARG	5	1 / 4
	8	CHN	5	0 / 5

USA - 2	
Match 16 10 AUG	
FRA - 1	
	USA - 4
	Match 20 11 AUG
	USA - Gold CZE - Silver
CZE - 3	
Match 15 10 AUG	
NAM - 1	
	CZE - 3

Bronze Medal Game

NAM - 3	
Match 19 11 AUG	
FRA - 2	
	NAM - Bronze FRA - 4th

Consolation Round 5-8

ITA - 7	
Match 13 10 AUG	
CHN - 1	
	ITA - 2
	Match 18 11 AUG
	ITA - 5th TPE - 6th
TPE - 4	
Match 14 10 AUG	
ARG - 1	
	TPE - 1
	CHN - 4
	Match 17 11 AUG
	ARG - 7th CHN - 8th
	ARG - 5

Legend:

Class. Classification OT Overtime (including Shootout)

Timing and Results provided by Tissot



Cumulative Statistics

ARG - Argentina

After 5 games

Coach: MARENGO Sebastian

Players		Pos.	MP	Total Shots		Ass.	Pts.	PIM
No.	Name			G/S	%			
1	MAZZAFERRO Adriano	GK	5					
9	BARRA Felipe	F	5	0/1	0.00			
11	HAIEK Owen	F	5	4/39	10.26	2	6	10
12	INSUA Hernan	D	5	1/10	10.00	1	2	2
14	IRISARRI Rodrigo	F	5	2/8	25.00	2	4	
20	ECHEVARRIA Sebastian Andres	F	5	0/12	0.00			2
22	BELTRAMI Gonzalo	D	5	0/1	0.00			
24	PORTABELLA FAZIO Ignacio	D	5	0/5	0.00			2
31	LOPEZ SILVA Gaspar	GK	5					
36	MARENGO Agustin	D	5			1	1	
47	LOPEZ SILVA Mateo	F	5	0/6	0.00			
75	BUSTOS Sebastian	D	5	0/7	0.00	1	1	2
88	CURRENTI Felipe	F	5					2
92	BAEZA Martin	D	5					
Totals				7/90	7.78	7	14	20

Goalkeepers		Pos.	MP	Total Saves	
No.	Name			S/S	%
1	MAZZAFERRO Adriano	GK	5	39/50	78.00
31	LOPEZ SILVA Gaspar	GK	5	61/75	81.33

Legend:							
%	Percentage	Ass.	Assists	G/S	Goals/Shots on Goal	MP	Matches Played
PIM	Penalty in Minutes	Pos.	Playing Position	Pts.	Points (Goals + Assists)	S/S	Saves/Shots on Goal
No.	Uniform Number						

Timing and Results provided by Tissot



Cumulative Statistics

CHN - People's Republic of China

After 5 games

Coach: HUANG Huan

Players		Pos.	MP	Total Shots		Ass.	Pts.	PIM
No.	Name			G/S	%			
2	WANG Gang	D	5	1/7	14.29		1	4
6	ZHUANG Haojie	D	5	1/6	16.67	2	3	2
9	LI Jingtai	D	5	0/1	0.00			
10	CHEN Xingnan	F	5	3/9	33.33		3	2
11	HOU Meng	D	5					
18	LIU Chaoyi	F	5	3/20	15.00	2	5	
23	LI Zhihao	D	5	1/12	8.33	1	2	6
24	TONG Zihao	F	5	0/5	0.00	3	3	2
29	AN Jinhao	GK	5					
31	CHEN Xi	GK	5					
78	HUANG Yushuo	F	3	0/2	0.00			
87	WANG Zichen	F	5					
96	HU Wenhan	F	5	1/1	100.00		1	4
98	FANG Wenhua	D	5					
Totals				10/63	15.87	8	18	20

Goalkeepers		Pos.	MP	Total Saves	
No.	Name			S/S	%
29	AN Jinhao	GK	5	131/162	80.86
31	CHEN Xi	GK	5	9/16	56.25

Legend:							
%	Percentage	Ass.	Assists	G/S	Goals/Shots on Goal	MP	Matches Played
PIM	Penalty in Minutes	Pos.	Playing Position	Pts.	Points (Goals + Assists)	S/S	Saves/Shots on Goal
						No.	Uniform Number

Timing and Results provided by Tissot



Cumulative Statistics

CZE - Czechia

After 5 games

Coach: MECERA Martin

Players		Pos.	MP	Total Shots		Ass.	Pts.	PIM
No.	Name			G/S	%			
9	CIK Jakub	F	5	1/5	20.00		1	
12	ZBORIL Mikulas	D	5	0/7	0.00			
13	STRYCEK Pavel	D	5	1/1	100.00	1	2	
14	BERNAD Jakub	D	5	3/14	21.43	2	5	2
19	SKOLOUD Petr	F	5	3/16	18.75	3	6	4
24	ANDRYSEK Jan	F	5	1/5	20.00	1	2	
31	MATOUSEK Jiri	GK	5					
41	BRABEC Daniel	GK	5					
42	SEBEK Patrik	D	5	1/14	7.14	1	2	
74	VYORAL Jan	D	5	2/11	18.18	1	3	
77	SKOUPY Mikulas	F	5	1/8	12.50	2	3	
78	LOSKOT Marek	F	5	3/16	18.75	3	6	6
91	NOVAK Jakub	F	5	1/13	7.69	1	2	
93	NOVAK Lukas	D	5	1/6	16.67	1	2	
Totals				18/116	15.52	16	34	12

Goalkeepers		Pos.	MP	Total Saves	
No.	Name			S/S	%
31	MATOUSEK Jiri	GK	5	14/14	100.00
41	BRABEC Daniel	GK	5	70/78	89.74

Legend:							
%	Percentage	Ass.	Assists	G/S	Goals/Shots on Goal	MP	Matches Played
PIM	Penalty in Minutes	Pos.	Playing Position	Pts.	Points (Goals + Assists)	S/S	Saves/Shots on Goal
No.	Uniform Number						



Cumulative Statistics

FRA - France

After 5 games

Coach: TIJOU Geoffroy

Players		Pos.	MP	Total Shots		Ass.	Pts.	PIM
No.	Name			G/S	%			
3	FAUCHERAND Theo	D	5	1/16	6.25	3	4	4
6	FARMER Illan	F	5	1/9	11.11		1	
9	KERKHOVE Joan	F	5	1/15	6.67		1	
10	GRICOURT Leo	GK	5					
11	GODANO Marius	F	5	0/7	0.00			2
16	ROMANAZ Adrien	D	5	0/7	0.00	2	2	2
18	LEVILLAIN Florian	F	5	1/6	16.67		1	
19	ALLO Louis	F	5	0/7	0.00			2
33	CHAUMET Bastien	GK	5					
36	RAYAPIN Antoine	D	5	0/5	0.00			
44	MAHIEU Matteo	D	5	0/9	0.00			2
60	GONZALEZ Valentin	F	5	3/10	30.00	1	4	4
70	LANGLOIS Maxime	D	5	1/18	5.56	2	3	4
78	CANDELLIER Matheo	D	5	1/9	11.11		1	2
Totals				10/118	8.47	8	18	22

Goalkeepers		Pos.	MP	Total Saves	
No.	Name			S/S	%
10	GRICOURT Leo	GK	5	11/12	91.67
33	CHAUMET Bastien	GK	5	74/84	88.10

Legend:							
%	Percentage	Ass.	Assists	G/S	Goals/Shots on Goal	MP	Matches Played
PIM	Penalty in Minutes	Pos.	Playing Position	Pts.	Points (Goals + Assists)	S/S	Saves/Shots on Goal
						No.	Uniform Number

Timing and Results provided by Tissot



Cumulative Statistics

ITA - Italy After 5 games

Coach: RIGONI Luca

Players		Pos.	MP	Total Shots		Ass.	Pts.	PIM
No.	Name			G/S	%			
1	MAI Mattia	GK	5					
5	CAMPULLA Lorenzo	D	5	2/15	13.33	3	5	2
10	MASIERO Giacomo	F	5	2/8	25.00	2	4	
17	BARSANTI Matteo	D	5	2/12	16.67	2	4	10
24	EDERLE Pietro	D	5	1/5	20.00		1	4
25	BELLINI Andrea	D	5	0/7	0.00	3	3	4
46	CAMPULLA Francesco	D	5	1/5	20.00	2	3	
49	FACCHINETTI Daniele	GK	5					
59	LETTERA Alessio	F	5	5/19	26.32	3	8	10
71	DAL BEN Riccardo	F	5	1/7	14.29	2	3	
85	FERRARI Emanuele	F	5	3/13	23.08	3	6	
88	ROSSETTO Alessandro	F	5	3/10	30.00		3	2
97	DAL SASSO Davide	F	5	3/16	18.75	1	4	4
Totals				23/117	19.66	21	44	36

Goalkeepers		Pos.	MP	Total Saves	
No.	Name			S/S	%
1	MAI Mattia	GK	5	33/38	86.84
49	FACCHINETTI Daniele	GK	5	43/47	91.49

Legend:							
%	Percentage	Ass.	Assists	G/S	Goals/Shots on Goal	MP	Matches Played
PIM	Penalty in Minutes	Pos.	Playing Position	Pts.	Points (Goals + Assists)	S/S	Saves/Shots on Goal
						No.	Uniform Number



Cumulative Statistics

NAM - Namibia

After 5 games

Coach: SCHMIDT Nadia

Players		Pos.	MP	Total Shots		Ass.	Pts.	PIM
No.	Name			G/S	%			
3	VAN DER PLAS Arian	GK	5					
8	BORSTLAP Theodor	F	5	1/15	6.67	1	2	
21	COETZEE Christiaan	D	5	6/31	19.35		6	4
22	LUCKS Anko	F	5	0/3	0.00			
34	VAN DER MERWE Abe	F	5	0/4	0.00			
36	WIRTZ Alex	D	5	0/4	0.00			2
45	SIMPSON Keanan	F	5	3/20	15.00		3	4
51	COETZEE Williem	F	5	1/10	10.00	2	3	8
55	HILBERT Valerik	D	5	0/8	0.00	1	1	2
57	ZEFERINU Josua Shatipamba	F	5	0/2	0.00	1	1	
58	ZEFERINU Josef	GK	5					
68	VAN DER PLAS Wim	D	5	0/4	0.00	1	1	
72	LIECHTI Sean	D	5	1/3	33.33	1	2	2
95	ROTTCHER Amandus Mathias	D	5	1/13	7.69	4	5	
Totals				13/117	11.11	11	24	22

Goalkeepers		Pos.	MP	Total Saves	
No.	Name			S/S	%
3	VAN DER PLAS Arian	GK	5	69/85	81.18
58	ZEFERINU Josef	GK	5	8/10	80.00

Legend:							
%	Percentage	Ass.	Assists	G/S	Goals/Shots on Goal	MP	Matches Played
PIM	Penalty in Minutes	Pos.	Playing Position	Pts.	Points (Goals + Assists)	S/S	Saves/Shots on Goal
No.	Uniform Number						

Timing and Results provided by Tissot



Cumulative Statistics

TPE - Chinese Taipei

After 5 games

Coach: LIN Hung-Ju

Players		Pos.	MP	Total Shots		Ass.	Pts.	PIM
No.	Name			G/S	%			
3	YANG Ho-Cheng	F	5	0/2	0.00			
7	WANG Tzu-Wei	D	5	0/1	0.00			
9	CHAO Yu-Hsiang	D	5	1/25	4.00	2	3	4
12	WU Yu-Chen	F	5					
14	LAI Pin-Ru	D	5	1/3	33.33		1	2
17	LIN Chih-Han	D	5					
18	KUO Cheng-Yu	D	5	6/20	30.00	4	10	2
20	HUANG Sheng-Chun	GK	5					
22	LIU Chien-Yu	F	5	1/8	12.50		1	2
24	LIN Jui-Yu	D	5					2
29	WU Bo-Wei	F	5	3/21	14.29		3	
32	LIN Yi-Kuan	F	5	0/3	0.00			
69	CHIEN Chun-Hsien	F	5	1/4	25.00		1	
99	CHANG Lai-Yu	GK	5					
Totals				13/87	14.94	6	19	12

Goalkeepers		Pos.	MP	Total Saves	
No.	Name			S/S	%
20	HUANG Sheng-Chun	GK	5	107/116	92.24
99	CHANG Lai-Yu	GK	5	2/5	40.00

Legend:							
%	Percentage	Ass.	Assists	G/S	Goals/Shots on Goal	MP	Matches Played
PIM	Penalty in Minutes	Pos.	Playing Position	Pts.	Points (Goals + Assists)	S/S	Saves/Shots on Goal
No.	Uniform Number						

Timing and Results provided by Tissot



Cumulative Statistics

USA - United States of America

After 5 games

Coach: BANA FERNANDEZ Julio

Players		Pos.	MP	Total Shots		Ass.	Pts.	PIM
No.	Name			G/S	%			
1	PUGLIESE Patrick	GK	5					
4	DELLAMORTE Nicholas	F	5	7/27	25.93	2	9	4
7	SAVAGE Scott	D	5	2/12	16.67	2	4	2
12	HODGE Corey	D	5	1/4	25.00	3	4	
16	MARKER Ryan	F	5	1/6	16.67	1	2	2
18	DIMARTINO Joseph	D	5	0/14	0.00	6	6	
21	VAUGHAN III Charles Roman	F	5	2/9	22.22	2	4	
33	MOONEY Kyle	D	5	2/17	11.76	2	4	
43	JOHNSON Keith	GK	5					
68	HALVORSEN Maxwell	F	5	5/18	27.78	3	8	2
79	CADIZ JR Jose Anthony	F	4	3/16	18.75	5	8	
93	PASCALLI William	F	5	4/14	28.57	4	8	6
97	MOONEY Kevin	F	5	10/24	41.67	5	15	
Totals				37/161	22.98	36	73	16

Goalkeepers		Pos.	MP	Total Saves	
No.	Name			S/S	%
1	PUGLIESE Patrick	GK	5	16/18	88.89
43	JOHNSON Keith	GK	5	52/56	92.86

Legend:							
%	Percentage	Ass.	Assists	G/S	Goals/Shots on Goal	MP	Matches Played
PIM	Penalty in Minutes	Pos.	Playing Position	Pts.	Points (Goals + Assists)	S/S	Saves/Shots on Goal
						No.	Uniform Number

Timing and Results provided by Tissot



Medallists

GOLD	SILVER	BRONZE
USA - United States of America PUGLIESE Patrick DELLAMORTE Nicholas SAVAGE Scott (C) HODGE Corey MARKER Ryan DIMARTINO Joseph VAUGHAN III Charles Roman MOONEY Kyle JOHNSON Keith HALVORSEN Maxwell CADIZ JR Jose Anthony PASCALLI William MOONEY Kevin	CZE - Czechia CIK Jakub ZBORIL Mikulas STRYCEK Pavel (C) BERNAD Jakub SKOLOUD Petr ANDRYSEK Jan MATOUSEK Jiri BRABEC Daniel SEBEK Patrik VYORAL Jan SKOUPY Mikulas LOSKOT Marek NOVAK Jakub NOVAK Lukas	NAM - Namibia VAN DER PLAS Arian BORSTLAP Theodor COETZEE Christiaan (C) LUCKS Anko VAN DER MERWE Abe WIRTZ Alex SIMPSON Keanan COETZEE Williem HILBERT Valerik ZEFERINU Josua Shatipamba ZEFERINU Josef VAN DER PLAS Wim LIECHTI Sean ROTTCHER Amandus Mathias



MON 11 AUG 2025
Start Time: 12:00

Start List

Game No: 17

CHN vs ARG

Referees:

GRANDINI Alberto (ITA) / FRIBERG Johan Oskar (SWE)

CHN - People's Republic of China

No.	Name	Pos.	MP	Date of Birth	Goals	Ass.	Pts.	PIM
29	AN Jinhao	GK	4	17 MAR 2009				
31	CHEN Xi	GK	4	29 JUN 1996				
2	WANG Gang (C)	D	4	27 APR 1998	1		1	4
6	ZHUANG Haojie	D	4	24 SEP 2002		1	1	2
9	LI Jingtai	D	4	14 AUG 2004				
10	CHEN Xingnan	F	4	18 MAR 2003	2		2	2
11	HOU Meng	D	4	22 JAN 2007				
18	LIU Chaoyi	F	4	18 NOV 2003	2	1	3	
23	LI Zhihao	D	4	12 JUL 2005		1	1	4
24	TONG Zihao	F	4	8 DEC 2004		2	2	2
87	WANG Zichen	F	4	15 JUN 2009				
96	HU Wenhan	F	4	16 JUN 2005	1		1	4
98	FANG Wenhua	D	4	17 MAY 1994				
Team Total					6	5	11	18

Head Coach: HUANG Huan

CHN		
PR	USA	1-20
PR	NAM	3-5
PR	TPE	1-4
CL5-8	ITA	1-7

ARG - Argentina

No.	Name	Pos.	MP	Date of Birth	Goals	Ass.	Pts.	PIM
1	MAZZAFERRO Adriano	GK	4	25 FEB 1998				
31	LOPEZ SILVA Gaspar	GK	4	20 NOV 2002				
9	BARRA Felipe	F	4	10 MAR 2003				
11	HAIEK Owen	F	4	10 NOV 1999	2		2	10
12	INSUA Hernan	D	4	14 NOV 1990				2
14	IRISARRI Rodrigo	F	4	28 AUG 1990				
20	ECHEVARRIA Sebastian Andres	F	4	29 NOV 1986				2
22	BELTRAMI Gonzalo	D	4	22 MAR 1995				
24	PORTABELLA FAZIO Ignacio (C)	D	4	24 JAN 1987				2
36	MARENGO Agustin	D	4	23 DEC 1979		1	1	
47	LOPEZ SILVA Mateo	F	4	20 NOV 2002				
75	BUSTOS Sebastian	D	4	9 AUG 1987		1	1	2
88	CURRENTI Felipe	F	4	15 OCT 2003				
92	BAEZA Martin	D	4	29 NOV 2001				
Team Total					2	2	4	18

Head Coach: MARENGO Sebastian

ARG		
PR	ITA	0-9
PR	CZE	0-7
PR	FRA	1-2
CL5-8	TPE	1-4

Legend:

(C) Captain Ass. Assists CL Classification D Defender F Forward GK Goalkeeper
MP Matches Played No. Number PIM Penalty in Minutes Pos. Playing Position PR Preliminary Round Pts. Points

Timing and Results provided by Tissot

INHMTEAM5-----FNL-000400--_51 v1.0

Report Created SUN 10 AUG 2025 21:46

Page 1 / 1



MON 11 AUG 2025
Start Time: 12:00

Results

Game No: 17

CHN 4 vs 5 ARG (2-2, 2-3)

Referees:

GRANDINI Alberto (ITA) / FRIBERG Johan Oskar (SWE)

CHN - People's Republic of China

No.	Name	Pos.	G/S	Ass.	Pts.	PIM
2	WANG Gang (C)	D				
6	ZHUANG Haojie	D	1/3	1	2	
9	LI Jingtai	D				
10	CHEN Xingnan	F	1/1		1	
11	HOU Meng	D				
18	LIU Chaoyi	F	1/4	1	2	
23	LI Zhihao	D	1/5		1	2
24	TONG Zihao	F	0/4	1	1	
87	WANG Zichen	F				
96	HU Wenhao	F				
98	FANG Wenhua	D				
29	AN Jinhao	GK				
31	CHEN Xi	GK				
Totals			4/17	3	7	2

Head Coach: HUANG Huan

ARG - Argentina

No.	Name	Pos.	G/S	Ass.	Pts.	PIM
9	BARRA Felipe	F				
11	HAIEK Owen	F	2/12	2	4	
12	INSUA Hernan	D	1/4	1	2	
14	IRISARRI Rodrigo	F	2/3	2	4	
20	ECHEVARRIA Sebastian Andres	F	0/5			
22	BELTRAMI Gonzalo	D				
24	PORTABELLA FAZIO Ignacio (C)	D	0/4			
36	MARENGO Agustin	D				
47	LOPEZ SILVA Mateo	F	0/1			
75	BUSTOS Sebastian	D	0/2			
88	CURRENTI Felipe	F				2
92	BAEZA Martin	D				
1	MAZZAFERRO Adriano	GK				
31	LOPEZ SILVA Gaspar	GK				
Totals			5/31	5	10	2

Head Coach: MARENGO Sebastian

Goalkeepers	S/S	%	Time Played
29 AN Jinhao	26/31	83.87	39:55
31 CHEN Xi			

Goalkeepers	S/S	%	Time Played
1 MAZZAFERRO Adriano			
31 LOPEZ SILVA Gaspar	13/17	76.47	40:00

Time	Action	CHN - People's Republic of China	Score	ARG - Argentina
1st Half				
20:00	GK	29 AN J Goalkeeper		
20:00	GK			31 LOPEZ SILVA G Goalkeeper
14:17	Goal	18 LIU C Ass.: 6 ZHUANG H	1 - 0	
10:58	Goal	23 LI Z	2 - 0	
5:00	Penalty			88 CURRENTI F Minor (2min) - Interference
5:00	Penalty	23 LI Z Minor (2min) - Interference		
2:13	Goal		2 - 1	14 IRISARRI R Ass.: 12 INSUA H
0:57	Goal		2 - 2	12 INSUA H Ass.: 11 HAIEK O
2nd Half				
20:00	GK	29 AN J Goalkeeper		
20:00	GK			31 LOPEZ SILVA G Goalkeeper
15:05	Goal	6 ZHUANG H Ass.: 18 LIU C	3 - 2	
7:03	Goal		3 - 3	11 HAIEK O Ass.: 14 IRISARRI R
6:56	Goal	10 CHEN X Ass.: 24 TONG Z	4 - 3	
5:48	Goal		4 - 4	11 HAIEK O Ass.: 14 IRISARRI R
0:12	Goal		4 - 5	14 IRISARRI R Ass.: 11 HAIEK O
0:05	GK	29 AN J -Out In		

Legend:

(C)	Captain	%	Efficiency	Ass.	Assists	D	Defender	F	Forward
G/S	Goals/Shots on Goal	GK	Goalkeeper	No.	Number	PIM	Penalty in Minutes	Pos.	Playing Position
PS	Penalty Shot	Pts.	Points	S/S	Saves/Shots on Goal				

Timing and Results provided by Tissot

INHMTEAM5-----FNL-000400--_73 v1.0

Report Created MON 11 AUG 2025 13:07

Page 1 / 1



MON 11 AUG 2025
Start Time: 14:00

Start List

Game No: 18

ITA vs TPE

Referees:

TARK Sung Hyun (KOR) / WATT Colin Joel (CAN)

ITA - Italy

No.	Name	Pos.	MP	Date of Birth	Goals	Ass.	Pts.	PIM
1	MAI Mattia	GK	4	31 JAN 1989				
49	FACCHINETTI Daniele	GK	4	27 MAR 1992				
5	CAMPULLA Lorenzo	D	4	17 NOV 2005	2	3	5	2
10	MASIERO Giacomo	F	4	26 MAY 2004	2	2	4	
17	BARSANTI Matteo	D	4	24 DEC 1993	2	1	3	8
24	EDERLE Pietro	D	4	27 NOV 1998	1		1	4
25	BELLINI Andrea (C)	D	4	3 NOV 1995		3	3	4
46	CAMPULLA Francesco	D	4	26 SEP 2000	1	2	3	
59	LETTERA Alessio	F	4	12 MAY 1997	4	3	7	10
71	DAL BEN Riccardo	F	4	31 MAR 1998	1	2	3	
85	FERRARI Emanuele	F	4	23 JUL 1996	2	2	4	
88	ROSSETTO Alessandro	F	4	1 JUN 2005	3		3	2
97	DAL SASSO Davide	F	4	13 FEB 1997	3	1	4	4
Team Total					21	19	40	34

Head Coach: RIGONI Luca

ITA		
PR	ARG	9-0
PR	FRA	3-4
PR	CZE	2-3
CL5-8	CHN	7-1

TPE - Chinese Taipei

No.	Name	Pos.	MP	Date of Birth	Goals	Ass.	Pts.	PIM
20	HUANG Sheng-Chun	GK	4	4 MAY 1999				
99	CHANG Lai-Yu	GK	4	14 NOV 2002				
3	YANG Ho-Cheng	F	4	3 DEC 2004				
7	WANG Tzu-Wei	D	4	10 FEB 1999				
9	CHAO Yu-Hsiang (C)	D	4	26 SEP 2003	1	1	2	4
12	WU Yu-Chen	F	4	11 SEP 2002				
14	LAI Pin-Ru	D	4	3 JUL 2005	1		1	2
17	LIN Chih-Han	D	4	23 JUL 2007				
18	KUO Cheng-Yu	D	4	2 NOV 2004	5	4	9	
22	LIU Chien-Yu	F	4	12 DEC 2003	1		1	2
24	LIN Jui-Yu	D	4	24 JUN 2004				2
29	WU Bo-Wei	F	4	28 FEB 2004	3		3	
32	LIN Yi-Kuan	F	4	11 OCT 2004				
69	CHIEN Chun-Hsien	F	4	13 DEC 2006	1		1	
Team Total					12	5	17	10

Head Coach: LIN Hung-Ju

TPE		
PR	NAM	3-4
PR	USA	1-4
PR	CHN	4-1
CL5-8	ARG	4-1

Legend:											
(C)	Captain	Ass.	Assists	CL	Classification	D	Defender	F	Forward	GK	Goalkeeper
MP	Matches Played	No.	Number	PIM	Penalty in Minutes	Pos.	Playing Position	PR	Preliminary Round	Pts.	Points

Timing and Results provided by Tissot

INHMTEAM5-----FNL-000300--_51 v1.0

Report Created SUN 10 AUG 2025 21:47

Page 1 / 1



MON 11 AUG 2025
Start Time: 14:00

Results

Game No: 18

ITA 2 vs 1 TPE (1-0, 1-1)

Referees:

TARK Sung Hyun (KOR) / WATT Colin Joel (CAN)

ITA - Italy

No.	Name	Pos.	G/S	Ass.	Pts.	PIM
5	CAMPULLA Lorenzo	D	0/3			
10	MASIERO Giacomo	F	0/3			
17	BARSANTI Matteo	D	0/3	1	1	2
24	EDERLE Pietro	D	0/1			
25	BELLINI Andrea (C)	D				
46	CAMPULLA Francesco	D	0/2			
59	LETTERA Alessio	F	1/2		1	
71	DAL BEN Riccardo	F	0/1			
85	FERRARI Emanuele	F	1/5	1	2	
88	ROSSETTO Alessandro	F	0/1			
97	DAL SASSO Davide	F	0/2			
1	MAI Mattia	GK				
49	FACCHINETTI Daniele	GK				
Totals			2/23	2	4	2

Head Coach: RIGONI Luca

TPE - Chinese Taipei

No.	Name	Pos.	G/S	Ass.	Pts.	PIM
3	YANG Ho-Cheng	F				
7	WANG Tzu-Wei	D				
9	CHAO Yu-Hsiang (C)	D	0/5	1	1	
12	WU Yu-Chen	F				
14	LAI Pin-Ru	D				
17	LIN Chih-Han	D				
18	KUO Cheng-Yu	D	1/3		1	2
22	LIU Chien-Yu	F				
24	LIN Jui-Yu	D				
29	WU Bo-Wei	F	0/3			
32	LIN Yi-Kuan	F	0/1			
69	CHIEN Chun-Hsien	F	0/1			
20	HUANG Sheng-Chun	GK				
99	CHANG Lai-Yu	GK				
Totals			1/13	1	2	2

Head Coach: LIN Hung-Ju

Goalkeepers	S/S	%	Time Played
1 MAI Mattia			
49 FACCHINETTI Daniele	12/13	92.31	40:00

Goalkeepers	S/S	%	Time Played
20 HUANG Sheng-Chun	21/23	91.30	38:55
99 CHANG Lai-Yu			

Time	Action	ITA - Italy	Score	TPE - Chinese Taipei
1st Half				
20:00	GK	49 FACCHINETTI D Goalkeeper		
20:00	GK			20 HUANG SC Goalkeeper
10:41	Goal	59 LETTERA A Ass.: 85 FERRARI E	1 - 0	
0:08	Penalty			18 KUO CY Minor (2min) - Hooking
2nd Half				
20:00	GK	49 FACCHINETTI D Goalkeeper		
20:00	GK			20 HUANG SC Goalkeeper
10:49	Goal		1 - 1	18 KUO CY Ass.: 9 CHAO YH
5:42	Goal	85 FERRARI E Ass.: 17 BARSANTI M	2 - 1	
2:47	Penalty	17 BARSANTI M Minor (2min) - Hooking		
1:05	GK			20 HUANG SC -Out In

Legend:

(C)	Captain	%	Efficiency	Ass.	Assists	D	Defender	F	Forward
G/S	Goals/Shots on Goal	GK	Goalkeeper	No.	Number	PIM	Penalty in Minutes	Pos.	Playing Position
PS	Penalty Shot	Pts.	Points	S/S	Saves/Shots on Goal				

Timing and Results provided by Tissot

INHMTEAM5-----FNL-000300--_73 v1.0

Report Created MON 11 AUG 2025 15:05

Page 1 / 1



MON 11 AUG 2025
Start Time: 17:00

Start List

Game No: 19

NAM vs FRA

Referees:

VESELY Tomas (CZE) / WATT Colin Joel (CAN)

NAM - Namibia

No.	Name	Pos.	MP	Date of Birth	Goals	Ass.	Pts.	PIM
3	VAN DER PLAS Arian	GK	4	3 JUN 2003				
58	ZEFERINU Josef	GK	4	26 SEP 2004				
8	BORSTLAP Theodor	F	4	23 MAR 2007	1	1	2	
21	COETZEE Christiaan (C)	D	4	23 JUL 2003	5		5	
22	LUCKS Anko	F	4	5 MAR 2002				
34	VAN DER MERWE Abe	F	4	21 OCT 2008				
36	WIRTZ Alex	D	4	12 DEC 2001				2
45	SIMPSON Keanan	F	4	22 MAY 2005	2		2	2
51	COETZEE Williem	F	4	9 MAR 2005		2	2	6
55	HILBERT Valerik	D	4	5 DEC 2004				2
57	ZEFERINU Josua Shatipamba	F	4	26 SEP 2004		1	1	
68	VAN DER PLAS Wim	D	4	22 NOV 2000		1	1	
72	LIECHTI Sean	D	4	17 APR 2003	1		1	2
95	ROTTCHER Amandus Mathias	D	4	8 JUL 2002	1	3	4	
				Team Total	10	8	18	14

Head Coach: SCHMIDT Nadia

NAM		
PR	TPE	4-3
PR	CHN	5-3
PR	USA	0-7
SF	CZE	1-3

FRA - France

No.	Name	Pos.	MP	Date of Birth	Goals	Ass.	Pts.	PIM
10	GRICOURT Leo	GK	4	10 MAY 1998				
33	CHAUMET Bastien	GK	4	26 NOV 1997				
3	FAUCHERAND Theo	D	4	16 JAN 2000	1	3	4	4
6	FARMER Illan	F	4	1 JUN 1999	1		1	
9	KERKHOVE Joan	F	4	9 JUN 1998	1		1	
11	GODANO Marius	F	4	24 JAN 1998				
16	ROMANAZ Adrien	D	4	16 SEP 2006		1	1	2
18	LEVILLAIN Florian	F	4	24 MAY 1992				
19	ALLO Louis	F	4	10 SEP 2002				2
36	RAYAPIN Antoine	D	4	2 SEP 1994				
44	MAHIEU Matteo	D	4	7 SEP 2002				
60	GONZALEZ Valentin	F	4	23 FEB 2000	2	1	3	4
70	LANGLOIS Maxime (C)	D	4	7 JAN 1994	1	1	2	4
78	CANDELLIER Mattheo	D	4	12 AUG 2002	1		1	2
				Team Total	8	6	14	18

Head Coach: TIJOU Geoffroy

FRA		
PR	CZE	1-2
PR	ITA	4-3
PR	ARG	2-1
SF	USA	1-2

Legend:

(C)	Captain	Ass.	Assists	CL	Classification	D	Defender	F	Forward	GK	Goalkeeper
MP	Matches Played	No.	Number	PIM	Penalty in Minutes	Pos.	Playing Position	PR	Preliminary Round	Pts.	Points
SF	Semifinal										

Timing and Results provided by Tissot

INHMTEAM5-----FNL-000200--_51 v1.0

Report Created SUN 10 AUG 2025 21:59

Page 1 / 1



MON 11 AUG 2025
Start Time: 17:00

Results

Game No: 19

NAM 3 vs 2 FRA (3-1, 0-1)

Referees:

VESELY Tomas (CZE) / WATT Colin Joel (CAN)

NAM - Namibia

No.	Name	Pos.	G/S	Ass.	Pts.	PIM
8	BORSTLAP Theodor	F	0/1			
21	COETZEE Christiaan (C)	D	1/4		1	4
22	LUCKS Anko	F				
34	VAN DER MERWE Abe	F				
36	WIRTZ Alex	D				
45	SIMPSON Keanan	F	1/4		1	2
51	COETZEE Williem	F	1/2		1	2
55	HILBERT Valerik	D		1	1	
57	ZEFERINU Josua Shatipamba	F				
68	VAN DER PLAS Wim	D	0/1			
72	LIECHTI Sean	D	0/1	1	1	
95	ROTTCHER Amandus Mathias	D	0/4	1	1	
3	VAN DER PLAS Arian	GK				
58	ZEFERINU Josef	GK				
Totals			3/17	3	6	8

Head Coach: SCHMIDT Nadia

FRA - France

No.	Name	Pos.	G/S	Ass.	Pts.	PIM
3	FAUCHERAND Theo	D	0/5			
6	FARMER Illan	F				
9	KERKHOVE Joan	F	0/5			
11	GODANO Marius	F	0/2			2
16	ROMANAZ Adrien	D		1	1	
18	LEVILLAIN Florian	F	1/1		1	
19	ALLO Louis	F	0/3			
36	RAYAPIN Antoine	D				
44	MAHIEU Matteo	D	0/3			2
60	GONZALEZ Valentin	F	1/4		1	
70	LANGLOIS Maxime (C)	D	0/8	1	1	
78	CANDELLIER Matheo	D	0/2			
10	GRICOURT Leo	GK				
33	CHAUMET Bastien	GK				
Totals			2/33	2	4	4

Head Coach: TIJOU Geoffroy

Goalkeepers	S/S	%	Time Played
3 VAN DER PLAS Arian	31/33	93.94	40:00
58 ZEFERINU Josef			

Goalkeepers	S/S	%	Time Played
10 GRICOURT Leo			
33 CHAUMET Bastien	14/17	82.35	37:10

Time	Action	NAM - Namibia	Score	FRA - France
1st Half				
20:00	GK	3 van der PLAS A Goalkeeper		
20:00	GK			33 CHAUMET B Goalkeeper
17:46	Penalty			44 MAHIEU M Minor (2min) - Cross-Checking
17:39	Penalty	21 COETZEE C Minor (2min) - High Sticking		
16:14	Goal	51 COETZEE W Ass.: 55 HILBERT V	1 - 0	
14:57	Goal		1 - 1	18 LEVILLAIN F Ass.: 16 ROMANAZ A
7:20	Goal	45 SIMPSON K Ass.: 72 LIECHTI S	2 - 1	
4:48	Penalty			11 GODANO M Minor (2min) - Interference
2:46	Goal	21 COETZEE C Ass.: 95 ROTTCHER AM	3 - 1	
1:24	Penalty	21 COETZEE C Minor (2min) - Tripping		
2nd Half				
20:00	GK	3 van der PLAS A Goalkeeper		
20:00	GK			33 CHAUMET B Goalkeeper
16:02	GK			33 CHAUMET B -Out In
15:20	Penalty	45 SIMPSON K Minor (2min) - Interference		
15:20	GK			33 CHAUMET B Goalkeeper
6:04	Penalty	51 COETZEE W Minor (2min) - Tripping		
5:06	Goal		3 - 2	60 GONZALEZ V Ass.: 70 LANGLOIS M
2:08	GK			33 CHAUMET B -Out In

Legend:

(C)	Captain	%	Efficiency	Ass.	Assists	D	Defender	F	Forward
G/S	Goals/Shots on Goal	GK	Goalkeeper	No.	Number	PIM	Penalty in Minutes	Pos.	Playing Position
PS	Penalty Shot	Pts.	Points	S/S	Saves/Shots on Goal				

Timing and Results provided by Tissot



MON 11 AUG 2025
Start Time: 19:00

Start List

Game No: 20

USA vs CZE

Referees:

FRIBERG Johan Oskar (SWE) / TARK Sung Hyun (KOR)

USA - United States of America

No.	Name	Pos.	MP	Date of Birth	Goals	Ass.	Pts.	PIM
1	PUGLIESE Patrick	GK	4	20 JUL 1999				
43	JOHNSON Keith	GK	4	18 DEC 1991				
4	DELLAMORTE Nicholas	F	4	11 MAR 1999	7	2	9	4
7	SAVAGE Scott (C)	D	4	11 APR 1995	2	2	4	2
12	HODGE Corey	D	4	30 JAN 1992	1	3	4	
16	MARKER Ryan	F	4	25 FEB 1994	1	1	2	2
18	DIMARTINO Joseph	D	4	2 AUG 1999		6	6	
21	VAUGHAN III Charles Roman	F	4	8 APR 1989	2	2	4	
33	MOONEY Kyle	D	4	21 JAN 1994	2	2	4	
68	HALVORSEN Maxwell	F	4	6 MAY 1998	5	2	7	2
79	CADIZ JR Jose Anthony	F	3	19 DEC 1988	3	5	8	
93	PASCALLI William	F	4	21 MAR 1992	3	3	6	6
97	MOONEY Kevin	F	4	13 OCT 1997	7	4	11	
Team Total					33	32	65	16

Head Coach: BANA FERNANDEZ Julio

USA		
PR	CHN	20-1
PR	TPE	4-1
PR	NAM	7-0
SF	FRA	2-1

CZE - Czechia

No.	Name	Pos.	MP	Date of Birth	Goals	Ass.	Pts.	PIM
31	MATOUSEK Jiri	GK	4	11 FEB 1999				
41	BRABEC Daniel	GK	4	8 MAY 1993				
9	CIK Jakub	F	4	25 JUL 1988	1		1	
12	ZBORIL Mikulas	D	4	30 MAY 1994				
13	STRYCEK Pavel (C)	D	4	13 JAN 1983	1	1	2	
14	BERNAD Jakub	D	4	24 APR 1991	2	1	3	2
19	SKOLOUD Petr	F	4	29 JUN 1994	2	3	5	4
24	ANDRYSEK Jan	F	4	5 SEP 1994	1	1	2	
42	SEBEK Patrik	D	4	12 JUL 1983		1	1	
74	VYORAL Jan	D	4	9 MAY 1996	2		2	
77	SKOUPY Mikulas	F	4	23 OCT 2004	1	2	3	
78	LOSKOT Marek	F	4	25 JUL 1989	3	3	6	2
91	NOVAK Jakub	F	4	21 SEP 1993	1	1	2	
93	NOVAK Lukas	D	4	21 SEP 1993	1	1	2	
Team Total					15	14	29	8

Head Coach: MECERA Martin

CZE		
PR	FRA	2-1
PR	ARG	7-0
PR	ITA	3-2
SF	NAM	3-1

Legend:

(C)	Captain	Ass.	Assists	CL	Classification	D	Defender	F	Forward	GK	Goalkeeper
MP	Matches Played	No.	Number	PIM	Penalty in Minutes	Pos.	Playing Position	PR	Preliminary Round	Pts.	Points
SF	Semifinal										

Timing and Results provided by Tissot

INHMTEAM5-----FNL-000100--_51 v1.0

Report Created SUN 10 AUG 2025 21:47

Page 1 / 1



MON 11 AUG 2025
Start Time: 19:00

Results

Game No: 20

USA 4 vs 3 CZE (2-0, 1-3, 1-0)

Referees:

FRIBERG Johan Oskar (SWE) / TARK Sung Hyun (KOR)

USA - United States of America

No.	Name	Pos.	G/S	Ass.	Pts.	PIM
4	DELLAMORTE Nicholas	F	0/6			
7	SAVAGE Scott (C)	D	0/3			
12	HODGE Corey	D				
16	MARKER Ryan	F				
18	DIMARTINO Joseph	D	0/4			
21	VAUGHAN III Charles Roman	F	0/1			
33	MOONEY Kyle	D	0/1			
68	HALVORSEN Maxwell	F	0/3	1	1	
79	CADIZ JR Jose Anthony	F	0/1			
93	PASCALLI William	F	1/6	1	2	
97	MOONEY Kevin	F	3/5	1	4	
1	PUGLIESE Patrick	GK				
43	JOHNSON Keith	GK				
Totals			4/30	4	8	

Head Coach: BANA FERNANDEZ Julio

CZE - Czechia

No.	Name	Pos.	G/S	Ass.	Pts.	PIM
9	CIK Jakub	F				
12	ZBORIL Mikulas	D	0/2			
13	STRYCEK Pavel (C)	D				
14	BERNAD Jakub	D	1/4	1	2	
19	SKOLOUD Petr	F	1/1		1	
24	ANDRYSEK Jan	F				
42	SEBEK Patrik	D	1/4		1	
74	VYORAL Jan	D	0/2	1	1	
77	SKOUPY Mikulas	F	0/1			
78	LOSKOT Marek	F	0/2			4
91	NOVAK Jakub	F	0/2			
93	NOVAK Lukas	D				
31	MATOUSEK Jiri	GK				
41	BRABEC Daniel	GK				
Totals			3/18	2	5	4

Head Coach: MECERA Martin

Goalkeepers	S/S	%	Time Played
1 PUGLIESE Patrick			
43 JOHNSON Keith	15/18	83.33	41:46

Goalkeepers	S/S	%	Time Played
31 MATOUSEK Jiri			
41 BRABEC Daniel	26/30	86.67	42:01

Time	Action	USA - United States of America			Score	CZE - Czechia	
1st Half							
20:00	GK	43	JOHNSON K	Goalkeeper			
20:00	GK					41	BRABEC D Goalkeeper
14:03	GK	43	JOHNSON K -Out	In			
13:48	Penalty					78	LOSKOT M Minor (2min) - Slashing
13:48	GK	43	JOHNSON K	Goalkeeper			
13:17	Goal	97	MOONEY K	Ass.: 93 PASCALLI W	1 - 0		
9:41	Penalty					78	LOSKOT M Minor (2min) - Tripping
9:41	Goal	93	PASCALLI W	Ass.: 97 MOONEY K	2 - 0		
2nd Half							
20:00	GK	43	JOHNSON K	Goalkeeper			
20:00	GK					41	BRABEC D Goalkeeper
16:15	Goal				2 - 1	19	SKOLOUD P Ass.: 14 BERNAD J
8:30	Goal				2 - 2	14	BERNAD J Ass.: 74 VYORAL J
6:46	Goal	97	MOONEY K	Ass.: 68 HALVORSEN M	3 - 2		
5:50	Goal				3 - 3	42	SEBEK P
Over Time							
10:00	GK	43	JOHNSON K	Goalkeeper			
10:00	GK					41	BRABEC D Goalkeeper
7:59	Goal	97	MOONEY K		4 - 3		

Legend:

(C)	Captain	%	Efficiency	Ass.	Assists	D	Defender	F	Forward
G/S	Goals/Shots on Goal	GK	Goalkeeper	No.	Number	PIM	Penalty in Minutes	Pos.	Playing Position
PS	Penalty Shot	Pts.	Points	S/S	Saves/Shots on Goal				

Timing and Results provided by Tissot

INHMTEAM5-----FNL-000100--_73 v1.0

Report Created MON 11 AUG 2025 20:17

Page 1 / 1



SUN 10 AUG 2025
Start Time: 17:00

Start List

Game No: 15

CZE vs NAM

Referees:

FRIBERG Johan Oskar (SWE) / WATT Colin Joel (CAN)

CZE - Czechia

No.	Name	Pos.	MP	Date of Birth	Goals	Ass.	Pts.	PIM
31	MATOUSEK Jiri	GK	3	11 FEB 1999				
41	BRABEC Daniel	GK	3	8 MAY 1993				
9	CIK Jakub	F	3	25 JUL 1988	1		1	
12	ZBORIL Mikulas	D	3	30 MAY 1994				
13	STRYCEK Pavel (C)	D	3	13 JAN 1983	1	1	2	
14	BERNAD Jakub	D	3	24 APR 1991		1	1	2
19	SKOLOUD Petr	F	3	29 JUN 1994	2	2	4	4
24	ANDRYSEK Jan	F	3	5 SEP 1994	1	1	2	
42	SEBEK Patrik	D	3	12 JUL 1983		1	1	
74	VYORAL Jan	D	3	9 MAY 1996	2		2	
77	SKOUPY Mikulas	F	3	23 OCT 2004	1	2	3	
78	LOSKOT Marek	F	3	25 JUL 1989	3	2	5	
91	NOVAK Jakub	F	3	21 SEP 1993		1	1	
93	NOVAK Lukas	D	3	21 SEP 1993	1		1	
				Team Total	12	11	23	6

Head Coach: MECERA Martin

CZE		
PR	FRA	2-1
PR	ARG	7-0
PR	ITA	3-2

NAM - Namibia

No.	Name	Pos.	MP	Date of Birth	Goals	Ass.	Pts.	PIM
3	VAN DER PLAS Arian	GK	3	3 JUN 2003				
58	ZEFERINU Josef	GK	3	26 SEP 2004				
8	BORSTLAP Theodor	F	3	23 MAR 2007	1	1	2	
21	COETZEE Christiaan (C)	D	3	23 JUL 2003	4		4	
22	LUCKS Anko	F	3	5 MAR 2002				
34	VAN DER MERWE Abe	F	3	21 OCT 2008				
36	WIRTZ Alex	D	3	12 DEC 2001				2
45	SIMPSON Keanan	F	3	22 MAY 2005	2		2	2
51	COETZEE Williem	F	3	9 MAR 2005		2	2	4
55	HILBERT Valerik	D	3	5 DEC 2004				2
57	ZEFERINU Josua Shatipamba	F	3	26 SEP 2004		1	1	
68	VAN DER PLAS Wim	D	3	22 NOV 2000		1	1	
72	LIECHTI Sean	D	3	17 APR 2003	1		1	2
95	ROTTCHER Amandus Mathias	D	3	8 JUL 2002	1	2	3	
				Team Total	9	7	16	12

Head Coach: SCHMIDT Nadia

NAM		
PR	TPE	4-3
PR	CHN	5-3
PR	USA	0-7

Legend:

(C)	Captain	Ass.	Assists	CL	Classification	D	Defender	F	Forward	GK	Goalkeeper
MP	Matches Played	No.	Number	PIM	Penalty in Minutes	Pos.	Playing Position	PR	Preliminary Round	Pts.	Points

Timing and Results provided by Tissot

INHMTEAM5-----SFNL000100--_51 v1.0

Report Created SAT 9 AUG 2025 20:42

Page 1 / 1



SUN 10 AUG 2025
Start Time: 17:00

Results

Game No: 15

CZE 3 vs 1 NAM (1-0, 2-1)

Referees:

FRIBERG Johan Oskar (SWE) / WATT Colin Joel (CAN)

CZE - Czechia

No.	Name	Pos.	G/S	Ass.	Pts.	PIM
9	CIK Jakub	F	0/1			
12	ZBORIL Mikulas	D	0/2			
13	STRYCEK Pavel (C)	D				
14	BERNAD Jakub	D	2/2		2	
19	SKOLOUD Petr	F	0/1	1	1	
24	ANDRYSEK Jan	F	0/1			
42	SEBEK Patrik	D	0/3			
74	VYORAL Jan	D	0/1			
77	SKOUPY Mikulas	F				
78	LOSKOT Marek	F	0/1	1	1	2
91	NOVAK Jakub	F	1/2		1	
93	NOVAK Lukas	D	0/2	1	1	
31	MATOUSEK Jiri	GK				
41	BRABEC Daniel	GK				
Totals			3/16	3	6	2
Head Coach: MECERA Martin						

NAM - Namibia

No.	Name	Pos.	G/S	Ass.	Pts.	PIM
8	BORSTLAP Theodor	F	0/4			
21	COETZEE Christiaan (C)	D	1/4		1	
22	LUCKS Anko	F				
34	VAN DER MERWE Abe	F	0/1			
36	WIRTZ Alex	D				
45	SIMPSON Keanan	F	0/3			
51	COETZEE Williem	F	0/2			2
55	HILBERT Valerik	D	0/2			
57	ZEFERINU Josua Shatipamba	F				
68	VAN DER PLAS Wim	D				
72	LIECHTI Sean	D				
95	ROTTCHER Amandus Mathias	D	0/1	1	1	
3	VAN DER PLAS Arian	GK				
58	ZEFERINU Josef	GK				
Totals			1/17	1	2	2
Head Coach: SCHMIDT Nadia						

Goalkeepers	S/S	%	Time Played
31 MATOUSEK Jiri			
41 BRABEC Daniel	16/17	94.12	40:00

Goalkeepers	S/S	%	Time Played
3 VAN DER PLAS Arian	13/16	81.25	38:36
58 ZEFERINU Josef			

Time	Action	CZE - Czechia	Score	NAM - Namibia
1st Half				
20:00	GK	41 BRABEC D Goalkeeper		
20:00	GK			3 van der PLAS A Goalkeeper
10:45	Goal	91 NOVAK J Ass.: 93 NOVAK L	1 - 0	
2nd Half				
20:00	GK	41 BRABEC D Goalkeeper		
20:00	GK			3 van der PLAS A Goalkeeper
16:17	Goal	14 BERNAD J Ass.: 78 LOSKOT M	2 - 0	
13:28	Goal		2 - 1	21 COETZEE C Ass.: 95 ROTTCHER AM
8:12	Penalty			51 COETZEE W Minor (2min) - Tripping
7:32	Goal	14 BERNAD J Ass.: 19 SKOLOUD P	3 - 1	
4:42	GK			3 van der PLAS A -Out In
4:16	Penalty	78 LOSKOT M Minor (2min) - Interference		
4:16	GK			3 van der PLAS A Goalkeeper
0:58	GK			3 van der PLAS A -Out In

Legend:

(C)	Captain	%	Efficiency	Ass.	Assists	D	Defender	F	Forward
G/S	Goals/Shots on Goal	GK	Goalkeeper	No.	Number	PIM	Penalty in Minutes	Pos.	Playing Position
PS	Penalty Shot	Pts.	Points	S/S	Saves/Shots on Goal				

Timing and Results provided by Tissot

INHMTEAM5-----SFNL000200--_73 v1.0

Report Created SUN 10 AUG 2025 18:06

Page 1 / 1



SUN 10 AUG 2025
Start Time: 19:00

Start List

Game No: 16

USA vs FRA

Referees:

VESELY Tomas (CZE) / TARK Sung Hyun (KOR)

USA - United States of America

No.	Name	Pos.	MP	Date of Birth	Goals	Ass.	Pts.	PIM
1	PUGLIESE Patrick	GK	3	20 JUL 1999				
43	JOHNSON Keith	GK	3	18 DEC 1991				
4	DELLAMORTE Nicholas	F	3	11 MAR 1999	7	2	9	4
7	SAVAGE Scott (C)	D	3	11 APR 1995	2	2	4	2
12	HODGE Corey	D	3	30 JAN 1992		3	3	
16	MARKER Ryan	F	3	25 FEB 1994	1	1	2	2
18	DIMARTINO Joseph	D	3	2 AUG 1999		6	6	
21	VAUGHAN III Charles Roman	F	3	8 APR 1989	2	2	4	
33	MOONEY Kyle	D	3	21 JAN 1994	2	2	4	
68	HALVORSEN Maxwell	F	3	6 MAY 1998	5	1	6	2
79	CADIZ JR Jose Anthony	F	2	19 DEC 1988	2	5	7	
93	PASCALLI William	F	3	21 MAR 1992	3	3	6	4
97	MOONEY Kevin	F	3	13 OCT 1997	7	3	10	
Team Total					31	30	61	14

Head Coach: BANA FERNANDEZ Julio

USA		
PR	CHN	20-1
PR	TPE	4-1
PR	NAM	7-0

FRA - France

No.	Name	Pos.	MP	Date of Birth	Goals	Ass.	Pts.	PIM
10	GRICOURT Leo	GK	3	10 MAY 1998				
33	CHAUMET Bastien	GK	3	26 NOV 1997				
3	FAUCHERAND Theo	D	3	16 JAN 2000	1	2	3	4
6	FARMER Illan	F	3	1 JUN 1999	1		1	
9	KERKHOVE Joan	F	3	9 JUN 1998				
11	GODANO Marius	F	3	24 JAN 1998				
16	ROMANAZ Adrien	D	3	16 SEP 2006		1	1	2
18	LEVILLAIN Florian	F	3	24 MAY 1992				
19	ALLO Louis	F	3	10 SEP 2002				
36	RAYAPIN Antoine	D	3	2 SEP 1994				
44	MAHIEU Matteo	D	3	7 SEP 2002				
60	GONZALEZ Valentin	F	3	23 FEB 2000	2	1	3	4
70	LANGLOIS Maxime (C)	D	3	7 JAN 1994	1	1	2	2
78	CANDELLIER Matheo	D	3	12 AUG 2002	1		1	2
Team Total					7	5	12	14

Head Coach: TIJOU Geoffroy

FRA		
PR	CZE	1-2
PR	ITA	4-3
PR	ARG	2-1

Legend:

(C)	Captain	Ass.	Assists	CL	Classification	D	Defender	F	Forward	GK	Goalkeeper
MP	Matches Played	No.	Number	PIM	Penalty in Minutes	Pos.	Playing Position	PR	Preliminary Round	Pts.	Points

Timing and Results provided by Tissot

INHMTEAM5-----SFNL000100--_51 v1.0

Report Created SUN 10 AUG 2025 14:46

Page 1 / 1



SUN 10 AUG 2025
Start Time: 19:00

Results

Game No: 16

USA 2 vs 1 FRA (1-1, 1-0)

Referees:

VESELY Tomas (CZE) / TARK Sung Hyun (KOR)

USA - United States of America

No.	Name	Pos.	G/S	Ass.	Pts.	PIM
4	DELLAMORTE Nicholas	F	0/1			
7	SAVAGE Scott (C)	D	0/2			
12	HODGE Corey	D	1/2		1	
16	MARKER Ryan	F				
18	DIMARTINO Joseph	D	0/2			
21	VAUGHAN III Charles Roman	F				
33	MOONEY Kyle	D	0/6			
68	HALVORSEN Maxwell	F	0/5	1	1	
79	CADIZ JR Jose Anthony	F	1/7		1	
93	PASCALLI William	F	0/1			2
97	MOONEY Kevin	F	0/4	1	1	
1	PUGLIESE Patrick	GK				
43	JOHNSON Keith	GK				
Totals			2/30	2	4	2

Head Coach: BANA FERNANDEZ Julio

FRA - France

No.	Name	Pos.	G/S	Ass.	Pts.	PIM
3	FAUCHERAND Theo	D	0/2	1	1	
6	FARMER Illan	F	0/1			
9	KERKHOVE Joan	F	1/3		1	
11	GODANO Marius	F	0/1			
16	ROMANAZ Adrien	D	0/1			
18	LEVILLAIN Florian	F				
19	ALLO Louis	F	0/1			2
36	RAYAPIN Antoine	D	0/1			
44	MAHIEU Matteo	D				
60	GONZALEZ Valentin	F				
70	LANGLOIS Maxime (C)	D	0/2			2
78	CANDELLIER Matheo	D	0/1			
10	GRICOURT Leo	GK				
33	CHAUMET Bastien	GK				
Totals			1/13	1	2	4

Head Coach: TIJOU Geoffroy

Goalkeepers	S/S	%	Time Played
1 PUGLIESE Patrick			
43 JOHNSON Keith	12/13	92.31	40:00

Goalkeepers	S/S	%	Time Played
10 GRICOURT Leo			
33 CHAUMET Bastien	28/30	93.33	38:53

Time	Action	USA - United States of America	Score	FRA - France
1st Half				
20:00	GK	43 JOHNSON K Goalkeeper		
20:00	GK			33 CHAUMET B Goalkeeper
15:48	Goal		0 - 1	9 KERKHOVE J Ass.: 3 FAUCHERAND T
3:52	Penalty			19 ALLO L Minor (2min) - Interference
2:37	Goal	79 CADIZ JR JA Ass.: 97 MOONEY K	1 - 1	
2nd Half				
20:00	GK	43 JOHNSON K Goalkeeper		
20:00	GK			33 CHAUMET B Goalkeeper
13:08	Penalty	93 PASCALLI W Minor (2min) - Interference		
12:24	Penalty			70 LANGLOIS M Minor (2min) - Tripping
2:32	Goal	12 HODGE C Ass.: 68 HALVORSEN M	2 - 1	
1:07	GK			33 CHAUMET B -Out In

Legend:

(C)	Captain	%	Efficiency	Ass.	Assists	D	Defender	F	Forward
G/S	Goals/Shots on Goal	GK	Goalkeeper	No.	Number	PIM	Penalty in Minutes	Pos.	Playing Position
PS	Penalty Shot	Pts.	Points	S/S	Saves/Shots on Goal				

Timing and Results provided by Tissot

INHMTEAM5-----SFNL000100--_73 v1.0

Report Created SUN 10 AUG 2025 20:05

Page 1 / 1



Start List

Game No: 13

ITA vs CHN

Referees:

WATT Colin Joel (CAN) / VESELY Tomas (CZE)

ITA - Italy

No.	Name	Pos.	MP	Date of Birth	Goals	Ass.	Pts.	PIM
1	MAI Mattia	GK	3	31 JAN 1989				
49	FACCHINETTI Daniele	GK	3	27 MAR 1992				
5	CAMPULLA Lorenzo	D	3	17 NOV 2005	1	3	4	2
10	MASIERO Giacomo	F	3	26 MAY 2004	1		1	
17	BARSANTI Matteo	D	3	24 DEC 1993	2	1	3	8
24	EDERLE Pietro	D	3	27 NOV 1998	1		1	2
25	BELLINI Andrea (C)	D	3	3 NOV 1995		1	1	4
46	CAMPULLA Francesco	D	3	26 SEP 2000	1	1	2	
59	LETTERA Alessio	F	3	12 MAY 1997	2	3	5	10
71	DAL BEN Riccardo	F	3	31 MAR 1998		1	1	
85	FERRARI Emanuele	F	3	23 JUL 1996	2	1	3	
88	ROSSETTO Alessandro	F	3	1 JUN 2005	1		1	
97	DAL SASSO Davide	F	3	13 FEB 1997	3	1	4	2
Team Total					14	12	26	28

Head Coach: RIGONI Luca

ITA		
PR	ARG	9-0
PR	FRA	3-4
PR	CZE	2-3

CHN - People's Republic of China

No.	Name	Pos.	MP	Date of Birth	Goals	Ass.	Pts.	PIM
29	AN Jinhao	GK	3	17 MAR 2009				
31	CHEN Xi	GK	3	29 JUN 1996				
2	WANG Gang (C)	D	3	27 APR 1998	1		1	2
6	ZHUANG Haojie	D	3	24 SEP 2002		1	1	2
9	LI Jingtai	D	3	14 AUG 2004				
10	CHEN Xingnan	F	3	18 MAR 2003	1		1	2
11	HOU Meng	D	3	22 JAN 2007				
18	LIU Chaoyi	F	3	18 NOV 2003	2	1	3	
23	LI Zhihao	D	3	12 JUL 2005		1	1	2
24	TONG Zihao	F	3	8 DEC 2004		1	1	
78	HUANG Yushuo	F	3	28 JUL 2002				
87	WANG Zichen	F	3	15 JUN 2009				
96	HU Wenhan	F	3	16 JUN 2005	1		1	2
98	FANG Wenhua	D	3	17 MAY 1994				
Team Total					5	4	9	10

Head Coach: HUANG Huan

CHN		
PR	USA	1-20
PR	NAM	3-5
PR	TPE	1-4

Legend:

(C)	Captain	Ass.	Assists	CL	Classification	D	Defender	F	Forward	GK	Goalkeeper
MP	Matches Played	No.	Number	PIM	Penalty in Minutes	Pos.	Playing Position	PR	Preliminary Round	Pts.	Points



Results

Game No: 13

ITA 7 vs 1 CHN (3-1, 4-0)

Referees:

WATT Colin Joel (CAN) / VESELY Tomas (CZE)

ITA - Italy

No.	Name	Pos.	G/S	Ass.	Pts.	PIM
5	CAMPULLA Lorenzo	D	1/5		1	
10	MASIERO Giacomo	F	1/1	2	3	
17	BARSANTI Matteo	D	0/3			
24	EDERLE Pietro	D	0/2			2
25	BELLINI Andrea (C)	D	0/5	2	2	
46	CAMPULLA Francesco	D	0/2	1	1	
59	LETTERA Alessio	F	2/7		2	
71	DAL BEN Riccardo	F	1/3	1	2	
85	FERRARI Emanuele	F	0/2	1	1	
88	ROSSETTO Alessandro	F	2/5		2	2
97	DAL SASSO Davide	F	0/4			2
1	MAI Mattia	GK				
49	FACCHINETTI Daniele	GK				
Totals			7/39	7	14	6

Head Coach: RIGONI Luca

CHN - People's Republic of China

No.	Name	Pos.	G/S	Ass.	Pts.	PIM
2	WANG Gang (C)	D	0/1			2
6	ZHUANG Haojie	D	0/1			
9	LI Jingtai	D				
10	CHEN Xingnan	F	1/4		1	
11	HOU Meng	D				
18	LIU Chaoyi	F	0/3			
23	LI Zhihao	D				2
24	TONG Zihao	F		1	1	2
87	WANG Zichen	F				
96	HU Wenhan	F				2
98	FANG Wenhua	D				
29	AN Jinhao	GK				
31	CHEN Xi	GK				
Totals			1/9	1	2	8

Head Coach: HUANG Huan

Goalkeepers	S/S	%	Time Played
1 MAI Mattia	8/9	88.89	40:00
49 FACCHINETTI Daniele			

Goalkeepers	S/S	%	Time Played
29 AN Jinhao	32/39	82.05	40:00
31 CHEN Xi			

Time	Action	ITA - Italy	Score	CHN - People's Republic of China
1st Half				
20:00	GK	1 MAI M Goalkeeper		
20:00	GK			29 AN J Goalkeeper
16:40	Penalty	24 EDERLE P Minor (2min) - Tripping		
16:12	Goal		0 - 1	10 CHEN X Ass.: 24 TONG Z
13:07	Goal	71 DAL BEN R Ass.: 25 BELLINI A	1 - 1	
11:49	Goal	59 LETTERA A Ass.: 85 FERRARI E	2 - 1	
8:39	Penalty			2 WANG G Minor (2min) - Roughing
2:16	Goal	88 ROSSETTO A Ass.: 10 MASIERO G	3 - 1	
1:12	Penalty	88 ROSSETTO A Minor (2min) - Tripping		
2nd Half				
20:00	GK	1 MAI M Goalkeeper		
20:00	GK			29 AN J Goalkeeper
16:44	Goal	10 MASIERO G Ass.: 46 CAMPULLA F	4 - 1	
16:30	Penalty			23 LI Z Minor (2min) - Delaying the Game
15:37	Goal	88 ROSSETTO A Ass.: 10 MASIERO G	5 - 1	
11:23	Penalty			24 TONG Z Minor (2min) - Tripping
10:55	Goal	59 LETTERA A Ass.: 25 BELLINI A	6 - 1	
10:48	Penalty			96 HU W Minor (2min) - Tripping
10:04	Goal	5 CAMPULLA L Ass.: 71 DAL BEN R	7 - 1	
6:25	Penalty	97 DAL SASSO D Minor (2min) - Tripping		

Legend:

(C)	Captain	%	Efficiency	Ass.	Assists	D	Defender	F	Forward
G/S	Goals/Shots on Goal	GK	Goalkeeper	No.	Number	PIM	Penalty in Minutes	Pos.	Playing Position
PS	Penalty Shot	Pts.	Points	S/S	Saves/Shots on Goal				



SUN 10 AUG 2025
Start Time: 14:00

Consolation Semifinal 5-8

Start List

Game No: 14

TPE vs ARG

Referees:

GRANDINI Alberto (ITA) / TARK Sung Hyun (KOR)

TPE - Chinese Taipei

No.	Name	Pos.	MP	Date of Birth	Goals	Ass.	Pts.	PIM
20	HUANG Sheng-Chun	GK	3	4 MAY 1999				
99	CHANG Lai-Yu	GK	3	14 NOV 2002				
3	YANG Ho-Cheng	F	3	3 DEC 2004				
7	WANG Tzu-Wei	D	3	10 FEB 1999				
9	CHAO Yu-Hsiang (C)	D	3	26 SEP 2003	1		1	2
12	WU Yu-Chen	F	3	11 SEP 2002				
14	LAI Pin-Ru	D	3	3 JUL 2005				2
17	LIN Chih-Han	D	3	23 JUL 2007				
18	KUO Cheng-Yu	D	3	2 NOV 2004	5	2	7	
22	LIU Chien-Yu	F	3	12 DEC 2003	1		1	2
24	LIN Jui-Yu	D	3	24 JUN 2004				
29	WU Bo-Wei	F	3	28 FEB 2004				
32	LIN Yi-Kuan	F	3	11 OCT 2004				
69	CHIEN Chun-Hsien	F	3	13 DEC 2006	1		1	
				Team Total	8	2	10	6
Head Coach: LIN Hung-Ju								

TPE		
PR	NAM	3-4
PR	USA	1-4
PR	CHN	4-1

ARG - Argentina

[illegible]

ARG		
PR	ITA	0-9
PR	CZE	0-7
PR	FRA	1-2

Legend:											
(C)	Captain	Ass.	Assists	CL	Classification	D	Defender	F	Forward	GK	Goalkeeper
MP	Matches Played	No.	Number	PIM	Penalty in Minutes	Pos.	Playing Position	PR	Preliminary Round	Pts.	Points



Results

Game No: 14

TPE 4 vs 1 ARG (2-1, 2-0)

Referees:

GRANDINI Alberto (ITA) / TARK Sung Hyun (KOR)

TPE - Chinese Taipei

No.	Name	Pos.	G/S	Ass.	Pts.	PIM
3	YANG Ho-Cheng	F				
7	WANG Tzu-Wei	D				
9	CHAO Yu-Hsiang (C)	D	0/4	1	1	2
12	WU Yu-Chen	F				
14	LAI Pin-Ru	D	1/1		1	
17	LIN Chih-Han	D				
18	KUO Cheng-Yu	D	0/3	2	2	
22	LIU Chien-Yu	F	0/5			
24	LIN Jui-Yu	D				2
29	WU Bo-Wei	F	3/7		3	
32	LIN Yi-Kuan	F				
69	CHIEN Chun-Hsien	F				
20	HUANG Sheng-Chun	GK				
99	CHANG Lai-Yu	GK				
Totals			4/20	3	7	4

Head Coach: LIN Hung-Ju

ARG - Argentina

No.	Name	Pos.	G/S	Ass.	Pts.	PIM
9	BARRA Felipe	F				
11	HAIEK Owen	F	1/11		1	2
12	INSUA Hernan	D	0/1			
14	IRISARRI Rodrigo	F	0/1			
20	ECHEVARRIA Sebastian Andres	F	0/4			
22	BELTRAMI Gonzalo	D	0/1			
24	PORTABELLA FAZIO Ignacio (C)	D	0/1			
36	MARENGO Agustin	D		1	1	
47	LOPEZ SILVA Mateo	F	0/3			
75	BUSTOS Sebastian	D	0/1			
88	CURRENTI Felipe	F				
92	BAEZA Martin	D				
1	MAZZAFERRO Adriano	GK				
31	LOPEZ SILVA Gaspar	GK				
Totals			1/23	1	2	2

Head Coach: MARENGO Sebastian

Goalkeepers	S/S	%	Time Played
20 HUANG Sheng-Chun	22/23	95.65	40:00
99 CHANG Lai-Yu			

Goalkeepers	S/S	%	Time Played
1 MAZZAFERRO Adriano	16/20	80.00	39:07
31 LOPEZ SILVA Gaspar			

Time	Action	TPE - Chinese Taipei	Score	ARG - Argentina
1st Half				
20:00	GK	20 HUANG SC Goalkeeper		
20:00	GK			1 MAZZAFERRO A Goalkeeper
10:17	Goal	29 WU BW Ass.: 9 CHAO YH	1 - 0	
4:43	Goal		1 - 1	11 HAIEK O Ass.: 36 MARENGO A
1:01	Goal	29 WU BW Ass.: 18 KUO CY	2 - 1	
2nd Half				
20:00	GK	20 HUANG SC Goalkeeper		
20:00	GK			1 MAZZAFERRO A Goalkeeper
19:56	Penalty	9 CHAO YH Minor (2min) - Tripping		
15:26	Goal	29 WU BW Ass.: 18 KUO CY	3 - 1	
1:25	Goal	14 LAI PR	4 - 1	
1:25	Penalty			11 HAIEK O Minor (2min) - Tripping
0:55	Penalty	24 LIN JY Minor (2min) - Boarding		
0:55	GK			1 MAZZAFERRO A -Out In
0:02	GK			1 MAZZAFERRO A Goalkeeper

Legend:

(C)	Captain	%	Efficiency	Ass.	Assists	D	Defender	F	Forward
G/S	Goals/Shots on Goal	GK	Goalkeeper	No.	Number	PIM	Penalty in Minutes	Pos.	Playing Position
PS	Penalty Shot	Pts.	Points	S/S	Saves/Shots on Goal				

Timing and Results provided by Tissot

INHMTEAM5-----SF5-000200--_73 v1.0

Report Created SUN 10 AUG 2025 15:06

Page 1 / 1



THU 7 AUG 2025
Start Time: 9:00

Preliminary Round - Group B

Start List

Game No: 1

CZE vs FRA

Referees:

FRIBERG Johan Oskar (SWE) / TARK Sung Hyun (KOR)

CZE - Czechia

No.	Name	Pos.	MP	Date of Birth	Goals	Ass.	Pts.	PIM
31	MATOUSEK Jiri	GK		11 FEB 1999				
41	BRABEC Daniel	GK		8 MAY 1993				
9	CIK Jakub	F		25 JUL 1988				
12	ZBORIL Mikulas	D		30 MAY 1994				
13	STRYCEK Pavel (C)	D		13 JAN 1983				
14	BERNAD Jakub	D		24 APR 1991				
19	SKOLOUD Petr	F		29 JUN 1994				
24	ANDRYSEK Jan	F		5 SEP 1994				
42	SEBEK Patrik	D		12 JUL 1983				
74	VYORAL Jan	D		9 MAY 1996				
77	SKOUPY Mikulas	F		23 OCT 2004				
78	LOSKOT Marek	F		25 JUL 1989				
91	NOVAK Jakub	F		21 SEP 1993				
93	NOVAK Lukas	D		21 SEP 1993				
				Team Total				
Head Coach: WURTHERLE Tomas								

CZE		
PR	FRA	7 AUG
PR	ARG	8 AUG
PR	ITA	9 AUG

FRA - France

No.	Name	Pos.	MP	Date of Birth	Goals	Ass.	Pts.	PIM
10	GRICOURT Leo	GK		10 MAY 1998				
33	CHAUMET Bastien	GK		26 NOV 1997				
3	FAUCHERAND Theo	D		16 JAN 2000				
6	FARMER Illan	F		1 JUN 1999				
9	KERKHOVE Joan	F		9 JUN 1998				
11	GODANO Marius	F		24 JAN 1998				
16	ROMANAZ Adrien	D		16 SEP 2006				
18	LEVILLAIN Florian	F		24 MAY 1992				
19	ALLO Louis	F		10 SEP 2002				
36	RAYAPIN Antoine	D		2 SEP 1994				
44	MAHIEU Matteo	D		7 SEP 2002				
60	GONZALEZ Valentin	F		23 FEB 2000				
70	LANGLOIS Maxime (C)	D		7 JAN 1994				
78	CANDELLIER Matheo	D		12 AUG 2002				
				Team Total				

Head Coach: TIJOU Geoffroy

FRA		
PR	CZE	7 AUG
PR	ITA	8 AUG
PR	ARG	9 AUG

Legend:											
(C)	Captain	Ass.	Assists	CL	Classification	D	Defender	F	Forward	GK	Goalkeeper
MP	Matches Played	No.	Number	PIM	Penalty in Minutes	Pos.	Playing Position	PR	Preliminary Round	Pts.	Points



Results

Game No: 1

CZE 2 vs 1 FRA (1-1, 1-0)

Referees:

FRIBERG Johan Oskar (SWE) / TARK Sung Hyun (KOR)

CZE - Czechia

No.	Name	Pos.	G/S	Ass.	Pts.	PIM
9	CIK Jakub	F				
12	ZBORIL Mikulas	D				
13	STRYCEK Pavel (C)	D				
14	BERNAD Jakub	D	0/3	1	1	
19	SKOLOUD Petr	F	0/5			
24	ANDRYSEK Jan	F	0/1			
42	SEBEK Patrik	D	0/5			
74	VYORAL Jan	D	1/2		1	
77	SKOUPY Mikulas	F		1	1	
78	LOSKOT Marek	F	1/4		1	
91	NOVAK Jakub	F	0/2			
93	NOVAK Lukas	D	0/1			
31	MATOUSEK Jiri	GK				
41	BRABEC Daniel	GK				
Totals			2/23	2	4	
Head Coach: WURTHERLE Tomas						

FRA - France

No.	Name	Pos.	G/S	Ass.	Pts.	PIM
3	FAUCHERAND Theo	D	0/1			2
6	FARMER Illan	F	1/1		1	
9	KERKHOVE Joan	F	0/2			
11	GODANO Marius	F	0/1			
16	ROMANAZ Adrien	D	0/2	1	1	
18	LEVILLAIN Florian	F				
19	ALLO Louis	F	0/3			
36	RAYAPIN Antoine	D	0/1			
44	MAHIEU Matteo	D	0/2			
60	GONZALEZ Valentin	F	0/1			2
70	LANGLOIS Maxime (C)	D	0/1			
78	CANDELLIER Matheo	D				
10	GRICOURT Leo	GK				
33	CHAUMET Bastien	GK				
Totals			1/15	1	2	4
Head Coach: TIJOU Geoffroy						

Goalkeepers	S/S	%	Time Played
31 MATOUSEK Jiri			
41 BRABEC Daniel	14/15	93.33	40:00

Goalkeepers	S/S	%	Time Played
10 GRICOURT Leo			
33 CHAUMET Bastien	21/23	91.30	38:23

Time	Action	CZE - Czechia	Score	FRA - France
1st Half				
20:00	GK	41 BRABEC D Goalkeeper		
20:00	GK			33 CHAUMET B Goalkeeper
11:08	Goal		0 - 1	6 FARMER I Ass.: 16 ROMANAZ A
7:30	Penalty			60 GONZALEZ V Minor (2min) - Tripping
4:33	Goal	74 VYORAL J Ass.: 77 SKOUPY M	1 - 1	
2nd Half				
20:00	GK	41 BRABEC D Goalkeeper		
20:00	GK			33 CHAUMET B Goalkeeper
5:34	Penalty			3 FAUCHERAND T Minor (2min) - Hooking
4:16	Goal	78 LOSKOT M Ass.: 14 BERNAD J	2 - 1	
1:37	GK			33 CHAUMET B -Out In

Legend:

(C)	Captain	%	Efficiency	Ass.	Assists	D	Defender	F	Forward
G/S	Goals/Shots on Goal	GK	Goalkeeper	No.	Number	PIM	Penalty in Minutes	Pos.	Playing Position
PS	Penalty Shot	Pts.	Points	S/S	Saves/Shots on Goal				



Start List

Game No: 4

ITA vs ARG

Referees:

FRIBERG Johan Oskar (SWE) / VESELY Tomas (CZE)

ITA - Italy

No.	Name	Pos.	MP	Date of Birth	Goals	Ass.	Pts.	PIM
1	MAI Mattia	GK		31 JAN 1989				
49	FACCHINETTI Daniele	GK		27 MAR 1992				
5	CAMPULLA Lorenzo	D		17 NOV 2005				
10	MASIERO Giacomo	F		26 MAY 2004				
17	BARSANTI Matteo	D		24 DEC 1993				
24	EDERLE Pietro	D		27 NOV 1998				
25	BELLINI Andrea (C)	D		3 NOV 1995				
46	CAMPULLA Francesco	D		26 SEP 2000				
59	LETTERA Alessio	F		12 MAY 1997				
71	DAL BEN Riccardo	F		31 MAR 1998				
85	FERRARI Emanuele	F		23 JUL 1996				
88	ROSSETTO Alessandro	F		1 JUN 2005				
97	DAL SASSO Davide	F		13 FEB 1997				
				Team Total				

Head Coach: RIGONI Luca

ITA		
PR	ARG	7 AUG
PR	FRA	8 AUG
PR	CZE	9 AUG

ARG - Argentina

No.	Name	Pos.	MP	Date of Birth	Goals	Ass.	Pts.	PIM
1	MAZZAFERRO Adriano	GK		25 FEB 1998				
31	LOPEZ SILVA Gaspar	GK		20 NOV 2002				
9	BARRA Felipe	F		10 MAR 2003				
11	HAIEK Owen	F		10 NOV 1999				
12	INSUA Hernan	D		14 NOV 1990				
14	IRISARRI Rodrigo	F		28 AUG 1990				
20	ECHEVARRIA Sebastian Andres	F		29 NOV 1986				
22	BELTRAMI Gonzalo	D		22 MAR 1995				
24	PORTABELLA FAZIO Ignacio (C)	D		24 JAN 1987				
36	MARENGO Agustin	D		23 DEC 1979				
47	LOPEZ SILVA Mateo	F		20 NOV 2002				
75	BUSTOS Sebastian	D		9 AUG 1987				
88	CURRENTI Felipe	F		15 OCT 2003				
92	BAEZA Martin	D		29 NOV 2001				
				Team Total				

Head Coach: MARENGO Sebastian

ARG		
PR	ITA	7 AUG
PR	CZE	8 AUG
PR	FRA	9 AUG

Legend:

(C)	Captain	Ass.	Assists	CL	Classification	D	Defender	F	Forward	GK	Goalkeeper
MP	Matches Played	No.	Number	PIM	Penalty in Minutes	Pos.	Playing Position	PR	Preliminary Round	Pts.	Points



Results

Game No: 4

ITA 9 vs 0 ARG (4-0, 5-0)

Referees:

FRIBERG Johan Oskar (SWE) / VESELY Tomas (CZE)

ITA - Italy

No.	Name	Pos.	G/S	Ass.	Pts.	PIM
5	CAMPULLA Lorenzo	D	1/3	2	3	
10	MASIERO Giacomo	F	1/2		1	
17	BARSANTI Matteo	D	1/1		1	
24	EDERLE Pietro	D	1/2		1	2
25	BELLINI Andrea (C)	D		1	1	
46	CAMPULLA Francesco	D	1/1	1	2	
59	LETTERA Alessio	F	1/5	1	2	4
71	DAL BEN Riccardo	F	0/3	1	1	
85	FERRARI Emanuele	F	2/2		2	
88	ROSSETTO Alessandro	F	0/1			
97	DAL SASSO Davide	F	1/5	1	2	
1	MAI Mattia	GK				
49	FACCHINETTI Daniele	GK				
Totals			9/25	7	16	6

Head Coach: RIGONI Luca

ARG - Argentina

No.	Name	Pos.	G/S	Ass.	Pts.	PIM
9	BARRA Felipe	F	0/1			
11	HAIEK Owen	F	0/5			4
12	INSUA Hernan	D	0/2			2
14	IRISARRI Rodrigo	F				
20	ECHEVARRIA Sebastian Andres	F				2
22	BELTRAMI Gonzalo	D				
24	PORTABELLA FAZIO Ignacio (C)	D				2
36	MARENGO Agustin	D				
47	LOPEZ SILVA Mateo	F	0/1			
75	BUSTOS Sebastian	D	0/1			2
88	CURRENTI Felipe	F				
92	BAEZA Martin	D				
1	MAZZAFERRO Adriano	GK				
31	LOPEZ SILVA Gaspar	GK				
Totals			0/10			12

Head Coach: MARENGO Sebastian

Goalkeepers	S/S	%	Time Played
1 MAI Mattia	5/5	100.00	20:00
49 FACCHINETTI Daniele	5/5	100.00	20:00

Goalkeepers	S/S	%	Time Played
1 MAZZAFERRO Adriano			
31 LOPEZ SILVA Gaspar	16/25	64.00	35:17

Time	Action	ITA - Italy	Score	ARG - Argentina
1st Half				
20:00	GK	1 MAI M Goalkeeper		
20:00	GK			31 LOPEZ SILVA G Goalkeeper
19:01	Goal	97 DAL SASSO D	1 - 0	
15:14	Goal	59 LETTERA A	2 - 0	
13:26	Goal	17 BARSANTI M Ass.: 25 BELLINI A	3 - 0	
12:17	Goal	24 EDERLE P Ass.: 71 DAL BEN R	4 - 0	
8:24	Penalty			24 PORTABELLA FAZIO I Minor (2min) - Tripping
4:43	GK			31 LOPEZ SILVA G -Out In
4:32	Penalty	59 LETTERA A Minor (2min) - Throwing Stick		
4:32	GK			
2nd Half				
20:00	GK	49 FACCHINETTI D Goalkeeper		
20:00	GK			31 LOPEZ SILVA G Goalkeeper
17:12	Penalty			75 BUSTOS S Minor (2min) - Tripping
16:26	Goal	10 MASIERO G Ass.: 5 CAMPULLA L	5 - 0	
14:11	Penalty			11 HAIEK O Minor (2min) - Tripping
11:52	Penalty	59 LETTERA A Minor (2min) - Roughing		
11:52	Penalty			12 INSUA H Minor (2min) - Interference
7:19	Penalty			11 HAIEK O Minor (2min) - Interference
6:16	Goal	85 FERRARI E Ass.: 97 DAL SASSO D	6 - 0	
3:55	Goal	85 FERRARI E Ass.: 59 LETTERA A	7 - 0	
2:24	Goal	46 CAMPULLA F Ass.: 5 CAMPULLA L	8 - 0	
1:26	Penalty	24 EDERLE P Minor (2min) - Interference		
0:56	Penalty			20 ECHEVARRIA SA Minor (2min) - Tripping
0:10	Goal	5 CAMPULLA L Ass.: 46 CAMPULLA F	9 - 0	

Legend:

(C)	Captain	%	Efficiency	Ass.	Assists	D	Defender	F	Forward
G/S	Goals/Shots on Goal	GK	Goalkeeper	No.	Number	PIM	Penalty in Minutes	Pos.	Playing Position
PS	Penalty Shot	Pts.	Points	S/S	Saves/Shots on Goal				



Start List

Game No: 6

FRA vs ITA

Referees:

VESELY Tomas (CZE) / FRIBERG Johan Oskar (SWE)

FRA - France

No.	Name	Pos.	MP	Date of Birth	Goals	Ass.	Pts.	PIM
10	GRICOURT Leo	GK	1	10 MAY 1998				
33	CHAUMET Bastien	GK	1	26 NOV 1997				
3	FAUCHERAND Theo	D	1	16 JAN 2000				2
6	FARMER Illan	F	1	1 JUN 1999	1		1	
9	KERKHOVE Joan	F	1	9 JUN 1998				
11	GODANO Marius	F	1	24 JAN 1998				
16	ROMANAZ Adrien	D	1	16 SEP 2006		1	1	
18	LEVILLAIN Florian	F	1	24 MAY 1992				
19	ALLO Louis	F	1	10 SEP 2002				
36	RAYAPIN Antoine	D	1	2 SEP 1994				
44	MAHIEU Matteo	D	1	7 SEP 2002				
60	GONZALEZ Valentin	F	1	23 FEB 2000				2
70	LANGLOIS Maxime (C)	D	1	7 JAN 1994				
78	CANDELLIER Matheo	D	1	12 AUG 2002				
Team Total					1	1	2	4

Head Coach: TIJOU Geoffroy

FRA		
PR	CZE	1-2
PR	ITA	8 AUG
PR	ARG	9 AUG

ITA - Italy

No.	Name	Pos.	MP	Date of Birth	Goals	Ass.	Pts.	PIM
1	MAI Mattia	GK	1	31 JAN 1989				
49	FACCHINETTI Daniele	GK	1	27 MAR 1992				
5	CAMPULLA Lorenzo	D	1	17 NOV 2005	1	2	3	
10	MASIERO Giacomo	F	1	26 MAY 2004	1		1	
17	BARSANTI Matteo	D	1	24 DEC 1993	1		1	
24	EDERLE Pietro	D	1	27 NOV 1998	1		1	2
25	BELLINI Andrea (C)	D	1	3 NOV 1995		1	1	
46	CAMPULLA Francesco	D	1	26 SEP 2000	1	1	2	
59	LETTERA Alessio	F	1	12 MAY 1997	1	1	2	4
71	DAL BEN Riccardo	F	1	31 MAR 1998		1	1	
85	FERRARI Emanuele	F	1	23 JUL 1996	2		2	
88	ROSSETTO Alessandro	F	1	1 JUN 2005				
97	DAL SASSO Davide	F	1	13 FEB 1997	1	1	2	
Team Total					9	7	16	6

Head Coach: RIGONI Luca

ITA		
PR	ARG	9-0
PR	FRA	8 AUG
PR	CZE	9 AUG

Legend:											
(C)	Captain	Ass.	Assists	CL	Classification	D	Defender	F	Forward	GK	Goalkeeper
MP	Matches Played	No.	Number	PIM	Penalty in Minutes	Pos.	Playing Position	PR	Preliminary Round	Pts.	Points



Results

Game No: 6

FRA 4 vs 3 ITA (3-1, 1-2)

Referees:

VESELY Tomas (CZE) / FRIBERG Johan Oskar (SWE)

FRA - France

No.	Name	Pos.	G/S	Ass.	Pts.	PIM
3	FAUCHERAND Theo	D	1/4	1	2	2
6	FARMER Illan	F	0/1			
9	KERKHOVE Joan	F	0/3			
11	GODANO Marius	F	0/1			
16	ROMANAZ Adrien	D	0/3			2
18	LEVILLAIN Florian	F	0/2			
19	ALLO Louis	F				
36	RAYAPIN Antoine	D				
44	MAHIEU Matteo	D	0/1			
60	GONZALEZ Valentin	F	1/1	1	2	
70	LANGLOIS Maxime (C)	D	1/4	1	2	2
78	CANDELLIER Matheo	D	1/4		1	2
10	GRICOURT Leo	GK				
33	CHAUMET Bastien	GK				
Totals			4/24	3	7	8

Head Coach: TIJOU Geoffroy

ITA - Italy

No.	Name	Pos.	G/S	Ass.	Pts.	PIM
5	CAMPULLA Lorenzo	D	0/2	1	1	
10	MASIERO Giacomo	F	0/1			
17	BARSANTI Matteo	D	1/2		1	4
24	EDERLE Pietro	D				
25	BELLINI Andrea (C)	D				2
46	CAMPULLA Francesco	D				
59	LETTERA Alessio	F	0/4	2	2	4
71	DAL BEN Riccardo	F				
85	FERRARI Emanuele	F	0/1			
88	ROSSETTO Alessandro	F	1/2		1	
97	DAL SASSO Davide	F	1/2		1	2
1	MAI Mattia	GK				
49	FACCHINETTI Daniele	GK				
Totals			3/14	3	6	12

Head Coach: RIGONI Luca

Goalkeepers	S/S	%	Time Played
10 GRICOURT Leo			
33 CHAUMET Bastien	11/14	78.57	39:22

Goalkeepers	S/S	%	Time Played
1 MAI Mattia	20/24	83.33	39:08
49 FACCHINETTI Daniele			

Time	Action	FRA - France	Score	ITA - Italy
1st Half				
20:00	GK	33 CHAUMET B Goalkeeper		
20:00	GK			1 MAI M Goalkeeper
14:05	Goal	3 FAUCHERAND T Ass.: 60 GONZALEZ V	1 - 0	
11:45	Goal	60 GONZALEZ V	2 - 0	
9:43	Penalty			17 BARSANTI M Minor (2min) - Interference
8:20	Penalty	70 LANGLOIS M Minor (2min) - Tripping		
3:10	Penalty			59 LETTERA A Minor (2min) - Cross-Checking
2:52	Goal	78 CANDELLIER M Ass.: 70 LANGLOIS M	3 - 0	
2:03	Penalty	3 FAUCHERAND T Minor (2min) - Hooking		
1:54	Penalty			25 BELLINI A Minor (2min) - Roughing
0:00	Goal		3 - 1	97 DAL SASSO D Ass.: 59 LETTERA A
2nd Half				
20:00	GK	33 CHAUMET B Goalkeeper		
20:00	GK			1 MAI M Goalkeeper
12:50	Penalty	78 CANDELLIER M Minor (2min) - Slashing		
11:26	Goal		3 - 2	88 ROSSETTO A Ass.: 5 CAMPULLA L
9:47	Goal		3 - 3	17 BARSANTI M Ass.: 59 LETTERA A
9:26	Penalty	16 ROMANAZ A Minor (2min) - Slashing		
9:26	Penalty			17 BARSANTI M Minor (2min) - Roughing
8:28	GK	33 CHAUMET B -Out In		
7:50	GK	33 CHAUMET B Goalkeeper		
7:38	Penalty			59 LETTERA A Minor (2min) - Interference
7:22	Goal	70 LANGLOIS M Ass.: 3 FAUCHERAND T	4 - 3	
0:59	GK			1 MAI M -Out In
0:07	GK			1 MAI M Goalkeeper
0:07	Penalty			97 DAL SASSO D Minor (2min) - Boarding

Legend:

(C)	Captain	%	Efficiency	Ass.	Assists	D	Defender	F	Forward
G/S	Goals/Shots on Goal	GK	Goalkeeper	No.	Number	PIM	Penalty in Minutes	Pos.	Playing Position
PS	Penalty Shot	Pts.	Points	S/S	Saves/Shots on Goal				



Start List

Game No: 7

ARG vs CZE

Referees:

TARK Sung Hyun (KOR) / WATT Colin Joel (CAN)

ARG - Argentina

No.	Name	Pos.	MP	Date of Birth	Goals	Ass.	Pts.	PIM
1	MAZZAFERRO Adriano	GK	1	25 FEB 1998				
31	LOPEZ SILVA Gaspar	GK	1	20 NOV 2002				
9	BARRA Felipe	F	1	10 MAR 2003				
11	HAIEK Owen	F	1	10 NOV 1999				4
12	INSUA Hernan	D	1	14 NOV 1990				2
14	IRISARRI Rodrigo	F	1	28 AUG 1990				
20	ECHEVARRIA Sebastian Andres	F	1	29 NOV 1986				2
22	BELTRAMI Gonzalo	D	1	22 MAR 1995				
24	PORTABELLA FAZIO Ignacio (C)	D	1	24 JAN 1987				2
36	MARENGO Agustin	D	1	23 DEC 1979				
47	LOPEZ SILVA Mateo	F	1	20 NOV 2002				
75	BUSTOS Sebastian	D	1	9 AUG 1987				2
88	CURRENTI Felipe	F	1	15 OCT 2003				
92	BAEZA Martin	D	1	29 NOV 2001				
				Team Total				12

Head Coach: MARENGO Sebastian

ARG		
PR	ITA	0-9
PR	CZE	8 AUG
PR	FRA	9 AUG

CZE - Czechia

No.	Name	Pos.	MP	Date of Birth	Goals	Ass.	Pts.	PIM
31	MATOUSEK Jiri	GK	1	11 FEB 1999				
41	BRABEC Daniel	GK	1	8 MAY 1993				
9	CIK Jakub	F	1	25 JUL 1988				
12	ZBORIL Mikulas	D	1	30 MAY 1994				
13	STRYCEK Pavel (C)	D	1	13 JAN 1983				
14	BERNAD Jakub	D	1	24 APR 1991		1	1	
19	SKOLOUD Petr	F	1	29 JUN 1994				
24	ANDRYSEK Jan	F	1	5 SEP 1994				
42	SEBEK Patrik	D	1	12 JUL 1983				
74	VYORAL Jan	D	1	9 MAY 1996	1		1	
77	SKOUPY Mikulas	F	1	23 OCT 2004		1	1	
78	LOSKOT Marek	F	1	25 JUL 1989	1		1	
91	NOVAK Jakub	F	1	21 SEP 1993				
93	NOVAK Lukas	D	1	21 SEP 1993				
				Team Total	2	2	4	

Head Coach: MECERA Martin

CZE		
PR	FRA	2-1
PR	ARG	8 AUG
PR	ITA	9 AUG

Legend:											
(C)	Captain	Ass.	Assists	CL	Classification	D	Defender	F	Forward	GK	Goalkeeper
MP	Matches Played	No.	Number	PIM	Penalty in Minutes	Pos.	Playing Position	PR	Preliminary Round	Pts.	Points



Results

Game No: 7

ARG 0 vs 7 CZE (0-2, 0-5)

Referees:

TARK Sung Hyun (KOR) / WATT Colin Joel (CAN)

ARG - Argentina

No.	Name	Pos.	G/S	Ass.	Pts.	PIM
9	BARRA Felipe	F				
11	HAIEK Owen	F	0/8			2
12	INSUA Hernan	D				
14	IRISARRI Rodrigo	F	0/2			
20	ECHEVARRIA Sebastian Andres	F				
22	BELTRAMI Gonzalo	D				
24	PORTABELLA FAZIO Ignacio (C)	D				
36	MARENGO Agustin	D				
47	LOPEZ SILVA Mateo	F	0/1			
75	BUSTOS Sebastian	D	0/3			
88	CURRENTI Felipe	F				
92	BAEZA Martin	D				
1	MAZZAFERRO Adriano	GK				
31	LOPEZ SILVA Gaspar	GK				
Totals			0/14			2
Head Coach: MARENGO Sebastian						

CZE - Czechia

No.	Name	Pos.	G/S	Ass.	Pts.	PIM
9	CIK Jakub	F				
12	ZBORIL Mikulas	D				
13	STRYCEK Pavel (C)	D	1/1	1	2	
14	BERNAD Jakub	D	0/2			2
19	SKOLOUD Petr	F	1/6	1	2	2
24	ANDRYSEK Jan	F	1/1	1	2	
42	SEBEK Patrik	D				
74	VYORAL Jan	D	1/3		1	
77	SKOUPY Mikulas	F	1/6	1	2	
78	LOSKOT Marek	F	1/6	1	2	
91	NOVAK Jakub	F	0/2	1	1	
93	NOVAK Lukas	D	1/3		1	
31	MATOUSEK Jiri	GK				
41	BRABEC Daniel	GK				
Totals			7/30	6	13	4
Head Coach: MECERA Martin						

Goalkeepers	S/S	%	Time Played
1 MAZZAFERRO Adriano	23/30	76.67	38:44
31 LOPEZ SILVA Gaspar			

Goalkeepers	S/S	%	Time Played
31 MATOUSEK Jiri	14/14	100.00	40:00
41 BRABEC Daniel			

Time	Action	ARG - Argentina	Score	CZE - Czechia
1st Half				
20:00	GK	1 MAZZAFERRO A Goalkeeper		
20:00	GK			31 MATOUSEK J Goalkeeper
16:39	Goal		0 - 1	19 SKOLOUD P Ass.: 78 LOSKOT M
13:00	Penalty			14 BERNAD J Minor (2min) - Cross-Checking
7:20	Goal		0 - 2	13 STRYCEK P
2nd Half				
20:00	GK	1 MAZZAFERRO A Goalkeeper		
20:00	GK			31 MATOUSEK J Goalkeeper
17:56	Goal		0 - 3	74 VYORAL J Ass.: 13 STRYCEK P
14:29	Goal		0 - 4	24 ANDRYSEK J Ass.: 77 SKOUPY M
12:00	Goal		0 - 5	93 NOVAK L Ass.: 91 NOVAK J
10:20	Goal		0 - 6	78 LOSKOT M Ass.: 19 SKOLOUD P
8:24	Goal		0 - 7	77 SKOUPY M Ass.: 24 ANDRYSEK J
7:43	GK	1 MAZZAFERRO A -Out In		
6:27	GK	1 MAZZAFERRO A Goalkeeper		
6:27	Penalty			19 SKOLOUD P Minor (2min) - Slashing
5:14	Penalty	11 HAIEK O Minor (2min) - Holding		

Legend:

(C)	Captain	%	Efficiency	Ass.	Assists	D	Defender	F	Forward
G/S	Goals/Shots on Goal	GK	Goalkeeper	No.	Number	PIM	Penalty in Minutes	Pos.	Playing Position
PS	Penalty Shot	Pts.	Points	S/S	Saves/Shots on Goal				



Start List

Game No: 9

CZE vs ITA

Referees:

FRIBERG Johan Oskar (SWE) / WATT Colin Joel (CAN)

CZE - Czechia

No.	Name	Pos.	MP	Date of Birth	Goals	Ass.	Pts.	PIM
31	MATOUSEK Jiri	GK	2	11 FEB 1999				
41	BRABEC Daniel	GK	2	8 MAY 1993				
9	CIK Jakub	F	2	25 JUL 1988				
12	ZBORIL Mikulas	D	2	30 MAY 1994				
13	STRYCEK Pavel (C)	D	2	13 JAN 1983	1	1	2	
14	BERNAD Jakub	D	2	24 APR 1991		1	1	2
19	SKOLOUD Petr	F	2	29 JUN 1994	1	1	2	2
24	ANDRYSEK Jan	F	2	5 SEP 1994	1	1	2	
42	SEBEK Patrik	D	2	12 JUL 1983				
74	VYORAL Jan	D	2	9 MAY 1996	2		2	
77	SKOUPY Mikulas	F	2	23 OCT 2004	1	2	3	
78	LOSKOT Marek	F	2	25 JUL 1989	2	1	3	
91	NOVAK Jakub	F	2	21 SEP 1993		1	1	
93	NOVAK Lukas	D	2	21 SEP 1993	1		1	
				Team Total	9	8	17	4

Head Coach: MECERA Martin

CZE		
PR	FRA	2-1
PR	ARG	7-0
PR	ITA	9 AUG

ITA - Italy

No.	Name	Pos.	MP	Date of Birth	Goals	Ass.	Pts.	PIM
1	MAI Mattia	GK	2	31 JAN 1989				
49	FACCHINETTI Daniele	GK	2	27 MAR 1992				
5	CAMPULLA Lorenzo	D	2	17 NOV 2005	1	3	4	
10	MASIERO Giacomo	F	2	26 MAY 2004	1		1	
17	BARSANTI Matteo	D	2	24 DEC 1993	2		2	4
24	EDERLE Pietro	D	2	27 NOV 1998	1		1	2
25	BELLINI Andrea (C)	D	2	3 NOV 1995		1	1	2
46	CAMPULLA Francesco	D	2	26 SEP 2000	1	1	2	
59	LETTERA Alessio	F	2	12 MAY 1997	1	3	4	8
71	DAL BEN Riccardo	F	2	31 MAR 1998		1	1	
85	FERRARI Emanuele	F	2	23 JUL 1996	2		2	
88	ROSSETTO Alessandro	F	2	1 JUN 2005	1		1	
97	DAL SASSO Davide	F	2	13 FEB 1997	2	1	3	2
				Team Total	12	10	22	18

Head Coach: RIGONI Luca

ITA		
PR	ARG	9-0
PR	FRA	3-4
PR	CZE	9 AUG

Legend:

(C)	Captain	Ass.	Assists	CL	Classification	D	Defender	F	Forward	GK	Goalkeeper
MP	Matches Played	No.	Number	PIM	Penalty in Minutes	Pos.	Playing Position	PR	Preliminary Round	Pts.	Points



Results

Game No: 9

CZE 3 vs 2 ITA (1-1, 2-1)

Referees:

FRIBERG Johan Oskar (SWE) / WATT Colin Joel (CAN)

CZE - Czechia

No.	Name	Pos.	G/S	Ass.	Pts.	PIM
9	CIK Jakub	F	1/4		1	
12	ZBORIL Mikulas	D	0/3			
13	STRYCEK Pavel (C)	D				
14	BERNAD Jakub	D	0/3			
19	SKOLOUD Petr	F	1/3	1	2	2
24	ANDRYSEK Jan	F	0/2			
42	SEBEK Patrik	D	0/2	1	1	
74	VYORAL Jan	D	0/3			
77	SKOUPY Mikulas	F	0/1			
78	LOSKOT Marek	F	1/3	1	2	
91	NOVAK Jakub	F	0/5			
93	NOVAK Lukas	D				
31	MATOUSEK Jiri	GK				
41	BRABEC Daniel	GK				
Totals			3/29	3	6	2

Head Coach: MECERA Martin

ITA - Italy

No.	Name	Pos.	G/S	Ass.	Pts.	PIM
5	CAMPULLA Lorenzo	D	0/2			2
10	MASIERO Giacomo	F	0/1			
17	BARSANTI Matteo	D	0/3	1	1	4
24	EDERLE Pietro	D				
25	BELLINI Andrea (C)	D	0/2			2
46	CAMPULLA Francesco	D				
59	LETTERA Alessio	F	1/1		1	2
71	DAL BEN Riccardo	F				
85	FERRARI Emanuele	F	0/3	1	1	
88	ROSSETTO Alessandro	F	0/1			
97	DAL SASSO Davide	F	1/3		1	
1	MAI Mattia	GK				
49	FACCHINETTI Daniele	GK				
Totals			2/16	2	4	10

Head Coach: RIGONI Luca

Goalkeepers	S/S	%	Time Played
31 MATOUSEK Jiri			
41 BRABEC Daniel	14/16	87.50	39:37

Goalkeepers	S/S	%	Time Played
1 MAI Mattia			
49 FACCHINETTI Daniele	26/29	89.66	40:00

Time	Action	CZE - Czechia			Score	ITA - Italy	
1st Half							
20:00	GK	41	BRABEC D	Goalkeeper			
20:00	GK					49	FACCHINETTI D
16:41	Penalty					25	BELLINI A
15:22	Goal	78	LOSKOT M	Ass.: 19 SKOLOUD P	1 - 0		Minor (2min) - Holding
8:52	Goal				1 - 1	59	LETTERA A
7:38	Penalty					59	LETTERA A
2nd Half							
20:00	GK	41	BRABEC D	Goalkeeper			
20:00	GK					49	FACCHINETTI D
14:53	Goal	9	CIK J	Ass.: 42 SEBEK P	2 - 1		
12:45	Penalty	19	SKOLOUD P	Minor (2min) - Hooking			
10:48	Goal				2 - 2	97	DAL SASSO D
8:08	Penalty					17	BARSANTI M
1:35	GK	41	BRABEC D -Out	In			
1:12	Penalty					17	BARSANTI M
1:12	GK	41	BRABEC D	Goalkeeper			Minor (2min) - Hooking
0:00	Goal	19	SKOLOUD P	Ass.: 78 LOSKOT M	3 - 2		
0:00	Penalty					5	CAMPULLA L
							Minor (2min) - Cross-Checking

Legend:

(C)	Captain	%	Efficiency	Ass.	Assists	D	Defender	F	Forward
G/S	Goals/Shots on Goal	GK	Goalkeeper	No.	Number	PIM	Penalty in Minutes	Pos.	Playing Position
PS	Penalty Shot	Pts.	Points	S/S	Saves/Shots on Goal				



Start List

Game No: 10

ARG vs FRA

Referees:

VESELY Tomas (CZE) / GRANDINI Alberto (ITA)

ARG - Argentina

No.	Name	Pos.	MP	Date of Birth	Goals	Ass.	Pts.	PIM
1	MAZZAFERRO Adriano	GK	2	25 FEB 1998				
31	LOPEZ SILVA Gaspar	GK	2	20 NOV 2002				
9	BARRA Felipe	F	2	10 MAR 2003				
11	HAIEK Owen	F	2	10 NOV 1999				6
12	INSUA Hernan	D	2	14 NOV 1990				2
14	IRISARRI Rodrigo	F	2	28 AUG 1990				
20	ECHEVARRIA Sebastian Andres	F	2	29 NOV 1986				2
22	BELTRAMI Gonzalo	D	2	22 MAR 1995				
24	PORTABELLA FAZIO Ignacio (C)	D	2	24 JAN 1987				2
36	MARENGO Agustin	D	2	23 DEC 1979				
47	LOPEZ SILVA Mateo	F	2	20 NOV 2002				
75	BUSTOS Sebastian	D	2	9 AUG 1987				2
88	CURRENTI Felipe	F	2	15 OCT 2003				
92	BAEZA Martin	D	2	29 NOV 2001				
				Team Total				14

Head Coach: MARENGO Sebastian

ARG		
PR	ITA	0-9
PR	CZE	0-7
PR	FRA	9 AUG

FRA - France

No.	Name	Pos.	MP	Date of Birth	Goals	Ass.	Pts.	PIM
10	GRICOURT Leo	GK	2	10 MAY 1998				
33	CHAUMET Bastien	GK	2	26 NOV 1997				
3	FAUCHERAND Theo	D	2	16 JAN 2000	1	1	2	4
6	FARMER Illan	F	2	1 JUN 1999	1		1	
9	KERKHOVE Joan	F	2	9 JUN 1998				
11	GODANO Marius	F	2	24 JAN 1998				
16	ROMANAZ Adrien	D	2	16 SEP 2006		1	1	2
18	LEVILLAIN Florian	F	2	24 MAY 1992				
19	ALLO Louis	F	2	10 SEP 2002				
36	RAYAPIN Antoine	D	2	2 SEP 1994				
44	MAHIEU Matteo	D	2	7 SEP 2002				
60	GONZALEZ Valentin	F	2	23 FEB 2000	1	1	2	2
70	LANGLOIS Maxime (C)	D	2	7 JAN 1994	1	1	2	2
78	CANDELLIER Mattheo	D	2	12 AUG 2002	1		1	2
				Team Total	5	4	9	12

Head Coach: TIJOU Geoffroy

FRA		
PR	CZE	1-2
PR	ITA	4-3
PR	ARG	9 AUG

Legend:

(C)	Captain	Ass.	Assists	CL	Classification	D	Defender	F	Forward	GK	Goalkeeper
MP	Matches Played	No.	Number	PIM	Penalty in Minutes	Pos.	Playing Position	PR	Preliminary Round	Pts.	Points



Results

Game No: 10

ARG 1 vs 2 FRA (1-1, 0-0, 0-0, 0-1)

Referees:

VESELY Tomas (CZE) / GRANDINI Alberto (ITA)

ARG - Argentina

No.	Name	Pos.	G/S	Ass.	Pts.	PIM
9	BARRA Felipe	F				
11	HAIEK Owen	F	1/3		1	2
12	INSUA Hernan	D	0/3			
14	IRISARRI Rodrigo	F	0/2			
20	ECHEVARRIA Sebastian Andres	F	0/3			
22	BELTRAMI Gonzalo	D				
24	PORTABELLA FAZIO Ignacio (C)	D				
36	MARENGO Agustin	D				
47	LOPEZ SILVA Mateo	F				
75	BUSTOS Sebastian	D		1	1	
88	CURRENTI Felipe	F				
92	BAEZA Martin	D				
1	MAZZAFERRO Adriano	GK				
31	LOPEZ SILVA Gaspar	GK				
Totals			1/12	1	2	2
Head Coach: MARENGO Sebastian						

FRA - France

No.	Name	Pos.	G/S	Ass.	Pts.	PIM
3	FAUCHERAND Theo	D	0/4	1	1	
6	FARMER Illan	F	0/6			
9	KERKHOVE Joan	F	0/2			
11	GODANO Marius	F	0/2			
16	ROMANAZ Adrien	D	0/1			
18	LEVILLAIN Florian	F	0/3			
19	ALLO Louis	F				
36	RAYAPIN Antoine	D	0/3			
44	MAHIEU Matteo	D	0/3			
60	GONZALEZ Valentin	F	1/4		1	2
70	LANGLOIS Maxime (C)	D	0/3			
78	CANDELLIER Matheo	D	0/2			
10	GRICOURT Leo	GK				
33	CHAUMET Bastien	GK				
Totals			1/33	1	2	2
Head Coach: TIJOU Geoffroy						

Goalkeepers	S/S	%	Time Played
1 MAZZAFERRO Adriano			
31 LOPEZ SILVA Gaspar	32/33	96.97	44:58

Goalkeepers	S/S	%	Time Played
10 GRICOURT Leo	11/12	91.67	44:58
33 CHAUMET Bastien			

Time	Action	ARG - Argentina	Score	FRA - France
1st Half				
20:00	GK	31 LOPEZ SILVA G Goalkeeper		
20:00	GK			10 GRICOURT L Goalkeeper
16:30	Penalty			60 GONZALEZ V Minor (2min) - Boarding
14:29	Goal	11 HAIEK O Ass.: 75 BUSTOS S	1 - 0	
10:18	Penalty	11 HAIEK O Minor (2min) - Slashing		
10:02	Goal		1 - 1	60 GONZALEZ V Ass.: 3 FAUCHERAND T
2nd Half				
20:00	GK	31 LOPEZ SILVA G Goalkeeper		
20:00	GK			10 GRICOURT L Goalkeeper
Over Time				
5:00	GK	31 LOPEZ SILVA G Goalkeeper		
5:00	GK			10 GRICOURT L Goalkeeper
Shootout				
	GK	31 LOPEZ SILVA G Goalkeeper		
	GK			10 GRICOURT L Goalkeeper
	PS		0 - 1	3 FAUCHERAND T Penalty Goal
	PS	14 IRISARRI R Penalty Goal	1 - 1	
	PS		1 - 2	9 KERKHOVE J Penalty Goal
	PS	11 HAIEK O Penalty Shot saved		
	PS			78 CANDELLIER M Penalty Shot saved
	PS	36 MARENGO A Penalty Shot saved		

Legend:

(C)	Captain	%	Efficiency	Ass.	Assists	D	Defender	F	Forward
G/S	Goals/Shots on Goal	GK	Goalkeeper	No.	Number	PIM	Penalty in Minutes	Pos.	Playing Position
PS	Penalty Shot	Pts.	Points	S/S	Saves/Shots on Goal				



Start List

Game No: 2

NAM vs TPE

Referees:

GRANDINI Alberto (ITA) / VESELY Tomas (CZE)

NAM - Namibia

No.	Name	Pos.	MP	Date of Birth	Goals	Ass.	Pts.	PIM
3	VAN DER PLAS Arian	GK		3 JUN 2003				
58	ZEFERINU Josef	GK		26 SEP 2004				
8	BORSTLAP Theodor	F		23 MAR 2007				
21	COETZEE Christiaan (C)	D		23 JUL 2003				
22	LUCKS Anko	F		5 MAR 2002				
34	VAN DER MERWE Abe	F		21 OCT 2008				
36	WIRTZ Alex	D		12 DEC 2001				
45	SIMPSON Keanan	F		22 MAY 2005				
51	COETZEE Williem	F		9 MAR 2005				
55	HILBERT Valerik	D		5 DEC 2004				
57	ZEFERINU Josua Shatipamba	F		26 SEP 2004				
68	VAN DER PLAS Wim	D		22 NOV 2000				
72	LIECHTI Sean	D		17 APR 2003				
95	ROTTCHER Amandus Mathias	D		8 JUL 2002				
				Team Total				

Head Coach: SCHMIDT Nadia

NAM		
PR	TPE	7 AUG
PR	CHN	8 AUG
PR	USA	9 AUG

TPE - Chinese Taipei

No.	Name	Pos.	MP	Date of Birth	Goals	Ass.	Pts.	PIM
20	HUANG Sheng-Chun	GK		4 MAY 1999				
99	CHANG Lai-Yu	GK		14 NOV 2002				
3	YANG Ho-Cheng	F		3 DEC 2004				
7	WANG Tzu-Wei	D		10 FEB 1999				
9	CHAO Yu-Hsiang (C)	D		26 SEP 2003				
12	WU Yu-Chen	F		11 SEP 2002				
14	LAI Pin-Ru	D		3 JUL 2005				
17	LIN Chih-Han	D		23 JUL 2007				
18	KUO Cheng-Yu	D		2 NOV 2004				
22	LIU Chien-Yu	F		12 DEC 2003				
24	LIN Jui-Yu	D		24 JUN 2004				
29	WU Bo-Wei	F		28 FEB 2004				
32	LIN Yi-Kuan	F		11 OCT 2004				
69	CHIEN Chun-Hsien	F		13 DEC 2006				
				Team Total				

Head Coach: LIN Hung-Ju

TPE		
PR	NAM	7 AUG
PR	USA	8 AUG
PR	CHN	9 AUG

Legend:											
(C)	Captain	Ass.	Assists	CL	Classification	D	Defender	F	Forward	GK	Goalkeeper
MP	Matches Played	No.	Number	PIM	Penalty in Minutes	Pos.	Playing Position	PR	Preliminary Round	Pts.	Points



Results

Game No: 2

NAM 4 vs 3 TPE (1-3, 3-0)

Referees:

GRANDINI Alberto (ITA) / VESELY Tomas (CZE)

NAM - Namibia

No.	Name	Pos.	G/S	Ass.	Pts.	PIM
8	BORSTLAP Theodor	F	0/4	1	1	
21	COETZEE Christiaan (C)	D	2/8		2	
22	LUCKS Anko	F				
34	VAN DER MERWE Abe	F	0/2			
36	WIRTZ Alex	D				
45	SIMPSON Keanan	F	2/4		2	
51	COETZEE Williem	F	0/4			
55	HILBERT Valerik	D	0/2			
57	ZEFERINU Josua Shatipamba	F				
68	VAN DER PLAS Wim	D	0/3	1	1	
72	LIECHTI Sean	D				
95	ROTTCHER Amandus Mathias	D	0/3	1	1	
3	VAN DER PLAS Arian	GK				
58	ZEFERINU Josef	GK				
Totals			4/30	3	7	
Head Coach: SCHMIDT Nadia						

TPE - Chinese Taipei

No.	Name	Pos.	G/S	Ass.	Pts.	PIM
3	YANG Ho-Cheng	F				
7	WANG Tzu-Wei	D				
9	CHAO Yu-Hsiang (C)	D	1/1		1	2
12	WU Yu-Chen	F				
14	LAI Pin-Ru	D				2
17	LIN Chih-Han	D				
18	KUO Cheng-Yu	D	1/1	2	3	
22	LIU Chien-Yu	F	1/2		1	
24	LIN Jui-Yu	D				
29	WU Bo-Wei	F	0/4			
32	LIN Yi-Kuan	F				
69	CHIEN Chun-Hsien	F				
20	HUANG Sheng-Chun	GK				
99	CHANG Lai-Yu	GK				
Totals			3/8	2	5	4
Head Coach: LIN Hung-Ju						

Goalkeepers	S/S	%	Time Played
3 VAN DER PLAS Arian	5/8	62.50	40:00
58 ZEFERINU Josef			

Goalkeepers	S/S	%	Time Played
20 HUANG Sheng-Chun	26/30	86.67	39:25
99 CHANG Lai-Yu			

Time	Action	NAM - Namibia	Score	TPE - Chinese Taipei
1st Half				
20:00	GK	3 van der PLAS A Goalkeeper		
20:00	GK			20 HUANG SC Goalkeeper
18:49	Goal	21 COETZEE C Ass.: 95 ROTTCHER AM	1 - 0	
17:12	Goal		1 - 1	9 CHAO YH Ass.: 18 KUO CY
13:55	Penalty			14 LAI PR Minor (2min) - Interference
11:38	Goal		1 - 2	22 LIU CY Ass.: 18 KUO CY
8:01	Goal		1 - 3	18 KUO CY
2nd Half				
20:00	GK	3 van der PLAS A Goalkeeper		
20:00	GK			20 HUANG SC Goalkeeper
17:58	Penalty			9 CHAO YH Minor (2min) - Tripping
9:07	Goal	45 SIMPSON K Ass.: 68 van der PLAS W	2 - 3	
3:58	Goal	45 SIMPSON K	3 - 3	
3:06	Goal	21 COETZEE C Ass.: 8 BORSTLAP T	4 - 3	
0:35	GK			20 HUANG SC -Out In

Legend:

(C)	Captain	%	Efficiency	Ass.	Assists	D	Defender	F	Forward
G/S	Goals/Shots on Goal	GK	Goalkeeper	No.	Number	PIM	Penalty in Minutes	Pos.	Playing Position
PS	Penalty Shot	Pts.	Points	S/S	Saves/Shots on Goal				



Start List

Game No: 3

USA vs CHN

Referees:

WATT Colin Joel (CAN) / TARK Sung Hyun (KOR)

USA - United States of America

No.	Name	Pos.	MP	Date of Birth	Goals	Ass.	Pts.	PIM
1	PUGLIESE Patrick	GK		20 JUL 1999				
43	JOHNSON Keith	GK		18 DEC 1991				
4	DELLAMORTE Nicholas	F		11 MAR 1999				
7	SAVAGE Scott (C)	D		11 APR 1995				
12	HODGE Corey	D		30 JAN 1992				
16	MARKER Ryan	F		25 FEB 1994				
18	DIMARTINO Joseph	D		2 AUG 1999				
21	VAUGHAN III Charles Roman	F		8 APR 1989				
33	MOONEY Kyle	D		21 JAN 1994				
68	HALVORSEN Maxwell	F		6 MAY 1998				
79	CADIZ JR Jose Anthony	F		19 DEC 1988				
93	PASCALLI William	F		21 MAR 1992				
97	MOONEY Kevin	F		13 OCT 1997				
				Team Total				

Head Coach: BANA FERNANDEZ Julio

USA		
PR	CHN	7 AUG
PR	TPE	8 AUG
PR	NAM	9 AUG

CHN - People's Republic of China

No.	Name	Pos.	MP	Date of Birth	Goals	Ass.	Pts.	PIM
29	AN Jinhao	GK		17 MAR 2009				
31	CHEN Xi	GK		29 JUN 1996				
2	WANG Gang (C)	D		27 APR 1998				
6	ZHUANG Haojie	D		24 SEP 2002				
9	LI Jingtai	D		14 AUG 2004				
10	CHEN Xingnan	F		18 MAR 2003				
11	HOU Meng	D		22 JAN 2007				
18	LIU Chaoyi	F		18 NOV 2003				
23	LI Zhihao	D		12 JUL 2005				
24	TONG Zihao	F		8 DEC 2004				
78	HUANG Yushuo	F		28 JUL 2002				
87	WANG Zichen	F		15 JUN 2009				
96	HU Wenhan	F		16 JUN 2005				
98	FANG Wenhua	D		17 MAY 1994				
				Team Total				

Head Coach: HUANG Huan

CHN		
PR	USA	7 AUG
PR	NAM	8 AUG
PR	TPE	9 AUG

Legend:											
(C)	Captain	Ass.	Assists	CL	Classification	D	Defender	F	Forward	GK	Goalkeeper
MP	Matches Played	No.	Number	PIM	Penalty in Minutes	Pos.	Playing Position	PR	Preliminary Round	Pts.	Points



Results

Game No: 3

USA 20 vs 1 CHN (12-0, 8-1)

Referees:

WATT Colin Joel (CAN) / TARK Sung Hyun (KOR)

USA - United States of America

No.	Name	Pos.	G/S	Ass.	Pts.	PIM
4	DELLAMORTE Nicholas	F	3/7	1	4	2
7	SAVAGE Scott (C)	D	1/3	1	2	
12	HODGE Corey	D	0/1	3	3	
16	MARKER Ryan	F	1/2	1	2	
18	DIMARTINO Joseph	D	0/2	2	2	
21	VAUGHAN III Charles Roman	F	2/6	2	4	
33	MOONEY Kyle	D	2/6	2	4	
68	HALVORSEN Maxwell	F	2/2		2	
79	CADIZ JR Jose Anthony	F	2/4	5	7	
93	PASCALLI William	F	2/2	1	3	
97	MOONEY Kevin	F	5/9	2	7	
1	PUGLIESE Patrick	GK				
43	JOHNSON Keith	GK				
Totals			20/44	20	40	2

Head Coach: BANA FERNANDEZ Julio

CHN - People's Republic of China

No.	Name	Pos.	G/S	Ass.	Pts.	PIM
2	WANG Gang (C)	D	0/3			
6	ZHUANG Haojie	D				2
9	LI Jingtai	D				
10	CHEN Xingnan	F				2
11	HOU Meng	D				
18	LIU Chaoyi	F	1/3		1	
23	LI Zhihao	D	0/4			
24	TONG Zihao	F				
78	HUANG Yushuo	F	0/1			
87	WANG Zichen	F				
96	HU Wenhan	F				
98	FANG Wenhua	D				
29	AN Jinhao	GK				
31	CHEN Xi	GK				
Totals			1/11		1	4

Head Coach: HUANG Huan

Goalkeepers	S/S	%	Time Played
1 PUGLIESE Patrick	5/6	83.33	20:00
43 JOHNSON Keith	5/5	100.00	20:00

Goalkeepers	S/S	%	Time Played
29 AN Jinhao	15/28	53.57	28:22
31 CHEN Xi	9/16	56.25	11:26

Time	Action	USA - United States of America			Score	CHN - People's Republic of China	
1st Half							
20:00	GK	43	JOHNSON K	Goalkeeper			
20:00	GK					29	AN J
19:16	Goal	93	PASCALLI W	Ass.: 4 DELLAMORTE N	1 - 0		
18:51	Penalty					6	ZHUANG H
17:52	Goal	79	CADIZ JR JA	Ass.: 97 MOONEY K	2 - 0		Minor (2min) - Tripping
15:33	Goal	33	MOONEY K	Ass.: 7 SAVAGE S	3 - 0		
14:14	Goal	68	HALVORSEN M	Ass.: 79 CADIZ JR JA	4 - 0		
14:14	GK					29	AN J -Out
12:58	Goal	16	MARKER R	Ass.: 21 VAUGHAN III CR	5 - 0		In 31 CHEN X
12:12	Goal	7	SAVAGE S	Ass.: 18 DIMARTINO J	6 - 0		
11:43	Goal	97	MOONEY K	Ass.: 12 HODGE C	7 - 0		
11:43	GK					31	CHEN X -Out
7:53	Goal	4	DELLAMORTE N	Ass.: 12 HODGE C	8 - 0		In 29 AN J
7:34	Goal	4	DELLAMORTE N	Ass.: 12 HODGE C	9 - 0		
5:26	Goal	97	MOONEY K	Ass.: 79 CADIZ JR JA	10 - 0		
2:29	Goal	79	CADIZ JR JA	Ass.: 18 DIMARTINO J	11 - 0		
1:54	Goal	97	MOONEY K	Ass.: 79 CADIZ JR JA	12 - 0		
1:53	GK					29	AN J -Out
2nd Half							
20:00	GK	1	PUGLIESE P	Goalkeeper			
20:00	GK					31	CHEN X
19:32	Penalty					10	CHEN X
18:04	Goal	93	PASCALLI W	Ass.: 97 MOONEY K	13 - 0		
16:27	Goal	21	VAUGHAN III CR	Ass.: 33 MOONEY K	14 - 0		
16:19	Goal	4	DELLAMORTE N	Ass.: 93 PASCALLI W	15 - 0		
15:50	GK					31	CHEN X -Out
10:46	Goal				15 - 1	18	LIU C
6:58	Goal	33	MOONEY K	Ass.: 21 VAUGHAN III CR	16 - 1		
6:44	Goal	21	VAUGHAN III CR	Ass.: 33 MOONEY K	17 - 1		
5:13	Goal	97	MOONEY K	Ass.: 79 CADIZ JR JA	18 - 1		
4:00	Goal	97	MOONEY K	Ass.: 79 CADIZ JR JA	19 - 1		
3:04	GK					29	AN J -Out
2:40	Goal	68	HALVORSEN M	Ass.: 16 MARKER R	20 - 1		In 31 CHEN X
0:31	Penalty	4	DELLAMORTE N	Minor (2min) - Roughing			
0:12	GK					31	CHEN X -Out



THU 7 AUG 2025
Start Time: 12:00

Results

Game No: 3

Legend:									
(C)	Captain	%	Efficiency	Ass.	Assists	D	Defender	F	Forward
G/S	Goals/Shots on Goal	GK	Goalkeeper	No.	Number	PIM	Penalty in Minutes	Pos.	Playing Position
PS	Penalty Shot	Pts.	Points	S/S	Saves/Shots on Goal				



Start List

Game No: 5

CHN vs NAM

Referees:

WATT Colin Joel (CAN) / GRANDINI Alberto (ITA)

CHN - People's Republic of China

No.	Name	Pos.	MP	Date of Birth	Goals	Ass.	Pts.	PIM
29	AN Jinhao	GK	1	17 MAR 2009				
31	CHEN Xi	GK	1	29 JUN 1996				
2	WANG Gang (C)	D	1	27 APR 1998				
6	ZHUANG Haojie	D	1	24 SEP 2002				2
9	LI Jingtai	D	1	14 AUG 2004				
10	CHEN Xingnan	F	1	18 MAR 2003				2
11	HOU Meng	D	1	22 JAN 2007				
18	LIU Chaoyi	F	1	18 NOV 2003	1		1	
23	LI Zhihao	D	1	12 JUL 2005				
24	TONG Zihao	F	1	8 DEC 2004				
78	HUANG Yushuo	F	1	28 JUL 2002				
87	WANG Zichen	F	1	15 JUN 2009				
96	HU Wenhan	F	1	16 JUN 2005				
98	FANG Wenhua	D	1	17 MAY 1994				
Team Total					1		1	4

Head Coach: HUANG Huan

CHN		
PR	USA	1-20
PR	NAM	8 AUG
PR	TPE	9 AUG

NAM - Namibia

No.	Name	Pos.	MP	Date of Birth	Goals	Ass.	Pts.	PIM
3	VAN DER PLAS Arian	GK	1	3 JUN 2003				
58	ZEFERINU Josef	GK	1	26 SEP 2004				
8	BORSTLAP Theodor	F	1	23 MAR 2007		1	1	
21	COETZEE Christiaan (C)	D	1	23 JUL 2003	2		2	
22	LUCKS Anko	F	1	5 MAR 2002				
34	VAN DER MERWE Abe	F	1	21 OCT 2008				
36	WIRTZ Alex	D	1	12 DEC 2001				
45	SIMPSON Keanan	F	1	22 MAY 2005	2		2	
51	COETZEE Williem	F	1	9 MAR 2005				
55	HILBERT Valerik	D	1	5 DEC 2004				
57	ZEFERINU Josua Shatipamba	F	1	26 SEP 2004				
68	VAN DER PLAS Wim	D	1	22 NOV 2000		1	1	
72	LIECHTI Sean	D	1	17 APR 2003				
95	ROTTCHER Amandus Mathias	D	1	8 JUL 2002		1	1	
Team Total					4	3	7	

Head Coach: SCHMIDT Nadia

NAM		
PR	TPE	4-3
PR	CHN	8 AUG
PR	USA	9 AUG

Legend:											
(C)	Captain	Ass.	Assists	CL	Classification	D	Defender	F	Forward	GK	Goalkeeper
MP	Matches Played	No.	Number	PIM	Penalty in Minutes	Pos.	Playing Position	PR	Preliminary Round	Pts.	Points



Results

Game No: 5

CHN 3 vs 5 NAM (1-3, 2-2)

Referees:

WATT Colin Joel (CAN) / GRANDINI Alberto (ITA)

CHN - People's Republic of China

No.	Name	Pos.	G/S	Ass.	Pts.	PIM
2	WANG Gang (C)	D	1/1		1	2
6	ZHUANG Haojie	D		1	1	
9	LI Jingtai	D	0/1			
10	CHEN Xingnan	F	1/2		1	
11	HOU Meng	D				
18	LIU Chaoyi	F	1/7	1	2	
23	LI Zhihao	D				2
24	TONG Zihao	F		1	1	
78	HUANG Yushuo	F	0/1			
87	WANG Zichen	F				
96	HU Wenhan	F				2
98	FANG Wenhua	D				
29	AN Jinhao	GK				
31	CHEN Xi	GK				
Totals			3/12	3	6	6
Head Coach: HUANG Huan						

NAM - Namibia

No.	Name	Pos.	G/S	Ass.	Pts.	PIM
8	BORSTLAP Theodor	F	1/3		1	
21	COETZEE Christiaan (C)	D	2/8		2	
22	LUCKS Anko	F	0/3			
34	VAN DER MERWE Abe	F				
36	WIRTZ Alex	D	0/4			2
45	SIMPSON Keanan	F	0/5			
51	COETZEE Williem	F		2	2	2
55	HILBERT Valerik	D	0/4			2
57	ZEFERINU Josua Shatipamba	F	0/2	1	1	
68	VAN DER PLAS Wim	D				
72	LIECHTI Sean	D	1/2		1	2
95	ROTTCHER Amandus Mathias	D	1/4	1	2	
3	VAN DER PLAS Arian	GK				
58	ZEFERINU Josef	GK				
Totals			5/35	4	9	8
Head Coach: SCHMIDT Nadia						

Goalkeepers	S/S	%	Time Played
29 AN Jinhao	30/34	88.24	39:28
31 CHEN Xi			

Goalkeepers	S/S	%	Time Played
3 VAN DER PLAS Arian	9/12	75.00	39:42
58 ZEFERINU Josef			

Time	Action	CHN - People's Republic of China	Score	NAM - Namibia
1st Half				
20:00	GK	29 AN J Goalkeeper		
20:00	GK			3 van der PLAS A Goalkeeper
18:19	Goal		0 - 1	21 COETZEE C Ass.: 57 ZEFERINU JS
17:06	Goal		0 - 2	21 COETZEE C Ass.: 95 ROTTCHER AM
16:51	Penalty			72 LIECHTI S Minor (2min) - Holding
14:55	Goal	2 WANG G Ass.: 18 LIU C	1 - 2	
11:59	Goal		1 - 3	72 LIECHTI S Ass.: 51 COETZEE W
10:58	Penalty			51 COETZEE W Minor (2min) - Tripping
5:35	GK			3 van der PLAS A -Out In
5:17	GK			3 van der PLAS A Goalkeeper
5:17	Penalty	96 HU W Minor (2min) - Slashing		
2nd Half				
20:00	GK	29 AN J Goalkeeper		
20:00	GK			3 van der PLAS A Goalkeeper
16:36	Penalty			36 WIRTZ A Minor (2min) - Holding
14:29	Goal	10 CHEN X Ass.: 24 TONG Z	2 - 3	
13:53	Goal		2 - 4	8 BORSTLAP T Ass.: 51 COETZEE W
13:03	Penalty	23 LI Z Minor (2min) - Hooking		
10:59	Penalty			55 HILBERT V Minor (2min) - Slashing
10:59	Penalty	2 WANG G Minor (2min) - Roughing		
5:22	Goal	18 LIU C Ass.: 6 ZHUANG H	3 - 4	
1:10	GK	29 AN J -Out In		
0:38	Goal		3 - 5	95 ROTTCHER AM
0:38	GK	29 AN J Goalkeeper		

Legend:

(C)	Captain	%	Efficiency	Ass.	Assists	D	Defender	F	Forward
G/S	Goals/Shots on Goal	GK	Goalkeeper	No.	Number	PIM	Penalty in Minutes	Pos.	Playing Position
PS	Penalty Shot	Pts.	Points	S/S	Saves/Shots on Goal				



Start List

Game No: 8

TPE vs USA

Referees:

VESELY Tomas (CZE) / GRANDINI Alberto (ITA)

TPE - Chinese Taipei

No.	Name	Pos.	MP	Date of Birth	Goals	Ass.	Pts.	PIM
20	HUANG Sheng-Chun	GK	1	4 MAY 1999				
99	CHANG Lai-Yu	GK	1	14 NOV 2002				
3	YANG Ho-Cheng	F	1	3 DEC 2004				
7	WANG Tzu-Wei	D	1	10 FEB 1999				
9	CHAO Yu-Hsiang (C)	D	1	26 SEP 2003	1		1	2
12	WU Yu-Chen	F	1	11 SEP 2002				
14	LAI Pin-Ru	D	1	3 JUL 2005				2
17	LIN Chih-Han	D	1	23 JUL 2007				
18	KUO Cheng-Yu	D	1	2 NOV 2004	1	2	3	
22	LIU Chien-Yu	F	1	12 DEC 2003	1		1	
24	LIN Jui-Yu	D	1	24 JUN 2004				
29	WU Bo-Wei	F	1	28 FEB 2004				
32	LIN Yi-Kuan	F	1	11 OCT 2004				
69	CHIEN Chun-Hsien	F	1	13 DEC 2006				
Team Total					3	2	5	4

Head Coach: LIN Hung-Ju

TPE		
PR	NAM	3-4
PR	USA	8 AUG
PR	CHN	9 AUG

USA - United States of America

No.	Name	Pos.	MP	Date of Birth	Goals	Ass.	Pts.	PIM
1	PUGLIESE Patrick	GK	1	20 JUL 1999				
43	JOHNSON Keith	GK	1	18 DEC 1991				
4	DELLAMORTE Nicholas	F	1	11 MAR 1999	3	1	4	2
7	SAVAGE Scott (C)	D	1	11 APR 1995	1	1	2	
12	HODGE Corey	D	1	30 JAN 1992		3	3	
16	MARKER Ryan	F	1	25 FEB 1994	1	1	2	
18	DIMARTINO Joseph	D	1	2 AUG 1999		2	2	
21	VAUGHAN III Charles Roman	F	1	8 APR 1989	2	2	4	
33	MOONEY Kyle	D	1	21 JAN 1994	2	2	4	
68	HALVORSEN Maxwell	F	1	6 MAY 1998	2		2	
79	CADIZ JR Jose Anthony	F	1	19 DEC 1988	2	5	7	
93	PASCALLI William	F	1	21 MAR 1992	2	1	3	
97	MOONEY Kevin	F	1	13 OCT 1997	5	2	7	
Team Total					20	20	40	2

Head Coach: BANA FERNANDEZ Julio

USA		
PR	CHN	20-1
PR	TPE	8 AUG
PR	NAM	9 AUG

Legend:									
(C)	Captain	Ass.	Assists	CL	Classification	D	Defender	F	Forward
MP	Matches Played	No.	Number	PIM	Penalty in Minutes	Pos.	Playing Position	PR	Preliminary Round
								GK	Goalkeeper
								Pts.	Points



Results

Game No: 8

TPE 1 vs 4 USA (1-0, 0-4)

Referees:

VESELY Tomas (CZE) / GRANDINI Alberto (ITA)

TPE - Chinese Taipei

No.	Name	Pos.	G/S	Ass.	Pts.	PIM
3	YANG Ho-Cheng	F				
7	WANG Tzu-Wei	D				
9	CHAO Yu-Hsiang (C)	D	0/5			
12	WU Yu-Chen	F				
14	LAI Pin-Ru	D	0/2			
17	LIN Chih-Han	D				
18	KUO Cheng-Yu	D	1/2		1	
22	LIU Chien-Yu	F				2
24	LIN Jui-Yu	D				
29	WU Bo-Wei	F	0/3			
32	LIN Yi-Kuan	F	0/1			
69	CHIEN Chun-Hsien	F	0/1			
20	HUANG Sheng-Chun	GK				
99	CHANG Lai-Yu	GK				
Totals			1/14		1	2

Head Coach: LIN Hung-Ju

USA - United States of America

No.	Name	Pos.	G/S	Ass.	Pts.	PIM
4	DELLAMORTE Nicholas	F	3/6		3	
7	SAVAGE Scott (C)	D	0/2			
12	HODGE Corey	D	0/1			
16	MARKER Ryan	F	0/1			2
18	DIMARTINO Joseph	D	0/6	2	2	
21	VAUGHAN III Charles Roman	F	0/1			
33	MOONEY Kyle	D	0/3			
68	HALVORSEN Maxwell	F	0/3	1	1	
79	CADIZ JR Jose Anthony	F	0/4			
93	PASCALLI William	F	0/1			
97	MOONEY Kevin	F	1/3		1	
1	PUGLIESE Patrick	GK				
43	JOHNSON Keith	GK				
Totals			4/31	3	7	2

Head Coach: BANA FERNANDEZ Julio

Goalkeepers	S/S	%	Time Played
20 HUANG Sheng-Chun	25/26	96.15	33:10
99 CHANG Lai-Yu	2/5	40.00	06:50

Goalkeepers	S/S	%	Time Played
1 PUGLIESE Patrick	11/12	91.67	34:23
43 JOHNSON Keith	2/2	100.00	05:37

Time	Action	TPE - Chinese Taipei	Score	USA - United States of America
1st Half				
20:00	GK	20 HUANG SC Goalkeeper		1 PUGLIESE P Goalkeeper
20:00	GK			
13:51	Goal	18 KUO CY	1 - 0	
12:52	GK			1 PUGLIESE P -Out In 43 JOHNSON K
7:15	GK			43 JOHNSON K -Out In 1 PUGLIESE P
2nd Half				
20:00	GK	20 HUANG SC Goalkeeper		1 PUGLIESE P Goalkeeper
20:00	GK			
17:28	Goal		1 - 1	4 DELLAMORTE N Ass.: 68 HALVORSEN M
12:56	Penalty	22 LIU CY Minor (2min) - Tripping		
11:08	GK	20 HUANG SC -Out In 99 CHANG LY		
7:37	Goal		1 - 2	97 MOONEY K
6:17	Goal		1 - 3	4 DELLAMORTE N Ass.: 18 DIMARTINO J
5:35	Goal		1 - 4	4 DELLAMORTE N Ass.: 18 DIMARTINO J
4:18	Penalty			16 MARKER R Minor (2min) - Tripping
4:18	GK	99 CHANG LY -Out In 20 HUANG SC		

Legend:

(C)	Captain	%	Efficiency	Ass.	Assists	D	Defender	F	Forward
G/S	Goals/Shots on Goal	GK	Goalkeeper	No.	Number	PIM	Penalty in Minutes	Pos.	Playing Position
PS	Penalty Shot	Pts.	Points	S/S	Saves/Shots on Goal				



Start List

Game No: 11

USA vs NAM

Referees:

FRIBERG Johan Oskar (SWE) / WATT Colin Joel (CAN)

USA - United States of America

No.	Name	Pos.	MP	Date of Birth	Goals	Ass.	Pts.	PIM
1	PUGLIESE Patrick	GK	2	20 JUL 1999				
43	JOHNSON Keith	GK	2	18 DEC 1991				
4	DELLAMORTE Nicholas	F	2	11 MAR 1999	6	1	7	2
7	SAVAGE Scott (C)	D	2	11 APR 1995	1	1	2	
12	HODGE Corey	D	2	30 JAN 1992		3	3	
16	MARKER Ryan	F	2	25 FEB 1994	1	1	2	2
18	DIMARTINO Joseph	D	2	2 AUG 1999		4	4	
21	VAUGHAN III Charles Roman	F	2	8 APR 1989	2	2	4	
33	MOONEY Kyle	D	2	21 JAN 1994	2	2	4	
68	HALVORSEN Maxwell	F	2	6 MAY 1998	2	1	3	
93	PASCALLI William	F	2	21 MAR 1992	2	1	3	
97	MOONEY Kevin	F	2	13 OCT 1997	6	2	8	
Team Total					24	23	47	4

Head Coach: BANA FERNANDEZ Julio

USA		
PR	CHN	20-1
PR	TPE	4-1
PR	NAM	9 AUG

NAM - Namibia

No.	Name	Pos.	MP	Date of Birth	Goals	Ass.	Pts.	PIM
3	VAN DER PLAS Arian	GK	2	3 JUN 2003				
58	ZEFERINU Josef	GK	2	26 SEP 2004				
8	BORSTLAP Theodor	F	2	23 MAR 2007	1	1	2	
21	COETZEE Christiaan (C)	D	2	23 JUL 2003	4		4	
22	LUCKS Anko	F	2	5 MAR 2002				
34	VAN DER MERWE Abe	F	2	21 OCT 2008				
36	WIRTZ Alex	D	2	12 DEC 2001				2
45	SIMPSON Keanan	F	2	22 MAY 2005	2		2	
51	COETZEE Williem	F	2	9 MAR 2005		2	2	2
55	HILBERT Valerik	D	2	5 DEC 2004				2
57	ZEFERINU Josua Shatipamba	F	2	26 SEP 2004		1	1	
68	VAN DER PLAS Wim	D	2	22 NOV 2000		1	1	
72	LIECHTI Sean	D	2	17 APR 2003	1		1	2
95	ROTTCHER Amandus Mathias	D	2	8 JUL 2002	1	2	3	
Team Total					9	7	16	8

Head Coach: SCHMIDT Nadia

NAM		
PR	TPE	4-3
PR	CHN	5-3
PR	USA	9 AUG

Legend:											
(C)	Captain	Ass.	Assists	CL	Classification	D	Defender	F	Forward	GK	Goalkeeper
MP	Matches Played	No.	Number	PIM	Penalty in Minutes	Pos.	Playing Position	PR	Preliminary Round	Pts.	Points



Results

Game No: 11

USA 7 vs 0 NAM (5-0, 2-0)

Referees:

FRIBERG Johan Oskar (SWE) / WATT Colin Joel (CAN)

USA - United States of America

No.	Name	Pos.	G/S	Ass.	Pts.	PIM
4	DELLAMORTE Nicholas	F	1/7	1	2	2
7	SAVAGE Scott (C)	D	1/2	1	2	2
12	HODGE Corey	D				
16	MARKER Ryan	F	0/3			
18	DIMARTINO Joseph	D		2	2	
21	VAUGHAN III Charles Roman	F	0/1			
33	MOONEY Kyle	D	0/1			
68	HALVORSEN Maxwell	F	3/5		3	2
93	PASCALLI William	F	1/4	2	3	4
97	MOONEY Kevin	F	1/3	1	2	
1	PUGLIESE Patrick	GK				
43	JOHNSON Keith	GK				
Totals			7/26	7	14	10

Head Coach: BANA FERNANDEZ Julio

NAM - Namibia

No.	Name	Pos.	G/S	Ass.	Pts.	PIM
8	BORSTLAP Theodor	F	0/3			
21	COETZEE Christiaan (C)	D	0/7			
22	LUCKS Anko	F				
34	VAN DER MERWE Abe	F	0/1			
36	WIRTZ Alex	D				
45	SIMPSON Keanan	F	0/4			2
51	COETZEE Williem	F	0/2			2
55	HILBERT Valerik	D				
57	ZEFERINU Josua Shatipamba	F				
68	VAN DER PLAS Wim	D				
72	LIECHTI Sean	D				
95	ROTTCHER Amandus Mathias	D	0/1			
3	VAN DER PLAS Arian	GK				
58	ZEFERINU Josef	GK				
Totals			0/18			4

Head Coach: SCHMIDT Nadia

Goalkeepers	S/S	%	Time Played
1 PUGLIESE Patrick			
43 JOHNSON Keith	18/18	100.00	40:00

Goalkeepers	S/S	%	Time Played
3 VAN DER PLAS Arian	11/16	68.75	20:00
58 ZEFERINU Josef	8/10	80.00	19:16

Time	Action	USA - United States of America			Score	NAM - Namibia		
1st Half								
20:00	GK	43	JOHNSON K	Goalkeeper		3	van der PLAS A	Goalkeeper
20:00	GK							
14:31	Goal	68	HALVORSEN M	Ass.: 93 PASCALLI W	1 - 0			
10:53	Goal	4	DELLAMORTE N	Ass.: 97 MOONEY K	2 - 0			
9:57	Goal	68	HALVORSEN M	Ass.: 7 SAVAGE S	3 - 0			
7:24	Goal	97	MOONEY K	Ass.: 18 DIMARTINO J	4 - 0			
3:03	Penalty	93	PASCALLI W	Minor (2min) - Roughing				
0:32	Penalty					45	SIMPSON K	Minor (2min) - High Sticking
0:00	Goal	93	PASCALLI W	Ass.: 4 DELLAMORTE N	5 - 0			
2nd Half								
20:00	GK	43	JOHNSON K	Goalkeeper		58	ZEFERINU J	Goalkeeper
20:00	GK							
17:47	Goal	7	SAVAGE S	Ass.: 93 PASCALLI W	6 - 0			
11:21	Goal	68	HALVORSEN M	Ass.: 18 DIMARTINO J	7 - 0			
9:13	GK							
8:49	Penalty	93	PASCALLI W	Minor (2min) - Tripping				
8:49	GK					58	ZEFERINU J	Goalkeeper
7:57	Penalty	7	SAVAGE S	Minor (2min) - Roughing				
7:57	Penalty					51	COETZEE W	Minor (2min) - Unsportsmanlike Conduct
6:06	GK					58	ZEFERINU J -Out	In
5:46	Penalty	68	HALVORSEN M	Minor (2min) - Holding				
5:46	GK							
2:33	Penalty	4	DELLAMORTE N	Minor (2min) - Boarding		58	ZEFERINU J	Goalkeeper

Legend:

(C)	Captain	%	Efficiency	Ass.	Assists	D	Defender	F	Forward
G/S	Goals/Shots on Goal	GK	Goalkeeper	No.	Number	PIM	Penalty in Minutes	Pos.	Playing Position
PS	Penalty Shot	Pts.	Points	S/S	Saves/Shots on Goal				



SAT 9 AUG 2025
Start Time: 19:00

Preliminary Round - Group A

Start List

Game No: 12

TPE vs CHN

Referees:

TARK Sung Hyun (KOR) / GRANDINI Alberto (ITA)

TPE - Chinese Taipei

[illegible]

TPE		
PR	NAM	3-4
PR	USA	8 AUG
PR	CHN	9 AUG

CHN - People's Republic of China

No.	Name	Pos.	MP	Date of Birth	Goals	Ass.	Pts.	PIM
29	AN Jinhao	GK	2	17 MAR 2009				
31	CHEN Xi	GK	2	29 JUN 1996				
2	WANG Gang (C)	D	2	27 APR 1998	1		1	2
6	ZHUANG Haojie	D	2	24 SEP 2002		1	1	2
9	LI Jingtai	D	2	14 AUG 2004				
10	CHEN Xingnan	F	2	18 MAR 2003	1		1	2
11	HOU Meng	D	2	22 JAN 2007				
18	LIU Chaoyi	F	2	18 NOV 2003	2	1	3	
23	LI Zhihao	D	2	12 JUL 2005				2
24	TONG Zihao	F	2	8 DEC 2004		1	1	
78	HUANG Yushuo	F	2	28 JUL 2002				
87	WANG Zichen	F	2	15 JUN 2009				
96	HU Wenhan	F	2	16 JUN 2005				2
98	FANG Wenhua	D	2	17 MAY 1994				
				Team Total	4	3	7	10

Head Coach: HUANG Huan

CHN		
PR	USA	1-20
PR	NAM	3-5
PR	TPE	9 AUG

Legend:

(C)	Captain	Ass.	Assists	CL	Classification	D	Defender	F	Forward	GK	Goalkeeper
MP	Matches Played	No.	Number	PIM	Penalty in Minutes	Pos.	Playing Position	PR	Preliminary Round	Pts.	Points



Results

Game No: 12

TPE 4 vs 1 CHN (2-1, 2-0)

Referees:

TARK Sung Hyun (KOR) / GRANDINI Alberto (ITA)

TPE - Chinese Taipei

No.	Name	Pos.	G/S	Ass.	Pts.	PIM
3	YANG Ho-Cheng	F	0/2			
7	WANG Tzu-Wei	D	0/1			
9	CHAO Yu-Hsiang (C)	D	0/10			
12	WU Yu-Chen	F				
14	LAI Pin-Ru	D				
17	LIN Chih-Han	D				
18	KUO Cheng-Yu	D	3/11		3	
22	LIU Chien-Yu	F	0/1			
24	LIN Jui-Yu	D				
29	WU Bo-Wei	F	0/4			
32	LIN Yi-Kuan	F	0/1			
69	CHIEN Chun-Hsien	F	1/2		1	
20	HUANG Sheng-Chun	GK				
99	CHANG Lai-Yu	GK				
Totals			4/32		4	
Head Coach: LIN Hung-Ju						

CHN - People's Republic of China

No.	Name	Pos.	G/S	Ass.	Pts.	PIM
2	WANG Gang (C)	D	0/2			
6	ZHUANG Haojie	D	0/2			
9	LI Jingtai	D				
10	CHEN Xingnan	F	0/2			
11	HOU Meng	D				
18	LIU Chaoyi	F	0/3			
23	LI Zhihao	D	0/3	1	1	
24	TONG Zihao	F	0/1			
78	HUANG Yushuo	F				
87	WANG Zichen	F				
96	HU Wenhan	F	1/1		1	
98	FANG Wenhua	D				
29	AN Jinhao	GK				
31	CHEN Xi	GK				
Totals			1/14	1	2	
Head Coach: HUANG Huan						

Goalkeepers	S/S	%	Time Played
20 HUANG Sheng-Chun	13/14	92.86	40:00
99 CHANG Lai-Yu			

Goalkeepers	S/S	%	Time Played
29 AN Jinhao	28/30	93.33	39:14
31 CHEN Xi			

Time	Action	TPE - Chinese Taipei	Score	CHN - People's Republic of China
1st Half				
20:00	GK	20 HUANG SC Goalkeeper		29 AN J Goalkeeper
20:00	GK			96 HU W Ass.: 23 LI Z
14:26	Goal		0 - 1	
7:37	Goal	18 KUO CY	1 - 1	
2:14	Goal	18 KUO CY	2 - 1	
2nd Half				
20:00	GK	20 HUANG SC Goalkeeper		29 AN J Goalkeeper
20:00	GK			29 AN J -Out In
1:55	GK			
1:19	Goal	18 KUO CY	3 - 1	
1:19	GK			29 AN J Goalkeeper
0:56	GK			29 AN J -Out In
0:56	GK			29 AN J Goalkeeper
0:53	GK			29 AN J Goalkeeper
0:46	GK			29 AN J -Out In
0:36	Goal	69 CHIEN CH	4 - 1	
0:36	GK			29 AN J Goalkeeper

Legend:

(C)	Captain	%	Efficiency	Ass.	Assists	D	Defender	F	Forward
G/S	Goals/Shots on Goal	GK	Goalkeeper	No.	Number	PIM	Penalty in Minutes	Pos.	Playing Position
PS	Penalty Shot	Pts.	Points	S/S	Saves/Shots on Goal				



TWG
2025
CHENGDU



INLINE SPEED SKATING ROAD

RESULTS BOOK

TABLE OF CONTENTS



25	Inline Speed Skating Road	2554
25.1	Table of Contents	2555
25.2	Competition Schedule	2560
25.3	Number of Entries by NOC	2561
25.4	Entry List by NOC	2562
25.5	Medallists by Event	2564
25.6	Medal Standings	2565
25.7	Men's Sprint 100m	2566
25.7.1	Entry List by Event	2567
25.7.2	Event Classification	2568
25.7.3	Medallists	2569
25.7.4	Final	2570
25.7.4.1	Start List	2570
25.7.4.2	Results	2571
25.7.5	Semifinals	2572
25.7.5.1	Start List	2572
25.7.5.2	Results	2573
25.7.6	Preliminary Round	2574
25.7.6.1	Start List	2574
25.7.6.2	Results	2575
25.8	Men's 1 Lap	2576
25.8.1	Entry List by Event	2577
25.8.2	Event Classification	2578
25.8.3	Medallists	2579
25.8.4	Final	2580
25.8.4.1	Start List	2580
25.8.4.2	Final B Results	2581
25.8.4.3	Final A Results	2582
25.8.5	Semifinals	2583
25.8.5.1	Start List	2583
25.8.5.2	Results	2584
25.8.6	Preliminary Round	2585
25.8.6.1	Start List	2585
25.8.6.2	Results	2586
25.9	Men's Point Race 10,000m	2587
25.9.1	Entry List by Event	2588
25.9.2	Event Classification	2589

RESULTS BOOK

TABLE OF CONTENTS

25.9.3	Medallists	2590
25.9.4	Final	2591
25.9.4.1	Start List	2591
25.9.4.2	Results	2592
25.10	Men's Elimination Race 15,000m	2593
25.10.1	Entry List by Event	2594
25.10.2	Event Classification	2595
25.10.3	Medallists	2596
25.10.4	Final	2597
25.10.4.1	Start List	2597
25.10.4.2	Results	2598
25.11	Women's Sprint 100m	2599
25.11.1	Entry List by Event	2600
25.11.2	Event Classification	2601
25.11.3	Medallists	2602
25.11.4	Final	2603
25.11.4.1	Start List	2603
25.11.4.2	Results	2604
25.11.5	Semifinals	2605
25.11.5.1	Start List	2605
25.11.5.2	Results	2606
25.11.6	Preliminary Round	2607
25.11.6.1	Start List	2607
25.11.6.2	Results	2608
25.12	Women's 1 Lap	2609
25.12.1	Entry List by Event	2610
25.12.2	Event Classification	2611
25.12.3	Medallists	2612
25.12.4	Final	2613
25.12.4.1	Start List	2613
25.12.4.2	Final B Results	2614
25.12.4.3	Final A Results	2615
25.12.5	Semifinals	2616
25.12.5.1	Start List	2616
25.12.5.2	Results	2617
25.12.6	Preliminary Round	2618
25.12.6.1	Start List	2618
25.12.6.2	Results	2619
25.13	Women's Point Race 10,000m	2620
25.13.1	Entry List by Event	2621
25.13.2	Event Classification	2622
25.13.3	Medallists	2623
25.13.4	Final	2624
25.13.4.1	Start List	2624

RESULTS BOOK

TABLE OF CONTENTS

25.13.4.2	Results	2625
25.14	Women's Elimination Race 15,000m	2626
25.14.1	Entry List by Event	2627
25.14.2	Event Classification	2628
25.14.3	Medallists	2629
25.14.4	Final	2630
25.14.4.1	Start List	2630
25.14.4.2	Results	2631



Competition Schedule

As of 15 AUG 2025

Date	StartTime	Event
TUE 12 AUG	08:00	Women's 1 Lap Preliminary Round
	08:20	Men's 1 Lap Preliminary Round
	09:50	Women's 1 Lap Semifinals
	09:58	Men's 1 Lap Semifinals
	10:20	Women's Point Race 10,000m Final
	10:50	Men's Point Race 10,000m Final
	11:40	Women's 1 Lap Final B
		Women's 1 Lap Final A
	11:50	Men's 1 Lap Final B
		Men's 1 Lap Final A
WED 13 AUG	08:00	Women's Sprint 100m Preliminary Round
	08:15	Men's Sprint 100m Preliminary Round
	09:30	Women's Sprint 100m Semifinals
	09:36	Men's Sprint 100m Semifinals
	10:00	Women's Elimination Race 15,000m Final
	10:40	Men's Elimination Race 15,000m Final
	11:30	Women's Sprint 100m Final
	11:33	Men's Sprint 100m Final

Note:
Schedule is subject to change

Timing and Results provided by Tissot



Number of Entries by NOC

As of 15 AUG 2025

NOC	Men	Women	Total
AUT - Austria	0	1	1
BEL - Belgium	0	2	2
CHI - Chile	2	2	4
CHN - People's Republic of China	2	2	4
COL - Colombia	2	2	4
CZE - Czechia	1	1	2
ECU - Ecuador	2	2	4
ESA - El Salvador	0	1	1
ESP - Spain	2	1	3
FRA - France	2	2	4
GER - Germany	2	2	4
GUA - Guatemala	1	1	2
HUN - Hungary	0	1	1
IND - India	2	0	2
ITA - Italy	2	2	4
KOR - Republic of Korea	1	1	2
MEX - Mexico	1	1	2
NED - Netherlands	0	1	1
NZL - New Zealand	1	0	1
PAR - Paraguay	1	0	1
POR - Portugal	2	0	2
SUI - Switzerland	2	0	2
TPE - Chinese Taipei	2	2	4
USA - United States of America	0	1	1
VEN - Venezuela	0	2	2
Total:	25	30	60



Entry List by NOC

REVISED
15 AUG 16:12

As of 15 AUG 2025

NOC	Name	Gender	Date of Birth
AUT - Austria	PETUTSCHNIGG Anna	Female	24 DEC 2001
BEL - Belgium	VANHOUTTE Fran	Female	24 MAY 2003
	GEERTS Jorun	Female	24 NOV 2005
CHI - Chile	LORCA Catalina	Female	22 DEC 2004
	RAMIREZ Hugo	Male	05 JUL 1993
	SAN MARTIN Javiera	Female	08 MAR 1996
	VERDUGO CAMPOS Ricardo Cristopher	Male	30 OCT 1986
CHN - People's Republic of China	GUO Dan	Female	06 DEC 1990
	ZHOU Qing	Female	29 NOV 2000
	ZHANG Zhenhai	Male	26 SEP 2001
	PAN Zhiyuan	Male	01 DEC 2006
COL - Colombia	RUEDA Gabriela	Female	13 SEP 2000
	TASCON HOLGUIN Jhon Edwar	Male	23 AUG 2004
	MANTILLA PINILLA Juan Jacobo	Male	30 JAN 2003
	TIMMS ARIZA Maria Fernanda	Female	30 SEP 1999
CZE - Czechia	BOHUMSKY Tomas	Male	29 JAN 2002
	KAINOVA Katerina	Female	14 APR 2003
ECU - Ecuador	VARGAS SARMIENTO Gabriela	Female	28 JAN 1998
	ULCUANGO OJEDA Jeremy Israel	Male	08 MAR 2005
	ARIAS Maria Loreto	Female	25 MAY 2001
	GARCIA PAZMINO Nicolas Alexander	Male	01 JAN 2004
ESA - El Salvador	NOCHEZ GALLARDO Ivonne Sarai	Female	23 APR 2004
ESP - Spain	PEULA CABELLO Francisco Jose	Male	01 JUN 1988
	LUISA Gonzalez	Female	08 JUL 2003
	GUZMAN BITAR Jhoan Sebastian	Male	13 NOV 1995
FRA - France	BRUNET ALVAREZ Haila	Female	16 MAY 1988
	LEFEUVRE Marine	Female	12 FEB 1997
	FERRIE Martin	Male	18 JAN 1998
	SIVILIER Yvan	Male	27 DEC 2000
GER - Germany	PUCKLITZSCH Ron	Male	07 JAN 1998
	BUHNEMANN Nils	Male	26 SEP 2000
	SCHIMEK Anna-Laethisia	Female	05 DEC 1992
	GAISER Larissa Ursula	Female	28 AUG 1998

REVISED

The NOC Name was changed to a long name, and the athlete GABRIELA Rueda (COL) 's name was changed to RUEDA Gabriela.

Timing and Results provided by Tissot

ISS-----_32A v4.0

Report Created FRI 15 AUG 2025 16:12

Page 1/2



Entry List by NOC

REVISED
15 AUG 16:12

As of 15 AUG 2025

NOC	Name	Gender	Date of Birth
GUA - Guatemala	NERY ARREOLA Brayner Epifanio	Male	22 AUG 2006
	SOBERANIS Dalia	Female	30 OCT 1996
HUN - Hungary	GARDI Dominika	Female	13 MAY 1998
IND - India	VELKUMAR Anandkumar	Male	19 JAN 2003
	GHUMAN Aryanpal Singh	Male	12 MAY 2001
ITA - Italy	VARANI Asja	Female	17 MAR 2001
	NIERO Daniel	Male	16 OCT 1996
	PALUZZI Edda	Female	03 JAN 2000
	MAIORCA Vincenzo	Male	29 SEP 2000
KOR - Republic of Korea	BAE Juncheol	Male	19 NOV 2003
	LEE Yerim	Female	13 MAY 2002
MEX - Mexico	LETELIER CARTAGENA Valentina Alejan	Female	21 AUG 1991
	MONSIVAIS VILLALOBOS Carlos Alberto	Male	29 OCT 2001
NED - Netherlands	VAN LOON Lianne	Female	29 JUN 2000
NZL - New Zealand	MORPETH Chase Logan	Male	19 DEC 2005
PAR - Paraguay	MIRENA ORTIZ Julio Cesar	Male	25 NOV 1995
POR - Portugal	MARTINS FREITAS Antonio Edgar	Male	02 JAN 1999
	FONSECA BRAVO Miguel	Male	13 JAN 1998
SUI - Switzerland	WENGER Livio	Male	20 JAN 1993
	GROB Oliver Thomas	Male	05 DEC 1996
TPE - Chinese Taipei	KUO Li-Yang	Male	01 AUG 2003
	CHAO Tsu-Cheng	Male	29 SEP 1995
	LIU Yi-Hsuan	Female	17 FEB 1995
	CHANG Yu-Hsin	Female	16 NOV 1997
USA - United States of America	FOSTER Jazzmyn Elaina	Female	16 APR 2000
VEN - Venezuela	QUINTERO VALERA Angy Anabela	Female	12 NOV 1998
	FERNANDEZ OSORIO Nelly Saidie	Female	21 FEB 2005

REVISED

The NOC Name was changed to a long name, and the athlete GABRIELA Rueda (COL) 's name was changed to RUEDA Gabriela.

Timing and Results provided by Tissot

ISS-----_32A v4.0

Report Created FRI 15 AUG 2025 16:12

Page 2/2



Medallists by Event

As of 15 AUG 2025

After 8 of 8 Events

Event Name	Date	Medal	Name	NOC Code
Men's Sprint 100m	WED 13 AUG	Gold	GUZMAN BITAR Jhoan Sebastian	ESP
		Silver	MAIORCA Vincenzo	ITA
		Bronze	PUCKLITZSCH Ron	GER
Men's Elimination Race 15,000m	WED 13 AUG	Gold	MANTILLA PINILLA Juan Jacobo	COL
		Silver	GARCIA PAZMINO Nicolas Alexander	ECU
		Bronze	FERRIE Martin	FRA
Women's Sprint 100m	WED 13 AUG	Gold	NOCHEZ GALLARDO Ivonne Sarai	ESA
		Silver	BRUNET ALVAREZ Haila	FRA
		Bronze	SOBERANIS Dalia	GUA
Women's Elimination Race 15,000m	WED 13 AUG	Gold	RUEDA Gabriela	COL
		Silver	LEFEUVRE Marine	FRA
		Bronze	LETELIER CARTAGENA Valentina Alejan	MEX
Men's 1 Lap	TUE 12 AUG	Gold	GUZMAN BITAR Jhoan Sebastian	ESP
		Silver	TASCON HOLGUIN Jhon Edwar	COL
		Bronze	SIVILIER Yvan	FRA
Men's Point Race 10,000m	TUE 12 AUG	Gold	PEULA CABELLO Francisco Jose	ESP
		Silver	MIRENA ORTIZ Julio Cesar	PAR
		Bronze	FERRIE Martin	FRA
Women's 1 Lap	TUE 12 AUG	Gold	TIMMS ARIZA Maria Fernanda	COL
		Silver	VANHOUTTE Fran	BEL
		Bronze	SCHIMEK Anna-Laethisia	GER
Women's Point Race 10,000m	TUE 12 AUG	Gold	LEFEUVRE Marine	FRA
		Silver	RUEDA Gabriela	COL
		Bronze	VARGAS SARMIENTO Gabriela	ECU



Medal Standings

As of 15 AUG 2025

After 8 of 8 Events

Rank	NOC	Men				Women				Total				Rank by Total
		G	S	B	Tot.	G	S	B	Tot.	G	S	B	Tot.	
1	COL - Colombia	1	1		2	2	1		3	3	2		5	2
2	ESP - Spain	3			3					3			3	3
3	FRA - France			3	3	1	2		3	1	2	3	6	1
4	ESA - El Salvador					1			1	1			1	=6
5	ECU - Ecuador		1		1			1	1		1	1	2	=4
6	BEL - Belgium						1		1		1		1	=6
6	ITA - Italy		1		1						1		1	=6
6	PAR - Paraguay		1		1						1		1	=6
9	GER - Germany			1	1			1	1			2	2	=4
10	GUA - Guatemala							1	1			1	1	=6
10	MEX - Mexico							1	1			1	1	=6
Total:		4	4	4	12	4	4	4	12	8	8	8	24	

Note:

Rank by total is calculated by the total number of gold, silver and bronze medals.

Legend:

G Gold **S** Silver **B** Bronze **Tot.** Total
= Equal sign indicates that two or more NOCs share the same rank by total

Timing and Results provided by Tissot



TWG
2025
CHENGDU



INLINE SPEED SKATING ROAD

Men's Sprint 100m



WED 13 AUG 2025

Entry List by Event

As of 15 AUG 2025

NOC	Name	Number	Date of Birth
CHI - Chile	VERDUGO CAMPOS Ricardo Cristophe	7	30 OCT 1986
CHN - People's Republic of China	ZHANG Zhenhai	47	26 SEP 2001
COL - Colombia	TASCON HOLGUIN Jhon Edwar	13	23 AUG 2004
CZE - Czechia	BOHUMSKY Tomas	16	29 JAN 2002
ECU - Ecuador	ULCUANGO OJEDA Jeremy Israel	19	08 MAR 2005
ESP - Spain	GUZMAN BITAR Jhoan Sebastian	52	13 NOV 1995
FRA - France	SIVILIER Yvan	26	27 DEC 2000
GER - Germany	PUCKLITZSCH Ron	28	07 JAN 1998
GUA - Guatemala	NERY ARREOLA Brayner Epifanio	31	22 AUG 2006
IND - India	GHUMAN Aryanpal Singh	34	12 MAY 2001
ITA - Italy	MAIORCA Vincenzo	36	29 SEP 2000
MEX - Mexico	MONSIVAIS VILLALOBOS Carlos Alber	41	29 OCT 2001
POR - Portugal	MARTINS FREITAS Antonio Edgar	49	02 JAN 1999
SUI - Switzerland	GROB Oliver Thomas	55	05 DEC 1996
TPE - Chinese Taipei	KUO Li-Yang	11	01 AUG 2003



Event Classification

As of 15 AUG 2025

Phase	Rank	Number	Name	NOC Code	Phase Rank			Best Result
					Preliminary Round	Semifinal	Final	
Final	1	52	GUZMAN BITAR Jhoan Sebastian	ESP	1	1	1	9.530
	2	36	MAIORCA Vincenzo	ITA	3	2	2	9.715
	3	28	PUCKLITZSCH Ron	GER	2	3	3	9.905
Semifinals	4	55	GROB Oliver Thomas	SUI	8	4		10.123
	5	41	MONSIVAIS VILLALOBOS Carlos Alberto	MEX	6	5		10.127
	6	16	BOHUMSKY Tomas	CZE	5	6		10.157
	7	13	TASCON HOLGUIN Jhon Edwar	COL	4	7		10.166
	8	31	NERY ARREOLA Brayner Epifanio	GUA	9	8		10.318
	9	11	KUO Li-Yang	TPE	7	9		10.226
Preliminary Round	10	26	SIVILIER Yvan	FRA	10			10.378
	11	19	ULCUANGO OJEDA Jeremy Israel	ECU	11			10.461
	12	47	ZHANG Zhenhai	CHN	12			10.502
	13	7	VERDUGO CAMPOS Ricardo Cristopher	CHI	13			10.537
	14	34	GHUMAN Aryanpal Singh	IND	14			10.617
	15	49	MARTINS FREITAS Antonio Edgar	POR	15			10.788



WED 13 AUG 2025

Medallists

As of 15 AUG 2025

Medal	Name	NOC
Gold	GUZMAN BITAR Jhoan Sebastian	ESP - Spain
Silver	MAIORCA Vincenzo	ITA - Italy
Bronze	PUCKLITZSCH Ron	GER - Germany

WED 13 AUG 2025
Start Time 11:33

Start List

As of 15 AUG 2025

Start Order	Number	Name	NOC Code
1	52	GUZMAN BITAR Jhoan Sebastian	ESP
2	36	MAIORCA Vincenzo	ITA
3	28	PUCKLITZSCH Ron	GER



WED 13 AUG 2025
Start Time 11:33

Results

As of 15 AUG 2025

Rank	Number	Name	NOC Code	Result
1	52	GUZMAN BITAR Jhoan Sebastian	ESP	9.530
2	36	MAIORCA Vincenzo	ITA	9.715
3	28	PUCKLITZSCH Ron	GER	9.905



WED 13 AUG 2025
Start Time 09:36

Start List

As of 15 AUG 2025

Heat	Start Order	Number	Name	NOC Code
Heat 1	1	52	GUZMAN BITAR Jhoan Sebastian	ESP
	2	41	MONSIVAIS VILLALOBOS Carlos Alberto	MEX
	3	11	KUO Li-Yang	TPE
Heat 2	1	28	PUCKLITZSCH Ron	GER
	2	16	BOHUMSKY Tomas	CZE
	3	55	GROB Oliver Thomas	SUI
Heat 3	1	36	MAIORCA Vincenzo	ITA
	2	13	TASCON HOLGUIN Jhon Edwar	COL
	3	31	NERY ARREOLA Brayner Epifanio	GUA

Note:

The winner per heat to qualify for the Final.



Start List

As of 15 AUG 2025

Heat	Start Order	Number	Name	NOC Code
Heat 1	1	47	ZHANG Zhenhai	CHN
	2	55	GROB Oliver Thomas	SUI
	3	31	NERY ARREOLA Brayner Epifanio	GUA
Heat 2	1	16	BOHUMSKY Tomas	CZE
	2	34	GHUMAN Aryanpal Singh	IND
	3	19	ULCUANGO OJEDA Jeremy Israel	ECU
Heat 3	1	52	GUZMAN BITAR Jhoan Sebastian	ESP
	2	7	VERDUGO CAMPOS Ricardo Cristopher	CHI
	3	49	MARTINS FREITAS Antonio Edgar	POR
Heat 4	1	11	KUO Li-Yang	TPE
	2	28	PUCKLITZSCH Ron	GER
	3	13	TASCON HOLGUIN Jhon Edwar	COL
Heat 5	1	36	MAIORCA Vincenzo	ITA
	2	41	MONSIVAIS VILLALOBOS Carlos Alberto	MEX
	3	26	SIVILIER Yvan	FRA

Note:

Skaters ranked 1-9 qualify for the Semifinals; the remainder are eliminated.



WED 13 AUG 2025
Start Time 08:15

Results

As of 15 AUG 2025

Rank	Heat	Number	Name	NOC Code	Result	
1	3	52	GUZMAN BITAR Jhoan Sebastian	ESP	9.881	q
2	4	28	PUCKLITZSCH Ron	GER	10.102	q
3	5	36	MAIORCA Vincenzo	ITA	10.104	q
4	4	13	TASCON HOLGUIN Jhon Edwar	COL	10.166	q
5	2	16	BOHUMSKY Tomas	CZE	10.218	q
6	5	41	MONSIVAIS VILLALOBOS Carlos Alberto	MEX	10.225	q
7	4	11	KUO Li-Yang	TPE	10.226	q
8	1	55	GROB Oliver Thomas	SUI	10.272	q
9	1	31	NERY ARREOLA Brayner Epifanio	GUA	10.318	q
10	5	26	SIVILIER Yvan	FRA	10.378	
11	2	19	ULCUANGO OJEDA Jeremy Israel	ECU	10.461	
12	1	47	ZHANG Zhenhai	CHN	10.502	
13	3	7	VERDUGO CAMPOS Ricardo Cristopher	CHI	10.537	
14	2	34	GHUMAN Aryanpal Singh	IND	10.617	
15	3	49	MARTINS FREITAS Antonio Edgar	POR	10.788	

Note:

Skaters ranked 1-9 qualify for the Semifinals; the remainder are eliminated.

Legend:

q Qualified by time

Timing and Results provided by Tissot



TWG
2025
CHENGDU



INLINE SPEED SKATING ROAD

Men's 1 Lap



TUE 12 AUG 2025

Entry List by Event

As of 15 AUG 2025

NOC	Name	Number	Date of Birth
CHI - Chile	VERDUGO CAMPOS Ricardo Cristophe	7	30 OCT 1986
CHN - People's Republic of China	ZHANG Zhenhai	47	26 SEP 2001
COL - Colombia	TASCON HOLGUIN Jhon Edwar	13	23 AUG 2004
CZE - Czechia	BOHUMSKY Tomas	16	29 JAN 2002
ECU - Ecuador	ULCUANGO OJEDA Jeremy Israel	19	08 MAR 2005
ESP - Spain	GUZMAN BITAR Jhoan Sebastian	52	13 NOV 1995
FRA - France	SIVILIER Yvan	26	27 DEC 2000
GER - Germany	PUCKLITZSCH Ron	28	07 JAN 1998
GUA - Guatemala	NERY ARREOLA Brayner Epifanio	31	22 AUG 2006
IND - India	GHUMAN Aryanpal Singh	34	12 MAY 2001
ITA - Italy	MAIORCA Vincenzo	36	29 SEP 2000
MEX - Mexico	MONSIVAIS VILLALOBOS Carlos Alber	41	29 OCT 2001
POR - Portugal	MARTINS FREITAS Antonio Edgar	49	02 JAN 1999
SUI - Switzerland	GROB Oliver Thomas	55	05 DEC 1996
TPE - Chinese Taipei	KUO Li-Yang	11	01 AUG 2003



TUE 12 AUG 2025

Event Classification

As of 15 AUG 2025

Phase	Rank	Number	Name	NOC Code	Phase Rank			Best Result
					Preliminary Round	Semifinal	Final	
Final	1	52	GUZMAN BITAR Jhoan Sebastian	ESP	3	2	1	33.314
	2	13	TASCON HOLGUIN Jhon Edwar	COL	1	1	2	33.208
	3	26	SIVILIER Yvan	FRA	4	3	3	33.622
	4	36	MAIORCA Vincenzo	ITA	2	4	4	33.251
	5	7	VERDUGO CAMPOS Ricardo Cristopher	CHI	6	6	5	33.777
	6	11	KUO Li-Yang	TPE	7	8	6	33.879
	7	47	ZHANG Zhenhai	CHN	5	5	7	33.747
	8	34	GHUMAN Aryanpal Singh	IND	8	7	8	33.906
Preliminary Round	9	41	MONSIVAIS VILLALOBOS Carlos Alberto	MEX	9			33.943
	10	16	BOHUMSKY Tomas	CZE	10			34.001
	11	19	ULCUANGO OJEDA Jeremy Israel	ECU	11			34.075
	12	28	PUCKLITZSCH Ron	GER	12			34.101
	13	31	NERY ARREOLA Brayner Epifanio	GUA	13			34.267
	14	49	MARTINS FREITAS Antonio Edgar	POR	14			34.459
	15	55	GROB Oliver Thomas	SUI	15			34.712



TUE 12 AUG 2025

Medallists

As of 15 AUG 2025

Medal	Name	NOC
Gold	GUZMAN BITAR Jhoan Sebastian	ESP - Spain
Silver	TASCON HOLGUIN Jhon Edwar	COL - Colombia
Bronze	SIVILIER Yvan	FRA - France



TUE 12 AUG 2025
Start Time 11:50

Start List

As of 15 AUG 2025

Heat	Start Order	Number	Name	NOC Code	
Final A	1	13	TASCON HOLGUIN Jhon Edwar	COL	
	2	52	GUZMAN BITAR Jhoan Sebastian	ESP	
	3	26	SIVILIER Yvan	FRA	
	4	36	MAIORCA Vincenzo	ITA	
Final B	1	47	ZHANG Zhenhai	CHN	
	2	7	VERDUGO CAMPOS Ricardo Cristopher	CHI	
	3	34	GHUMAN Aryanpal Singh	IND	FS
	4	11	KUO Li-Yang	TPE	

Legend:

FS False Start

Timing and Results provided by Tissot



TUE 12 AUG 2025
Start Time 11:50

Results

As of 15 AUG 2025

Rank	Number	Name	NOC Code	Result
1	7	VERDUGO CAMPOS Ricardo Cristopher	CHI	34.950
2	11	KUO Li-Yang	TPE	35.059
3	47	ZHANG Zhenhai	CHN	35.061
4	34	GHUMAN Aryanpal Singh	IND FS	35.204



TUE 12 AUG 2025
Start Time 11:50

Results

As of 15 AUG 2025

Rank	Number	Name	NOC Code	Result
1	52	GUZMAN BITAR Jhoan Sebastian	ESP	34.372
2	13	TASCON HOLGUIN Jhon Edwar	COL	34.444
3	26	SIVILIER Yvan	FRA	34.577
4	36	MAIORCA Vincenzo	ITA	34.611



TUE 12 AUG 2025
Start Time 09:58

Start List

As of 15 AUG 2025

Heat	Start Order	Number	Name	NOC Code
Heat 1	1	13	TASCON HOLGUIN Jhon Edwar	COL
	2	26	SIVILIER Yvan	FRA
	3	47	ZHANG Zhenhai	CHN
	4	34	GHUMAN Aryanpal Singh	IND
Heat 2	1	36	MAIORCA Vincenzo	ITA
	2	52	GUZMAN BITAR Jhoan Sebastian	ESP
	3	7	VERDUGO CAMPOS Ricardo Cristopher	CHI
	4	11	KUO Li-Yang	TPE

Note:

Places 1-2 from each Semifinal go to Final A; places 3-4 from each Semifinal go to Final B.

Timing and Results provided by Tissot



TUE 12 AUG 2025
Start Time 08:20

Start List

As of 15 AUG 2025

Heat	Start Order	Number	Name	NOC Code
Heat 1	1	36	MAIORCA Vincenzo	ITA
	2	13	TASCON HOLGUIN Jhon Edwar	COL
	3	52	GUZMAN BITAR Jhoan Sebastian	ESP
	4	31	NERY ARREOLA Brayner Epifanio	GUA
	5	47	ZHANG Zhenhai	CHN
Heat 2	1	41	MONSIVAIS VILLALOBOS Carlos Alberto	MEX
	2	28	PUCKLITZSCH Ron	GER
	3	7	VERDUGO CAMPOS Ricardo Cristopher	CHI
	4	19	ULCUANGO OJEDA Jeremy Israel	ECU
	5	49	MARTINS FREITAS Antonio Edgar	POR
Heat 3	1	26	SIVILIER Yvan	FRA
	2	11	KUO Li-Yang	TPE
	3	16	BOHUMSKY Tomas	CZE
	4	34	GHUMAN Aryanpal Singh	IND
	5	55	GROB Oliver Thomas	SUI

Note:

Skaters ranked 1-8 qualify for the Semifinals; the remainder are eliminated.

Timing and Results provided by Tissot



TUE 12 AUG 2025
Start Time 08:20

Results

As of 15 AUG 2025

Rank	Heat	Number	Name	NOC Code	Result	
1	1	13	TASCON HOLGUIN Jhon Edwar	COL	33.208	q
2	1	36	MAIORCA Vincenzo	ITA	33.251	q
3	1	52	GUZMAN BITAR Jhoan Sebastian	ESP	33.314	q
4	3	26	SIVILIER Yvan	FRA	33.622	q
5	1	47	ZHANG Zhenhai	CHN	33.747	q
6	2	7	VERDUGO CAMPOS Ricardo Cristopher	CHI	33.777	q
7	3	11	KUO Li-Yang	TPE	33.879	q
8	3	34	GHUMAN Aryanpal Singh	IND	33.906	q
9	2	41	MONSIVAIS VILLALOBOS Carlos Alberto	MEX	33.943	
10	3	16	BOHUMSKY Tomas	CZE	34.001	
11	2	19	ULCUANGO OJEDA Jeremy Israel	ECU	34.075	
12	2	28	PUCKLITZSCH Ron	GER	34.101	
13	1	31	NERY ARREOLA Brayner Epifanio	GUA	34.267	
14	2	49	MARTINS FREITAS Antonio Edgar	POR	34.459	
15	3	55	GROB Oliver Thomas	SUI	34.712	

Note:

Skaters ranked 1-8 qualify for the Semifinals; the remainder are eliminated.

Legend:

q Qualified by time

Timing and Results provided by Tissot



INLINE SPEED SKATING ROAD

Men's Point Race 10,000m



TUE 12 AUG 2025

Entry List by Event

As of 15 AUG 2025

NOC	Name	Number	Date of Birth
CHI - Chile	RAMIREZ Hugo	6	05 JUL 1993
CHN - People's Republic of China	PAN Zhiyuan	46	01 DEC 2006
COL - Colombia	MANTILLA PINILLA Juan Jacobo	12	30 JAN 2003
ECU - Ecuador	GARCIA PAZMINO Nicolas Alexander	18	01 JAN 2004
ESP - Spain	PEULA CABELLO Francisco Jose	53	01 JUN 1988
FRA - France	FERRIE Martin	25	18 JAN 1998
GER - Germany	BUHNEMANN Nils	27	26 SEP 2000
IND - India	VELKUMAR Anandkumar	35	19 JAN 2003
ITA - Italy	NIERO Daniel	37	16 OCT 1996
KOR - Republic of Korea	BAE Juncheol	50	19 NOV 2003
NZL - New Zealand	MORPETH Chase Logan	42	19 DEC 2005
PAR - Paraguay	MIRENA ORTIZ Julio Cesar	43	25 NOV 1995
POR - Portugal	FONSECA BRAVO Miguel	48	13 JAN 1998
SUI - Switzerland	WENGER Livio	56	20 JAN 1993
TPE - Chinese Taipei	CHAO Tsu-Cheng	10	29 SEP 1995



TUE 12 AUG 2025

Event Classification

As of 15 AUG 2025

Rank	Number	Name	NOC Code
1	53	PEULA CABELLO Francisco Jose	ESP
2	43	MIRENA ORTIZ Julio Cesar	PAR
3	25	FERRIE Martin	FRA
4	18	GARCIA PAZMINO Nicolas Alexander	ECU
5	48	FONSECA BRAVO Miguel	POR
6	56	WENGER Livio	SUI
7	50	BAE Juncheol	KOR
8	10	CHAO Tsu-Cheng	TPE
9	12	MANTILLA PINILLA Juan Jacobo	COL
10	27	BUHNEMANN Nils	GER
11	46	PAN Zhiyuan	CHN
12	35	VELKUMAR Anandkumar	IND
13	6	RAMIREZ Hugo	CHI
14	37	NIERO Daniel	ITA
15	42	MORPETH Chase Logan	NZL



Medallists

As of 15 AUG 2025

Medal	Name	NOC
Gold	PEULA CABELLO Francisco Jose	ESP - Spain
Silver	MIRENA ORTIZ Julio Cesar	PAR - Paraguay
Bronze	FERRIE Martin	FRA - France



TUE 12 AUG 2025
Start Time 10:50

Start List

As of 15 AUG 2025

Start Order	Number	Name	NOC Code
1	37	NIERO Daniel	ITA
2	25	FERRIE Martin	FRA
3	10	CHAO Tsu-Cheng	TPE
4	27	BUHNEMANN Nils	GER
5	12	MANTILLA PINILLA Juan Jacobo	COL
6	53	PEULA CABELLO Francisco Jose	ESP
7	6	RAMIREZ Hugo	CHI
8	48	FONSECA BRAVO Miguel	POR
9	35	VELKUMAR Anandkumar	IND
10	18	GARCIA PAZMINO Nicolas Alexander	ECU
11	43	MIRENA ORTIZ Julio Cesar	PAR
12	46	PAN Zhiyuan	CHN
13	50	BAE Juncheol	KOR
14	42	MORPETH Chase Logan	NZL
15	56	WENGER Livio	SUI



TUE 12 AUG 2025
Start Time 10:50

Results

As of 15 AUG 2025

Rank	Number	Name	NOC Code	Time	Result
1	53	PEULA CABELLO Francisco Jose	ESP	14:41.439	32
2	43	MIRENA ORTIZ Julio Cesar	PAR	14:41.525	30
3	25	FERRIE Martin	FRA	14:59.005	1
4	18	GARCIA PAZMINO Nicolas Alexander	ECU	15:14.798	1
5	48	FONSECA BRAVO Miguel	POR	15:08.214	0
6	56	WENGER Livio	SUI	16:18.548	0
7	50	BAE Juncheol	KOR	16:21.264	0
8	10	CHAO Tsu-Cheng	TPE	16:22.509	0
9	12	MANTILLA PINILLA Juan Jacobo	COL	16:24.637	0
10	27	BUHNEMANN Nils	GER	16:26.235	0
11	46	PAN Zhiyuan	CHN	16:31.373	0
12	35	VELKUMAR Anandkumar	IND	16:31.690	0
13	6	RAMIREZ Hugo	CHI	16:36.229	0
14	37	NIERO Daniel	ITA	16:50.576	0
15	42	MORPETH Chase Logan	NZL	17:24.983	0



TWG
2025
CHENGDU



INLINE SPEED SKATING ROAD

Men's Elimination Race
15,000m



WED 13 AUG 2025

Entry List by Event

As of 15 AUG 2025

NOC	Name	Number	Date of Birth
CHI - Chile	RAMIREZ Hugo	6	05 JUL 1993
CHN - People's Republic of China	PAN Zhiyuan	46	01 DEC 2006
COL - Colombia	MANTILLA PINILLA Juan Jacobo	12	30 JAN 2003
ECU - Ecuador	GARCIA PAZMINO Nicolas Alexander	18	01 JAN 2004
ESP - Spain	PEULA CABELLO Francisco Jose	53	01 JUN 1988
FRA - France	FERRIE Martin	25	18 JAN 1998
GER - Germany	BUHNEMANN Nils	27	26 SEP 2000
IND - India	VELKUMAR Anandkumar	35	19 JAN 2003
ITA - Italy	NIERO Daniel	37	16 OCT 1996
KOR - Republic of Korea	BAE Juncheol	50	19 NOV 2003
NZL - New Zealand	MORPETH Chase Logan	42	19 DEC 2005
PAR - Paraguay	MIRENA ORTIZ Julio Cesar	43	25 NOV 1995
POR - Portugal	FONSECA BRAVO Miguel	48	13 JAN 1998
SUI - Switzerland	WENGER Livio	56	20 JAN 1993
TPE - Chinese Taipei	CHAO Tsu-Cheng	10	29 SEP 1995



Event Classification

As of 15 AUG 2025

Rank	Number	Name	NOC Code
1	12	MANTILLA PINILLA Juan Jacobo	COL
2	18	GARCIA PAZMINO Nicolas Alexander	ECU
3	25	FERRIE Martin	FRA
4	37	NIERO Daniel	ITA
5	53	PEULA CABELLO Francisco Jose	ESP
6	10	CHAO Tsu-Cheng	TPE
7	35	VELKUMAR Anandkumar	IND
8	43	MIRENA ORTIZ Julio Cesar	PAR
9	6	RAMIREZ Hugo	CHI
10	56	WENGER Livio	SUI
11	50	BAE Juncheol	KOR
12	48	FONSECA BRAVO Miguel	POR
13	46	PAN Zhiyuan	CHN
14	27	BUHNEMANN Nils	GER
15	42	MORPETH Chase Logan	NZL



WED 13 AUG 2025

Medallists

As of 15 AUG 2025

Medal	Name	NOC
Gold	MANTILLA PINILLA Juan Jacobo	COL - Colombia
Silver	GARCIA PAZMINO Nicolas Alexander	ECU - Ecuador
Bronze	FERRIE Martin	FRA - France



Start List

REVISED
15 AUG 18:47

As of 15 AUG 2025

Start Order	Number	Name	NOC Code
1	37	NIERO Daniel	ITA
2	25	FERRIE Martin	FRA
3	10	CHAO Tsu-Cheng	TPE
4	27	BUHNEMANN Nils	GER
5	12	MANTILLA PINILLA Juan Jacobo	COL
6	53	PEULA CABELLO Francisco Jose	ESP
7	6	RAMIREZ Hugo	CHI
8	48	FONSECA BRAVO Miguel	POR
9	35	VELKUMAR Anandkumar	IND
10	18	GARCIA PAZMINO Nicolas Alexander	ECU
11	43	MIRENA ORTIZ Julio Cesar	PAR
12	46	PAN Zhiyuan	CHN
13	50	BAE Juncheol	KOR
14	42	MORPETH Chase Logan	NZL
15	56	WENGER Livio	SUI

REVISED

IF judge updated Men's Elimination race start list.

Timing and Results provided by Tissot

ISSMELIM15KM-----FNL-----_51A v5.0

Report Created FRI 15 AUG 2025 16:47

Page 1/1



Results

As of 15 AUG 2025

Rank	Number	Name	NOC Code		Time	Elimination Order
1	12	MANTILLA PINILLA Juan Jacobo	COL	W1	23:20.565	
2	18	GARCIA PAZMINO Nicolas Alexander	ECU	W1	23:20.981	
3	25	FERRIE Martin	FRA		23:39.668	
4	37	NIERO Daniel	ITA		ELIM	12
5	53	PEULA CABELLO Francisco Jose	ESP		ELIM	11
6	10	CHAO Tsu-Cheng	TPE		ELIM	10
7	35	VELKUMAR Anandkumar	IND		ELIM	9
8	43	MIRENA ORTIZ Julio Cesar	PAR		ELIM	8
9	6	RAMIREZ Hugo	CHI		ELIM	7
10	56	WENGER Livio	SUI		ELIM	6
11	50	BAE Juncheol	KOR	W1	ELIM	5
12	48	FONSECA BRAVO Miguel	POR		ELIM	4
13	46	PAN Zhiyuan	CHN		ELIM	3
14	27	BUHNEMANN Nils	GER		ELIM	2
15	42	MORPETH Chase Logan	NZL		ELIM	1

Legend:

ELIM Elimination **W1** For One Warning

Timing and Results provided by Tissot



TWG
2025
CHENGDU



INLINE SPEED SKATING ROAD

Women's Sprint 100m



WED 13 AUG 2025

Entry List by Event

As of 15 AUG 2025

NOC	Name	Number	Date of Birth
BEL - Belgium	VANHOUTTE Fran	3	24 MAY 2003
CHI - Chile	LORCA Catalina	4	22 DEC 2004
CHN - People's Republic of China	ZHOU Qing	45	29 NOV 2000
COL - Colombia	TIMMS ARIZA Maria Fernanda	15	30 SEP 1999
ECU - Ecuador	ARIAS Maria Loreto	20	25 MAY 2001
ESA - El Salvador	NOCHEZ GALLARDO Ivonne Sarai	22	23 APR 2004
ESP - Spain	LUISA Gonzalez	54	08 JUL 2003
FRA - France	BRUNET ALVAREZ Haila	23	16 MAY 1988
GER - Germany	SCHIMEK Anna-Laethisia	30	05 DEC 1992
GUA - Guatemala	SOBERANIS Dalia	32	30 OCT 1996
ITA - Italy	VARANI Asja	62	17 MAR 2001
KOR - Republic of Korea	LEE Yerim	51	13 MAY 2002
TPE - Chinese Taipei	LIU Yi-Hsuan	9	17 FEB 1995
USA - United States of America	FOSTER Jazzmyn Elaina	58	16 APR 2000
VEN - Venezuela	FERNANDEZ OSORIO Nelly Saidie	59	21 FEB 2005



Event Classification

As of 15 AUG 2025

Phase	Rank	Number	Name	NOC Code	Phase Rank			Best Result
					Preliminary Round	Semifinal	Final	
Final	1	22	NOCHEZ GALLARDO Ivonne Sarai	ESA	1	1	1	10.702
	2	23	BRUNET ALVAREZ Haila	FRA	2	2	2	10.742
	3	32	SOBERANIS Dalia	GUA	3	3	3	11.069
Semifinals	4	59	FERNANDEZ OSORIO Nelly Saidie	VEN	4	4		11.171
	5	20	ARIAS Maria Loreto	ECU	8	5		11.238
	6	4	LORCA Catalina	CHI	7	6		11.246
	7	62	VARANI Asja	ITA	5	7		11.279
	8	3	VANHOUTTE Fran	BEL	9	8		11.292
Preliminary Round	9	15	TIMMS ARIZA Maria Fernanda	COL	6	9		11.288
	10	9	LIU Yi-Hsuan	TPE	10			11.399
	11	45	ZHOU Qing	CHN	11			11.417
	12	58	FOSTER Jazzmyn Elaina	USA	12			11.448
	13	54	LUISA Gonzalez	ESP	13			11.576
	14	51	LEE Yerim	KOR	14			12.942
	15	30	SCHIMEK Anna-Laethisia	GER	15			13.029



WED 13 AUG 2025

Medallists

As of 15 AUG 2025

Medal	Name	NOC
Gold	NOCHEZ GALLARDO Ivonne Sarai	ESA - El Salvador
Silver	BRUNET ALVAREZ Haila	FRA - France
Bronze	SOBERANIS Dalia	GUA - Guatemala

WED 13 AUG 2025
Start Time 11:30

Start List

As of 15 AUG 2025

Start Order	Number	Name	NOC Code
1	22	NOCHEZ GALLARDO Ivonne Sarai	ESA
2	23	BRUNET ALVAREZ Haila	FRA
3	32	SOBERANIS Dalia	GUA



WED 13 AUG 2025
Start Time 11:30

Results

As of 15 AUG 2025

Rank	Number	Name	NOC Code	Result
1	22	NOCHEZ GALLARDO Ivonne Sarai	ESA	10.702
2	23	BRUNET ALVAREZ Haila	FRA	10.742
3	32	SOBERANIS Dalia	GUA	11.275



WED 13 AUG 2025
Start Time 09:30

Start List

As of 15 AUG 2025

Heat	Start Order	Number	Name	NOC Code
Heat 1	1	22	NOCHEZ GALLARDO Ivonne Sarai	ESA
	2	15	TIMMS ARIZA Maria Fernanda	COL
	3	4	LORCA Catalina	CHI
Heat 2	1	23	BRUNET ALVAREZ Haila	FRA
	2	62	VARANI Asja	ITA
	3	20	ARIAS Maria Loreto	ECU
Heat 3	1	32	SOBERANIS Dalia	GUA
	2	59	FERNANDEZ OSORIO Nelly Saidie	VEN
	3	3	VANHOUTTE Fran	BEL

Note:

The winner per heat to qualify for the Final.



WED 13 AUG 2025
Start Time 09:30

Results

As of 15 AUG 2025

Rank	Number	Name	NOC Code	Result
Heat 1				
1	22	NOCHEZ GALLARDO Ivonne Sarai	ESA	10.840 Q
2	4	LORCA Catalina	CHI	11.246
3	15	TIMMS ARIZA Maria Fernanda	COL	11.403
Heat 2				
1	23	BRUNET ALVAREZ Haila	FRA	10.948 Q
2	20	ARIAS Maria Loreto	ECU	11.238
3	62	VARANI Asja	ITA	11.284
Heat 3				
1	32	SOBERANIS Dalia	GUA	11.069 Q
2	59	FERNANDEZ OSORIO Nelly Saidie	VEN	11.171
3	3	VANHOUTTE Fran	BEL	11.292

Note:

The winner per heat to qualify for the Final.

Legend:

Q Qualified by place

Timing and Results provided by Tissot



Start List

REVISED
15 AUG 18:41

As of 15 AUG 2025

Heat	Start Order	Number	Name	NOC Code
Heat 1	1	45	ZHOU Qing	CHN
	2	22	NOCHEZ GALLARDO Ivonne Sarai	ESA
	3	51	LEE Yerim	KOR
Heat 2	1	54	LUISA Gonzalez	ESP
	2	58	FOSTER Jazzmyn Elaina	USA
	3	3	VANHOUTTE Fran	BEL
Heat 3	1	30	SCHIMEK Anna-Laethisia	GER
	2	20	ARIAS Maria Loreto	ECU
	3	62	VARANI Asja	ITA
Heat 4	1	59	FERNANDEZ OSORIO Nelly Saidie	VEN
	2	4	LORCA Catalina	CHI
	3	32	SOBERANIS Dalia	GUA
Heat 5	1	15	TIMMS ARIZA Maria Fernanda	COL
	2	23	BRUNET ALVAREZ Haila	FRA
	3	9	LIU Yi-Hsuan	TPE

Note:

Skaters ranked 1-9 qualify for the Semifinals; the remainder are eliminated.

REVISED

The skater bib number 39 VARANI Asja (ITA) changed his bib number to 62.

Timing and Results provided by Tissot



Results

As of 15 AUG 2025

Rank	Heat	Number	Name	NOC Code	Result	
1	1	22	NOCHEZ GALLARDO Ivonne Sarai	ESA	10.909	q
2	5	23	BRUNET ALVAREZ Haila	FRA	10.945	q
3	4	32	SOBERANIS Dalia	GUA	11.108	q
4	4	59	FERNANDEZ OSORIO Nelly Saidie	VEN	11.260	q
5	3	62	VARANI Asja	ITA	11.279	q
6	5	15	TIMMS ARIZA Maria Fernanda	COL	11.288	q
7	4	4	LORCA Catalina	CHI	11.302	q
8	3	20	ARIAS Maria Loreto	ECU	11.303	q
9	2	3	VANHOUTTE Fran	BEL	11.358	q
10	5	9	LIU Yi-Hsuan	TPE	11.399	
11	1	45	ZHOU Qing	CHN	11.417	
12	2	58	FOSTER Jazzmyn Elaina	USA	11.448	
13	2	54	LUISA Gonzalez	ESP	11.576	
14	1	51	LEE Yerim	KOR	12.942	
15	3	30	SCHIMEK Anna-Laethisia	GER	13.029	

Note:

Skaters ranked 1-9 qualify for the Semifinals; the remainder are eliminated.

Legend:

q Qualified by time

Timing and Results provided by Tissot



TWG
2025
CHENGDU



INLINE SPEED SKATING ROAD

Women's 1 Lap



TUE 12 AUG 2025

Entry List by Event

As of 15 AUG 2025

NOC	Name	Number	Date of Birth
BEL - Belgium	VANHOUTTE Fran	3	24 MAY 2003
CHI - Chile	LORCA Catalina	4	22 DEC 2004
CHN - People's Republic of China	ZHOU Qing	45	29 NOV 2000
COL - Colombia	TIMMS ARIZA Maria Fernanda	15	30 SEP 1999
ECU - Ecuador	ARIAS Maria Loreto	20	25 MAY 2001
ESA - El Salvador	NOCHEZ GALLARDO Ivonne Sarai	22	23 APR 2004
ESP - Spain	LUISA Gonzalez	54	08 JUL 2003
FRA - France	BRUNET ALVAREZ Haila	23	16 MAY 1988
GER - Germany	SCHIMEK Anna-Laethisia	30	05 DEC 1992
GUA - Guatemala	SOBERANIS Dalia	32	30 OCT 1996
ITA - Italy	VARANI Asja	62	17 MAR 2001
KOR - Republic of Korea	LEE Yerim	51	13 MAY 2002
TPE - Chinese Taipei	LIU Yi-Hsuan	9	17 FEB 1995
USA - United States of America	FOSTER Jazzmyn Elaina	58	16 APR 2000
VEN - Venezuela	FERNANDEZ OSORIO Nelly Saidie	59	21 FEB 2005



TUE 12 AUG 2025

Event Classification

As of 15 AUG 2025

Phase	Rank	Number	Name	NOC Code	Phase Rank			Best Result
					Preliminary Round	Semifinal	Final	
Final	1	15	TIMMS ARIZA Maria Fernanda	COL	1	1	1	35.935
	2	3	VANHOUTTE Fran	BEL	2	2	2	36.087
	3	30	SCHIMEK Anna-Laethisia	GER	4	3	3	36.359
	4	59	FERNANDEZ OSORIO Nelly Saidie	VEN	7	4	4	36.617
	5	9	LIU Yi-Hsuan	TPE	5	5	5	36.383
	6	51	LEE Yerim	KOR	8	7	6	36.705
	7	45	ZHOU Qing	CHN	3	6	7	36.219
	8	32	SOBERANIS Dalia	GUA	6	8	8	36.466
Preliminary Round	9	62	VARANI Asja	ITA	9			36.735
	10	54	LUISA Gonzalez	ESP	10			36.897
	11	22	NOCHEZ GALLARDO Ivonne Sarai	ESA	11			37.132
	12	20	ARIAS Maria Loreto	ECU	12			37.315
	13	23	BRUNET ALVAREZ Haila	FRA	13			37.320
	14	4	LORCA Catalina	CHI	14			37.451
	15	58	FOSTER Jazzmyn Elaina	USA	15			37.535



TUE 12 AUG 2025

Medallists

As of 15 AUG 2025

Medal	Name	NOC
Gold	TIMMS ARIZA Maria Fernanda	COL - Colombia
Silver	VANHOUTTE Fran	BEL - Belgium
Bronze	SCHIMEK Anna-Laethisia	GER - Germany



TUE 12 AUG 2025
Start Time 11:40

Start List

As of 15 AUG 2025

Heat	Start Order	Number	Name	NOC Code
Final A	1	15	TIMMS ARIZA Maria Fernanda	COL
	2	3	VANHOUTTE Fran	BEL
	3	30	SCHIMEK Anna-Laethisia	GER
	4	59	FERNANDEZ OSORIO Nelly Saidie	VEN
Final B	1	9	LIU Yi-Hsuan	TPE
	2	45	ZHOU Qing	CHN
	3	51	LEE Yerim	KOR
	4	32	SOBERANIS Dalia	GUA



TUE 12 AUG 2025
Start Time 11:40

Results

As of 15 AUG 2025

Rank	Number	Name	NOC Code		Result
1	9	LIU Yi-Hsuan	TPE		37.990
2	51	LEE Yerim	KOR	FS	38.169
3	45	ZHOU Qing	CHN		38.497
4	32	SOBERANIS Dalia	GUA		38.581

Legend:
FS False Start



TUE 12 AUG 2025
Start Time 11:40

Results

As of 15 AUG 2025

Rank	Number	Name	NOC Code	Result
1	15	TIMMS ARIZA Maria Fernanda	COL	37.982
2	3	VANHOUTTE Fran	BEL	38.155
3	30	SCHIMEK Anna-Laethisia	GER	38.266
4	59	FERNANDEZ OSORIO Nelly Saidie	VEN	38.587

Legend:

FS False Start

Timing and Results provided by Tissot



TUE 12 AUG 2025
Start Time 09:50

Start List

As of 15 AUG 2025

Heat	Start Order	Number	Name	NOC Code
Heat 1	1	15	TIMMS ARIZA Maria Fernanda	COL
	2	30	SCHIMEK Anna-Laethisia	GER
	3	9	LIU Yi-Hsuan	TPE
	4	51	LEE Yerim	KOR
Heat 2	1	3	VANHOUTTE Fran	BEL
	2	45	ZHOU Qing	CHN
	3	32	SOBERANIS Dalia	GUA
	4	59	FERNANDEZ OSORIO Nelly Saidie	VEN

Note:

Places 1-2 from each Semifinal go to Final A; places 3-4 from each Semifinal go to Final B.

Timing and Results provided by Tissot



TUE 12 AUG 2025
Start Time 08:00

Start List

As of 15 AUG 2025

Heat	Start Order	Number	Name	NOC Code
Heat 1	1	15	TIMMS ARIZA Maria Fernanda	COL
	2	32	SOBERANIS Dalia	GUA
	3	30	SCHIMEK Anna-Laethisia	GER
	4	3	VANHOUTTE Fran	BEL
	5	45	ZHOU Qing	CHN
Heat 2	1	23	BRUNET ALVAREZ Haila	FRA
	2	4	LORCA Catalina	CHI
	3	20	ARIAS Maria Loreto	ECU
	4	58	FOSTER Jazzmyn Elaina	USA
	5	22	NOCHEZ GALLARDO Ivonne Sarai	ESA
Heat 3	1	9	LIU Yi-Hsuan	TPE
	2	59	FERNANDEZ OSORIO Nelly Saidie	VEN
	3	62	VARANI Asja	ITA
	4	54	LUISA Gonzalez	ESP
	5	51	LEE Yerim	KOR

Note:

Skaters ranked 1-8 qualify for the Semifinals; the remainder are eliminated.



TWG
2025
CHENGDU



INLINE SPEED SKATING ROAD

Women's Point Race 10,000m



TUE 12 AUG 2025

Entry List by Event

REVISED
15 AUG 16:17

As of 15 AUG 2025

NOC	Name	Number	Date of Birth
AUT - Austria	PETUTSCHNIGG Anna	1	24 DEC 2001
BEL - Belgium	GEERTS Jorun	2	24 NOV 2005
CHI - Chile	SAN MARTIN Javiera	5	08 MAR 1996
CHN - People's Republic of China	GUO Dan	44	06 DEC 1990
COL - Colombia	RUEDA Gabriela	14	13 SEP 2000
CZE - Czechia	KAINOVA Katerina	17	14 APR 2003
ECU - Ecuador	VARGAS SARMIENTO Gabriela	21	28 JAN 1998
FRA - France	LEFEUVRE Marine	24	12 FEB 1997
GER - Germany	GAISER Larissa Ursula	29	28 AUG 1998
HUN - Hungary	GARDI Dominika	33	13 MAY 1998
ITA - Italy	PALUZZI Edda	61	03 JAN 2000
MEX - Mexico	LETELIER CARTAGENA Valentina Alej	40	21 AUG 1991
NED - Netherlands	VAN LOON Lianne	57	29 JUN 2000
TPE - Chinese Taipei	CHANG Yu-Hsin	8	16 NOV 1997
VEN - Venezuela	QUINTERO VALERA Angy Anabela	60	12 NOV 1998

REVISED

The NOC Name was changed to a long name, and the athlete GABRIELA Rueda (COL) 's name was changed to RUEDA Gabriela.

Timing and Results provided by Tissot



TUE 12 AUG 2025

Event Classification

REVISED
15 AUG 17:37

As of 15 AUG 2025

Rank	Number	Name	NOC Code
1	24	LEFEUVRE Marine	FRA
2	14	RUEDA Gabriela	COL
3	21	VARGAS SARMIENTO Gabriela	ECU
4	8	CHANG Yu-Hsin	TPE
5	29	GAISER Larissa Ursula	GER
6	44	GUO Dan	CHN
7	57	VAN LOON Lianne	NED
8	40	LETELIER CARTAGENA Valentina Alejan	MEX
9	2	GEERTS Jorun	BEL
10	5	SAN MARTIN Javiera	CHI
11	61	PALUZZI Edda	ITA
12	33	GARDI Dominika	HUN
13	1	PETUTSCHNIGG Anna	AUT
14	17	KAINOVA Katerina	CZE
15	60	QUINTERO VALERA Angy Anabela	VEN

REVISED

The athlete GABRIELA Rueda (COL) 's name was changed to RUEDA Gabriela.

Timing and Results provided by Tissot



Medallists

As of 15 AUG 2025

Medal	Name	NOC
Gold	LEFEUVRE Marine	FRA - France
Silver	RUEDA Gabriela	COL - Colombia
Bronze	VARGAS SARMIENTO Gabriela	ECU - Ecuador



Start List

REVISED
15 AUG 16:27

As of 15 AUG 2025

Start Order	Number	Name	NOC Code
1	14	RUEDA Gabriela	COL
2	24	LEFEUVRE Marine	FRA
3	8	CHANG Yu-Hsin	TPE
4	60	QUINTERO VALERA Angy Anabela	VEN
5	40	LETELIER CARTAGENA Valentina Alejan	MEX
6	5	SAN MARTIN Javiera	CHI
7	29	GAISER Larissa Ursula	GER
8	21	VARGAS SARMIENTO Gabriela	ECU
9	61	PALUZZI Edda	ITA
10	33	GARDI Dominika	HUN
11	1	PETUTSCHNIGG Anna	AUT
12	2	GEERTS Jorun	BEL
13	17	KAINOVA Katerina	CZE
14	44	GUO Dan	CHN
15	57	VAN LOON Lianne	NED

REVISED

The athlete GABRIELA Rueda (COL) 's name was changed to RUEDA Gabriela.

Timing and Results provided by Tissot



Results

REVISED

15 AUG 16:38

As of 15 AUG 2025

Rank	Number	Name	NOC Code	Time	Result
1	24	LEFEUVRE Marine	FRA	15:21.054	11
2	14	RUEDA Gabriela	COL	15:37.155	10
3	21	VARGAS SARMIENTO Gabriela	ECU	15:40.107	9
4	8	CHANG Yu-Hsin	TPE	15:21.261	8
5	29	GAISER Larissa Ursula	GER	15:37.208	7
6	44	GUO Dan	CHN	15:21.628	6
7	57	VAN LOON Lianne	NED	15:37.542	6
8	40	LETELIER CARTAGENA Valentina Alejan	MEX	16:02.516	6
9	2	GEERTS Jorun	BEL	15:37.157	2
10	5	SAN MARTIN Javiera	CHI	15:37.197	1
11	61	PALUZZI Edda	ITA	15:38.623	0
12	33	GARDI Dominika	HUN	LAP	
13	1	PETUTSCHNIGG Anna	AUT	LAP	
14	17	KAINOVA Katerina	CZE	LAP	
15	60	QUINTERO VALERA Angy Anabela	VEN	LAP	

Legend:

LAP Exceed lap W1 For One Warning

REVISED

The athlete GABRIELA Rueda (COL) 's name was changed to RUEDA Gabriela.

Timing and Results provided by Tissot



TWG
2025
CHENGDU



INLINE SPEED SKATING ROAD

Women's Elimination Race
15,000m



Entry List by Event

REVISED
15 AUG 18:15

As of 15 AUG 2025

NOC	Name	Number	Date of Birth
AUT - Austria	PETUTSCHNIGG Anna	1	24 DEC 2001
BEL - Belgium	GEERTS Jorun	2	24 NOV 2005
CHI - Chile	SAN MARTIN Javiera	5	08 MAR 1996
CHN - People's Republic of China	GUO Dan	44	06 DEC 1990
COL - Colombia	RUEDA Gabriela	14	13 SEP 2000
CZE - Czechia	KAINOVA Katerina	17	14 APR 2003
ECU - Ecuador	VARGAS SARMIENTO Gabriela	21	28 JAN 1998
FRA - France	LEFEUVRE Marine	24	12 FEB 1997
GER - Germany	GAISER Larissa Ursula	29	28 AUG 1998
HUN - Hungary	GARDI Dominika	33	13 MAY 1998
ITA - Italy	PALUZZI Edda	61	03 JAN 2000
MEX - Mexico	LETELIER CARTAGENA Valentina Alej	40	21 AUG 1991
NED - Netherlands	VAN LOON Lianne	57	29 JUN 2000
TPE - Chinese Taipei	CHANG Yu-Hsin	8	16 NOV 1997
VEN - Venezuela	QUINTERO VALERA Angy Anabela	60	12 NOV 1998

REVISED

The NOC Name was changed to a long name, and the athlete GABRIELA Rueda (COL) 's name was changed to RUEDA Gabriela.

Timing and Results provided by Tissot



Event Classification

As of 15 AUG 2025

Rank	Number	Name	NOC Code
1	14	RUEDA Gabriela	COL
2	24	LEFEUVRE Marine	FRA
3	40	LETELIER CARTAGENA Valentina Alejan	MEX
4	5	SAN MARTIN Javiera	CHI
5	57	VAN LOON Lianne	NED
6	21	VARGAS SARMIENTO Gabriela	ECU
7	29	GAISER Larissa Ursula	GER
8	8	CHANG Yu-Hsin	TPE
9	61	PALUZZI Edda	ITA
10	2	GEERTS Jorun	BEL
11	33	GARDI Dominika	HUN
12	1	PETUTSCHNIGG Anna	AUT
13	44	GUO Dan	CHN
14	17	KAINOVA Katerina	CZE
DNS	60	QUINTERO VALERA Angy Anabela	VEN

Legend:

DNS Did not start

Timing and Results provided by Tissot



WED 13 AUG 2025

Medallists

As of 15 AUG 2025

Medal	Name	NOC
Gold	RUEDA Gabriela	COL - Colombia
Silver	LEFEUVRE Marine	FRA - France
Bronze	LETELIER CARTAGENA Valentina Alejan	MEX - Mexico



Start List

REVISED
15 AUG 18:45

As of 15 AUG 2025

Start Order	Number	Name	NOC Code
1	14	RUEDA Gabriela	COL
2	24	LEFEUVRE Marine	FRA
3	8	CHANG Yu-Hsin	TPE
4	60	QUINTERO VALERA Angy Anabela	VEN
5	40	LETELIER CARTAGENA Valentina Alejan	MEX
6	5	SAN MARTIN Javiera	CHI
7	29	GAISER Larissa Ursula	GER
8	21	VARGAS SARMIENTO Gabriela	ECU
9	61	PALUZZI Edda	ITA
10	33	GARDI Dominika	HUN
11	1	PETUTSCHNIGG Anna	AUT
12	2	GEERTS Jorun	BEL
13	17	KAINOVA Katerina	CZE
14	44	GUO Dan	CHN
15	57	VAN LOON Lianne	NED

REVISED

The athlete GABRIELA Rueda (COL) 's name was changed to RUEDA Gabriela.



Results

REVISED
15 AUG 18:55

As of 15 AUG 2025

Rank	Number	Name	NOC Code	Time	Elimination Order
1	14	RUEDA Gabriela	COL	28:20.317	
2	24	LEFEUVRE Marine	FRA	28:20.588	
3	40	LETELIER CARTAGENA Valentina Alejan	MEX	28:22.444	
4	5	SAN MARTIN Javiera	CHI	ELIM	11
5	57	VAN LOON Lianne	NED	ELIM	10
6	21	VARGAS SARMIENTO Gabriela	ECU	ELIM	9
7	29	GAISER Larissa Ursula	GER	ELIM	8
8	8	CHANG Yu-Hsin	TPE	ELIM	7
9	61	PALUZZI Edda	ITA	ELIM	6
10	2	GEERTS Jorun	BEL	ELIM	5
11	33	GARDI Dominika	HUN	ELIM	4
12	1	PETUTSCHNIGG Anna	AUT	ELIM	3
13	44	GUO Dan	CHN	ELIM	2
14	17	KAINOVA Katerina	CZE	ELIM	1
	60	QUINTERO VALERA Angy Anabela	VEN	DNS	

Legend:

DNS Did not start **ELIM** Elimination **W1** For One Warning

REVISED

The athlete GABRIELA Rueda (COL) 's name was changed to RUEDA Gabriela.

Timing and Results provided by Tissot



TWG
2025
CHENGDU



INLINE SPEED SKATING TRACK

RESULTS BOOK

TABLE OF CONTENTS



26	Inline Speed Skating Track	2630
26.1	Table of Contents	2631
26.2	Competition Schedule	2636
26.3	Number of Entries by NOC	2637
26.4	Entry List by NOC	2638
26.5	Medallists by Event	2640
26.6	Medal Standings	2641
26.7	Men's Dual Time Trial 200m	2642
26.7.1	Entry List by Event	2643
26.7.2	Event Classification	2644
26.7.3	Medallists	2645
26.7.4	Final	2646
26.7.4.1	Start List	2646
26.7.4.2	Results	2647
26.7.5	Qualification	2648
26.7.5.1	Start List	2648
26.7.5.2	Results	2649
26.8	Men's Sprint 500m +D	2650
26.8.1	Entry List by Event	2651
26.8.2	Event Classification	2652
26.8.3	Medallists	2653
26.8.4	Final	2654
26.8.4.1	Start List	2654
26.8.4.2	Final B Results	2655
26.8.4.3	Final A Results	2656
26.8.5	Semifinals	2657
26.8.5.1	Start List	2657
26.8.5.2	Results	2658
26.8.6	Preliminary Round	2659
26.8.6.1	Start List	2659
26.8.6.2	Results	2660
26.9	Men's Sprint 1,000m	2661
26.9.1	Entry List by Event	2662
26.9.2	Event Classification	2663
26.9.3	Medallists	2665
26.9.4	Final	2666
26.9.4.1	Start List	2666

RESULTS BOOK

TABLE OF CONTENTS

26.9.4.2	Results	2667
26.9.5	Semifinals	2668
26.9.5.1	Start List	2668
26.9.5.2	Results	2669
26.9.6	Preliminary Round	2670
26.9.6.1	Start List	2670
26.9.6.2	Results	2671
26.10	Men's Point Race 5,000m	2672
26.10.1	Entry List by Event	2673
26.10.2	Event Classification	2674
26.10.3	Medallists	2675
26.10.4	Final	2676
26.10.4.1	Start List	2676
26.10.4.2	Results	2677
26.11	Men's Elimination Race 10,000m	2678
26.11.1	Entry List by Event	2679
26.11.2	Event Classification	2680
26.11.3	Medallists	2681
26.11.4	Final	2682
26.11.4.1	Start List	2682
26.11.4.2	Results	2683
26.12	Women's Dual Time Trial 200m	2684
26.12.1	Entry List by Event	2685
26.12.2	Event Classification	2686
26.12.3	Medallists	2687
26.12.4	Final	2688
26.12.4.1	Start List	2688
26.12.4.2	Results	2689
26.12.5	Qualification	2690
26.12.5.1	Start List	2690
26.12.5.2	Results	2691
26.13	Women's Sprint 500m +D	2692
26.13.1	Entry List by Event	2693
26.13.2	Event Classification	2694
26.13.3	Medallists	2695
26.13.4	Final	2696
26.13.4.1	Start List	2696
26.13.4.2	Final B Results	2697
26.13.4.3	Final A Results	2698
26.13.5	Semifinals	2699
26.13.5.1	Start List	2699
26.13.5.2	Results	2700
26.13.6	Preliminary Round	2701
26.13.6.1	Start List	2701

RESULTS BOOK

TABLE OF CONTENTS

26.13.6.2	Results	2702
26.14	Women's Sprint 1,000m	2703
26.14.1	Entry List by Event	2704
26.14.2	Event Classification	2705
26.14.3	Medallists	2707
26.14.4	Final	2708
26.14.4.1	Start List	2708
26.14.4.2	Results	2709
26.14.5	Semifinals	2710
26.14.5.1	Start List	2710
26.14.5.2	Results	2711
26.14.6	Preliminary Round	2712
26.14.6.1	Start List	2712
26.14.6.2	Results	2713
26.15	Women's Point Race 5,000m	2714
26.15.1	Entry List by Event	2715
26.15.2	Event Classification	2716
26.15.3	Medallists	2717
26.15.4	Final	2718
26.15.4.1	Start List	2718
26.15.4.2	Results	2719
26.16	Women's Elimination Race 10,000m	2720
26.16.1	Entry List by Event	2721
26.16.2	Event Classification	2722
26.16.3	Medallists	2723
26.16.4	Final	2724
26.16.4.1	Start List	2724
26.16.4.2	Results	2725



Competition Schedule

As of 14 AUG 2025

Date	StartTime	Event
THU 14 AUG	08:00	Women's Dual Time Trial 200m Qualification
	08:30	Men's Dual Time Trial 200m Qualification
	09:30	Women's Dual Time Trial 200m Final
	09:50	Men's Dual Time Trial 200m Final
	11:30	Women's Sprint 500m +D Preliminary Round
	11:50	Men's Sprint 500m +D Preliminary Round
THU 14 AUG	16:00	Women's Sprint 500m +D Semifinals
	16:10	Men's Sprint 500m +D Semifinals
	16:30	Women's Point Race 5,000m Final
	16:55	Men's Point Race 5,000m Final
	17:20	Women's Sprint 500m +D Final B
		Women's Sprint 500m +D Final A
	17:30	Men's Sprint 500m +D Final B
		Men's Sprint 500m +D Final A
FRI 15 AUG	08:00	Women's Sprint 1,000m Preliminary Round
	08:30	Men's Sprint 1,000m Preliminary Round
	10:00	Women's Sprint 1,000m Semifinals
	10:15	Men's Sprint 1,000m Semifinals
	12:00	Women's Sprint 1,000m Final
	12:10	Men's Sprint 1,000m Final
FRI 15 AUG	19:00	Women's Elimination Race 10,000m Final
	19:30	Men's Elimination Race 10,000m Final

Note:

Schedule is subject to change

Timing and Results provided by Tissot



Number of Entries by NOC

As of 14 AUG 2025

NOC	Men	Women	Total
AUT - Austria	0	1	1
BEL - Belgium	0	2	2
CHI - Chile	2	2	4
CHN - People's Republic of China	2	2	4
COL - Colombia	2	2	4
CZE - Czechia	1	1	2
ECU - Ecuador	2	2	4
ESA - El Salvador	0	1	1
ESP - Spain	2	1	3
FRA - France	2	2	4
GER - Germany	2	2	4
GUA - Guatemala	1	1	2
HUN - Hungary	0	1	1
IND - India	2	0	2
ITA - Italy	2	2	4
KOR - Republic of Korea	1	1	2
MEX - Mexico	1	1	2
NED - Netherlands	0	1	1
NZL - New Zealand	1	0	1
PAR - Paraguay	1	0	1
POR - Portugal	2	0	2
SUI - Switzerland	2	0	2
TPE - Chinese Taipei	2	2	4
USA - United States of America	0	1	1
VEN - Venezuela	0	1	1
Total:	25	30	59



Entry List by NOC

As of 14 AUG 2025

NOC	Name	Gender	Date of Birth
AUT - Austria	PETUTSCHNIGG Anna	Female	24 DEC 2001
BEL - Belgium	VANHOUTTE Fran	Female	24 MAY 2003
	GEERTS Jorun	Female	24 NOV 2005
CHI - Chile	LORCA Catalina	Female	22 DEC 2004
	RAMIREZ Hugo	Male	05 JUL 1993
	SAN MARTIN Javiera	Female	08 MAR 1996
	VERDUGO CAMPOS Ricardo Cristopher	Male	30 OCT 1986
CHN - People's Republic of China	GUO Dan	Female	06 DEC 1990
	ZHOU Qing	Female	29 NOV 2000
	ZHANG Zhenhai	Male	26 SEP 2001
	PAN Zhiyuan	Male	01 DEC 2006
COL - Colombia	RUEDA Gabriela	Female	13 SEP 2000
	TASCON HOLGUIN Jhon Edwar	Male	23 AUG 2004
	MANTILLA PINILLA Juan Jacobo	Male	30 JAN 2003
	TIMMS ARIZA Maria Fernanda	Female	30 SEP 1999
CZE - Czechia	BOHUMSKY Tomas	Male	29 JAN 2002
	KAINOVA Katerina	Female	14 APR 2003
ECU - Ecuador	VARGAS SARMIENTO Gabriela	Female	28 JAN 1998
	ULCUANGO OJEDA Jeremy Israel	Male	08 MAR 2005
	ARIAS Maria Loreto	Female	25 MAY 2001
	GARCIA PAZMINO Nicolas Alexander	Male	01 JAN 2004
ESA - El Salvador	NOCHEZ GALLARDO Ivonne Sarai	Female	23 APR 2004
ESP - Spain	PEULA CABELLO Francisco Jose	Male	01 JUN 1988
	GUZMAN BITAR Jhoan Sebastian	Male	13 NOV 1995
	GONZALEZ Luisa	Female	08 JUL 2003
FRA - France	BRUNET ALVAREZ Haila	Female	16 MAY 1988
	LEFEUVRE Marine	Female	12 FEB 1997
	FERRIE Martin	Male	18 JAN 1998
	SIVILIER Yvan	Male	27 DEC 2000
GER - Germany	PUCKLITZSCH Ron	Male	07 JAN 1998
	BUHNEMANN Nils	Male	26 SEP 2000
	SCHIMEK Anna-Laethisia	Female	05 DEC 1992
	GAISER Larissa Ursula	Female	28 AUG 1998
GUA - Guatemala	NERY ARREOLA Brayner Epifanio	Male	22 AUG 2006
	SOBERANIS Dalia	Female	30 OCT 1996
HUN - Hungary	GARDI Dominika	Female	13 MAY 1998

Timing and Results provided by Tissot



Entry List by NOC

As of 14 AUG 2025

NOC	Name	Gender	Date of Birth
IND - India	VELKUMAR Anandkumar	Male	19 JAN 2003
	GHUMAN Aryanpal Singh	Male	12 MAY 2001
ITA - Italy	VARANI Asja	Female	17 MAR 2001
	NIERO Daniel	Male	16 OCT 1996
	PALUZZI Edda	Female	03 JAN 2000
	MAIORCA Vincenzo	Male	29 SEP 2000
KOR - Republic of Korea	BAE Juncheol	Male	19 NOV 2003
	LEE Yerim	Female	13 MAY 2002
MEX - Mexico	LETELIER CARTAGENA Valentina Alejan	Female	21 AUG 1991
	MONSIVAIS VILLALOBOS Carlos Alberto	Male	29 OCT 2001
NED - Netherlands	VAN LOON Lianne	Female	29 JUN 2000
NZL - New Zealand	MORPETH Chase Logan	Male	19 DEC 2005
PAR - Paraguay	MIRENA ORTIZ Julio Cesar	Male	25 NOV 1995
POR - Portugal	MARTINS FREITAS Antonio Edgar	Male	02 JAN 1999
	FONSECA BRAVO Miguel	Male	13 JAN 1998
SUI - Switzerland	WENGER Livio	Male	20 JAN 1993
	GROB Oliver Thomas	Male	05 DEC 1996
TPE - Chinese Taipei	KUO Li-Yang	Male	01 AUG 2003
	CHAO Tsu-Cheng	Male	29 SEP 1995
	LIU Yi-Hsuan	Female	17 FEB 1995
	CHANG Yu-Hsin	Female	16 NOV 1997
USA - United States of America	FOSTER Jazzmyn Elaina	Female	16 APR 2000
VEN - Venezuela	FERNANDEZ OSORIO Nelly Saidie	Female	21 FEB 2005



Medallists by Event

As of 15 AUG 2025

After 10 of 10 Events

Event Name	Date	Medal	Name	NOC Code
Men's Sprint 1,000m	FRI 15 AUG	Gold	GUZMAN BITAR Jhoan Sebastian	ESP
		Silver	TASCON HOLGUIN Jhon Edwar	COL
		Bronze	VELKUMAR Anandkumar	IND
Men's Elimination Race 10,000m	FRI 15 AUG	Gold	MANTILLA PINILLA Juan Jacobo	COL
		Silver	WENGER Livio	SUI
		Bronze	FERRIE Martin	FRA
Women's Sprint 1,000m	FRI 15 AUG	Gold	TIMMS ARIZA Maria Fernanda	COL
		Silver	RUEDA Gabriela	COL
		Bronze	VANHOUTTE Fran	BEL
Women's Elimination Race 10,000m	FRI 15 AUG	Gold	RUEDA Gabriela	COL
		Silver	VARGAS SARMIENTO Gabriela	ECU
		Bronze	LEFEUVRE Marine	FRA
Men's Dual Time Trial 200m	THU 14 AUG	Gold	GUZMAN BITAR Jhoan Sebastian	ESP
		Silver	KUO Li-Yang	TPE
		Bronze	TASCON HOLGUIN Jhon Edwar	COL
Men's Sprint 500m +D	THU 14 AUG	Gold	GUZMAN BITAR Jhoan Sebastian	ESP
		Silver	TASCON HOLGUIN Jhon Edwar	COL
		Bronze	ZHANG Zhenhai	CHN
Men's Point Race 5,000m	THU 14 AUG	Gold	MIRENA ORTIZ Julio Cesar	PAR
		Silver	CHAO Tsu-Cheng	TPE
		Bronze	WENGER Livio	SUI
Women's Dual Time Trial 200m	THU 14 AUG	Gold	NOCHEZ GALLARDO Ivonne Sarai	ESA
		Silver	BRUNET ALVAREZ Haila	FRA
		Bronze	VANHOUTTE Fran	BEL
Women's Sprint 500m +D	THU 14 AUG	Gold	VANHOUTTE Fran	BEL
		Silver	LIU Yi-Hsuan	TPE
		Bronze	LORCA Catalina	CHI
Women's Point Race 5,000m	THU 14 AUG	Gold	VARGAS SARMIENTO Gabriela	ECU
			RUEDA Gabriela	COL
		Bronze	GAISER Larissa Ursula	GER



Medal Standings

As of 15 AUG 2025

After 10 of 10 Events

Rank	NOC	Men				Women				Total				Rank by Total
		G	S	B	Tot.	G	S	B	Tot.	G	S	B	Tot.	
1	COL - Colombia	1	2	1	4	3	1		4	4	3	1	8	1
2	ESP - Spain	3			3					3			3	=2
3	ECU - Ecuador					1	1		2	1	1		2	=6
4	BEL - Belgium					1		2	3	1		2	3	=2
5	ESA - El Salvador					1			1	1			1	=8
5	PAR - Paraguay	1			1					1			1	=8
7	TPE - Chinese Taipei		2		2		1		1		3		3	=2
8	FRA - France			1	1		1	1	2		1	2	3	=2
9	SUI - Switzerland		1	1	2						1	1	2	=6
10	GER - Germany							1	1			1	1	=8
10	IND - India			1	1							1	1	=8
10	CHI - Chile							1	1			1	1	=8
10	CHN - People's Republic of China			1	1							1	1	=8
Total:		5	5	5	15	6	4	5	15	11	9	10	30	

Note:

Rank by total is calculated by the total number of gold, silver and bronze medals.

Legend:

G Gold **S** Silver **B** Bronze **Tot.** Total
= Equal sign indicates that two or more NOCs share the same rank by total

Timing and Results provided by Tissot



TWG
2025
CHENGDU



INLINE SPEED SKATING TRACK

Men's Dual Time Trial 200m



THU 14 AUG 2025

Entry List by Event

As of 14 AUG 2025

NOC	Name	Number	Date of Birth
CHI - Chile	VERDUGO CAMPOS Ricardo Cristophe	7	30 OCT 1986
CHN - People's Republic of China	ZHANG Zhenhai	47	26 SEP 2001
COL - Colombia	TASCON HOLGUIN Jhon Edwar	13	23 AUG 2004
CZE - Czechia	BOHUMSKY Tomas	16	29 JAN 2002
ECU - Ecuador	ULCUANGO OJEDA Jeremy Israel	19	08 MAR 2005
ESP - Spain	GUZMAN BITAR Jhoan Sebastian	52	13 NOV 1995
FRA - France	SIVILIER Yvan	26	27 DEC 2000
GER - Germany	PUCKLITZSCH Ron	28	07 JAN 1998
GUA - Guatemala	NERY ARREOLA Brayner Epifanio	31	22 AUG 2006
IND - India	GHUMAN Aryanpal Singh	34	12 MAY 2001
ITA - Italy	MAIORCA Vincenzo	36	29 SEP 2000
MEX - Mexico	MONSIVAIS VILLALOBOS Carlos Alber	41	29 OCT 2001
POR - Portugal	MARTINS FREITAS Antonio Edgar	49	02 JAN 1999
SUI - Switzerland	GROB Oliver Thomas	55	05 DEC 1996
TPE - Chinese Taipei	KUO Li-Yang	11	01 AUG 2003



THU 14 AUG 2025

Event Classification

As of 14 AUG 2025

Phase	Rank	Number	Name	NOC Code	Phase Rank		Best Result
					Qualification	Final	
Final	1	52	GUZMAN BITAR Jhoan Sebastian	ESP	1	1	17.164
	2	11	KUO Li-Yang	TPE	2	2	17.305
	3	13	TASCON HOLGUIN Jhon Edwar	COL	4	3	17.581
	4	34	GHUMAN Aryanpal Singh	IND	8	4	17.664
	5	26	SIVILIER Yvan	FRA	5	5	17.668
	6	47	ZHANG Zhenhai	CHN	3	6	17.620
	7	7	VERDUGO CAMPOS Ricardo Christopher	CHI	7	7	17.721
	8	41	MONSIVAIS VILLALOBOS Carlos Alberto	MEX	6	8	17.726
	9	28	PUCKLITZSCH Ron	GER	9	9	17.734
	10	19	ULCUANGO OJEDA Jeremy Israel	ECU	11	10	17.948
	11	16	BOHUMSKY Tomas	CZE	10	11	17.887
	12	31	NERY ARREOLA Brayner Epifanio	GUA	12	12	18.046
Qualification	13	36	MAIORCA Vincenzo	ITA	13		18.048
	14	55	GROB Oliver Thomas	SUI	14		18.340
	15	49	MARTINS FREITAS Antonio Edgar	POR	15		18.414



Medallists

As of 14 AUG 2025

Medal	Name	NOC
Gold	GUZMAN BITAR Jhoan Sebastian	ESP - Spain
Silver	KUO Li-Yang	TPE - Chinese Taipei
Bronze	TASCON HOLGUIN Jhon Edwar	COL - Colombia



Start List

As of 14 AUG 2025

	Start Order	Number	Name	NOC Code
Heat 1	1	19	ULCUANGO OJEDA Jeremy Israel	ECU
	2	31	NERY ARREOLA Brayner Epifanio	GUA
Heat 2	3	28	PUCKLITZSCH Ron	GER
	4	16	BOHUMSKY Tomas	CZE
Heat 3	5	7	VERDUGO CAMPOS Ricardo Cristopher	CHI
	6	34	GHUMAN Aryanpal Singh	IND
Heat 4	7	26	SIVILIER Yvan	FRA
	8	41	MONSIVAIS VILLALOBOS Carlos Alberto	MEX
Heat 5	9	47	ZHANG Zhenhai	CHN
	10	13	TASCON HOLGUIN Jhon Edwar	COL
Heat 6	11	52	GUZMAN BITAR Jhoan Sebastian	ESP
	12	11	KUO Li-Yang	TPE



Results

As of 14 AUG 2025

Rank	Number	Name	NOC Code	Result
1	52	GUZMAN BITAR Jhoan Sebastian	ESP	17.164
2	11	KUO Li-Yang	TPE	17.305
3	13	TASCON HOLGUIN Jhon Edwar	COL	17.581
4	34	GHUMAN Aryanpal Singh	IND	17.664
5	26	SIVILIER Yvan	FRA	17.668
6	47	ZHANG Zhenhai	CHN	17.709
7	7	VERDUGO CAMPOS Ricardo Cristopher	CHI	17.721
8	41	MONSIVAIS VILLALOBOS Carlos Alberto	MEX	17.730
9	28	PUCKLITZSCH Ron	GER	17.734
10	19	ULCUANGO OJEDA Jeremy Israel	ECU	17.948
11	16	BOHUMSKY Tomas	CZE	18.058
12	31	NERY ARREOLA Brayner Epifanio	GUA	18.066



THU 14 AUG 2025
Start Time 08:30

Start List

As of 14 AUG 2025

	Start Order	Number	Name	NOC Code
Heat 1	1	55	GROB Oliver Thomas	SUI
Heat 2	2	34	GHUMAN Aryanpal Singh	IND
	3	47	ZHANG Zhenhai	CHN
Heat 3	4	49	MARTINS FREITAS Antonio Edgar	POR
	5	31	NERY ARREOLA Brayner Epifanio	GUA
Heat 4	6	16	BOHUMSKY Tomas	CZE
	7	19	ULCUANGO OJEDA Jeremy Israel	ECU
Heat 5	8	41	MONSIVAIS VILLALOBOS Carlos Alberto	MEX
	9	52	GUZMAN BITAR Jhoan Sebastian	ESP
Heat 6	10	26	SIVILIER Yvan	FRA
	11	11	KUO Li-Yang	TPE
Heat 7	12	7	VERDUGO CAMPOS Ricardo Cristopher	CHI
	13	28	PUCKLITZSCH Ron	GER
Heat 8	14	13	TASCON HOLGUIN Jhon Edwar	COL
	15	36	MAIORCA Vincenzo	ITA

Note:

Skaters ranked 1-12 qualify for the Final; the remainder are eliminated.



THU 14 AUG 2025
Start Time 08:30

Results

As of 14 AUG 2025

Rank	Number	Name	NOC Code	Result	
1	52	GUZMAN BITAR Jhoan Sebastian	ESP	17.379	q
2	11	KUO Li-Yang	TPE	17.440	q
3	47	ZHANG Zhenhai	CHN	17.620	q
4	13	TASCON HOLGUIN Jhon Edwar	COL	17.679	q
5	26	SIVILIER Yvan	FRA	17.725	q
6	41	MONSIVAIS VILLALOBOS Carlos Alberto	MEX	17.726	q
7	7	VERDUGO CAMPOS Ricardo Cristopher	CHI	17.775	q
8	34	GHUMAN Aryanpal Singh	IND	17.818	q
9	28	PUCKLITZSCH Ron	GER	17.864	q
10	16	BOHUMSKY Tomas	CZE	17.887	q
11	19	ULCUANGO OJEDA Jeremy Israel	ECU	17.977	q
12	31	NERY ARREOLA Brayner Epifanio	GUA	18.046	q
13	36	MAIORCA Vincenzo	ITA	18.048	
14	55	GROB Oliver Thomas	SUI	18.340	
15	49	MARTINS FREITAS Antonio Edgar	POR	18.414	

Note:

Skaters ranked 1-12 qualify for the Final; the remainder are eliminated.

Legend:

q Qualified by time

Timing and Results provided by Tissot



TWG
2025
CHENGDU



INLINE SPEED SKATING TRACK

Men's Sprint 500m +D



THU 14 AUG 2025

Entry List by Event

As of 14 AUG 2025

NOC	Name	Number	Date of Birth
CHI - Chile	VERDUGO CAMPOS Ricardo Cristophe	7	30 OCT 1986
CHN - People's Republic of China	ZHANG Zhenhai	47	26 SEP 2001
COL - Colombia	TASCON HOLGUIN Jhon Edwar	13	23 AUG 2004
CZE - Czechia	BOHUMSKY Tomas	16	29 JAN 2002
ECU - Ecuador	ULCUANGO OJEDA Jeremy Israel	19	08 MAR 2005
ESP - Spain	GUZMAN BITAR Jhoan Sebastian	52	13 NOV 1995
FRA - France	SIVILIER Yvan	26	27 DEC 2000
GER - Germany	PUCKLITZSCH Ron	28	07 JAN 1998
GUA - Guatemala	NERY ARREOLA Brayner Epifanio	31	22 AUG 2006
IND - India	GHUMAN Aryanpal Singh	34	12 MAY 2001
ITA - Italy	MAIORCA Vincenzo	36	29 SEP 2000
MEX - Mexico	MONSIVAIS VILLALOBOS Carlos Alber	41	29 OCT 2001
POR - Portugal	MARTINS FREITAS Antonio Edgar	49	02 JAN 1999
SUI - Switzerland	GROB Oliver Thomas	55	05 DEC 1996
TPE - Chinese Taipei	KUO Li-Yang	11	01 AUG 2003



THU 14 AUG 2025

Event Classification

As of 14 AUG 2025

Phase	Rank	Number	Name	NOC Code	Phase Rank			Best Result
					Preliminary Round	Semifinal	Final	
Final	1	52	GUZMAN BITAR Jhoan Sebastian	ESP	5	1	1	42.087
	2	13	TASCON HOLGUIN Jhon Edwar	COL	3	4	2	42.224
	3	47	ZHANG Zhenhai	CHN	1	3	3	42.003
	4	26	SIVILIER Yvan	FRA	2	2	4	42.183
	5	36	MAIORCA Vincenzo	ITA	4	7	5	42.260
	6	19	ULCUANGO OJEDA Jeremy Israel	ECU	8	5	6	42.383
	7	11	KUO Li-Yang	TPE	6	6	7	42.321
	8	7	VERDUGO CAMPOS Ricardo Cristopher	CHI	7	8	8	42.385
Preliminary Round	9	41	MONSIVAIS VILLALOBOS Carlos Alberto	MEX	9			42.437
	10	31	NERY ARREOLA Brayner Epifanio	GUA	10			42.597
	11	49	MARTINS FREITAS Antonio Edgar	POR	11			42.520
	12	34	GHUMAN Aryanpal Singh	IND	12			42.632
	13	16	BOHUMSKY Tomas	CZE	13			43.129
	14	28	PUCKLITZSCH Ron	GER	14			43.521
	15	55	GROB Oliver Thomas	SUI	DNF			



Medallists

As of 14 AUG 2025

Medal	Name	NOC
Gold	GUZMAN BITAR Jhoan Sebastian	ESP - Spain
Silver	TASCON HOLGUIN Jhon Edwar	COL - Colombia
Bronze	ZHANG Zhenhai	CHN - People's Republic of China



THU 14 AUG 2025
Start Time 17:30

Start List

As of 14 AUG 2025

Heat	Start Order	Number	Name	NOC Code
Final A	1	52	GUZMAN BITAR Jhoan Sebastian	ESP
	2	26	SIVILIER Yvan	FRA
	3	47	ZHANG Zhenhai	CHN
	4	13	TASCON HOLGUIN Jhon Edwar	COL
Final B	1	19	ULCUANGO OJEDA Jeremy Israel	ECU
	2	11	KUO Li-Yang	TPE
	3	36	MAIORCA Vincenzo	ITA
	4	7	VERDUGO CAMPOS Ricardo Cristopher	CHI

THU 14 AUG 2025
Start Time 17:30

Results

As of 14 AUG 2025

Rank	Number	Name	NOC Code	Result
1	36	MAIORCA Vincenzo	ITA	42.457
2	19	ULCUANGO OJEDA Jeremy Israel	ECU	42.520
3	11	KUO Li-Yang	TPE	42.582
4	7	VERDUGO CAMPOS Ricardo Cristopher	CHI	42.643

THU 14 AUG 2025
Start Time 17:30

Results

As of 14 AUG 2025

Rank	Number	Name	NOC Code	Result
1	52	GUZMAN BITAR Jhoan Sebastian	ESP	42.200
2	13	TASCON HOLGUIN Jhon Edwar	COL	42.221
3	47	ZHANG Zhenhai	CHN	42.336
4	26	SIVILIER Yvan	FRA	42.732



THU 14 AUG 2025
Start Time 16:10

Start List

As of 14 AUG 2025

Heat	Start Order	Number	Name	NOC Code
Heat 1	1	47	ZHANG Zhenhai	CHN
	2	36	MAIORCA Vincenzo	ITA
	3	52	GUZMAN BITAR Jhoan Sebastian	ESP
	4	19	ULCUANGO OJEDA Jeremy Israel	ECU
Heat 2	1	26	SIVILIER Yvan	FRA
	2	13	TASCON HOLGUIN Jhon Edwar	COL
	3	11	KUO Li-Yang	TPE
	4	7	VERDUGO CAMPOS Ricardo Cristopher	CHI

Note:

Places 1-2 from each Semifinal go to Final A; places 3-4 from each Semifinal go to Final B.

Timing and Results provided by Tissot



THU 14 AUG 2025
Start Time 16:10

Results

As of 14 AUG 2025

	Rank	Number	Name	NOC Code	Result	
Heat 1						
	1	52	GUZMAN BITAR Jhoan Sebastian	ESP	42.700	Q
	2	47	ZHANG Zhenhai	CHN	42.775	Q
	3	19	ULCUANGO OJEDA Jeremy Israel	ECU	42.802	
	4	36	MAIORCA Vincenzo	ITA	43.818	
Heat 2						
	1	26	SIVILIER Yvan	FRA	42.774	
	2	13	TASCON HOLGUIN Jhon Edwar	COL	42.783	
	3	11	KUO Li-Yang	TPE	42.949	
	4	7	VERDUGO CAMPOS Ricardo Cristopher	CHI	43.221	

Note:

Places 1-2 from each Semifinal go to Final A; places 3-4 from each Semifinal go to Final B.

Legend:

Q Qualified by place

Timing and Results provided by Tissot



THU 14 AUG 2025
Start Time 11:50

Start List

As of 14 AUG 2025

Heat	Start Order	Number	Name	NOC Code
Heat 1	1	13	TASCON HOLGUIN Jhon Edwar	COL
	2	11	KUO Li-Yang	TPE
	3	41	MONSIVAIS VILLALOBOS Carlos Alberto	MEX
	4	31	NERY ARREOLA Brayner Epifanio	GUA
	5	34	GHUMAN Aryanpal Singh	IND
Heat 2	1	36	MAIORCA Vincenzo	ITA
	2	26	SIVILIER Yvan	FRA
	3	52	GUZMAN BITAR Jhoan Sebastian	ESP
	4	49	MARTINS FREITAS Antonio Edgar	POR
	5	47	ZHANG Zhenhai	CHN
Heat 3	1	7	VERDUGO CAMPOS Ricardo Cristopher	CHI
	2	28	PUCKLITZSCH Ron	GER
	3	16	BOHUMSKY Tomas	CZE
	4	19	ULCUANGO OJEDA Jeremy Israel	ECU
	5	55	GROB Oliver Thomas	SUI

Note:

Skaters ranked 1-8 qualify for the Semifinals; the remainder are eliminated.

Timing and Results provided by Tissot



THU 14 AUG 2025
Start Time 11:50

Results

As of 14 AUG 2025

Rank	Heat	Number	Name	NOC Code	Result	
1	2	47	ZHANG Zhenhai	CHN	42.003	q
2	2	26	SIVILIER Yvan	FRA	42.162	q
3	1	13	TASCON HOLGUIN Jhon Edwar	COL	42.218	q
4	2	36	MAIORCA Vincenzo	ITA	42.248	q
5	2	52	GUZMAN BITAR Jhoan Sebastian	ESP	42.269	q
6	1	11	KUO Li-Yang	TPE	42.316	q
7	3	7	VERDUGO CAMPOS Ricardo Cristopher	CHI	42.369	q
8	3	19	ULCUANGO OJEDA Jeremy Israel	ECU	42.378	q
9	1	41	MONSIVAIS VILLALOBOS Carlos Alberto	MEX	42.429	
10	1	31	NERY ARREOLA Brayner Epifanio	GUA	42.574	
11	2	49	MARTINS FREITAS Antonio Edgar	POR	42.642	
12	1	34	GHUMAN Aryanpal Singh	IND	42.758	
13	3	16	BOHUMSKY Tomas	CZE	43.104	
14	3	28	PUCKLITZSCH Ron	GER	43.528	
15	3	55	GROB Oliver Thomas	SUI	DNF	

Note:

Skaters ranked 1-8 qualify for the Semifinals; the remainder are eliminated.

Legend:

DNF Did not finish **q** Qualified by time

Timing and Results provided by Tissot



INLINE SPEED SKATING TRACK

Men's Sprint 1,000m



Entry List by Event

As of 14 AUG 2025

NOC	Name	Number	Date of Birth
CHI - Chile	VERDUGO CAMPOS Ricardo Cristophe	7	30 OCT 1986
	RAMIREZ Hugo	6	05 JUL 1993
CHN - People's Republic of China	ZHANG Zhenhai	47	26 SEP 2001
	PAN Zhiyuan	46	01 DEC 2006
COL - Colombia	MANTILLA PINILLA Juan Jacobo	12	30 JAN 2003
	TASCON HOLGUIN Jhon Edwar	13	23 AUG 2004
CZE - Czechia	BOHUMSKY Tomas	16	29 JAN 2002
ECU - Ecuador	GARCIA PAZMINO Nicolas Alexander	18	01 JAN 2004
	ULCUANGO OJEDA Jeremy Israel	19	08 MAR 2005
ESP - Spain	PEULA CABELLO Francisco Jose	53	01 JUN 1988
	GUZMAN BITAR Jhoan Sebastian	52	13 NOV 1995
FRA - France	FERRIE Martin	25	18 JAN 1998
	SIVILIER Yvan	26	27 DEC 2000
GER - Germany	BUHNEMANN Nils	27	26 SEP 2000
	PUCKLITZSCH Ron	28	07 JAN 1998
GUA - Guatemala	NERY ARREOLA Brayner Epifanio	31	22 AUG 2006
IND - India	GHUMAN Aryanpal Singh	34	12 MAY 2001
	VELKUMAR Anandkumar	35	19 JAN 2003
ITA - Italy	MAIORCA Vincenzo	36	29 SEP 2000
	NIERO Daniel	37	16 OCT 1996
KOR - Republic of Korea	BAE Juncheol	50	19 NOV 2003
MEX - Mexico	MONSIVAIS VILLALOBOS Carlos Alber	41	29 OCT 2001
NZL - New Zealand	MORPETH Chase Logan	42	19 DEC 2005
PAR - Paraguay	MIRENA ORTIZ Julio Cesar	43	25 NOV 1995
POR - Portugal	FONSECA BRAVO Miguel	48	13 JAN 1998
	MARTINS FREITAS Antonio Edgar	49	02 JAN 1999
SUI - Switzerland	WENGER Livio	63	20 JAN 1993
	GROB Oliver Thomas	55	05 DEC 1996
TPE - Chinese Taipei	KUO Li-Yang	11	01 AUG 2003
	CHAO Tsu-Cheng	10	29 SEP 1995



FRI 15 AUG 2025



Event Classification

As of 15 AUG 2025

Phase	Rank	Number	Name	NOC Code	Phase Rank			Best Result
					Preliminary Round	Semifinal	Final	
Final	1	52	GUZMAN BITAR Jhoan Sebastian	ESP	1	7	1	1:20.462
	2	13	TASCON HOLGUIN Jhon Edwar	COL	3	3	2	1:20.134
	3	35	VELKUMAR Anandkumar	IND	13	4	3	1:20.355
	4	63	WENGER Livio	SUI	6	8	4	1:20.699
	5	19	ULCUANGO OJEDA Jeremy Israel	ECU	12	5	5	1:20.376
	6	47	ZHANG Zhenhai	CHN	11	1	6	1:20.097
	7	10	CHAO Tsu-Cheng	TPE	5	2	7	1:20.266
Semifinals	9	26	SIVILIER Yvan	FRA	16	9		1:20.703
	10	42	MORPETH Chase Logan	NZL	9	10		1:20.844
	11	34	GHUMAN Aryanpal Singh	IND	8	11		1:20.864
	12	25	FERRIE Martin	FRA	14	12		1:20.867
	13	36	MAIORCA Vincenzo	ITA	7	13		1:20.933
	14	27	BUHNEMANN Nils	GER	15	14		1:21.325
	15	7	VERDUGO CAMPOS Ricardo Cristopher	CHI	10	15		1:21.508
Preliminary Round	16	43	MIRENA ORTIZ Julio Cesar	PAR	4	DNF		1:23.028
	17	18	GARCIA PAZMINO Nicolas Alexander	ECU	17			1:22.945
	18	50	BAE Juncheol	KOR	18			1:23.125
	19	16	BOHUMSKY Tomas	CZE	19			1:23.542
	20	37	NIERO Daniel	ITA	20			1:23.610
	21	11	KUO Li-Yang	TPE	21			1:23.689
	22	41	MONSIVAIS VILLALOBOS Carlos Alberto	MEX	22			1:23.934
	23	31	NERY ARREOLA Brayner Epifanio	GUA	23			1:24.261
	24	55	GROB Oliver Thomas	SUI	24			1:24.860
	25	49	MARTINS FREITAS Antonio Edgar	POR	25			1:25.054
	26	28	PUCKLITZSCH Ron	GER	26			1:26.366

Timing and Results provided by Tissot



Event Classification

As of 15 AUG 2025

Phase	Rank	Number	Name	NOC Code	Phase Rank			Best Result
					Preliminary Round	Semifinal	Final	
Preliminary Round	27	53	PEULA CABELLO Francisco Jose	ESP	DSQ-TF			1:22.160
	DSQ-SF	46	PAN Zhiyuan	CHN	DSQ-SF			1:22.305
Final	DSQ-SF	12	MANTILLA PINILLA Juan Jacobo	COL	2	6	DSQ-SF	1:20.384
Preliminary Round	DNS	6	RAMIREZ Hugo	CHI	DNS			

Legend:

DNF	Did not finish	DNS	Did not start	DSQ-SF	Disqualified For Sport Fault
DSQ-TF	Disqualified For Technical Fault				

Timing and Results provided by Tissot



FRI 15 AUG 2025

Medallists

As of 15 AUG 2025

Medal	Name	NOC
Gold	GUZMAN BITAR Jhoan Sebastian	ESP - Spain
Silver	TASCON HOLGUIN Jhon Edwar	COL - Colombia
Bronze	VELKUMAR Anandkumar	IND - India

FRI 15 AUG 2025
Start Time 12:10

Start List

As of 15 AUG 2025

Start Order	Number	Name	NOC Code
1	47	ZHANG Zhenhai	CHN
2	10	CHAO Tsu-Cheng	TPE
3	13	TASCON HOLGUIN Jhon Edwar	COL
4	35	VELKUMAR Anandkumar	IND
5	19	ULCUANGO OJEDA Jeremy Israel	ECU
6	12	MANTILLA PINILLA Juan Jacobo	COL
7	52	GUZMAN BITAR Jhoan Sebastian	ESP
8	63	WENGER Livio	SUI



FRI 15 AUG 2025
Start Time 12:10

Results

As of 15 AUG 2025

Rank	Number	Name	NOC Code	Result
1	52	GUZMAN BITAR Jhoan Sebastian	ESP	1:22.288
2	13	TASCON HOLGUIN Jhon Edwar	COL RR	1:21.846
3	35	VELKUMAR Anandkumar	IND	1:22.482
4	63	WENGER Livio	SUI	1:22.582
5	19	ULCUANGO OJEDA Jeremy Israel	ECU	1:22.901
6	47	ZHANG Zhenhai	CHN	1:23.001
7	10	CHAO Tsu-Cheng	TPE	1:25.235
8	12	MANTILLA PINILLA Juan Jacobo	COL	DSQ-SF

Legend:

DSQ-SF Disqualified For Sport Fault **RR** Reduced In Rank

Timing and Results provided by Tissot



FRI 15 AUG 2025
Start Time 10:15

Start List

As of 15 AUG 2025

Heat	Start Order	Number	Name	NOC Code
Heat 1	1	52	GUZMAN BITAR Jhoan Sebastian	ESP
	2	43	MIRENA ORTIZ Julio Cesar	PAR
	3	10	CHAO Tsu-Cheng	TPE
	4	34	GHUMAN Aryanpal Singh	IND
	5	42	MORPETH Chase Logan	NZL
	6	19	ULCUANGO OJEDA Jeremy Israel	ECU
	7	35	VELKUMAR Anandkumar	IND
	8	26	SIVILIER Yvan	FRA
Heat 2	1	12	MANTILLA PINILLA Juan Jacobo	COL
	2	13	TASCON HOLGUIN Jhon Edwar	COL
	3	63	WENGER Livio	SUI
	4	36	MAIORCA Vincenzo	ITA
	5	7	VERDUGO CAMPOS Ricardo Cristopher	CHI
	6	47	ZHANG Zhenhai	CHN
	7	25	FERRIE Martin	FRA
	8	27	BUHNEMANN Nils	GER

Note:

Skaters ranked 1 from each heat and 6 skaters has best time qualify for the Semifinals; the remainder are eliminated.



FRI 15 AUG 2025
Start Time 10:15

Results

As of 15 AUG 2025

Rank	Heat	Number	Name	NOC Code	Result	
1	2	47	ZHANG Zhenhai	CHN	1:20.097	Q
2	1	10	CHAO Tsu-Cheng	TPE	1:20.266	Q
3	2	13	TASCON HOLGUIN Jhon Edwar	COL	1:20.134	q
4	1	35	VELKUMAR Anandkumar	IND	1:20.355	q
5	1	19	ULCUANGO OJEDA Jeremy Israel	ECU	1:20.376	q
6	2	12	MANTILLA PINILLA Juan Jacobo	COL	1:20.384	q
7	1	52	GUZMAN BITAR Jhoan Sebastian	ESP	1:20.462	q
8	2	63	WENGER Livio	SUI	1:20.699	q
9	1	26	SIVILIER Yvan	FRA	1:20.703	
10	1	42	MORPETH Chase Logan	NZL	1:20.844	
11	1	34	GHUMAN Aryanpal Singh	IND	1:20.864	
12	2	25	FERRIE Martin	FRA	1:20.867	
13	2	36	MAIORCA Vincenzo	ITA	1:20.933	
14	2	27	BUHNEMANN Nils	GER	1:21.325	
15	2	7	VERDUGO CAMPOS Ricardo Cristopher	CHI	1:21.508	
16	1	43	MIRENA ORTIZ Julio Cesar	PAR	DNF	

Note:

Skaters ranked 1 from each heat and 6 skaters has best time qualify for the Semifinals; the remainder are eliminated.

Legend:

DNF Did not finish **q** Qualified by time **Q** Qualified by place

Timing and Results provided by Tissot



FRI 15 AUG 2025
Start Time 08:30

Start List

REVISED
15 AUG 12:40

As of 15 AUG 2025

Heat	Start Order	Number	Name	NOC Code
Heat 1	1	12	MANTILLA PINILLA Juan Jacobo	COL
	2	28	PUCKLITZSCH Ron	GER
	3	25	FERRIE Martin	FRA
	4	16	BOHUMSKY Tomas	CZE
	5	18	GARCIA PAZMINO Nicolas Alexander	ECU
	6	46	PAN Zhiyuan	CHN
	7	47	ZHANG Zhenhai	CHN
Heat 2	1	13	TASCON HOLGUIN Jhon Edwar	COL
	2	27	BUHNEMANN Nils	GER
	3	26	SIVILIER Yvan	FRA
	4	53	PEULA CABELLO Francisco Jose	ESP
	5	19	ULCUANGO OJEDA Jeremy Israel	ECU
	6	35	VELKUMAR Anandkumar	IND
	7	31	NERY ARREOLA Brayner Epifanio	GUA
Heat 3	1	63	WENGER Livio	SUI
	2	36	MAIORCA Vincenzo	ITA
	3	7	VERDUGO CAMPOS Ricardo Cristopher	CHI
	4	10	CHAO Tsu-Cheng	TPE
	5	52	GUZMAN BITAR Jhoan Sebastian	ESP
	6	34	GHUMAN Aryanpal Singh	IND
	7	42	MORPETH Chase Logan	NZL
Heat 4	1	37	NIERO Daniel	ITA
	2	6	RAMIREZ Hugo	CHI
	3	11	KUO Li-Yang	TPE
	4	41	MONSIVAIS VILLALOBOS Carlos Alberto	MEX
	5	49	MARTINS FREITAS Antonio Edgar	POR
	6	43	MIRENA ORTIZ Julio Cesar	PAR
	7	55	GROB Oliver Thomas	SUI
	8	50	BAE Juncheol	KOR

Note:

Winner per heat + 12 best times to qualify for the Semifinals; the remainder are eliminated.

REVISED

IF judge updated Men's 1000m Preliminary start list.

Timing and Results provided by Tissot



FRI 15 AUG 2025
Start Time 08:30

Results

As of 15 AUG 2025

Rank	Heat	Number	Name	NOC Code	Result	
1	3	52	GUZMAN BITAR Jhoan Sebastian	ESP	1:20.882	Q
2	1	12	MANTILLA PINILLA Juan Jacobo	COL	1:21.911	Q
3	2	13	TASCON HOLGUIN Jhon Edwar	COL	1:22.099	Q
4	4	43	MIRENA ORTIZ Julio Cesar	PAR	1:23.028	Q
5	3	10	CHAO Tsu-Cheng	TPE	1:20.898	q
6	3	63	WENGER Livio	SUI	1:21.059	q
7	3	36	MAIORCA Vincenzo	ITA	1:21.361	q
8	3	34	GHUMAN Aryanpal Singh	IND	1:21.434	q
9	3	42	MORPETH Chase Logan	NZL	1:21.781	q
10	3	7	VERDUGO CAMPOS Ricardo Cristopher	CHI	1:22.006	q
11	1	47	ZHANG Zhenhai	CHN	1:22.130	q
12	2	19	ULCUANGO OJEDA Jeremy Israel	ECU	1:22.148	q
13	2	35	VELKUMAR Anandkumar	IND	1:22.151	q
14	1	25	FERRIE Martin	FRA	1:22.387	q
15	2	27	BUHNEMANN Nils	GER	1:22.402	q
16	2	26	SIVILIER Yvan	FRA	1:22.506	q
17	1	18	GARCIA PAZMINO Nicolas Alexander	ECU	1:22.945	
18	4	50	BAE Juncheol	KOR	1:23.125	
19	1	16	BOHUMSKY Tomas	CZE	1:23.542	
20	4	37	NIERO Daniel	ITA	1:23.610	
21	4	11	KUO Li-Yang	TPE	1:23.689	
22	4	41	MONSIVAIS VILLALOBOS Carlos Alberto	MEX	1:23.934	
23	2	31	NERY ARREOLA Brayner Epifanio	GUA	1:24.261	
24	4	55	GROB Oliver Thomas	SUI	1:24.860	
25	4	49	MARTINS FREITAS Antonio Edgar	POR	1:25.054	
26	1	28	PUCKLITZSCH Ron	GER	1:26.366	
27	2	53	PEULA CABELLO Francisco Jose	ESP	DSQ-TF	
	1	46	PAN Zhiyuan	CHN	DSQ-SF	
	4	6	RAMIREZ Hugo	CHI	DNS	

Note:

Winner per heat + 12 best times to qualify for the Semifinals; the remainder are eliminated.

Legend:

DNS	Did not start	DSQ-SF	Disqualified For Sport Fault	DSQ-TF	Disqualified For Technical Fault
q	Qualified by time	Q	Qualified by place		

Timing and Results provided by Tissot



INLINE SPEED SKATING TRACK

Men's Point Race 5,000m



THU 14 AUG 2025

Entry List by Event

As of 14 AUG 2025

NOC	Name	Number	Date of Birth
CHI - Chile	RAMIREZ Hugo	6	05 JUL 1993
CHN - People's Republic of China	PAN Zhiyuan	46	01 DEC 2006
COL - Colombia	MANTILLA PINILLA Juan Jacobo	12	30 JAN 2003
ECU - Ecuador	GARCIA PAZMINO Nicolas Alexander	18	01 JAN 2004
ESP - Spain	PEULA CABELLO Francisco Jose	53	01 JUN 1988
FRA - France	FERRIE Martin	25	18 JAN 1998
GER - Germany	BUHNEMANN Nils	27	26 SEP 2000
IND - India	VELKUMAR Anandkumar	35	19 JAN 2003
ITA - Italy	NIERO Daniel	37	16 OCT 1996
KOR - Republic of Korea	BAE Juncheol	50	19 NOV 2003
NZL - New Zealand	MORPETH Chase Logan	42	19 DEC 2005
PAR - Paraguay	MIRENA ORTIZ Julio Cesar	43	25 NOV 1995
POR - Portugal	FONSECA BRAVO Miguel	48	13 JAN 1998
SUI - Switzerland	WENGER Livio	63	20 JAN 1993
TPE - Chinese Taipei	CHAO Tsu-Cheng	10	29 SEP 1995



THU 14 AUG 2025

Event Classification

As of 14 AUG 2025

Rank	Number	Name	NOC Code
1	43	MIRENA ORTIZ Julio Cesar	PAR
2	10	CHAO Tsu-Cheng	TPE
3	63	WENGER Livio	SUI
4	53	PEULA CABELLO Francisco Jose	ESP
5	12	MANTILLA PINILLA Juan Jacobo	COL
6	50	BAE Juncheol	KOR
7	37	NIERO Daniel	ITA
8	48	FONSECA BRAVO Miguel	POR
9	27	BUHNEMANN Nils	GER
10	18	GARCIA PAZMINO Nicolas Alexander	ECU
11	35	VELKUMAR Anandkumar	IND
12	46	PAN Zhiyuan	CHN
13	25	FERRIE Martin	FRA
14	42	MORPETH Chase Logan	NZL
15	6	RAMIREZ Hugo	CHI



THU 14 AUG 2025

Medallists

As of 14 AUG 2025

Medal	Name	NOC
Gold	MIRENA ORTIZ Julio Cesar	PAR - Paraguay
Silver	CHAO Tsu-Cheng	TPE - Chinese Taipei
Bronze	WENGER Livio	SUI - Switzerland



THU 14 AUG 2025
Start Time 16:55

Start List

As of 14 AUG 2025

Start Order	Number	Name	NOC Code
1	12	MANTILLA PINILLA Juan Jacobo	COL
2	37	NIERO Daniel	ITA
3	6	RAMIREZ Hugo	CHI
4	27	BUHNEMANN Nils	GER
5	25	FERRIE Martin	FRA
6	10	CHAO Tsu-Cheng	TPE
7	53	PEULA CABELLO Francisco Jose	ESP
8	18	GARCIA PAZMINO Nicolas Alexander	ECU
9	48	FONSECA BRAVO Miguel	POR
10	43	MIRENA ORTIZ Julio Cesar	PAR
11	35	VELKUMAR Anandkumar	IND
12	46	PAN Zhiyuan	CHN
13	50	BAE Juncheol	KOR
14	42	MORPETH Chase Logan	NZL
15	63	WENGER Livio	SUI



THU 14 AUG 2025
Start Time 16:55

Results

As of 14 AUG 2025

Rank	Number	Name	NOC Code	Time	Result
1	43	MIRENA ORTIZ Julio Cesar	PAR	7:04.350	23
2	10	CHAO Tsu-Cheng	TPE	7:07.564	18
3	63	WENGER Livio	SUI	7:23.049	9
4	53	PEULA CABELLO Francisco Jose	ESP	7:15.255	6
5	12	MANTILLA PINILLA Juan Jacobo	COL	7:12.867	3
6	50	BAE Juncheol	KOR	7:17.700	3
7	37	NIERO Daniel	ITA	7:13.742	1
8	48	FONSECA BRAVO Miguel	POR	7:12.951	
9	27	BUHNEMANN Nils	GER	7:13.093	
10	18	GARCIA PAZMINO Nicolas Alexander	ECU	7:13.211	
11	35	VELKUMAR Anandkumar	IND	7:13.583	
12	46	PAN Zhiyuan	CHN	7:13.587	
13	25	FERRIE Martin	FRA	7:17.645	
14	42	MORPETH Chase Logan	NZL	DNF	
15	6	RAMIREZ Hugo	CHI	DNF	

Legend:

DNF Did not finish **W1** For One Warning

Timing and Results provided by Tissot



TWG
2025
CHENGDU



INLINE SPEED SKATING TRACK

Men's Elimination Race
10,000m



Entry List by Event

As of 14 AUG 2025

NOC	Name	Number	Date of Birth
CHI - Chile	RAMIREZ Hugo	6	05 JUL 1993
CHN - People's Republic of China	PAN Zhiyuan	46	01 DEC 2006
COL - Colombia	MANTILLA PINILLA Juan Jacobo	12	30 JAN 2003
ECU - Ecuador	GARCIA PAZMINO Nicolas Alexander	18	01 JAN 2004
ESP - Spain	PEULA CABELLO Francisco Jose	53	01 JUN 1988
FRA - France	FERRIE Martin	25	18 JAN 1998
GER - Germany	BUHNEMANN Nils	27	26 SEP 2000
IND - India	VELKUMAR Anandkumar	35	19 JAN 2003
ITA - Italy	NIERO Daniel	37	16 OCT 1996
KOR - Republic of Korea	BAE Juncheol	50	19 NOV 2003
NZL - New Zealand	MORPETH Chase Logan	42	19 DEC 2005
PAR - Paraguay	MIRENA ORTIZ Julio Cesar	43	25 NOV 1995
POR - Portugal	FONSECA BRAVO Miguel	48	13 JAN 1998
SUI - Switzerland	WENGER Livio	63	20 JAN 1993
TPE - Chinese Taipei	CHAO Tsu-Cheng	10	29 SEP 1995



Event Classification

As of 15 AUG 2025

Rank	Number	Name	NOC Code
1	12	MANTILLA PINILLA Juan Jacobo	COL
2	63	WENGER Livio	SUI
3	25	FERRIE Martin	FRA
4	10	CHAO Tsu-Cheng	TPE
5	37	NIERO Daniel	ITA
6	27	BUHNEMANN Nils	GER
7	53	PEULA CABELLO Francisco Jose	ESP
8	48	FONSECA BRAVO Miguel	POR
9	35	VELKUMAR Anandkumar	IND
10	18	GARCIA PAZMINO Nicolas Alexander	ECU
11	50	BAE Juncheol	KOR
12	46	PAN Zhiyuan	CHN
13	42	MORPETH Chase Logan	NZL
14	43	MIRENA ORTIZ Julio Cesar	PAR
DNS	6	RAMIREZ Hugo	CHI

Legend:

DNS Did not start

Timing and Results provided by Tissot



Medallists

As of 15 AUG 2025

Medal	Name	NOC
Gold	MANTILLA PINILLA Juan Jacobo	COL - Colombia
Silver	WENGER Livio	SUI - Switzerland
Bronze	FERRIE Martin	FRA - France



Start List

As of 14 AUG 2025

Start Order	Number	Name	NOC Code
1	12	MANTILLA PINILLA Juan Jacobo	COL
2	37	NIERO Daniel	ITA
3	6	RAMIREZ Hugo	CHI
4	27	BUHNEMANN Nils	GER
5	25	FERRIE Martin	FRA
6	10	CHAO Tsu-Cheng	TPE
7	53	PEULA CABELLO Francisco Jose	ESP
8	18	GARCIA PAZMINO Nicolas Alexander	ECU
9	48	FONSECA BRAVO Miguel	POR
10	43	MIRENA ORTIZ Julio Cesar	PAR
11	35	VELKUMAR Anandkumar	IND
12	46	PAN Zhiyuan	CHN
13	50	BAE Juncheol	KOR
14	42	MORPETH Chase Logan	NZL
15	63	WENGER Livio	SUI



Results

As of 15 AUG 2025

Rank	Number	Name	NOC Code	Time	Elimination Order
1	12	MANTILLA PINILLA Juan Jacobo	COL	15:59.837	
2	63	WENGER Livio	SUI	16:00.464	
3	25	FERRIE Martin	FRA	16:03.243	
4	10	CHAO Tsu-Cheng	TPE	ELIM	10
5	37	NIERO Daniel	ITA	ELIM	9
6	27	BUHNEMANN Nils	GER	W1	8
7	53	PEULA CABELLO Francisco Jose	ESP	W1	7
8	48	FONSECA BRAVO Miguel	POR	W1	6
9	35	VELKUMAR Anandkumar	IND	ELIM	5
10	18	GARCIA PAZMINO Nicolas Alexander	ECU	ELIM	4
11	50	BAE Juncheol	KOR	ELIM	3
12	46	PAN Zhiyuan	CHN	W1	2
13	42	MORPETH Chase Logan	NZL	ELIM	1
14	43	MIRENA ORTIZ Julio Cesar	PAR	DNF	
	6	RAMIREZ Hugo	CHI	DNS	

Legend:

DNF	Did not finish	DNS	Did not start	ELIM	Elimination
W1	For One Warning				

Timing and Results provided by Tissot



TWG
2025
CHENGDU



INLINE SPEED SKATING TRACK

Women's Dual Time Trial
200m



THU 14 AUG 2025

Entry List by Event

As of 14 AUG 2025

NOC	Name	Number	Date of Birth
BEL - Belgium	VANHOUTTE Fran	3	24 MAY 2003
CHI - Chile	LORCA Catalina	4	22 DEC 2004
CHN - People's Republic of China	ZHOU Qing	45	29 NOV 2000
COL - Colombia	TIMMS ARIZA Maria Fernanda	15	30 SEP 1999
ECU - Ecuador	ARIAS Maria Loreto	20	25 MAY 2001
ESA - El Salvador	NOCHEZ GALLARDO Ivonne Sarai	22	23 APR 2004
ESP - Spain	GONZALEZ Luisa	54	08 JUL 2003
FRA - France	BRUNET ALVAREZ Haila	23	16 MAY 1988
GER - Germany	SCHIMEK Anna-Laethisia	30	05 DEC 1992
GUA - Guatemala	SOBERANIS Dalia	32	30 OCT 1996
ITA - Italy	VARANI Asja	62	17 MAR 2001
KOR - Republic of Korea	LEE Yerim	51	13 MAY 2002
TPE - Chinese Taipei	LIU Yi-Hsuan	9	17 FEB 1995
USA - United States of America	FOSTER Jazzmyn Elaina	58	16 APR 2000
VEN - Venezuela	FERNANDEZ OSORIO Nelly Saidie	59	21 FEB 2005



THU 14 AUG 2025

Event Classification

As of 14 AUG 2025

Phase	Rank	Number	Name	NOC Code	Phase Rank		Best Result
					Qualification	Final	
Final	1	22	NOCHEZ GALLARDO Ivonne Sarai	ESA	1	1	18.698
	2	23	BRUNET ALVAREZ Haila	FRA	3	2	18.751
	3	3	VANHOUTTE Fran	BEL	2	3	18.773
	4	9	LIU Yi-Hsuan	TPE	7	4	18.895
	5	20	ARIAS Maria Loreto	ECU	6	5	19.019
	6	62	VARANI Asja	ITA	5	6	19.023
	7	15	TIMMS ARIZA Maria Fernanda	COL	4	7	19.066
	8	4	LORCA Catalina	CHI	8	8	19.077
	9	59	FERNANDEZ OSORIO Nelly Saidie	VEN	9	9	19.166
	10	45	ZHOU Qing	CHN	10	10	19.284
	11	58	FOSTER Jazzmyn Elaina	USA	12	11	19.450
	12	32	SOBERANIS Dalia	GUA	11	12	19.466
Qualification	13	51	LEE Yerim	KOR	13		20.161
	14	30	SCHIMEK Anna-Laethisia	GER	14		22.454
	15	54	GONZALEZ Luisa	ESP	DNF		

Legend:

DNF Did not finish

Timing and Results provided by Tissot



Medallists

As of 14 AUG 2025

Medal	Name	NOC
Gold	NOCHEZ GALLARDO Ivonne Sarai	ESA - El Salvador
Silver	BRUNET ALVAREZ Haila	FRA - France
Bronze	VANHOUTTE Fran	BEL - Belgium



Start List

As of 14 AUG 2025

	Start Order	Number	Name	NOC Code
Heat 1	1	32	SOBERANIS Dalia	GUA
	2	58	FOSTER Jazzmyn Elaina	USA
Heat 2	3	59	FERNANDEZ OSORIO Nelly Saidie	VEN
	4	45	ZHOU Qing	CHN
Heat 3	5	9	LIU Yi-Hsuan	TPE
	6	4	LORCA Catalina	CHI
Heat 4	7	62	VARANI Asja	ITA
	8	20	ARIAS Maria Loreto	ECU
Heat 5	9	23	BRUNET ALVAREZ Haila	FRA
	10	15	TIMMS ARIZA Maria Fernanda	COL
Heat 6	11	22	NOCHEZ GALLARDO Ivonne Sarai	ESA
	12	3	VANHOUTTE Fran	BEL



THU 14 AUG 2025
Start Time 09:30

Results

As of 14 AUG 2025

Rank	Number	Name	NOC Code	Result
1	22	NOCHEZ GALLARDO Ivonne Sarai	ESA	18.698
2	23	BRUNET ALVAREZ Haila	FRA	18.751
3	3	VANHOUTTE Fran	BEL	18.773
4	9	LIU Yi-Hsuan	TPE	18.895
5	20	ARIAS Maria Loreto	ECU	19.019
6	62	VARANI Asja	ITA	19.023
7	15	TIMMS ARIZA Maria Fernanda	COL	19.066
8	4	LORCA Catalina	CHI	19.077
9	59	FERNANDEZ OSORIO Nelly Saidie	VEN	19.166
10	45	ZHOU Qing	CHN	19.284
11	58	FOSTER Jazzmyn Elaina	USA	19.450
12	32	SOBERANIS Dalia	GUA	19.466

Legend:

FS False Start

Timing and Results provided by Tissot



Start List

As of 14 AUG 2025

	Start Order	Number	Name	NOC Code
Heat 1	1	51	LEE Yerim	KOR
Heat 2	2	45	ZHOU Qing	CHN
	3	22	NOCHEZ GALLARDO Ivonne Sarai	ESA
Heat 3	4	58	FOSTER Jazzmyn Elaina	USA
	5	3	VANHOUTTE Fran	BEL
Heat 4	6	32	SOBERANIS Dalia	GUA
	7	54	GONZALEZ Luisa	ESP
Heat 5	8	9	LIU Yi-Hsuan	TPE
	9	62	VARANI Asja	ITA
Heat 6	10	4	LORCA Catalina	CHI
	11	20	ARIAS Maria Loreto	ECU
Heat 7	12	15	TIMMS ARIZA Maria Fernanda	COL
	13	59	FERNANDEZ OSORIO Nelly Saidie	VEN
Heat 8	14	23	BRUNET ALVAREZ Haila	FRA
	15	30	SCHIMEK Anna-Laethisia	GER

Note:

Skaters ranked 1-12 qualify for the Final; the remainder are eliminated.



THU 14 AUG 2025
Start Time 08:00

Results

As of 14 AUG 2025

Rank	Number	Name	NOC Code	Result	
1	22	NOCHEZ GALLARDO Ivonne Sarai	ESA	18.873	q
2	3	VANHOUTTE Fran	BEL	18.945	q
3	23	BRUNET ALVAREZ Haila	FRA	19.018	q
4	15	TIMMS ARIZA Maria Fernanda	COL	19.099	q
5	62	VARANI Asja	ITA	19.159	q
6	20	ARIAS Maria Loreto	ECU	19.168	q
7	9	LIU Yi-Hsuan	TPE	19.173	q
8	4	LORCA Catalina	CHI	19.303	q
9	59	FERNANDEZ OSORIO Nelly Saidie	VEN	19.356	q
10	45	ZHOU Qing	CHN	19.377	q
11	32	SOBERANIS Dalia	GUA	19.548	q
12	58	FOSTER Jazzmyn Elaina	USA	19.695	q
13	51	LEE Yerim	KOR	20.161	
14	30	SCHIMEK Anna-Laethisia	GER	22.454	
15	54	GONZALEZ Luisa	ESP	DNF	

Note:

Skaters ranked 1-12 qualify for the Final; the remainder are eliminated.

Legend:

DNF Did not finish **q** Qualified by time

Timing and Results provided by Tissot



TWG
2025
CHENGDU



INLINE SPEED SKATING TRACK

Women's Sprint 500m +D



THU 14 AUG 2025

Entry List by Event

As of 14 AUG 2025

NOC	Name	Number	Date of Birth
BEL - Belgium	VANHOUTTE Fran	3	24 MAY 2003
CHI - Chile	LORCA Catalina	4	22 DEC 2004
CHN - People's Republic of China	ZHOU Qing	45	29 NOV 2000
COL - Colombia	TIMMS ARIZA Maria Fernanda	15	30 SEP 1999
ECU - Ecuador	ARIAS Maria Loreto	20	25 MAY 2001
ESA - El Salvador	NOCHEZ GALLARDO Ivonne Sarai	22	23 APR 2004
ESP - Spain	GONZALEZ Luisa	54	08 JUL 2003
FRA - France	BRUNET ALVAREZ Haila	23	16 MAY 1988
GER - Germany	SCHIMEK Anna-Laethisia	30	05 DEC 1992
GUA - Guatemala	SOBERANIS Dalia	32	30 OCT 1996
ITA - Italy	VARANI Asja	62	17 MAR 2001
KOR - Republic of Korea	LEE Yerim	51	13 MAY 2002
TPE - Chinese Taipei	LIU Yi-Hsuan	9	17 FEB 1995
USA - United States of America	FOSTER Jazzmyn Elaina	58	16 APR 2000
VEN - Venezuela	FERNANDEZ OSORIO Nelly Saidie	59	21 FEB 2005



THU 14 AUG 2025

Event Classification

As of 14 AUG 2025

Phase	Rank	Number	Name	NOC Code	Phase Rank			Best Result
					Preliminary Round	Semifinal	Final	
Final	1	3	VANHOUTTE Fran	BEL	1	1	1	44.240
	2	9	LIU Yi-Hsuan	TPE	7	4	2	44.260
	3	4	LORCA Catalina	CHI	8	3	3	44.395
	4	15	TIMMS ARIZA Maria Fernanda	COL	3	2	4	44.481
	5	20	ARIAS Maria Loreto	ECU	2	6	5	44.455
	6	23	BRUNET ALVAREZ Haila	FRA	6	7	6	44.848
	7	51	LEE Yerim	KOR	5	5	7	44.800
Semifinals	8	45	ZHOU Qing	CHN	4	DSQ-TF		44.637
Preliminary Round	9	59	FERNANDEZ OSORIO Nelly Saidie	VEN	9			45.058
	10	54	GONZALEZ Luisa	ESP	10			45.117
	11	30	SCHIMEK Anna-Laethisia	GER	11			45.190
	12	22	NOCHEZ GALLARDO Ivonne Sarai	ESA	12			45.213
	13	62	VARANI Asja	ITA	13			45.255
	14	58	FOSTER Jazzmyn Elaina	USA	14			45.957
	15	32	SOBERANIS Dalia	GUA	DNF			

Legend:

DNF Did not finish **DSQ-TF** Disqualified For Technical Fault

Timing and Results provided by Tissot



Medallists

As of 14 AUG 2025

Medal	Name	NOC
Gold	VANHOUTTE Fran	BEL - Belgium
Silver	LIU Yi-Hsuan	TPE - Chinese Taipei
Bronze	LORCA Catalina	CHI - Chile



THU 14 AUG 2025
Start Time 17:20

Start List

As of 14 AUG 2025

Heat	Start Order	Number	Name	NOC Code
Final A	1	3	VANHOUTTE Fran	BEL
	2	15	TIMMS ARIZA Maria Fernanda	COL
	3	4	LORCA Catalina	CHI
	4	9	LIU Yi-Hsuan	TPE
Final B	1	51	LEE Yerim	KOR
	2	20	ARIAS Maria Loreto	ECU
	3	23	BRUNET ALVAREZ Haila	FRA

THU 14 AUG 2025
Start Time 17:20

Results

As of 14 AUG 2025

Rank	Number	Name	NOC Code	Result
1	20	ARIAS Maria Loreto	ECU	45.691
2	23	BRUNET ALVAREZ Haila	FRA	45.840
3	51	LEE Yerim	KOR	45.931

THU 14 AUG 2025
Start Time 17:20

Results

As of 14 AUG 2025

Rank	Number	Name	NOC Code	Result
1	3	VANHOUTTE Fran	BEL	44.231
2	9	LIU Yi-Hsuan	TPE	44.251
3	4	LORCA Catalina	CHI	44.372
4	15	TIMMS ARIZA Maria Fernanda	COL	44.473



THU 14 AUG 2025
Start Time 16:00

Start List

As of 14 AUG 2025

Heat	Start Order	Number	Name	NOC Code
Heat 1	1	3	VANHOUTTE Fran	BEL
	2	45	ZHOU Qing	CHN
	3	51	LEE Yerim	KOR
	4	4	LORCA Catalina	CHI
Heat 2	1	20	ARIAS Maria Loreto	ECU
	2	15	TIMMS ARIZA Maria Fernanda	COL
	3	23	BRUNET ALVAREZ Haila	FRA
	4	9	LIU Yi-Hsuan	TPE

Note:

Places 1-2 from each Semifinal go to Final A; places 3-4 from each Semifinal go to Final B.

Timing and Results provided by Tissot



THU 14 AUG 2025
Start Time 16:00

Results

As of 14 AUG 2025

	Rank	Number	Name	NOC Code	Result
Heat 1					
	1	3	VANHOUTTE Fran	BEL	44.906 Q
	2	4	LORCA Catalina	CHI	45.390 Q
	3	51	LEE Yerim	KOR	46.107
	4	45	ZHOU Qing	CHN	DSQ-TF
Heat 2					
	1	15	TIMMS ARIZA Maria Fernanda	COL	44.748 Q
	2	9	LIU Yi-Hsuan	TPE	44.997 Q
	3	20	ARIAS Maria Loreto	ECU	45.030
	4	23	BRUNET ALVAREZ Haila	FRA	45.203

Note:

Places 1-2 from each Semifinal go to Final A; places 3-4 from each Semifinal go to Final B.

Legend:

DSQ-TF Disqualified For Technical Fault **q** Qualified by time **Q** Qualified by place

Timing and Results provided by Tissot



THU 14 AUG 2025
Start Time 11:30

Start List

As of 14 AUG 2025

Heat	Start Order	Number	Name	NOC Code
Heat 1	1	23	BRUNET ALVAREZ Haila	FRA
	2	20	ARIAS Maria Loreto	ECU
	3	9	LIU Yi-Hsuan	TPE
	4	3	VANHOUTTE Fran	BEL
	5	45	ZHOU Qing	CHN
Heat 2	1	30	SCHIMEK Anna-Laethisia	GER
	2	4	LORCA Catalina	CHI
	3	62	VARANI Asja	ITA
	4	58	FOSTER Jazzmyn Elaina	USA
	5	22	NOCHEZ GALLARDO Ivonne Sarai	ESA
Heat 3	1	15	TIMMS ARIZA Maria Fernanda	COL
	2	59	FERNANDEZ OSORIO Nelly Saidie	VEN
	3	32	SOBERANIS Dalia	GUA
	4	54	GONZALEZ Luisa	ESP
	5	51	LEE Yerim	KOR

Note:

Skaters ranked 1-8 qualify for the Semifinals; the remainder are eliminated.

Timing and Results provided by Tissot

ISKWSPRT500-----PREL-----_51B v2.0

Report Created THU 14 AUG 2025 7:50

Page 1/1



Results

As of 14 AUG 2025

Rank	Heat	Number	Name	NOC Code	Result	
1	1	3	VANHOUTTE Fran	BEL	44.391	q
2	1	20	ARIAS Maria Loreto	ECU	44.449	q
3	3	15	TIMMS ARIZA Maria Fernanda	COL	44.618	q
4	1	45	ZHOU Qing	CHN	44.619	q
5	3	51	LEE Yerim	KOR	44.800	q
6	1	23	BRUNET ALVAREZ Haila	FRA	44.826	q
7	1	9	LIU Yi-Hsuan	TPE	44.917	q
8	2	4	LORCA Catalina	CHI	45.007	q
9	3	59	FERNANDEZ OSORIO Nelly Saidie	VEN	45.058	
10	3	54	GONZALEZ Luisa	ESP	45.117	
11	2	30	SCHIMEK Anna-Laethisia	GER	45.183	
12	2	22	NOCHEZ GALLARDO Ivonne Sarai	ESA	45.203	
13	2	62	VARANI Asja	ITA	45.226	
14	2	58	FOSTER Jazzmyn Elaina	USA	45.957	
15	3	32	SOBERANIS Dalia	GUA	DNF	

Note:

Skaters ranked 1-8 qualify for the Semifinals; the remainder are eliminated.

Legend:

DNF Did not finish **q** Qualified by time

Timing and Results provided by Tissot



TWG
2025
CHENGDU



INLINE SPEED SKATING TRACK

Women's Sprint 1,000m



Entry List by Event

As of 14 AUG 2025

NOC	Name	Number	Date of Birth
AUT - Austria	PETUTSCHNIGG Anna	1	24 DEC 2001
BEL - Belgium	VANHOUTTE Fran	3	24 MAY 2003
	GEERTS Jorun	2	24 NOV 2005
CHI - Chile	SAN MARTIN Javiera	5	08 MAR 1996
	LORCA Catalina	4	22 DEC 2004
CHN - People's Republic of China	GUO Dan	44	06 DEC 1990
	ZHOU Qing	45	29 NOV 2000
COL - Colombia	TIMMS ARIZA Maria Fernanda	15	30 SEP 1999
	RUEDA Gabriela	14	13 SEP 2000
CZE - Czechia	KAINOVA Katerina	17	14 APR 2003
ECU - Ecuador	ARIAS Maria Loreto	20	25 MAY 2001
	VARGAS SARMIENTO Gabriela	21	28 JAN 1998
ESA - El Salvador	NOCHEZ GALLARDO Ivonne Sarai	22	23 APR 2004
ESP - Spain	GONZALEZ Luisa	54	08 JUL 2003
FRA - France	BRUNET ALVAREZ Haila	23	16 MAY 1988
	LEFEUVRE Marine	24	12 FEB 1997
GER - Germany	GAISER Larissa Ursula	29	28 AUG 1998
	SCHIMEK Anna-Laethisia	30	05 DEC 1992
GUA - Guatemala	SOBERANIS Dalia	32	30 OCT 1996
HUN - Hungary	GARDI Dominika	33	13 MAY 1998
ITA - Italy	PALUZZI Edda	61	03 JAN 2000
	VARANI Asja	62	17 MAR 2001
KOR - Republic of Korea	LEE Yerim	51	13 MAY 2002
MEX - Mexico	LETELIER CARTAGENA Valentina Alej	40	21 AUG 1991
NED - Netherlands	VAN LOON Lianne	57	29 JUN 2000
TPE - Chinese Taipei	CHANG Yu-Hsin	8	16 NOV 1997
	LIU Yi-Hsuan	9	17 FEB 1995
USA - United States of America	FOSTER Jazzmyn Elaina	58	16 APR 2000
VEN - Venezuela	FERNANDEZ OSORIO Nelly Saidie	59	21 FEB 2005



Event Classification

As of 15 AUG 2025

Phase	Rank	Number	Name	NOC Code	Phase Rank			Best Result
					Preliminary Round	Semifinal	Final	
Final	1	15	TIMMS ARIZA Maria Fernanda	COL	1	2	1	1:26.853
	2	14	RUEDA Gabriela	COL	3	1	2	1:25.760
	3	3	VANHOUTTE Fran	BEL	2	3	3	1:26.006
	4	30	SCHIMEK Anna-Laethisia	GER	15	6	4	1:26.164
	5	20	ARIAS Maria Loreto	ECU	7	7	5	1:26.164
	6	9	LIU Yi-Hsuan	TPE	6	5	6	1:26.132
	7	24	LEFEUVRE Marine	FRA	10	8	7	1:26.198
	8	4	LORCA Catalina	CHI	14	4	DSQ-TF	1:26.077
Semifinals	9	5	SAN MARTIN Javiera	CHI	11	9		1:26.276
	10	21	VARGAS SARMIENTO Gabriela	ECU	16	10		1:27.510
	11	2	GEERTS Jorun	BEL	8	11		1:27.199
	12	59	FERNANDEZ OSORIO Nelly Saidie	VEN	12	12		1:27.748
	13	33	GARDI Dominika	HUN	13	13		1:27.852
	14	29	GAISER Larissa Ursula	GER	5	14		1:27.099
	15	17	KAINOVA Katerina	CZE	4	15		1:28.442
	16	45	ZHOU Qing	CHN	9	16		1:27.220
Preliminary Round	17	40	LETELIER CARTAGENA Valentina Alejan	MEX	17			1:28.839
	18	51	LEE Yerim	KOR	18			1:28.914
	19	62	VARANI Asja	ITA	19			1:28.986
	20	57	VAN LOON Lianne	NED	20			1:29.047
	21	23	BRUNET ALVAREZ Haila	FRA	21			1:29.067
	22	1	PETUTSCHNIGG Anna	AUT	22			1:29.145
	23	8	CHANG Yu-Hsin	TPE	23			1:29.291
	24	58	FOSTER Jazzmyn Elaina	USA	24			1:30.157
	25	44	GUO Dan	CHN	25			1:34.526



Event Classification

As of 15 AUG 2025

Phase	Rank	Number	Name	NOC Code	Phase Rank			Best Result
					Preliminary Round	Semifinal	Final	
Preliminary Round	26	61	PALUZZI Edda	ITA	26			1:39.932
	DNS	32	SOBERANIS Dalia	GUA	DNS			
	DNS	54	GONZALEZ Luisa	ESP	DNS			
	DNS	22	NOCHEZ GALLARDO Ivonne Sarai	ESA	DNS			

Legend:

DNS Did not start **DSQ-TF** Disqualified For Technical Fault

Timing and Results provided by Tissot



FRI 15 AUG 2025

Medallists

As of 15 AUG 2025

Medal	Name	NOC
Gold	TIMMS ARIZA Maria Fernanda	COL - Colombia
Silver	RUEDA Gabriela	COL - Colombia
Bronze	VANHOUTTE Fran	BEL - Belgium



FRI 15 AUG 2025
Start Time 12:00

Start List

As of 15 AUG 2025

Start Order	Number	Name	NOC Code
1	14	RUEDA Gabriela	COL
2	15	TIMMS ARIZA Maria Fernanda	COL
3	3	VANHOUTTE Fran	BEL
4	4	LORCA Catalina	CHI
5	9	LIU Yi-Hsuan	TPE
6	30	SCHIMEK Anna-Laethisia	GER
7	20	ARIAS Maria Loreto	ECU
8	24	LEFEUVRE Marine	FRA



FRI 15 AUG 2025
Start Time 12:00

Results

As of 15 AUG 2025

Rank	Number	Name	NOC Code	Result
1	15	TIMMS ARIZA Maria Fernanda	COL	1:27.010
2	14	RUEDA Gabriela	COL	1:27.091
3	3	VANHOUTTE Fran	BEL	1:27.291
4	30	SCHIMEK Anna-Laethisia	GER	1:27.306
5	20	ARIAS Maria Loreto	ECU	1:27.479
6	9	LIU Yi-Hsuan	TPE	1:27.816
7	24	LEFEUVRE Marine	FRA	1:27.937
8	4	LORCA Catalina	CHI	DSQ-TF

Legend:

DSQ-TF Disqualified For Technical Fault

Timing and Results provided by Tissot



FRI 15 AUG 2025
Start Time 10:00

Start List

As of 15 AUG 2025

Heat	Start Order	Number	Name	NOC Code
Heat 1	1	15	TIMMS ARIZA Maria Fernanda	COL
	2	17	KAINOVA Katerina	CZE
	3	29	GAISER Larissa Ursula	GER
	4	2	GEERTS Jorun	BEL
	5	45	ZHOU Qing	CHN
	6	59	FERNANDEZ OSORIO Nelly Saidie	VEN
	7	33	GARDI Dominika	HUN
	8	21	VARGAS SARMIENTO Gabriela	ECU
Heat 2	1	3	VANHOUTTE Fran	BEL
	2	14	RUEDA Gabriela	COL
	3	9	LIU Yi-Hsuan	TPE
	4	20	ARIAS Maria Loreto	ECU
	5	24	LEFEUVRE Marine	FRA
	6	5	SAN MARTIN Javiera	CHI
	7	4	LORCA Catalina	CHI
	8	30	SCHIMEK Anna-Laethisia	GER

Note:

Skaters ranked 1 from each heat and 6 skaters has best time qualify for the Semifinals; the remainder are eliminated.

Timing and Results provided by Tissot



FRI 15 AUG 2025
Start Time 10:00

Results

As of 15 AUG 2025

Rank	Heat	Number	Name	NOC Code	Result	
1	2	14	RUEDA Gabriela	COL	1:25.760	Q
2	1	15	TIMMS ARIZA Maria Fernanda	COL	1:27.461	Q
3	2	3	VANHOUTTE Fran	BEL	1:26.006	q
4	2	4	LORCA Catalina	CHI	1:26.077	q
5	2	9	LIU Yi-Hsuan	TPE	1:26.132	q
6	2	30	SCHIMEK Anna-Laethisia	GER	1:26.164	q
7	2	20	ARIAS Maria Loreto	ECU	1:26.164	q
8	2	24	LEFEUVRE Marine	FRA	1:26.198	q
9	2	5	SAN MARTIN Javiera	CHI	1:26.276	
10	1	21	VARGAS SARMIENTO Gabriela	ECU	1:27.510	
11	1	2	GEERTS Jorun	BEL	1:27.736	
12	1	59	FERNANDEZ OSORIO Nelly Saidie	VEN	1:27.748	
13	1	33	GARDI Dominika	HUN	1:27.852	
14	1	29	GAISER Larissa Ursula	GER	1:27.871	
15	1	17	KAINOVA Katerina	CZE	1:28.442	
16	1	45	ZHOU Qing	CHN	1:28.484	

Note:

Skaters ranked 1 from each heat and 6 skaters has best time qualify for the Semifinals; the remainder are eliminated.

Legend:

q Qualified by time Q Qualified by place

Timing and Results provided by Tissot



FRI 15 AUG 2025
Start Time 08:00

Start List

As of 15 AUG 2025

Heat	Start Order	Number	Name	NOC Code
Heat 1	1	23	BRUNET ALVAREZ Haila	FRA
	2	40	LETELIER CARTAGENA Valentina Alejan	MEX
	3	4	LORCA Catalina	CHI
	4	62	VARANI Asja	ITA
	5	32	SOBERANIS Dalia	GUA
	6	17	KAINOVA Katerina	CZE
	7	44	GUO Dan	CHN
Heat 2	1	24	LEFEUVRE Marine	FRA
	2	59	FERNANDEZ OSORIO Nelly Saidie	VEN
	3	5	SAN MARTIN Javiera	CHI
	4	61	PALUZZI Edda	ITA
	5	33	GARDI Dominika	HUN
	6	3	VANHOUTTE Fran	BEL
	7	45	ZHOU Qing	CHN
Heat 3	1	29	GAISER Larissa Ursula	GER
	2	15	TIMMS ARIZA Maria Fernanda	COL
	3	20	ARIAS Maria Loreto	ECU
	4	9	LIU Yi-Hsuan	TPE
	5	54	GONZALEZ Luisa	ESP
	6	2	GEERTS Jorun	BEL
	7	22	NOCHEZ GALLARDO Ivonne Sarai	ESA
Heat 4	1	30	SCHIMEK Anna-Laethisia	GER
	2	14	RUEDA Gabriela	COL
	3	21	VARGAS SARMIENTO Gabriela	ECU
	4	8	CHANG Yu-Hsin	TPE
	5	58	FOSTER Jazzmyn Elaina	USA
	6	1	PETUTSCHNIGG Anna	AUT
	7	51	LEE Yerim	KOR
	8	57	VAN LOON Lianne	NED

Note:

Winner per heat + 12 best times to qualify for the Semifinals; the remainder are eliminated.

Timing and Results provided by Tissot

ISKWSPRT1000-----PREL-----_51B v4.0

Report Created FRI 15 AUG 2025 12:43

Page 1/1



Results

As of 15 AUG 2025

Rank	Heat	Number	Name	NOC Code	Result	
1	3	15	TIMMS ARIZA Maria Fernanda	COL	1:26.853	Q
2	2	3	VANHOUTTE Fran	BEL	1:27.102	Q
3	4	14	RUEDA Gabriela	COL	1:28.318	Q
4	1	17	KAINOVA Katerina	CZE	1:28.528	Q
5	3	29	GAISER Larissa Ursula	GER	1:27.099	q
6	3	9	LIU Yi-Hsuan	TPE	1:27.134	q
7	3	20	ARIAS Maria Loreto	ECU	1:27.182	q
8	3	2	GEERTS Jorun	BEL	1:27.199	q
9	2	45	ZHOU Qing	CHN	1:27.220	q
10	2	24	LEFEUVRE Marine	FRA	1:27.631	q
11	2	5	SAN MARTIN Javiera	CHI	1:27.656	q
12	2	59	FERNANDEZ OSORIO Nelly Saidie	VEN	1:27.986	q
13	2	33	GARDI Dominika	HUN	1:28.492	q
14	1	4	LORCA Catalina	CHI	1:28.677	q
15	4	30	SCHIMEK Anna-Laethisia	GER	1:28.723	q
16	4	21	VARGAS SARMIENTO Gabriela	ECU	1:28.802	q
17	1	40	LETELIER CARTAGENA Valentina Alejan	MEX	1:28.839	
18	4	51	LEE Yerim	KOR	1:28.914	
19	1	62	VARANI Asja	ITA	1:28.986	
20	4	57	VAN LOON Lianne	NED	1:29.047	
21	1	23	BRUNET ALVAREZ Haila	FRA	1:29.067	
22	4	1	PETUTSCHNIGG Anna	AUT	1:29.145	
23	4	8	CHANG Yu-Hsin	TPE	1:29.291	
24	4	58	FOSTER Jazzmyn Elaina	USA	1:30.157	
25	1	44	GUO Dan	CHN	1:34.526	
26	2	61	PALUZZI Edda	ITA	1:39.932	
	1	32	SOBERANIS Dalia	GUA	DNS	
	3	54	GONZALEZ Luisa	ESP	DNS	
	3	22	NOCHEZ GALLARDO Ivonne Sarai	ESA	DNS	

Note:

Winner per heat + 12 best times to qualify for the Semifinals; the remainder are eliminated.

Legend:

DNS Did not start **q** Qualified by time **Q** Qualified by place

Timing and Results provided by Tissot



TWG
2025
CHENGDU



INLINE SPEED SKATING TRACK

Women's Point Race 5,000m



THU 14 AUG 2025

Entry List by Event

As of 14 AUG 2025

NOC	Name	Number	Date of Birth
AUT - Austria	PETUTSCHNIGG Anna	1	24 DEC 2001
BEL - Belgium	GEERTS Jorun	2	24 NOV 2005
CHI - Chile	SAN MARTIN Javiera	5	08 MAR 1996
CHN - People's Republic of China	GUO Dan	44	06 DEC 1990
COL - Colombia	RUEDA Gabriela	14	13 SEP 2000
CZE - Czechia	KAINOVA Katerina	17	14 APR 2003
ECU - Ecuador	VARGAS SARMIENTO Gabriela	21	28 JAN 1998
FRA - France	LEFEUVRE Marine	24	12 FEB 1997
GER - Germany	GAISER Larissa Ursula	29	28 AUG 1998
HUN - Hungary	GARDI Dominika	33	13 MAY 1998
ITA - Italy	PALUZZI Edda	61	03 JAN 2000
MEX - Mexico	LETELIER CARTAGENA Valentina Alej	40	21 AUG 1991
NED - Netherlands	VAN LOON Lianne	57	29 JUN 2000
TPE - Chinese Taipei	CHANG Yu-Hsin	8	16 NOV 1997



Event Classification

As of 14 AUG 2025

Rank	Number	Name	NOC Code
1	14	RUEDA Gabriela	COL
1	21	VARGAS SARMIENTO Gabriela	ECU
3	29	GAISER Larissa Ursula	GER
4	57	VAN LOON Lianne	NED
5	24	LEFEUVRE Marine	FRA
6	40	LETELIER CARTAGENA Valentina Alejan	MEX
7	8	CHANG Yu-Hsin	TPE
8	44	GUO Dan	CHN
9	2	GEERTS Jorun	BEL
10	17	KAINOVA Katerina	CZE
11	61	PALUZZI Edda	ITA
12	5	SAN MARTIN Javiera	CHI
13	33	GARDI Dominika	HUN
DNF	1	PETUTSCHNIGG Anna	AUT

Legend:

DNF Did not finish

Timing and Results provided by Tissot



Medallists

As of 14 AUG 2025

Medal	Name	NOC
Gold	RUEDA Gabriela	COL - Colombia
Gold	VARGAS SARMIENTO Gabriela	ECU - Ecuador
Bronze	GAISER Larissa Ursula	GER - Germany



THU 14 AUG 2025
Start Time 16:30

Start List

As of 14 AUG 2025

Start Order	Number	Name	NOC Code
1	24	LEFEUVRE Marine	FRA
2	29	GAISER Larissa Ursula	GER
3	14	RUEDA Gabriela	COL
4	40	LETELIER CARTAGENA Valentina Alejan	MEX
5	5	SAN MARTIN Javiera	CHI
6	21	VARGAS SARMIENTO Gabriela	ECU
7	8	CHANG Yu-Hsin	TPE
8	61	PALUZZI Edda	ITA
9	33	GARDI Dominika	HUN
10	1	PETUTSCHNIGG Anna	AUT
11	2	GEERTS Jorun	BEL
12	17	KAINOVA Katerina	CZE
13	44	GUO Dan	CHN
14	57	VAN LOON Lianne	NED



THU 14 AUG 2025
Start Time 16:30

Results

As of 14 AUG 2025

Rank	Number	Name	NOC Code	Time	Result
1	14	RUEDA Gabriela	COL	7:30.919	15
1	21	VARGAS SARMIENTO Gabriela	ECU	7:35.740	15
3	29	GAISER Larissa Ursula	GER	7:30.823	10
4	57	VAN LOON Lianne	NED	7:43.166	8
5	24	LEFEUVRE Marine	FRA	7:31.458	4
6	40	LETELIER CARTAGENA Valentina Alejan	MEX	7:31.630	4
7	8	CHANG Yu-Hsin	TPE	7:30.937	3
8	44	GUO Dan	CHN	7:33.545	3
9	2	GEERTS Jorun	BEL	7:39.828	3
10	17	KAINOVA Katerina	CZE	7:39.200	2
11	61	PALUZZI Edda	ITA	7:35.150	1
12	5	SAN MARTIN Javiera	CHI	7:38.336	
13	33	GARDI Dominika	HUN	7:39.897	
14	1	PETUTSCHNIGG Anna	AUT	DNF	

Legend:

DNF Did not finish

Timing and Results provided by Tissot



TWG
2025
CHENGDU



INLINE SPEED SKATING TRACK

Women's Elimination Race
10,000m



Entry List by Event

As of 14 AUG 2025

NOC	Name	Number	Date of Birth
AUT - Austria	PETUTSCHNIGG Anna	1	24 DEC 2001
BEL - Belgium	GEERTS Jorun	2	24 NOV 2005
CHI - Chile	SAN MARTIN Javiera	5	08 MAR 1996
CHN - People's Republic of China	GUO Dan	44	06 DEC 1990
COL - Colombia	RUEDA Gabriela	14	13 SEP 2000
CZE - Czechia	KAINOVA Katerina	17	14 APR 2003
ECU - Ecuador	VARGAS SARMIENTO Gabriela	21	28 JAN 1998
FRA - France	LEFEUVRE Marine	24	12 FEB 1997
GER - Germany	GAISER Larissa Ursula	29	28 AUG 1998
HUN - Hungary	GARDI Dominika	33	13 MAY 1998
ITA - Italy	PALUZZI Edda	61	03 JAN 2000
MEX - Mexico	LETELIER CARTAGENA Valentina Alej	40	21 AUG 1991
NED - Netherlands	VAN LOON Lianne	57	29 JUN 2000
TPE - Chinese Taipei	CHANG Yu-Hsin	8	16 NOV 1997



Event Classification

As of 15 AUG 2025

Rank	Number	Name	NOC Code
1	14	RUEDA Gabriela	COL
2	21	VARGAS SARMIENTO Gabriela	ECU
3	24	LEFEUVRE Marine	FRA
4	5	SAN MARTIN Javiera	CHI
5	29	GAISER Larissa Ursula	GER
6	44	GUO Dan	CHN
7	40	LETELIER CARTAGENA Valentina Alejan	MEX
8	17	KAINOVA Katerina	CZE
9	33	GARDI Dominika	HUN
10	2	GEERTS Jorun	BEL
11	57	VAN LOON Lianne	NED
12	8	CHANG Yu-Hsin	TPE
13	1	PETUTSCHNIGG Anna	AUT
14	61	PALUZZI Edda	ITA



Medallists

As of 15 AUG 2025

Medal	Name	NOC
Gold	RUEDA Gabriela	COL - Colombia
Silver	VARGAS SARMIENTO Gabriela	ECU - Ecuador
Bronze	LEFEUVRE Marine	FRA - France



Start List

As of 14 AUG 2025

Start Order	Number	Name	NOC Code
1	24	LEFEUVRE Marine	FRA
2	29	GAISER Larissa Ursula	GER
3	14	RUEDA Gabriela	COL
4	40	LETELIER CARTAGENA Valentina Alejan	MEX
5	5	SAN MARTIN Javiera	CHI
6	21	VARGAS SARMIENTO Gabriela	ECU
7	8	CHANG Yu-Hsin	TPE
8	61	PALUZZI Edda	ITA
9	33	GARDI Dominika	HUN
10	1	PETUTSCHNIGG Anna	AUT
11	2	GEERTS Jorun	BEL
12	17	KAINOVA Katerina	CZE
13	44	GUO Dan	CHN
14	57	VAN LOON Lianne	NED



Results

As of 15 AUG 2025

Rank	Number	Name	NOC Code		Time	Elimination Order
1	14	RUEDA Gabriela	COL		16:47.402	
2	21	VARGAS SARMIENTO Gabriela	ECU		16:47.438	
3	24	LEFEUVRE Marine	FRA		16:48.316	
4	5	SAN MARTIN Javiera	CHI	W1	ELIM	11
5	29	GAISER Larissa Ursula	GER	W1	ELIM	10
6	44	GUO Dan	CHN		ELIM	9
7	40	LETELIER CARTAGENA Valentina Alejan	MEX		ELIM	8
8	17	KAINOVA Katerina	CZE		ELIM	7
9	33	GARDI Dominika	HUN		ELIM	6
10	2	GEERTS Jorun	BEL	W1	ELIM	5
11	57	VAN LOON Lianne	NED		ELIM	4
12	8	CHANG Yu-Hsin	TPE		ELIM	3
13	1	PETUTSCHNIGG Anna	AUT		ELIM	2
14	61	PALUZZI Edda	ITA	W1	ELIM	1

Legend:

ELIM Elimination W1 For One Warning

Timing and Results provided by Tissot



TWG
2025
CHENGDU



JU-JITSU

RESULTS BOOK

TABLE OF CONTENTS



27	Ju-Jitsu	2724
27.1	Table of Contents	2725
27.2	Number of Entries by NOC	2735
27.3	Entry List by NOC	2738
27.4	Session Schedule	2744
27.4.1	Session Schedule 1	2744
27.4.2	Session Schedule 2	2747
27.4.3	Session Schedule 3	2750
27.4.4	Session Schedule 4	2753
27.4.5	Session Schedule 5	2755
27.4.6	Session Schedule 6	2758
27.5	Results Summary - Session	2760
27.5.1	Results Summary 1	2760
27.5.2	Results Summary 2	2763
27.5.3	Results Summary 3	2766
27.5.4	Results Summary 4	2769
27.5.5	Results Summary 5	2771
27.5.6	Results Summary 6	2774
27.6	Medallists by Event	2776
27.7	Medal Standings	2778
27.8	Men's -62kg Fighting	2779
27.8.1	Entry List by Event	2780
27.8.2	Brackets	2781
27.8.3	Medallists	2782
27.8.4	Finals	2783
27.8.4.1	Bronze Medal Match #1248 Results	2783
27.8.4.2	Gold Medal Match #1256 Results	2784
27.8.5	Semifinals	2785
27.8.5.1	Match #1119 Results	2785
27.8.5.2	Match #1120 Results	2786
27.8.6	Pool Round - Pool B	2787
27.8.6.1	Round Robin Summary	2787
27.8.6.2	Match #1102 Results	2788
27.8.6.3	Match #1108 Results	2789
27.8.6.4	Match #1114 Results	2790
27.8.7	Pool Round - Pool A	2791
27.8.7.1	Round Robin Summary	2791

RESULTS BOOK

TABLE OF CONTENTS

27.8.7.2	Match #1101 Results	2792
27.8.7.3	Match #1107 Results	2793
27.8.7.4	Match #1113 Results	2794
27.9	Men's -69kg Fighting	2795
27.9.1	Entry List by Event	2796
27.9.2	Brackets	2797
27.9.3	Medallists	2798
27.9.4	Finals	2799
27.9.4.1	Bronze Medal Match #1249 Results	2799
27.9.4.2	Gold Medal Match #1257 Results	2800
27.9.5	Semifinals	2801
27.9.5.1	Match #1121 Results	2801
27.9.5.2	Match #1122 Results	2802
27.9.6	Pool Round - Pool B	2803
27.9.6.1	Round Robin Summary	2803
27.9.6.2	Match #1104 Results	2804
27.9.6.3	Match #1110 Results	2805
27.9.6.4	Match #1116 Results	2806
27.9.7	Pool Round - Pool A	2807
27.9.7.1	Round Robin Summary	2807
27.9.7.2	Match #1103 Results	2808
27.9.7.3	Match #1109 Results	2809
27.9.7.4	Match #1115 Results	2810
27.10	Men's -77kg Fighting	2811
27.10.1	Entry List by Event	2812
27.10.2	Brackets	2813
27.10.3	Medallists	2814
27.10.4	Finals	2815
27.10.4.1	Bronze Medal Match #1250 Results	2815
27.10.4.2	Gold Medal Match #1258 Results	2816
27.10.5	Semifinals	2817
27.10.5.1	Match #1123 Results	2817
27.10.5.2	Match #1124 Results	2818
27.10.6	Pool Round - Pool B	2819
27.10.6.1	Round Robin Summary	2819
27.10.6.2	Match #1106 Results	2820
27.10.6.3	Match #1112 Results	2821
27.10.6.4	Match #1118 Results	2822
27.10.7	Pool Round - Pool A	2823
27.10.7.1	Round Robin Summary	2823
27.10.7.2	Match #1105 Results	2824
27.10.7.3	Match #1111 Results	2825
27.10.7.4	Match #1117 Results	2826
27.11	Men's -69kg Ne-Waza	2827

RESULTS BOOK

TABLE OF CONTENTS

27.11.1	Entry List by Event	2828
27.11.2	Brackets	2829
27.11.3	Medallists	2830
27.11.4	Finals	2831
27.11.4.1	Bronze Medal Match #2235 Results	2831
27.11.4.2	Gold Medal Match #2245 Results	2832
27.11.5	Semifinals	2833
27.11.5.1	Match #2227 Results	2833
27.11.6	Pool Round - Pool B	2834
27.11.6.1	Round Robin Summary	2834
27.11.6.2	Match #2202 Results	2835
27.11.6.3	Match #2208 Results	2836
27.11.6.4	Match #2214 Results	2837
27.11.7	Pool Round - Pool A	2838
27.11.7.1	Round Robin Summary	2838
27.11.7.2	Match #2201 Results	2839
27.11.7.3	Match #2207 Results	2840
27.11.7.4	Match #2213 Results	2841
27.12	Men's -77kg Ne-Waza	2842
27.12.1	Entry List by Event	2843
27.12.2	Brackets	2844
27.12.3	Medallists	2845
27.12.4	Finals	2846
27.12.4.1	Bronze Medal Match #2236 Results	2846
27.12.4.2	Gold Medal Match #2246 Results	2847
27.12.5	Semifinals	2848
27.12.5.1	Match #2228 Results	2848
27.12.5.2	Match #2229 Results	2849
27.12.6	Pool Round - Pool B	2850
27.12.6.1	Round Robin Summary	2850
27.12.6.2	Match #2204 Results	2851
27.12.6.3	Match #2210 Results	2852
27.12.6.4	Match #2216 Results	2853
27.12.7	Pool Round - Pool A	2854
27.12.7.1	Round Robin Summary	2854
27.12.7.2	Match #2203 Results	2855
27.12.7.3	Match #2209 Results	2856
27.12.7.4	Match #2215 Results	2857
27.13	Men's -85kg Ne-Waza	2858
27.13.1	Entry List by Event	2859
27.13.2	Brackets	2860
27.13.3	Medallists	2861
27.13.4	Finals	2862
27.13.4.1	Bronze Medal Match #2237 Results	2862

RESULTS BOOK

TABLE OF CONTENTS

27.13.4.2	Gold Medal Match #2247 Results	2863
27.13.5	Semifinals	2864
27.13.5.1	Match #2230 Results	2864
27.13.5.2	Match #2231 Results	2865
27.13.6	Pool Round - Pool B	2866
27.13.6.1	Round Robin Summary	2866
27.13.6.2	Match #2206 Results	2867
27.13.6.3	Match #2212 Results	2868
27.13.6.4	Match #2218 Results	2869
27.13.7	Pool Round - Pool A	2870
27.13.7.1	Round Robin Summary	2870
27.13.7.2	Match #2205 Results	2871
27.13.7.3	Match #2211 Results	2872
27.13.7.4	Match #2217 Results	2873
27.14	Men's Open Ne-Waza	2874
27.14.1	Brackets	2875
27.14.2	Medallists	2876
27.14.3	Finals	2877
27.14.3.1	Bronze Medal Match #3229 Results	2877
27.14.3.2	Gold Medal Match #3237 Results	2878
27.14.4	Semifinals	2879
27.14.4.1	Match #3225 Results	2879
27.14.4.2	Match #3226 Results	2880
27.14.5	Quarterfinals	2881
27.14.5.1	Match #3209 Results	2881
27.14.5.2	Match #3210 Results	2882
27.14.5.3	Match #3211 Results	2883
27.14.5.4	Match #3212 Results	2884
27.14.6	Round of 16	2885
27.14.6.1	Match #3201 Results	2885
27.14.6.2	Match #3202 Results	2886
27.14.6.3	Match #3203 Results	2887
27.14.6.4	Match #3204 Results	2888
27.14.6.5	Match #3205 Results	2889
27.14.6.6	Match #3206 Results	2890
27.14.6.7	Match #3207 Results	2891
27.14.6.8	Match #3208 Results	2892
27.15	Women's -52kg Fighting	2893
27.15.1	Entry List by Event	2894
27.15.2	Brackets	2895
27.15.3	Medallists	2896
27.15.4	Finals	2897
27.15.4.1	Bronze Medal Match #2232 Results	2897
27.15.4.2	Gold Medal Match #2238 Results	2898

RESULTS BOOK

TABLE OF CONTENTS

27.15.5	Semifinals	2899
27.15.5.1	Match #2119 Results	2899
27.15.5.2	Match #2120 Results	2900
27.15.6	Pool Round - Pool B	2901
27.15.6.1	Round Robin Summary	2901
27.15.6.2	Match #2102 Results	2902
27.15.6.3	Match #2108 Results	2903
27.15.6.4	Match #2114 Results	2904
27.15.7	Pool Round - Pool A	2905
27.15.7.1	Round Robin Summary	2905
27.15.7.2	Match #2101 Results	2906
27.15.7.3	Match #2107 Results	2907
27.15.7.4	Match #2113 Results	2908
27.16	Women's -57kg Fighting	2909
27.16.1	Entry List by Event	2910
27.16.2	Brackets	2911
27.16.3	Medallists	2912
27.16.4	Finals	2913
27.16.4.1	Bronze Medal Match #2233 Results	2913
27.16.4.2	Gold Medal Match #2239 Results	2914
27.16.5	Semifinals	2915
27.16.5.1	Match #2121 Results	2915
27.16.5.2	Match #2122 Results	2916
27.16.6	Pool Round - Pool B	2917
27.16.6.1	Round Robin Summary	2917
27.16.6.2	Match #2104 Results	2918
27.16.6.3	Match #2110 Results	2919
27.16.6.4	Match #2116 Results	2920
27.16.7	Pool Round - Pool A	2921
27.16.7.1	Round Robin Summary	2921
27.16.7.2	Match #2103 Results	2922
27.16.7.3	Match #2109 Results	2923
27.16.7.4	Match #2115 Results	2924
27.17	Women's -63kg Fighting	2925
27.17.1	Entry List by Event	2926
27.17.2	Brackets	2927
27.17.3	Medallists	2928
27.17.4	Finals	2929
27.17.4.1	Bronze Medal Match #2234 Results	2929
27.17.4.2	Gold Medal Match #2240 Results	2930
27.17.5	Semifinals	2931
27.17.5.1	Match #2123 Results	2931
27.17.5.2	Match #2124 Results	2932
27.17.6	Pool Round - Pool B	2933

RESULTS BOOK

TABLE OF CONTENTS

27.17.6.1	Round Robin Summary	2933
27.17.6.2	Match #2106 Results	2934
27.17.6.3	Match #2112 Results	2935
27.17.6.4	Match #2118 Results	2936
27.17.7	Pool Round - Pool A	2937
27.17.7.1	Round Robin Summary	2937
27.17.7.2	Match #2105 Results	2938
27.17.7.3	Match #2111 Results	2939
27.17.7.4	Match #2117 Results	2940
27.18	Women's -52kg Ne-Waza	2941
27.18.1	Entry List by Event	2942
27.18.2	Brackets	2943
27.18.3	Medallists	2944
27.18.4	Finals	2945
27.18.4.1	Bronze Medal Match #1253 Results	2945
27.18.4.2	Gold Medal Match #1261 Results	2946
27.18.5	Semifinals	2947
27.18.5.1	Match #1238 Results	2947
27.18.5.2	Match #1239 Results	2948
27.18.6	Pool Round - Pool B	2949
27.18.6.1	Round Robin Summary	2949
27.18.6.2	Match #1202 Results	2950
27.18.6.3	Match #1208 Results	2951
27.18.6.4	Match #1214 Results	2952
27.18.7	Pool Round - Pool A	2953
27.18.7.1	Round Robin Summary	2953
27.18.7.2	Match #1201 Results	2954
27.18.7.3	Match #1207 Results	2955
27.18.7.4	Match #1213 Results	2956
27.19	Women's -57kg Ne-Waza	2957
27.19.1	Entry List by Event	2958
27.19.2	Brackets	2959
27.19.3	Medallists	2960
27.19.4	Finals	2961
27.19.4.1	Bronze Medal Match #1254 Results	2961
27.19.4.2	Gold Medal Match #1262 Results	2962
27.19.5	Semifinals	2963
27.19.5.1	Match #1240 Results	2963
27.19.5.2	Match #1241 Results	2964
27.19.6	Pool Round - Pool B	2965
27.19.6.1	Round Robin Summary	2965
27.19.6.2	Match #1204 Results	2966
27.19.6.3	Match #1210 Results	2967
27.19.6.4	Match #1216 Results	2968

RESULTS BOOK

TABLE OF CONTENTS

27.19.7	Pool Round - Pool A	2969
27.19.7.1	Round Robin Summary	2969
27.19.7.2	Match #1203 Results	2970
27.19.7.3	Match #1209 Results	2971
27.19.7.4	Match #1215 Results	2972
27.20	Women's -63kg Ne-Waza	2973
27.20.1	Entry List by Event	2974
27.20.2	Brackets	2975
27.20.3	Medallists	2976
27.20.4	Finals	2977
27.20.4.1	Bronze Medal Match #1255 Results	2977
27.20.4.2	Gold Medal Match #1263 Results	2978
27.20.5	Semifinals	2979
27.20.5.1	Match #1242 Results	2979
27.20.5.2	Match #1243 Results	2980
27.20.6	Pool Round - Pool B	2981
27.20.6.1	Round Robin Summary	2981
27.20.6.2	Match #1206 Results	2982
27.20.6.3	Match #1212 Results	2983
27.20.6.4	Match #1218 Results	2984
27.20.7	Pool Round - Pool A	2985
27.20.7.1	Round Robin Summary	2985
27.20.7.2	Match #1205 Results	2986
27.20.7.3	Match #1211 Results	2987
27.20.7.4	Match #1217 Results	2988
27.21	Women's Open Ne-Waza	2989
27.21.1	Entry List by Event	2990
27.21.2	Brackets	2991
27.21.3	Medallists	2992
27.21.4	Finals	2993
27.21.4.1	Bronze Medal Match #3230 Results	2993
27.21.4.2	Gold Medal Match #3238 Results	2994
27.21.5	Semifinals	2995
27.21.5.1	Match #3227 Results	2995
27.21.5.2	Match #3228 Results	2996
27.21.6	Quarterfinals	2997
27.21.6.1	Match #3221 Results	2997
27.21.6.2	Match #3222 Results	2998
27.21.6.3	Match #3223 Results	2999
27.21.6.4	Match #3224 Results	3000
27.21.7	Round of 16	3001
27.21.7.1	Match #3213 Results	3001
27.21.7.2	Match #3214 Results	3002
27.21.7.3	Match #3215 Results	3003

RESULTS BOOK

TABLE OF CONTENTS

27.21.7.4	Match #3216 Results	3004
27.21.7.5	Match #3217 Results	3005
27.21.7.6	Match #3218 Results	3006
27.21.7.7	Match #3219 Results	3007
27.21.7.8	Match #3220 Results	3008
27.22	Mixed Duo Show Open	3009
27.22.1	Entry List by Event	3010
27.22.2	Start List	3011
27.22.3	Tournament Summary	3012
27.22.4	Medallists	3013
27.23	Mixed Duo Team Open	3014
27.23.1	Entry List by Event	3015
27.23.2	Start List	3016
27.23.3	Tournament Summary	3017
27.23.4	Medallists	3018
27.24	Mixed Duo Para Mental	3019
27.24.1	Entry List by Event	3020
27.24.2	Start List	3021
27.24.3	Tournament Summary	3022
27.24.4	Medallists	3023
27.25	Mixed Duo Para Physical	3024
27.25.1	Entry List by Event	3025
27.25.2	Start List	3026
27.25.3	Tournament Summary	3027
27.25.4	Medallists	3028
27.26	Mixed Duo Para Visual	3029
27.26.1	Entry List by Event	3030
27.26.2	Start List	3031
27.26.3	Tournament Summary	3032
27.26.4	Medallists	3033



Number of Entries by Country

As of MON 11 AUG 2025

NOC Code	Continent / NOC	Women								Men								Mixed						Total
		Fighting -52kg	Fighting -57kg	Fighting -63kg	Ne-Waza -52kg	Ne-Waza -57kg	Ne-Waza -63kg	Ne-Waza Open	Total	Fighting -62kg	Fighting -69kg	Fighting -77kg	Ne-Waza -69kg	Ne-Waza -77kg	Ne-Waza -85kg	Ne-Waza Open	Total	Duo Show	Duo Team	Duo Para Phys.	Duo Para Ment.	Duo Para Visu.	Total	
	Africa																							
CIV	COTE D'IVOIRE	0	0	0	0	0	0	0	0	0	0	1	0	0	0	0	1	0	0	0	0	0	0	1
MRI	MAURITIUS	0	0	0	0	0	0	0	0	0	1	0	0	0	0	0	1	0	0	0	0	0	0	1
Total	Africa	0	0	0	0	0	0	0	0	0	1	1	0	0	0	0	2	0	0	0	0	0	0	2
	Asia																							
CAM	CAMBODIA	0	0	0	0	0	0	0	0	0	0	0	0	0	0	0	0	1	0	0	0	0	1	1
TPE	CHINESE TAIPEI	1	0	0	0	0	0	0	0	1	0	0	0	0	0	0	0	0	0	0	0	0	0	1
IRQ	IRAQ	0	0	0	0	0	0	0	0	1	0	0	0	0	0	0	1	0	0	0	0	0	0	1
KAZ	KAZAKHSTAN	0	0	0	0	0	0	0	0	1	1	1	1	1	0	2	7	0	0	0	0	0	0	7
MGL	MONGOLIA	0	0	0	0	1	0	1	2	0	0	0	1	0	0	1	2	0	0	0	1	0	1	5
CHN	PEOPLES REPUBLIC OF CHINA	0	0	0	0	0	0	0	0	0	0	0	0	0	0	0	0	0	0	1	0	1	2	2
PHI	PHILIPPINES	0	0	0	1	1	0	2	4	0	0	0	0	0	0	0	0	0	0	0	0	0	0	4
KOR	REPUBLIC OF KOREA	0	0	0	1	0	1	2	4	0	0	0	1	0	1	2	4	0	0	0	0	0	0	8
KSA	SAUDI ARABIA	0	0	0	0	0	0	0	0	0	0	0	0	0	1	1	2	0	0	0	0	0	0	2
THA	THAILAND	1	0	1	0	0	0	0	2	0	0	0	0	1	0	1	2	1	1	0	0	0	2	6
UAE	UNITED ARAB EMIRATES	0	0	0	1	1	1	3	6	0	0	0	1	1	1	3	6	0	0	0	0	0	0	12
Total	Asia	2	0	1	3	3	3	8	19	2	1	1	4	3	3	10	24	2	1	1	1	1	6	49
	Europe																							
AUT	AUSTRIA	0	0	1	0	0	0	0	1	0	0	0	0	0	0	0	0	1	1	0	2	0	4	5

Timing and Results provided by Tissot

Report Created MON 11 AUG 2025 09:55



Number of Entries by Country

As of MON 11 AUG 2025

NOC Code	Continent / NOC	Women								Men								Mixed						Total
		Fighting -52kg	Fighting -57kg	Fighting -63kg	Ne-Waza -52kg	Ne-Waza -57kg	Ne-Waza -63kg	Ne-Waza Open	Total	Fighting -62kg	Fighting -69kg	Fighting -77kg	Ne-Waza -69kg	Ne-Waza -77kg	Ne-Waza -85kg	Ne-Waza Open	Total	Duo Show	Duo Team	Duo Para Phys.	Duo Para Ment.	Duo Para Visu.	Total	
BEL	BELGIUM	0	0	0	0	0	0	0	0	0	0	0	1	0	0	1	2	0	1	0	0	0	1	3
DEN	DENMARK	0	1	1	0	0	0	0	2	1	1	1	0	0	0	0	3	0	0	0	0	0	0	5
FRA	FRANCE	1	1	0	0	0	1	1	4	0	1	1	0	0	0	0	2	0	0	0	0	0	0	6
GER	GERMANY	0	1	1	1	0	0	1	4	0	0	0	0	0	0	0	0	0	1	1	0	1	3	7
GRE	GREECE	1	0	0	0	0	0	0	1	0	0	0	0	0	0	0	0	1	1	0	0	0	2	3
HUN	HUNGARY	0	0	0	0	1	1	2	4	0	0	0	0	0	0	0	0	0	0	0	0	0	0	4
ISR	ISRAEL	0	0	0	1	0	1	2	4	0	0	0	0	1	1	2	4	0	0	0	0	0	0	8
ITA	ITALY	1	0	1	0	0	0	0	2	0	1	0	0	0	0	0	1	1	1	0	1	0	3	6
MNE	MONTENEGRO	0	0	0	0	0	0	0	0	0	0	0	0	0	0	0	0	1	0	0	0	0	1	1
NED	NETHERLANDS	0	1	0	0	0	0	0	1	1	0	1	0	0	0	0	2	0	0	0	0	0	0	3
NOR	NORWAY	0	0	0	0	0	0	0	0	0	0	0	0	1	0	1	2	0	0	0	0	0	0	2
POR	PORTUGAL	0	0	0	0	0	0	0	0	0	0	0	0	0	1	1	2	0	0	0	0	0	0	2
ROU	ROMANIA	0	0	0	0	0	0	0	0	0	0	0	0	0	0	0	0	1	0	1	0	2	4	4
SLO	SLOVENIA	0	0	0	0	0	0	0	0	0	1	0	0	0	0	0	1	0	0	0	0	0	0	1
SWE	SWEDEN	0	1	0	0	1	0	1	3	0	0	0	0	0	0	0	0	0	0	0	1	0	1	4
SUI	SWITZERLAND	1	0	0	0	0	1	1	3	0	0	0	0	0	0	0	0	0	0	0	0	0	0	3
UKR	UKRAINE	0	0	0	0	0	0	0	0	1	0	0	1	0	0	1	3	0	0	0	0	0	0	3
Total	Europe	4	5	4	2	2	2	8	29	3	4	3	2	2	2	6	22	5	5	2	4	3	19	70
	Pan America																							

Timing and Results provided by Tissot

Report Created MON 11 AUG 2025 09:55



Number of Entries by Country

As of MON 11 AUG 2025

NOC Code	Continent / NOC	Women								Men								Mixed						Total
		Fighting -52kg	Fighting -57kg	Fighting -63kg	Ne-Waza -52kg	Ne-Waza -57kg	Ne-Waza -63kg	Ne-Waza Open	Total	Fighting -62kg	Fighting -69kg	Fighting -77kg	Ne-Waza -69kg	Ne-Waza -77kg	Ne-Waza -85kg	Ne-Waza Open	Total	Duo Show	Duo Team	Duo Para Phys.	Duo Para Ment.	Duo Para Visu.	Total	
BRA	BRAZIL	0	0	1	0	0	0	0	1	0	0	0	0	0	0	0	0	0	0	1	1	0	2	3
CAN	CANADA	0	0	0	0	1	0	1	2	0	0	0	0	1	1	2	4	0	0	0	0	0	0	6
COL	COLOMBIA	0	0	0	1	0	0	1	2	1	0	0	0	0	0	0	1	0	0	1	0	1	2	5
MEX	MEXICO	0	0	0	0	0	0	0	0	0	0	0	0	0	0	0	0	0	0	1	0	0	1	1
PAN	PANAMA	0	1	0	0	0	0	0	1	0	0	0	0	0	0	0	0	0	0	0	0	0	0	1
URU	URUGUAY	0	0	0	0	0	0	0	0	0	0	1	0	0	0	0	1	0	0	0	0	0	0	1
Total	Pan America	0	1	1	1	1	1	2	6	1	0	1	0	1	1	2	6	0	0	3	1	1	5	17
Total		6	6	6	6	6	6	18	54	6	6	6	6	6	6	18	54	7	6	6	6	5	30	138



Entry List by NOC

As of SAT 9 AUG 2025

NOC	Name	Event	Date of Birth
AUT - AUSTRIA			
	FINK Thomas	Mixed Duo Para Mental	01 FEB 1993
	HORAK Johannes	Mixed Duo Team Open	23 AUG 1999
	HORAK Johannes	Mixed Duo Show Open	23 AUG 1999
	RIEGL Gernot	Mixed Duo Show Open	24 MAR 1992
	RIEGL Gernot	Mixed Duo Team Open	24 MAR 1992
	BRUECKNER Verena	Mixed Duo Para Mental	20 OCT 1994
	BRUECKNER Verena	Mixed Duo Para Mental	20 OCT 1994
	FUHRMANN Lisa	Womens -63kg Fighting	10 FEB 2002
	PAMER Kerstin	Mixed Duo Para Mental	20 MAY 1997
BEL - BELGIUM			
	BAYILI Florian	Mens -69kg Ne-Waza	19 MAR 1996
	BAYILI Florian	Mens Open Ne-Waza	19 MAR 1996
	COLLIE Loane	Mixed Duo Team Open	18 OCT 2005
	RAPILLY Morgan	Mixed Duo Team Open	07 AUG 2004
BRA - BRAZIL			
	DE JESUS Vivaldo	Mixed Duo Para Physical	23 APR 1988
	GODOY Antonio Vitor	Mixed Duo Para Physical	14 JUN 1999
	MADRUGA Marcus	Mixed Duo Para Mental	16 AUG 2004
	OLIVEIRA SILVA Mario Edson	Mixed Duo Para Mental	18 AUG 1977
	DE JESUS FERREIRA SANTOS Geovanna	Womens -63kg Fighting	10 JUN 2004
CAM - CAMBODIA			
	KONGMONA Mithora	Mixed Duo Show Open	06 JUN 1998
	TOUCH Pikada	Mixed Duo Show Open	02 JUL 2002
CAN - CANADA			
	DOS SANTOS Nathan	Mens -85kg Ne-Waza	11 APR 1990
	DOS SANTOS Nathan	Mens Open Ne-Waza	11 APR 1990
	SHEEHAN Michael	Mens -77kg Ne-Waza	06 APR 1996
	SHEEHAN Michael	Mens Open Ne-Waza	06 APR 1996
	MARCEAU Felicia	Womens -57kg Ne-Waza	01 JUL 1994
	MARCEAU Felicia	Womens Open Ne-Waza	01 JUL 1994
TPE - CHINESE TAIPEI			
	WU Yu-ting	Womens -52kg Fighting	21 DEC 1992
COL - COLOMBIA			
	CASTILLO VILLAMARIN Edgar Mauricio	Mixed Duo Para Visual	24 NOV 1970
	MORA Jeison Camilo	Mixed Duo Para Visual	23 FEB 1991
	VALLEJO LEON Fredy Alezander	Mixed Duo Para Physical	22 APR 2004
	VIVIESCAS Jairo	Mens -62kg Fighting	21 JUL 1994
	ARIZA RENDON Nelcy	Mixed Duo Para Physical	24 AUG 1983
	CRUZ Adriana	Womens -52kg Ne-Waza	20 JAN 1998



Entry List by NOC

As of SAT 9 AUG 2025

NOC	Name	Event	Date of Birth
	CRUZ Adriana	Womens Open Ne-Waza	20 JAN 1998
CIV - COTE D'IVOIRE			
	ZOUZOUA Yoro Yannick Ephrem	Mens -77kg Fighting	18 APR 1995
DEN - DENMARK			
	ANDERSEN Lucas	Mens -77kg Fighting	05 SEP 1997
	KILBAK Jesper	Mens -69kg Fighting	28 AUG 1997
	TELLUND Jeppe	Mens -62kg Fighting	15 JUN 1998
	DAHL Rebekka	Womens -57kg Fighting	20 AUG 1996
	TANZER Liva	Womens -63kg Fighting	02 NOV 1998
FRA - FRANCE			
	BEN ALI Farid	Mens -69kg Fighting	27 SEP 1988
	KUNSA Percy	Mens -77kg Fighting	01 MAY 1986
	BONNET Betty	Womens -57kg Fighting	10 DEC 1998
	FAURE Stephanie	Womens -63kg Ne-Waza	23 OCT 1990
	FAURE Stephanie	Womens Open Ne-Waza	23 OCT 1990
	GASPARD Estelle	Womens -52kg Fighting	14 MAR 2000
GER - GERMANY			
	BUTLER Ian	Mixed Duo Team Open	14 DEC 1995
	JAHN Christine	Mixed Duo Para Physical	14 APR 1998
	PASZKIEWICZ Felix	Mixed Duo Team Open	06 MAY 1997
	SCHOBBER Alessandro	Mixed Duo Para Physical	01 SEP 1993
	BRODSKI Irina	Womens -52kg Ne-Waza	09 AUG 1985
	BRODSKI Irina	Womens Open Ne-Waza	09 AUG 1985
	BUSCHER Sophie	Womens -57kg Fighting	08 AUG 2001
	FREUDENBERGER Franziska	Womens -63kg Fighting	07 OCT 1994
	HUNECKE Nike	Mixed Duo Para Visual	28 SEP 2005
	PASZKIEWICZ Julia	Mixed Duo Para Visual	06 JAN 1996
GRE - GREECE			
	VENIERIS Antonios	Mixed Duo Show Open	08 MAY 2006
	VETSERIDIS Angelos	Mixed Duo Show Open	04 FEB 2004
	EFTHYMIU Ioanna	Womens -52kg Fighting	16 APR 2002
	KARZI Natalia	Mixed Duo Team Open	19 FEB 2004
	SERVE Maria	Mixed Duo Team Open	11 JAN 2006
HUN - HUNGARY			
	TOROS Tamara	Womens -63kg Ne-Waza	22 OCT 2004
	TOROS Tamara	Womens Open Ne-Waza	22 OCT 2004
	TOTH Alexa	Womens -57kg Ne-Waza	10 SEP 2004
	TOTH Alexa	Womens Open Ne-Waza	10 SEP 2004
IRQ - IRAQ			
	AL-GHARRAWI Mohammed Albaqe	Mens -62kg Fighting	18 FEB 1999



Entry List by NOC

As of SAT 9 AUG 2025

NOC	Name	Event	Date of Birth
ISR - ISRAEL			
	RYEDER Nimrod	Mens -77kg Ne-Waza	20 FEB 1998
	RYEDER Nimrod	Mens Open Ne-Waza	20 FEB 1998
	SHEMESH Saar	Mens -85kg Ne-Waza	24 FEB 1996
	SHEMESH Saar	Mens Open Ne-Waza	24 FEB 1996
	ARONOV Pnina	Womens -52kg Ne-Waza	28 AUG 1999
	ARONOV Pnina	Womens Open Ne-Waza	28 AUG 1999
	ROSENFELD Meshi	Womens -63kg Ne-Waza	30 APR 2000
	ROSENFELD Meshi	Womens Open Ne-Waza	30 APR 2000
ITA - ITALY			
	AMORE Sebastiano	Mixed Duo Show Open	08 OCT 2005
	BEN BRAHIM Salah	Mixed Duo Team Open	30 JUL 1991
	NAPOLI Giovanni	Mixed Duo Para Mental	08 MAR 1996
	NAPOLI Pietro	Mixed Duo Para Mental	13 JUN 2006
	PAGANO Erasmo	Mens -69kg Fighting	04 JUL 2001
	COSTA Giada	Mixed Duo Show Open	15 DEC 2005
	FARNE Antonella	Womens -52kg Fighting	07 JUN 1997
	IORELLI Chiara	Womens -63kg Fighting	27 FEB 2001
	MARCANTONI Elisa	Mixed Duo Team Open	24 MAY 1999
KAZ - KAZAKHSTAN			
	BATYRBEKOV Nurzhan	Mens -69kg Ne-Waza	13 MAR 2002
	BATYRBEKOV Nurzhan	Mens Open Ne-Waza	13 MAR 2002
	BOLATBEK Seiilkhan	Mens -77kg Ne-Waza	13 MAR 2005
	BOLATBEK Seiilkhan	Mens Open Ne-Waza	13 MAR 2005
	DUISENKULOV Nursultan	Mens -77kg Fighting	25 JUN 1997
	KANATBEK Aslan	Mens -62kg Fighting	08 APR 2001
	ZHANIBEK Abu-bakir	Mens -69kg Fighting	04 JUL 1997
MRI - MAURITIUS			
	PROAG Rayan	Mens -69kg Fighting	14 AUG 1998
MEX - MEXICO			
	CISNEROS DE LOS SANTOS Manuel Alberto	Mixed Duo Para Physical	29 OCT 1996
	MORENO AGUILA Jose Gilberto	Mixed Duo Para Physical	13 AUG 1992
MGL - MONGOLIA			
	CHOIJAMTS Tuvdentarvaa	Mens -69kg Ne-Waza	09 MAR 2003
	CHOIJAMTS Tuvdentarvaa	Mens Open Ne-Waza	09 MAR 2003
	GANGANMURUN Ulziiibat	Mixed Duo Para Mental	29 MAR 2006
	LKHAASUREN Olonbayar	Mixed Duo Para Mental	07 NOV 1987
	GANBAATAR Mongoljin	Womens -57kg Ne-Waza	09 DEC 1998
	GANBAATAR Mongoljin	Womens Open Ne-Waza	09 DEC 1998
MNE - MONTENEGRO			



Entry List by NOC

As of SAT 9 AUG 2025

NOC	Name	Event	Date of Birth
	VUKOTIC Stefan	Mixed Duo Show Open	19 AUG 1994
	CAKOVIC Lidija	Mixed Duo Show Open	11 MAR 1997
NED - NETHERLANDS			
	VAN DER VEER Ecco	Mens -62kg Fighting	17 NOV 1996
	VOGELZANG Boy	Mens -77kg Fighting	17 SEP 1995
	BOGERS Genevieve	Womens -57kg Fighting	02 JUN 1997
NOR - NORWAY			
	AHMED Mohammed	Mens -77kg Ne-Waza	06 JAN 1994
	AHMED Mohammed	Mens Open Ne-Waza	06 JAN 1994
PAN - PANAMA			
	AROSEMENA Yacqueline	Womens -57kg Fighting	17 SEP 1990
CHN - PEOPLES REPUBLIC OF CHINA			
	GUO Ao	Mixed Duo Para Physical	25 JUL 2008
	LI Yucai	Mixed Duo Para Physical	05 OCT 2004
	PAN Tianyou	Mixed Duo Para Visual	17 OCT 2010
	WANG Wenqiang	Mixed Duo Para Visual	25 AUG 1995
PHI - PHILIPPINES			
	NAPOLIS Jenna	Womens -52kg Ne-Waza	24 AUG 1996
	NAPOLIS Jenna	Womens Open Ne-Waza	24 AUG 1996
	RAMIREZ Annie	Womens -57kg Ne-Waza	25 NOV 1990
	RAMIREZ Annie	Womens Open Ne-Waza	25 NOV 1990
POR - PORTUGAL			
	PEDRO Ramalho	Mens -85kg Ne-Waza	22 APR 1994
	PEDRO Ramalho	Mens Open Ne-Waza	22 APR 1994
KOR - REPUBLIC OF KOREA			
	JOO Seong Hyeon	Mens -69kg Ne-Waza	02 DEC 2000
	JOO Seong Hyeon	Mens Open Ne-Waza	02 DEC 2000
	KIM Hee Seoung	Mens -85kg Ne-Waza	16 OCT 1987
	KIM Hee Seoung	Mens Open Ne-Waza	16 OCT 1987
	IM Eon Ju	Womens -52kg Ne-Waza	13 AUG 1996
	IM Eon Ju	Womens Open Ne-Waza	13 AUG 1996
	SUNG Ki Ra	Womens -63kg Ne-Waza	29 JAN 1997
	SUNG Ki Ra	Womens Open Ne-Waza	29 JAN 1997
ROU - ROMANIA			
	BELEAN Alexandru Stroia	Mixed Duo Para Visual	05 JUN 2004
	CERGHIZAN Sebastian Ioan	Mixed Duo Para Visual	06 AUG 2006
	CSIKI Arpad Ferenc	Mixed Duo Para Physical	26 AUG 1967
	DOBRE Ionut Costin	Mixed Duo Show Open	27 MAY 1986
	HALATIU Narcis Vlad	Mixed Duo Para Physical	23 MAY 1998



Entry List by NOC

As of SAT 9 AUG 2025

NOC	Name	Event	Date of Birth
	POP Vasile Tinu	Mixed Duo Para Visual	09 OCT 1965
	SZANTO Attila	Mixed Duo Para Visual	27 AUG 1962
	DOBRE Genoveva	Mixed Duo Show Open	01 JUN 1986
KSA - SAUDI ARABIA			
	NADA Abdullah	Mens -85kg Ne-Waza	16 MAY 2007
	NADA Abdullah	Mens Open Ne-Waza	16 MAY 2007
SLO - SLOVENIA			
	TOPLAK Tim	Mens -69kg Fighting	19 DEC 1995
SWE - SWEDEN			
	MATTSSON Klara	Womens -57kg Fighting	21 SEP 1997
	OSTER HALL Jenny	Mixed Duo Para Mental	02 OCT 1997
	SARFATI Isabelle	Mixed Duo Para Mental	29 APR 1967
	SCHOLIN Astrid	Womens -57kg Ne-Waza	11 JAN 2001
	SCHOLIN Astrid	Womens Open Ne-Waza	11 JAN 2001
SUI - SWITZERLAND			
	STAUB Sina	Womens -52kg Fighting	02 APR 2000
	VINTALAS Anaïs	Womens -63kg Ne-Waza	26 SEP 1993
	VINTALAS Anaïs	Womens Open Ne-Waza	26 SEP 1993
THA - THAILAND			
	KITPONGSRI Charatchai	Mixed Duo Show Open	20 SEP 1999
	NETPONG Warut	Mixed Duo Show Open	08 JAN 1997
	POLPUT Kampanart	Mens -77kg Ne-Waza	01 DEC 2000
	POLPUT Kampanart	Mens Open Ne-Waza	01 DEC 2000
	SAENGSRIRUANG Warawut	Mixed Duo Team Open	10 FEB 2003
	SENATHAM Orapa	Womens -63kg Fighting	03 MAY 1992
	SINGCHALAD Nuchanat	Womens -52kg Fighting	13 DEC 2002
	YUENNAN Lalita	Mixed Duo Team Open	09 AUG 2000
UKR - UKRAINE			
	MOCHULSKYI Bohdan	Mens -62kg Fighting	04 AUG 1996
	SHUTKO Kostiantyn	Mens -69kg Ne-Waza	20 JUN 2001
	SHUTKO Kostiantyn	Mens Open Ne-Waza	20 JUN 2001
UAE - UNITED ARAB EMIRATES			
	ALAWLAQI Mahdi	Mens -77kg Ne-Waza	22 FEB 2003
	ALAWLAQI Mahdi	Mens Open Ne-Waza	22 FEB 2003
	ALKUBAISI Saeed	Mens -85kg Ne-Waza	25 FEB 2003
	ALKUBAISI Saeed	Mens Open Ne-Waza	25 FEB 2003
	ALSUWAIDI Mohamed Ali	Mens -69kg Ne-Waza	03 NOV 2001
	ALSUWAIDI Mohamed Ali	Mens Open Ne-Waza	03 NOV 2001
	ALHOSANI Asma	Womens -52kg Ne-Waza	29 OCT 2002
	ALHOSANI Asma	Womens Open Ne-Waza	29 OCT 2002



Entry List by NOC

As of SAT 9 AUG 2025

NOC	Name	Event	Date of Birth
	ALKALBANI Shamma	Womens -63kg Ne-Waza	10 APR 2003
	ALKALBANI Shamma	Womens Open Ne-Waza	10 APR 2003
	ALMERI Shamsa	Womens -57kg Ne-Waza	29 SEP 2003
	ALMERI Shamsa	Womens Open Ne-Waza	29 SEP 2003
URU - URUGUAY			
	DOMINGUEZ Joaquin	Mens -77kg Fighting	21 AUG 1999



Session Programme

As of MON 11 AUG 2025

SESSION 1 - Tatami 1

Contest No	Weight Category	Round	Color	Name	NOC Code	Points	Winner	Results Code
1101	MENS -62KG FIGHTING	Elimination	RED	MOCHULSKYI Bohdan	UKR			
			BLUE	AL-GHARRAWI Mohammed Albaqe	IRQ			
1102	MENS -62KG FIGHTING	Elimination	RED	TELLUND Jeppe	DEN			
			BLUE	VIVIESCAS Jairo	COL			
1103	MENS -69KG FIGHTING	Elimination	RED	PAGANO Erasmo	ITA			
			BLUE	KILBAK Jesper	DEN			
1104	MENS -69KG FIGHTING	Elimination	RED	ZHANIBEK Abu-bakir	KAZ			
			BLUE	PROAG Rayan	MRI			
1105	MENS -77KG FIGHTING	Elimination	RED	VOGELZANG Boy	NED			
			BLUE	DOMINGUEZ Joaquin	URU			
1106	MENS -77KG FIGHTING	Elimination	RED	ANDERSEN Lucas	DEN			
			BLUE	ZOUZOUA Yoro Yannick Ephrem	CIV			
1107	MENS -62KG FIGHTING	Elimination	RED	MOCHULSKYI Bohdan	UKR			
			BLUE	KANATBEK Aslan	KAZ			
1108	MENS -62KG FIGHTING	Elimination	RED	TELLUND Jeppe	DEN			
			BLUE	VAN DER VEER Ecco	NED			
1109	MENS -69KG FIGHTING	Elimination	RED	PAGANO Erasmo	ITA			
			BLUE	TOPLAK Tim	SLO			
1110	MENS -69KG FIGHTING	Elimination	RED	ZHANIBEK Abu-bakir	KAZ			
			BLUE	BEN ALI Farid	FRA			
1111	MENS -77KG FIGHTING	Elimination	RED	VOGELZANG Boy	NED			
			BLUE	KUNSA Percy	FRA			
1112	MENS -77KG FIGHTING	Elimination	RED	ANDERSEN Lucas	DEN			
			BLUE	DUISENKULOV Nursultan	KAZ			
1113	MENS -62KG FIGHTING	Elimination	RED	AL-GHARRAWI Mohammed Albaqe	IRQ			
			BLUE	KANATBEK Aslan	KAZ			
1114	MENS -62KG FIGHTING	Elimination	RED	VIVIESCAS Jairo	COL			
			BLUE	VAN DER VEER Ecco	NED			
1115	MENS -69KG FIGHTING	Elimination	RED	KILBAK Jesper	DEN			
			BLUE	TOPLAK Tim	SLO			
1116	MENS -69KG FIGHTING	Elimination	RED	PROAG Rayan	MRI			
			BLUE	BEN ALI Farid	FRA			
1117	MENS -77KG FIGHTING	Elimination	RED	DOMINGUEZ Joaquin	URU			
			BLUE	KUNSA Percy	FRA			
1118	MENS -77KG FIGHTING	Elimination	RED	ZOUZOUA Yoro Yannick Ephrem	CIV			
			BLUE	DUISENKULOV Nursultan	KAZ			



Session Programme

As of MON 11 AUG 2025

SESSION 1 - Tatami 2

Contest No	Weight Category	Round	Color	Name	NOC Code	Points	Winner	Results Code
1201	WOMENS -52KG NE-WAZA	Elimination	RED	ARONOV Pnina	ISR			
			BLUE	BRODSKI Irina	GER			
1202	WOMENS -52KG NE-WAZA	Elimination	RED	NAPOLIS Jenna	PHI			
			BLUE	ALHOSANI Asma	UAE			
1203	WOMENS -57KG NE-WAZA	Elimination	RED	TOTH Alexa	HUN			
			BLUE	SCHOLIN Astrid	SWE			
1204	WOMENS -57KG NE-WAZA	Elimination	RED	GANBAATAR Mongoljin	MGL			
			BLUE	RAMIREZ Annie	PHI			
1205	WOMENS -63KG NE-WAZA	Elimination	RED	SUNG Ki Ra	KOR			
			BLUE	TOROS Tamara	HUN			
1206	WOMENS -63KG NE-WAZA	Elimination	RED	ROSENFELD Meshi	ISR			
			BLUE	VINTALAS Anais	SUI			
1207	WOMENS -52KG NE-WAZA	Elimination	RED	ARONOV Pnina	ISR			
			BLUE	CRUZ Adriana	COL			
1208	WOMENS -52KG NE-WAZA	Elimination	RED	NAPOLIS Jenna	PHI			
			BLUE	IM Eon Ju	KOR			
1209	WOMENS -57KG NE-WAZA	Elimination	RED	TOTH Alexa	HUN			
			BLUE	ALMERI Shamsa	UAE			
1210	WOMENS -57KG NE-WAZA	Elimination	RED	GANBAATAR Mongoljin	MGL			
			BLUE	MARCEAU Felicia	CAN			
1211	WOMENS -63KG NE-WAZA	Elimination	RED	SUNG Ki Ra	KOR			
			BLUE	FAURE Stephanie	FRA			
1212	WOMENS -63KG NE-WAZA	Elimination	RED	ROSENFELD Meshi	ISR			
			BLUE	ALKALBANI Shamma	UAE			
1213	WOMENS -52KG NE-WAZA	Elimination	RED	BRODSKI Irina	GER			
			BLUE	CRUZ Adriana	COL			
1214	WOMENS -52KG NE-WAZA	Elimination	RED	ALHOSANI Asma	UAE			
			BLUE	IM Eon Ju	KOR			
1215	WOMENS -57KG NE-WAZA	Elimination	RED	SCHOLIN Astrid	SWE			
			BLUE	ALMERI Shamsa	UAE			
1216	WOMENS -57KG NE-WAZA	Elimination	RED	RAMIREZ Annie	PHI			
			BLUE	MARCEAU Felicia	CAN			
1217	WOMENS -63KG NE-WAZA	Elimination	RED	TOROS Tamara	HUN			
			BLUE	FAURE Stephanie	FRA			
1218	WOMENS -63KG NE-WAZA	Elimination	RED	VINTALAS Anais	SUI			
			BLUE	ALKALBANI Shamma	UAE			
1219	MIXED DUO TEAM OPEN	Qualification		COLLIE/RAPILLY	BEL			
1220	MIXED DUO TEAM OPEN	Qualification		BUTLER/PASZKIEWICZ	GER			
1221	MIXED DUO TEAM OPEN	Qualification		KARZI/SERVE	GRE			
1222	MIXED DUO TEAM OPEN	Qualification		HORAK/RIEGL	AUT			



Session Programme

As of MON 11 AUG 2025

SESSION 1 - Tatami 2

Contest No	Weight Category	Round	Color	Name	NOC Code	Points	Winner	Results Code
1223	MIXED DUO TEAM OPEN	Qualification		BEN BRAHIM/MARCANTONI	ITA			
1224	MIXED DUO TEAM OPEN	Qualification		SAENGSRIRUANG/YUENNAN	THA			
2125	MIXED DUO TEAM OPEN	Qualification Round 2		KARZI/SERVE	GRE			
2126	MIXED DUO TEAM OPEN	Qualification Round 2		BEN BRAHIM/MARCANTONI	ITA			
2127	MIXED DUO TEAM OPEN	Qualification Round 2		BUTLER/PASZKIEWICZ	GER			
2128	MIXED DUO TEAM OPEN	Qualification Round 2		COLLIE/RAPILLY	BEL			
2129	MIXED DUO TEAM OPEN	Qualification Round 2		HORAK/RIEGL	AUT			
2130	MIXED DUO TEAM OPEN	Qualification Round 2		SAENGSRIRUANG/YUENNAN	THA			
1231	MIXED DUO TEAM OPEN	Qualification Round 3		KARZI/SERVE	GRE			
1232	MIXED DUO TEAM OPEN	Qualification Round 3		COLLIE/RAPILLY	BEL			
1233	MIXED DUO TEAM OPEN	Qualification Round 3		BUTLER/PASZKIEWICZ	GER			
1234	MIXED DUO TEAM OPEN	Qualification Round 3		BEN BRAHIM/MARCANTONI	ITA			
1235	MIXED DUO TEAM OPEN	Qualification Round 3		HORAK/RIEGL	AUT			
1236	MIXED DUO TEAM OPEN	Qualification Round 3		SAENGSRIRUANG/YUENNAN	THA			



Session Programme

As of MON 11 AUG 2025

SESSION 2 - Tatami 1

Contest No	Weight Category	Round	Color	Name	NOC Code	Points	Winner	Results Code
1119	MENS -62KG FIGHTING	Semifinals	RED	MOCHULSKYI Bohdan	UKR			
			BLUE	VIVIESCAS Jairo	COL			
1120	MENS -62KG FIGHTING	Semifinals	RED	VAN DER VEER Ecco	NED			
			BLUE	KANATBEK Aslan	KAZ			
1121	MENS -69KG FIGHTING	Semifinals	RED	KILBAK Jesper	DEN			
			BLUE	BEN ALI Farid	FRA			
1122	MENS -69KG FIGHTING	Semifinals	RED	ZHANIBEK Abu-bakir	KAZ			
			BLUE	PAGANO Erasmo	ITA			
1123	MENS -77KG FIGHTING	Semifinals	RED	VOGELZANG Boy	NED			
			BLUE	ANDERSEN Lucas	DEN			
1124	MENS -77KG FIGHTING	Semifinals	RED	DUISENKULOV Nursultan	KAZ			
			BLUE	KUNSA Percy	FRA			



Session Programme

As of MON 11 AUG 2025

SESSION 2 - Tatami 2

Contest No	Weight Category	Round	Color	Name	NOC Code	Points	Winner	Results Code
1238	WOMENS -52KG NE-WAZA	Semifinals	RED	ARONOV Pnina	ISR			
			BLUE	NAPOLIS Jenna	PHI			
1239	WOMENS -52KG NE-WAZA	Semifinals	RED	IM Eon Ju	KOR			
			BLUE	BRODSKI Irina	GER			
1240	WOMENS -57KG NE-WAZA	Semifinals	RED	SCHOLIN Astrid	SWE			
			BLUE	GANBAATAR Mongoljin	MGL			
1241	WOMENS -57KG NE-WAZA	Semifinals	RED	MARCEAU Felicia	CAN			
			BLUE	TOTH Alexa	HUN			
1242	WOMENS -63KG NE-WAZA	Semifinals	RED	SUNG Ki Ra	KOR			
			BLUE	ALKALBANI Shamma	UAE			
1243	WOMENS -63KG NE-WAZA	Semifinals	RED	ROSENFELD Meshi	ISR			
			BLUE	FAURE Stephanie	FRA			
1244	MIXED DUO TEAM OPEN	Semifinals		BUTLER/PASZKIEWICZ	GER			
1245	MIXED DUO TEAM OPEN	Semifinals		SAENGSRIRUANG/YUENNAN	THA			
1246	MIXED DUO TEAM OPEN	Semifinals		HORAK/RIEGL	AUT			
1247	MIXED DUO TEAM OPEN	Semifinals		BEN BRAHIM/MARCANTONI	ITA			
1248	MENS -62KG FIGHTING	Bronze Medal Match	RED	VIVIESCAS Jairo	COL			
			BLUE	KANATBEK Aslan	KAZ			
1249	MENS -69KG FIGHTING	Bronze Medal Match	RED	KILBAK Jesper	DEN			
			BLUE	PAGANO Erasmo	ITA			
1250	MENS -77KG FIGHTING	Bronze Medal Match	RED	VOGELZANG Boy	NED			
			BLUE	KUNSA Percy	FRA			
1251	MIXED DUO TEAM OPEN	Bronze Medal Match		BUTLER/PASZKIEWICZ	GER			
1252	MIXED DUO TEAM OPEN	Bronze Medal Match		BEN BRAHIM/MARCANTONI	ITA			
1253	WOMENS -52KG NE-WAZA	Bronze Medal Match	RED	ARONOV Pnina	ISR			
			BLUE	BRODSKI Irina	GER			
1254	WOMENS -57KG NE-WAZA	Bronze Medal Match	RED	GANBAATAR Mongoljin	MGL			
			BLUE	TOTH Alexa	HUN			
1255	WOMENS -63KG NE-WAZA	Bronze Medal Match	RED	ALKALBANI Shamma	UAE			
			BLUE	FAURE Stephanie	FRA			
1256	MENS -62KG FIGHTING	Gold Medal Match	RED	MOCHULSKYI Bohdan	UKR			
			BLUE	VAN DER VEER Ecco	NED			
1257	MENS -69KG FIGHTING	Gold Medal Match	RED	BEN ALI Farid	FRA			
			BLUE	ZHANIBEK Abu-bakir	KAZ			
1258	MENS -77KG FIGHTING	Gold Medal Match	RED	ANDERSEN Lucas	DEN			
			BLUE	DUISENKULOV Nursultan	KAZ			
1259	MIXED DUO TEAM OPEN	Gold Medal Match		SAENGSRIRUANG/YUENNAN	THA			



Session Programme

As of MON 11 AUG 2025

SESSION 2 - Tatami 2

Contest No	Weight Category	Round	Color	Name	NOC Code	Points	Winner	Results Code
1260	MIXED DUO TEAM OPEN	Gold Medal Match		HORAK/RIEGL	AUT			
1261	WOMENS -52KG NE-WAZA	Gold Medal Match	RED	NAPOLIS Jenna	PHI			
			BLUE	IM Eon Ju	KOR			
1262	WOMENS -57KG NE-WAZA	Gold Medal Match	RED	SCHOLIN Astrid	SWE			
			BLUE	MARCEAU Felicia	CAN			
1263	WOMENS -63KG NE-WAZA	Gold Medal Match	RED	SUNG Ki Ra	KOR			
			BLUE	ROSENFELD Meshi	ISR			



Session Programme

As of MON 11 AUG 2025

SESSION 3 - Tatami 1

Contest No	Weight Category	Round	Color	Name	NOC Code	Points	Winner	Results Code
2101	WOMENS -52KG FIGHTING	Elimination	RED	GASPARD Estelle	FRA			
			BLUE	STAUB Sina	SUI			
2102	WOMENS -52KG FIGHTING	Elimination	RED	SINGCHALAD Nuchanat	THA			
			BLUE	WU Yu-ting	TPE			
2103	WOMENS -57KG FIGHTING	Elimination	RED	BOGERS Genevieve	NED			
			BLUE	BONNET Betty	FRA			
2104	WOMENS -57KG FIGHTING	Elimination	RED	BUSCHER Sophie	GER			
			BLUE	AROSEMENA Yacqueline	PAN			
2105	WOMENS -63KG FIGHTING	Elimination	RED	SENATHAM Orapa	THA			
			BLUE	DE JESUS FERREIRA SANTOS Geovanna	BRA			
2106	WOMENS -63KG FIGHTING	Elimination	RED	TANZER Liva	DEN			
			BLUE	IORELLI Chiara	ITA			
2107	WOMENS -52KG FIGHTING	Elimination	RED	GASPARD Estelle	FRA			
			BLUE	EFTHYMIU Ioanna	GRE			
2108	WOMENS -52KG FIGHTING	Elimination	RED	SINGCHALAD Nuchanat	THA			
			BLUE	FARNE Antonella	ITA			
2109	WOMENS -57KG FIGHTING	Elimination	RED	BOGERS Genevieve	NED			
			BLUE	MATTSSON Klara	SWE			
2110	WOMENS -57KG FIGHTING	Elimination	RED	BUSCHER Sophie	GER			
			BLUE	DAHL Rebekka	DEN			
2111	WOMENS -63KG FIGHTING	Elimination	RED	SENATHAM Orapa	THA			
			BLUE	FREUDENBERGER Franziska	GER			
2112	WOMENS -63KG FIGHTING	Elimination	RED	TANZER Liva	DEN			
			BLUE	FUHRMANN Lisa	AUT			
2113	WOMENS -52KG FIGHTING	Elimination	RED	STAUB Sina	SUI			
			BLUE	EFTHYMIU Ioanna	GRE			
2114	WOMENS -52KG FIGHTING	Elimination	RED	WU Yu-ting	TPE			
			BLUE	FARNE Antonella	ITA			
2115	WOMENS -57KG FIGHTING	Elimination	RED	BONNET Betty	FRA			
			BLUE	MATTSSON Klara	SWE			
2116	WOMENS -57KG FIGHTING	Elimination	RED	AROSEMENA Yacqueline	PAN			
			BLUE	DAHL Rebekka	DEN			
2117	WOMENS -63KG FIGHTING	Elimination	RED	DE JESUS FERREIRA SANTOS Geovanna	BRA			
			BLUE	FREUDENBERGER Franziska	GER			
2118	WOMENS -63KG FIGHTING	Elimination	RED	IORELLI Chiara	ITA			
			BLUE	FUHRMANN Lisa	AUT			



Session Programme

As of MON 11 AUG 2025

SESSION 3 - Tatami 2

Contest No	Weight Category	Round	Color	Name	NOC Code	Points	Winner	Results Code
2201	MENS -69KG NE-WAZA	Elimination	RED	BATYRBEKOV Nurzhan	KAZ			
			BLUE	SHUTKO Kostiantyn	UKR			
2202	MENS -69KG NE-WAZA	Elimination	RED	ALSUWAIDI Mohamed Ali	UAE			
			BLUE	CHOIJAMTS Tuvdentarvaa	MGL			
2203	MENS -77KG NE-WAZA	Elimination	RED	RYEDER Nimrod	ISR			
			BLUE	AHMED Mohammed	NOR			
2204	MENS -77KG NE-WAZA	Elimination	RED	BOLATBEK Seiilkhan	KAZ			
			BLUE	POLPUT Kampanart	THA			
2205	MENS -85KG NE-WAZA	Elimination	RED	ALKUBAISI Saeed	UAE			
			BLUE	NADA Abdullah	KSA			
2206	MENS -85KG NE-WAZA	Elimination	RED	KIM Hee Seoung	KOR			
			BLUE	PEDRO Ramalho	POR			
2207	MENS -69KG NE-WAZA	Elimination	RED	BATYRBEKOV Nurzhan	KAZ			
			BLUE	BAYILI Florian	BEL			
2208	MENS -69KG NE-WAZA	Elimination	RED	ALSUWAIDI Mohamed Ali	UAE			
			BLUE	JOO Seong Hyeon	KOR			
2209	MENS -77KG NE-WAZA	Elimination	RED	RYEDER Nimrod	ISR			
			BLUE	SHEEHAN Michael	CAN			
2210	MENS -77KG NE-WAZA	Elimination	RED	BOLATBEK Seiilkhan	KAZ			
			BLUE	ALAWLAQI Mahdi	UAE			
2211	MENS -85KG NE-WAZA	Elimination	RED	ALKUBAISI Saeed	UAE			
			BLUE	SHEMESH Saar	ISR			
2212	MENS -85KG NE-WAZA	Elimination	RED	KIM Hee Seoung	KOR			
			BLUE	DOS SANTOS Nathan	CAN			
2213	MENS -69KG NE-WAZA	Elimination	RED	SHUTKO Kostiantyn	UKR			
			BLUE	BAYILI Florian	BEL			
2214	MENS -69KG NE-WAZA	Elimination	RED	CHOIJAMTS Tuvdentarvaa	MGL			
			BLUE	JOO Seong Hyeon	KOR			
2215	MENS -77KG NE-WAZA	Elimination	RED	AHMED Mohammed	NOR			
			BLUE	SHEEHAN Michael	CAN			
2216	MENS -77KG NE-WAZA	Elimination	RED	POLPUT Kampanart	THA			
			BLUE	ALAWLAQI Mahdi	UAE			
2217	MENS -85KG NE-WAZA	Elimination	RED	NADA Abdullah	KSA			
			BLUE	SHEMESH Saar	ISR			
2218	MENS -85KG NE-WAZA	Elimination	RED	PEDRO Ramalho	POR			
			BLUE	DOS SANTOS Nathan	CAN			
2219	MIXED DUO SHOW OPEN	Qualification		KONGMONA/TOUCH	CAM			
2220	MIXED DUO SHOW OPEN	Qualification		VENIERIS/VETSERIDIS	GRE			
2221	MIXED DUO SHOW OPEN	Qualification		CAKOVIC/VUKOTIC	MNE			
2222	MIXED DUO SHOW OPEN	Qualification		AMORE/COSTA	ITA			



Session Programme

As of MON 11 AUG 2025

SESSION 3 - Tatami 2

Contest No	Weight Category	Round	Color	Name	NOC Code	Points	Winner	Results Code
2223	MIXED DUO SHOW OPEN	Qualification		DOBRE/DOBRE	ROU			
2224	MIXED DUO SHOW OPEN	Qualification		KITPONGSRI/NETPONG	THA			
2225	MIXED DUO SHOW OPEN	Qualification		HORAK/RIEGL	AUT			



Session Programme

As of MON 11 AUG 2025

SESSION 4 - Tatami 1

Contest No	Weight Category	Round	Color	Name	NOC Code	Points	Winner	Results Code
2119	WOMEN'S -52KG FIGHTING	Semifinals	RED	GASPARD Estelle	FRA			
			BLUE	SINGCHALAD Nuchanat	THA			
2120	WOMEN'S -52KG FIGHTING	Semifinals	RED	FARNE Antonella	ITA			
			BLUE	STAUB Sina	SUI			
2121	WOMEN'S -57KG FIGHTING	Semifinals	RED	BOGERS Genevieve	NED			
			BLUE	DAHL Rebekka	DEN			
2122	WOMEN'S -57KG FIGHTING	Semifinals	RED	BUSCHER Sophie	GER			
			BLUE	MATTSSON Klara	SWE			
2123	WOMEN'S -63KG FIGHTING	Semifinals	RED	FREUDENBERGER Franziska	GER			
			BLUE	FIORELLI Chiara	ITA			
2124	WOMEN'S -63KG FIGHTING	Semifinals	RED	TANZER Liva	DEN			
			BLUE	SENATHAM Orapa	THA			



Session Programme

As of MON 11 AUG 2025

SESSION 4 - Tatami 2

Contest No	Weight Category	Round	Color	Name	NOC Code	Points	Winner	Results Code
2226	MEN'S -69KG NE-WAZA	Semifinals	RED	BAYILI Florian	BEL			
			BLUE	JOO Seong Hyeon	KOR			
2227	MEN'S -69KG NE-WAZA	Semifinals	RED	ALSUWAIDI Mohamed Ali	UAE			
			BLUE	BATYRBEKOV Nurzhan	KAZ			
2228	MEN'S -77KG NE-WAZA	Semifinals	RED	RYEDER Nimrod	ISR			
			BLUE	BOLATBEK Seiilkhan	KAZ			
2229	MEN'S -77KG NE-WAZA	Semifinals	RED	ALAWLAQI Mahdi	UAE			
			BLUE	SHEEHAN Michael	CAN			
2230	MEN'S -85KG NE-WAZA	Semifinals	RED	ALKUBAISI Saeed	UAE			
			BLUE	KIM Hee Seoung	KOR			
2231	MEN'S -85KG NE-WAZA	Semifinals	RED	PEDRO Ramalho	POR			
			BLUE	NADA Abdullah	KSA			
2232	WOMEN'S -52KG FIGHTING	Bronze Medal Match	RED	SINGCHALAD Nuchanat	THA			
			BLUE	STAUB Sina	SUI			
2233	WOMEN'S -57KG FIGHTING	Bronze Medal Match	RED	BOGERS Genevieve	NED			
			BLUE	MATTSSON Klara	SWE			
2234	WOMEN'S -63KG FIGHTING	Bronze Medal Match	RED	FREUDENBERGER Franziska	GER			
			BLUE	TANZER Liva	DEN			
2235	MEN'S -69KG NE-WAZA	Bronze Medal Match	RED	JOO Seong Hyeon	KOR			
			BLUE	BATYRBEKOV Nurzhan	KAZ			
2236	MEN'S -77KG NE-WAZA	Bronze Medal Match	RED	BOLATBEK Seiilkhan	KAZ			
			BLUE	SHEEHAN Michael	CAN			
2237	MEN'S -85KG NE-WAZA	Bronze Medal Match	RED	KIM Hee Seoung	KOR			
			BLUE	NADA Abdullah	KSA			
2238	WOMEN'S -52KG FIGHTING	Gold Medal Match	RED	GASPARD Estelle	FRA			
			BLUE	FARNE Antonella	ITA			
2239	WOMEN'S -57KG FIGHTING	Gold Medal Match	RED	DAHL Rebekka	DEN			
			BLUE	BUSCHER Sophie	GER			
2240	WOMEN'S -63KG FIGHTING	Gold Medal Match	RED	IORELLI Chiara	ITA			
			BLUE	SENATHAM Orapa	THA			
2241	MIXED DUO SHOW OPEN FINAL	Final		CAKOVIC/VUKOTIC	MNE			
2242	MIXED DUO SHOW OPEN FINAL	Final		AMORE/COSTA	ITA			
2243	MIXED DUO SHOW OPEN FINAL	Final		KITPONGSRI/NETPONG	THA			
2244	MIXED DUO SHOW OPEN FINAL	Final		HORAK/RIEGL	AUT			
2245	MEN'S -69KG NE-WAZA	Gold Medal Match	RED	BAYILI Florian	BEL			
			BLUE	ALSUWAIDI Mohamed Ali	UAE			
2246	MEN'S -77KG NE-WAZA	Gold Medal Match	RED	RYEDER Nimrod	ISR			
			BLUE	ALAWLAQI Mahdi	UAE			
2247	MEN'S -85KG NE-WAZA	Gold Medal Match	RED	ALKUBAISI Saeed	UAE			
			BLUE	PEDRO Ramalho	POR			



Session Programme

As of MON 11 AUG 2025

SESSION 5 - Tatami 1

Contest No	Weight Category	Round	Color	Name	NOC Code	Points	Winner	Results Code
3101	MIXED DUO PARA PHYSICAL	Qualification		GUO/LI	CHN			
3102	MIXED DUO PARA PHYSICAL	Qualification		ARIZA RENDON/VALLEJO LEON	COL			
3103	MIXED DUO PARA PHYSICAL	Qualification		DE JESUS/GODOY	BRA			
3104	MIXED DUO PARA PHYSICAL	Qualification		CSIKI/HALATIU	ROU			
3105	MIXED DUO PARA PHYSICAL	Qualification		JAHN/SCHOBER	GER			
3106	MIXED DUO PARA PHYSICAL	Qualification		CISNEROS DE LOS SANTOS/MORENO AGUILA	MEX			
3107	MIXED DUO PARA VISUAL	Qualification		PAN/WANG	CHN			
3108	MIXED DUO PARA VISUAL	Qualification		CERGHIZAN/POP	ROU			
3109	MIXED DUO PARA VISUAL	Qualification		BELEAN/SZANTO	ROU			
3110	MIXED DUO PARA VISUAL	Qualification		CASTILLO VILLAMARIN/MORA	COL			
3111	MIXED DUO PARA VISUAL	Qualification		HUNECKE/PASZKIEWICZ	GER			
3112	MIXED DUO PARA MENTAL	Qualification		MADRUGA/OLIVEIRA SILVA	BRA			
3113	MIXED DUO PARA MENTAL	Qualification		GANGANMURUN/LKHAASUREN	MGL			
3114	MIXED DUO PARA MENTAL	Qualification		NAPOLI/NAPOLI	ITA			
3115	MIXED DUO PARA MENTAL	Qualification		OSTER HALL/SARFATI	SWE			
3116	MIXED DUO PARA MENTAL	Qualification		BRUECKNER/PAMER	AUT			
3117	MIXED DUO PARA MENTAL	Qualification		BRUECKNER/FINK	AUT			



Session Programme

As of MON 11 AUG 2025

SESSION 5 - Tatami 2

Contest No	Weight Category	Round	Color	Name	NOC Code	Points	Winner	Results Code
3201	MEN'S OPEN NE-WAZA	Round of 16	RED	NADA Abdullah	KSA			
			BLUE	SHEEHAN Michael	CAN			
3202	MEN'S OPEN NE-WAZA	Round of 16	RED	ALAWLAQI Mahdi	UAE			
			BLUE	JOO Seong Hyeon	KOR			
3203	MEN'S OPEN NE-WAZA	Round of 16	RED	ALKUBAISI Saeed	UAE			
			BLUE	BATYRBEKOV Nurzhan	KAZ			
3204	MEN'S OPEN NE-WAZA	Round of 16	RED	RYEDER Nimrod	ISR			
			BLUE	CHOIJAMTS Tuvdentarvaa	MGL			
3205	MEN'S OPEN NE-WAZA	Round of 16	RED	PEDRO Ramalho	POR			
			BLUE	ALSUWAIDI Mohamed Ali	UAE			
3206	MEN'S OPEN NE-WAZA	Round of 16	RED	BAYILI Florian	BEL			
			BLUE	KIM Hee Seoung	KOR			
3207	MEN'S OPEN NE-WAZA	Round of 16	RED	SHEMESH Saar	ISR			
			BLUE	BOLATBEK Seiilkhan	KAZ			
3208	MEN'S OPEN NE-WAZA	Round of 16	RED	AHMED Mohammed	NOR			
			BLUE	DOS SANTOS Nathan	CAN			
3209	MEN'S OPEN NE-WAZA	Quarterfinals	RED					
			BLUE					
3210	MEN'S OPEN NE-WAZA	Quarterfinals	RED					
			BLUE					
3211	MEN'S OPEN NE-WAZA	Quarterfinals	RED					
			BLUE					
3212	MEN'S OPEN NE-WAZA	Quarterfinals	RED					
			BLUE					
3213	WOMEN'S OPEN NE-WAZA	Round of 16	RED	MARCEAU Felicia	CAN			
			BLUE	SUNG Ki Ra	KOR			
3214	WOMEN'S OPEN NE-WAZA	Round of 16	RED	ALHOSANI Asma	UAE			
			BLUE	NAPOLIS Jenna	PHI			
3215	WOMEN'S OPEN NE-WAZA	Round of 16	RED	ALMERI Shamsa	UAE			
			BLUE	TOROS Tamara	HUN			
3216	WOMEN'S OPEN NE-WAZA	Round of 16	RED	ARONOV Pnina	ISR			
			BLUE	VINTALAS Anais	SUI			
3217	WOMEN'S OPEN NE-WAZA	Round of 16	RED	GANBAATAR Mongoljin	MGL			
			BLUE	ALKALBANI Shamma	UAE			
3218	WOMEN'S OPEN NE-WAZA	Round of 16	RED	FAURE Stephanie	FRA			
			BLUE	ROSENFELD Meshi	ISR			
3219	WOMEN'S OPEN NE-WAZA	Round of 16	RED	TOTH Alexa	HUN			
			BLUE	RAMIREZ Annie	PHI			
3220	WOMEN'S OPEN NE-WAZA	Round of 16	RED	BRODSKI Irina	GER			
			BLUE	IM Eon Ju	KOR			
3221	WOMEN'S OPEN NE-WAZA	Quarterfinals	RED					
			BLUE					
3222	WOMEN'S OPEN NE-WAZA	Quarterfinals	RED					
			BLUE					



Session Programme

As of MON 11 AUG 2025

SESSION 5 - Tatami 2

Contest No	Weight Category	Round	Color	Name	NOC Code	Points	Winner	Results Code
3223	WOMEN'S OPEN NE-WAZA	Quarterfinals	RED					
			BLUE					
3224	WOMEN'S OPEN NE-WAZA	Quarterfinals	RED					
			BLUE					



Session Programme

As of TUE 12 AUG 2025

SESSION 6 - Tatami 1

Contest No	Weight Category	Round	Color	Name	NOC Code	Points	Winner	Results Code
3118	MIXED DUO PARA PHYSICAL	Semifinals		ARIZA RENDON/VALLEJO LEON	COL			
3119	MIXED DUO PARA PHYSICAL	Semifinals		GUO/LI	CHN			
3120	MIXED DUO PARA PHYSICAL	Semifinals		CISNEROS DE LOS SANTOS/MORENO AGUILA	MEX			
3121	MIXED DUO PARA PHYSICAL	Semifinals		JAHN/SCHOBER	GER			
3122	MIXED DUO PARA VISUAL	Semifinals		BELEAN/SZANTO	ROU			
3123	MIXED DUO PARA VISUAL	Semifinals		HUNECKE/PASZKIEWICZ	GER			
3124	MIXED DUO PARA VISUAL	Semifinals		CASTILLO VILLAMARIN/MORA	COL			
3125	MIXED DUO PARA VISUAL	Semifinals		PAN/WANG	CHN			
3126	MIXED DUO PARA MENTAL	Semifinals		MADRUGA/OLIVEIRA SILVA	BRA			
3127	MIXED DUO PARA MENTAL	Semifinals		GANGANMURUN/LKHAASUREN	MGL			
3128	MIXED DUO PARA MENTAL	Semifinals		OSTER HALL/SARFATI	SWE			
3129	MIXED DUO PARA MENTAL	Semifinals		NAPOLI/NAPOLI	ITA			



Session Programme

As of TUE 12 AUG 2025

SESSION 6 - Tatami 2

Contest No	Weight Category	Round	Color	Name	NOC Code	Points	Winner	Results Code
3225	MEN'S OPEN NE-WAZA	Semifinals	RED	JOO Seong Hyeon	KOR			
			BLUE	RYEDER Nimrod	ISR			
3226	MEN'S OPEN NE-WAZA	Semifinals	RED	ALSUWAIDI Mohamed Ali	UAE			
			BLUE	DOS SANTOS Nathan	CAN			
3227	WOMEN'S OPEN NE-WAZA	Semifinals	RED	SUNG Ki Ra	KOR			
			BLUE	TOROS Tamara	HUN			
3228	WOMEN'S OPEN NE-WAZA	Semifinals	RED	ROSENFELD Meshi	ISR			
			BLUE	TOTH Alexa	HUN			
3229	MEN'S OPEN NE-WAZA	Bronze Medal Match	RED					
			BLUE					
3230	WOMEN'S OPEN NE-WAZA	Bronze Medal Match	RED					
			BLUE					
3237	MEN'S OPEN NE-WAZA	Gold Medal Match	RED					
			BLUE					
3238	WOMEN'S OPEN NE-WAZA	Gold Medal Match	RED					
			BLUE					



Results Summary

As of MON 11 AUG 2025

SESSION 1 - Tatami 1

Contest No	Weight Category	Round	Color	Name	NOC Code	Points	Winner	Dec.	Officials
1101	MEN'S -62KG FIGHTING	Elimination	RED	MOCHULSKYI Bohdan	UKR	50	X	DSQ	
			BLUE	AL-GHARRAWI Mohammed Albaqe	IRQ	0			
1102	MEN'S -62KG FIGHTING	Elimination	RED	TELLUND Jeppe	DEN	8		PTS	
			BLUE	VIVIESCAS Jairo	COL	12	X		
1103	MEN'S -69KG FIGHTING	Elimination	RED	PAGANO Erasmo	ITA	8		PTS	
			BLUE	KILBAK Jesper	DEN	10	X		
1104	MEN'S -69KG FIGHTING	Elimination	RED	ZHANIBEK Abu-bakir	KAZ	50	X	FI	
			BLUE	PROAG Rayan	MRI	0			
1105	MEN'S -77KG FIGHTING	Elimination	RED	VOGELZANG Boy	NED	50	X	FI	
			BLUE	DOMINGUEZ Joaquin	URU	0			
1106	MEN'S -77KG FIGHTING	Elimination	RED	ANDERSEN Lucas	DEN	6	X	PTS	
			BLUE	ZOUZOUA Yoro Yannick Ephrem	CIV	1			
1107	MEN'S -62KG FIGHTING	Elimination	RED	MOCHULSKYI Bohdan	UKR	16	X	PTS	
			BLUE	KANATBEK Aslan	KAZ	7			
1108	MEN'S -62KG FIGHTING	Elimination	RED	TELLUND Jeppe	DEN	0		FI	
			BLUE	VAN DER VEER Ecco	NED	50	X		
1109	MEN'S -69KG FIGHTING	Elimination	RED	PAGANO Erasmo	ITA	0		FI	
			BLUE	TOPLAK Tim	SLO	50	X		
1110	MEN'S -69KG FIGHTING	Elimination	RED	ZHANIBEK Abu-bakir	KAZ	17	X	PTS	
			BLUE	BEN ALI Farid	FRA	14			
1111	MEN'S -77KG FIGHTING	Elimination	RED	VOGELZANG Boy	NED	50	X	DSQ	
			BLUE	KUNSA Percy	FRA	0			
1112	MEN'S -77KG FIGHTING	Elimination	RED	ANDERSEN Lucas	DEN	12		PTS	
			BLUE	DUISENKULOV Nursultan	KAZ	16	X		
1113	MEN'S -62KG FIGHTING	Elimination	RED	AL-GHARRAWI Mohammed Albaqe	IRQ	0		FI	
			BLUE	KANATBEK Aslan	KAZ	50	X		
1114	MEN'S -62KG FIGHTING	Elimination	RED	VIVIESCAS Jairo	COL	13		PTS	
			BLUE	VAN DER VEER Ecco	NED	23	X		
1115	MEN'S -69KG FIGHTING	Elimination	RED	KILBAK Jesper	DEN	50	X	DSQ	
			BLUE	TOPLAK Tim	SLO	0			
1116	MEN'S -69KG FIGHTING	Elimination	RED	PROAG Rayan	MRI	0		FI	
			BLUE	BEN ALI Farid	FRA	50	X		
1117	MEN'S -77KG FIGHTING	Elimination	RED	DOMINGUEZ Joaquin	URU	0		DSQ	
			BLUE	KUNSA Percy	FRA	50	X		
1118	MEN'S -77KG FIGHTING	Elimination	RED	ZOUZOUA Yoro Yannick Ephrem	CIV	7		PTS	
			BLUE	DUISENKULOV Nursultan	KAZ	15	X		



Results Summary

As of MON 11 AUG 2025

SESSION 1 - Tatami 2

Contest No	Weight Category	Round	Color	Name	NOC Code	Points	Winner	Dec.	Officials
1201	WOMEN'S -52KG NE-WAZA	Elimination	RED	ARONOV Pnina	ISR	2	X	PTS	R/J:UKR
			BLUE	BRODSKI Irina	GER	0			
1202	WOMEN'S -52KG NE-WAZA	Elimination	RED	NAPOLIS Jenna	PHI	0	X	ADV	R/J:KAZ
			BLUE	ALHOSANI Asma	UAE	0			
1203	WOMEN'S -57KG NE-WAZA	Elimination	RED	TOTH Alexa	HUN	0		PTS	R/J:MGL
			BLUE	SCHOLIN Astrid	SWE	2	X		
1204	WOMEN'S -57KG NE-WAZA	Elimination	RED	GANBAATAR Mongoljin	MGL	0	X	ADV	R/J:GRE
			BLUE	RAMIREZ Annie	PHI	0			
1205	WOMEN'S -63KG NE-WAZA	Elimination	RED	SUNG Ki Ra	KOR	8	X	PTS	R/J:URU
			BLUE	TOROS Tamara	HUN	0			
1206	WOMEN'S -63KG NE-WAZA	Elimination	RED	ROSENFELD Meshi	ISR	9	X	PTS	R/J:KAZ
			BLUE	VINTALAS Anaïs	SUI	0			
1207	WOMEN'S -52KG NE-WAZA	Elimination	RED	ARONOV Pnina	ISR	2	X	PTS	R/J:UKR
			BLUE	CRUZ Adriana	COL	0			
1208	WOMEN'S -52KG NE-WAZA	Elimination	RED	NAPOLIS Jenna	PHI	0		ADV	R/J:MGL
			BLUE	IM Eon Ju	KOR	0	X		
1209	WOMEN'S -57KG NE-WAZA	Elimination	RED	TOTH Alexa	HUN	0	X	ADV	R/J:URU
			BLUE	ALMERI Shamsa	UAE	0			
1210	WOMEN'S -57KG NE-WAZA	Elimination	RED	GANBAATAR Mongoljin	MGL	0		ADV	R/J:GRE
			BLUE	MARCEAU Felicia	CAN	0	X		
1211	WOMEN'S -63KG NE-WAZA	Elimination	RED	SUNG Ki Ra	KOR	2		ADV	R/J:UKR
			BLUE	FAURE Stephanie	FRA	2	X		
1212	WOMEN'S -63KG NE-WAZA	Elimination	RED	ROSENFELD Meshi	ISR	7	X	PTS	R/J:KAZ
			BLUE	ALKALBANI Shamma	UAE	0			
1213	WOMEN'S -52KG NE-WAZA	Elimination	RED	BRODSKI Irina	GER	6	X	PTS	R/J:MGL
			BLUE	CRUZ Adriana	COL	0			
1214	WOMEN'S -52KG NE-WAZA	Elimination	RED	ALHOSANI Asma	UAE	2		ADV	R/J:URU
			BLUE	IM Eon Ju	KOR	2	X		
1215	WOMEN'S -57KG NE-WAZA	Elimination	RED	SCHOLIN Astrid	SWE	50	X	SUB	R/J:GRE
			BLUE	ALMERI Shamsa	UAE	0			
1216	WOMEN'S -57KG NE-WAZA	Elimination	RED	RAMIREZ Annie	PHI	0		PTS	R/J:KAZ
			BLUE	MARCEAU Felicia	CAN	2	X		
1217	WOMEN'S -63KG NE-WAZA	Elimination	RED	TOROS Tamara	HUN	2	X	ADV	R/J:UKR
			BLUE	FAURE Stephanie	FRA	2			
1218	WOMEN'S -63KG NE-WAZA	Elimination	RED	VINTALAS Anaïs	SUI	0		SUB	R/J:MGL
			BLUE	ALKALBANI Shamma	UAE	50	X		
1219	MIXED DUO TEAM OPEN	Qualification		COLLIE/RAPILLY	BEL	125.0			R/J:DEN J:POR J:SRB J:SUI J:IND J:FRA
1220	MIXED DUO TEAM OPEN	Qualification		BUTLER/PASZKIEWICZ	GER	125.0			R/J:DEN J:POR J:SRB J:SUI J:IND J:FRA
1221	MIXED DUO TEAM OPEN	Qualification		KARZI/SERVE	GRE	117.0			
1222	MIXED DUO TEAM OPEN	Qualification		HORAK/RIEGL	AUT	132.0			



Results Summary

As of MON 11 AUG 2025

SESSION 1 - Tatami 2

Contest No	Weight Category	Round	Color	Name	NOC Code	Points	Winner	Dec.	Officials
1223	MIXED DUO TEAM OPEN	Qualification		BEN BRAHIM/MARCANTONI	ITA	125.0			
1224	MIXED DUO TEAM OPEN	Qualification		SAENGSRIRUANG/YUENNAN	THA	136.0			
2125	MIXED DUO TEAM OPEN	Qualification Round 2		KARZI/SERVE	GRE	220.0			R/J:THA J:DEN J:IND J:SUI J:POR J:SRB
2126	MIXED DUO TEAM OPEN	Qualification Round 2		BEN BRAHIM/MARCANTONI	ITA	249.0			R/J:THA J:DEN J:IND J:SUI J:POR J:SRB
2127	MIXED DUO TEAM OPEN	Qualification Round 2		BUTLER/PASZKIEWICZ	GER	243.0			
2128	MIXED DUO TEAM OPEN	Qualification Round 2		COLLIE/RAPILLY	BEL	238.0			
2129	MIXED DUO TEAM OPEN	Qualification Round 2		HORAK/RIEGL	AUT	264.0			R/J:THA J:DEN J:IND J:SUI J:POR J:SRB
2130	MIXED DUO TEAM OPEN	Qualification Round 2		SAENGSRIRUANG/YUENNAN	THA	269.0			R/J:THA J:DEN J:IND J:SUI J:POR J:SRB
1231	MIXED DUO TEAM OPEN	Qualification Round 3		KARZI/SERVE	GRE	368.0			R/J:POR J:IND J:FRA J:SRB J:DEN J:SUI
1232	MIXED DUO TEAM OPEN	Qualification Round 3		COLLIE/RAPILLY	BEL	391.0			R/J:POR J:IND J:FRA J:SRB J:DEN J:SUI
1233	MIXED DUO TEAM OPEN	Qualification Round 3		BUTLER/PASZKIEWICZ	GER	402.0			R/J:POR J:IND J:FRA J:SRB J:DEN J:SUI
1234	MIXED DUO TEAM OPEN	Qualification Round 3		BEN BRAHIM/MARCANTONI	ITA	408.0			R/J:POR J:IND J:FRA J:SRB J:DEN J:SUI
1235	MIXED DUO TEAM OPEN	Qualification Round 3		HORAK/RIEGL	AUT	432.0			R/J:POR J:IND J:FRA J:SRB J:DEN J:SUI
1236	MIXED DUO TEAM OPEN	Qualification Round 3		SAENGSRIRUANG/YUENNAN	THA	442.0			R/J:POR J:IND J:FRA J:SRB J:DEN J:SUI



Results Summary

As of MON 11 AUG 2025

SESSION 2 - Tatami 1

Contest No	Weight Category	Round	Color	Name	NOC Code	Points	Winner	Dec.	Officials
1119	MEN'S -62KG FIGHTING	Semifinals	RED	MOCHULSKYI Bohdan	UKR	13	X	PTS	
			BLUE	VIVIESCAS Jairo	COL	11			
1120	MEN'S -62KG FIGHTING	Semifinals	RED	VAN DER VEER Ecco	NED	27	X	PTS	
			BLUE	KANATBEK Aslan	KAZ	13			
1121	MEN'S -69KG FIGHTING	Semifinals	RED	KILBAK Jesper	DEN	5		PTS	
			BLUE	BEN ALI Farid	FRA	9	X		
1122	MEN'S -69KG FIGHTING	Semifinals	RED	ZHANIBEK Abu-bakir	KAZ	20	X	PTS	
			BLUE	PAGANO Erasmo	ITA	4			
1123	MEN'S -77KG FIGHTING	Semifinals	RED	VOGELZANG Boy	NED	11		PTS	
			BLUE	ANDERSEN Lucas	DEN	14	X		
1124	MEN'S -77KG FIGHTING	Semifinals	RED	DUISENKULOV Nursultan	KAZ	27	X	PTS	
			BLUE	KUNSA Percy	FRA	18			



Results Summary

As of MON 11 AUG 2025

SESSION 2 - Tatami 2

Contest No	Weight Category	Round	Color	Name	NOC Code	Points	Winner	Dec.	Officials
1238	WOMEN'S -52KG NE-WAZA	Semifinals	RED	ARONOV Pnina	ISR	0		ADV	R/J:KAZ
			BLUE	NAPOLIS Jenna	PHI	0	X		
1239	WOMEN'S -52KG NE-WAZA	Semifinals	RED	IM Eon Ju	KOR	4	X	PTS	R/J:MGL
			BLUE	BRODSKI Irina	GER	0			
1240	WOMEN'S -57KG NE-WAZA	Semifinals	RED	SCHOLIN Astrid	SWE	5	X	PTS	R/J:UKR
			BLUE	GANBAATAR Mongoljin	MGL	0			
1241	WOMEN'S -57KG NE-WAZA	Semifinals	RED	MARCEAU Felicia	CAN	0	X	ADV	R/J:GRE
			BLUE	TOTH Alexa	HUN	0			
1242	WOMEN'S -63KG NE-WAZA	Semifinals	RED	SUNG Ki Ra	KOR	50	X	SUB	R/J:URU
			BLUE	ALKALBANI Shamma	UAE	0			
1243	WOMEN'S -63KG NE-WAZA	Semifinals	RED	ROSENFELD Meshi	ISR	5	X	PTS	R/J:KAZ
			BLUE	FAURE Stephanie	FRA	3			
1244	MIXED DUO TEAM OPEN	Semifinals		BUTLER/PASZKIEWICZ	GER	201.0			R/J:IND J:POR J:FRA J:SUI J:DEN J:SRB
1245	MIXED DUO TEAM OPEN	Semifinals		SAENGSRIRUANG/YUENNAN	THA	212.0			R/J:IND J:POR J:FRA J:SUI J:DEN J:SRB
1246	MIXED DUO TEAM OPEN	Semifinals		HORAK/RIEGL	AUT	221.0			R/J:FRA J:DEN J:IND J:SRB J:POR J:SUI
1247	MIXED DUO TEAM OPEN	Semifinals		BEN BRAHIM/MARCANTONI	ITA	205.0			R/J:FRA J:DEN J:IND J:SRB J:POR J:SUI
1248	MEN'S -62KG FIGHTING	Bronze Medal Match	RED	VIVIESCAS Jairo	COL	0		FI	R/J:POR
			BLUE	KANATBEK Aslan	KAZ	50	X		
1249	MEN'S -69KG FIGHTING	Bronze Medal Match	RED	KILBAK Jesper	DEN	5		PTS	R/J:FRA
			BLUE	PAGANO Erasmo	ITA	8	X		
1250	MEN'S -77KG FIGHTING	Bronze Medal Match	RED	VOGELZANG Boy	NED	50	X	KK	R/J:SUI
			BLUE	KUNSA Percy	FRA	0			
1251	MIXED DUO TEAM OPEN	Bronze Medal Match		BUTLER/PASZKIEWICZ	GER	194.0			R/J:SRB J:POR J:IND J:DEN J:FRA
1252	MIXED DUO TEAM OPEN	Bronze Medal Match		BEN BRAHIM/MARCANTONI	ITA	199.0			R/J:SRB J:POR J:IND J:DEN J:FRA
1253	WOMEN'S -52KG NE-WAZA	Bronze Medal Match	RED	ARONOV Pnina	ISR	2	X	PTS	R/J:MGL
			BLUE	BRODSKI Irina	GER	0			
1254	WOMEN'S -57KG NE-WAZA	Bronze Medal Match	RED	GANBAATAR Mongoljin	MGL	0		ADV	R/J:GRE
			BLUE	TOTH Alexa	HUN	0	X		
1255	WOMEN'S -63KG NE-WAZA	Bronze Medal Match	RED	ALKALBANI Shamma	UAE	0		PTS	R/J:URU
			BLUE	FAURE Stephanie	FRA	2	X		
1256	MEN'S -62KG FIGHTING	Gold Medal Match	RED	MOCHULSKYI Bohdan	UKR	17	X	PTS	R/J:FRA
			BLUE	VAN DER VEER Ecco	NED	12			
1257	MEN'S -69KG FIGHTING	Gold Medal Match	RED	BEN ALI Farid	FRA	9		PTS	R/J:DEN
			BLUE	ZHANIBEK Abu-bakir	KAZ	12	X		
1258	MEN'S -77KG FIGHTING	Gold Medal Match	RED	ANDERSEN Lucas	DEN	15	X	PTS	R/J:IND
			BLUE	DUISENKULOV Nursultan	KAZ	11			
1259	MIXED DUO TEAM OPEN	Gold Medal Match		SAENGSRIRUANG/YUENNAN	THA	217.0			R/J:SUI J:DEN J:POR J:IND J:FRA J:SRB



Results Summary

As of MON 11 AUG 2025

SESSION 2 - Tatami 2

Contest No	Weight Category	Round	Color	Name	NOC Code	Points	Winner	Dec.	Officials
1260	MIXED DUO TEAM OPEN	Gold Medal Match		HORAK/RIEGL	AUT	210.0			R/J:SUI J:DEN J:POR J:IND J:FRA J:SRB
1261	WOMEN'S -52KG NE-WAZA	Gold Medal Match	RED	NAPOLIS Jenna	PHI	2		ADV	R/J:UKR
			BLUE	IM Eon Ju	KOR	2	X		
1262	WOMEN'S -57KG NE-WAZA	Gold Medal Match	RED	SCHOLIN Astrid	SWE	0	X	ADV	R/J:MGL
			BLUE	MARCEAU Felicia	CAN	0			
1263	WOMEN'S -63KG NE-WAZA	Gold Medal Match	RED	SUNG Ki Ra	KOR	50	X	SUB	R/J:GRE
			BLUE	ROSENFELD Meshi	ISR	0			



Results Summary

As of MON 11 AUG 2025

SESSION 3 - Tatami 1

Contest No	Weight Category	Round	Color	Name	NOC Code	Points	Winner	Dec.	Officials
2101	WOMEN'S -52KG FIGHTING	Elimination	RED	GASPARD Estelle	FRA	15	X	PTS	
			BLUE	STAUB Sina	SUI	12			
2102	WOMEN'S -52KG FIGHTING	Elimination	RED	SINGCHALAD Nuchanat	THA	50	X	DSQ	
			BLUE	WU Yu-ting	TPE	0			
2103	WOMEN'S -57KG FIGHTING	Elimination	RED	BOGERS Genevieve	NED	16	X	PTS	
			BLUE	BONNET Betty	FRA	4			
2104	WOMEN'S -57KG FIGHTING	Elimination	RED	BUSCHER Sophie	GER	50	X	FI	
			BLUE	AROSEMENA Yacqueline	PAN	0			
2105	WOMEN'S -63KG FIGHTING	Elimination	RED	SENATHAM Orapa	THA	50	X	FI	
			BLUE	DE JESUS FERREIRA SANTOS Geovanna	BRA	0			
2106	WOMEN'S -63KG FIGHTING	Elimination	RED	TANZER Liva	DEN	14	X	PTS	
			BLUE	IORELLI Chiara	ITA	8			
2107	WOMEN'S -52KG FIGHTING	Elimination	RED	GASPARD Estelle	FRA	50	X	FI	
			BLUE	EFTHYMIU Ioanna	GRE	0			
2108	WOMEN'S -52KG FIGHTING	Elimination	RED	SINGCHALAD Nuchanat	THA	4		PTS	
			BLUE	FARNE Antonella	ITA	10	X		
2109	WOMEN'S -57KG FIGHTING	Elimination	RED	BOGERS Genevieve	NED	18	X	PTS	
			BLUE	MATTSSON Klara	SWE	9			
2110	WOMEN'S -57KG FIGHTING	Elimination	RED	BUSCHER Sophie	GER	20	X	PTS	
			BLUE	DAHL Rebekka	DEN	18			
2111	WOMEN'S -63KG FIGHTING	Elimination	RED	SENATHAM Orapa	THA	5		PTS	
			BLUE	FREUDENBERGER Franziska	GER	15	X		
2112	WOMEN'S -63KG FIGHTING	Elimination	RED	TANZER Liva	DEN	14	X	PTS	
			BLUE	FUHRMANN Lisa	AUT	6			
2113	WOMEN'S -52KG FIGHTING	Elimination	RED	STAUB Sina	SUI	15	X	PTS	
			BLUE	EFTHYMIU Ioanna	GRE	14			
2114	WOMEN'S -52KG FIGHTING	Elimination	RED	WU Yu-ting	TPE	0		DSQ	
			BLUE	FARNE Antonella	ITA	50	X		
2115	WOMEN'S -57KG FIGHTING	Elimination	RED	BONNET Betty	FRA	0		FI	
			BLUE	MATTSSON Klara	SWE	50	X		
2116	WOMEN'S -57KG FIGHTING	Elimination	RED	AROSEMENA Yacqueline	PAN	0		DSQ	
			BLUE	DAHL Rebekka	DEN	50	X		
2117	WOMEN'S -63KG FIGHTING	Elimination	RED	DE JESUS FERREIRA SANTOS Geovanna	BRA	0		KK	
			BLUE	FREUDENBERGER Franziska	GER	50	X		
2118	WOMEN'S -63KG FIGHTING	Elimination	RED	IORELLI Chiara	ITA	15	X	PTS	
			BLUE	FUHRMANN Lisa	AUT	12			



Results Summary

As of MON 11 AUG 2025

SESSION 3 - Tatami 2

Contest No	Weight Category	Round	Color	Name	NOC Code	Points	Winner	Dec.	Officials
2201	MEN'S -69KG NE-WAZA	Elimination	RED	BATYRBEKOV Nurzhan	KAZ	4	X	PTS	R/J:GRE
			BLUE	SHUTKO Kostiantyn	UKR	2			
2202	MEN'S -69KG NE-WAZA	Elimination	RED	ALSUWAIDI Mohamed Ali	UAE	2	X	PTS	R/J:URU
			BLUE	CHOIAMTS Tuvdentarvaa	MGL	0			
2203	MEN'S -77KG NE-WAZA	Elimination	RED	RYEDER Nimrod	ISR	50	X	SUB	R/J:MGL
			BLUE	AHMED Mohammed	NOR	0			
2204	MEN'S -77KG NE-WAZA	Elimination	RED	BOLATBEK Seiilkhan	KAZ	7	X	PTS	R/J:UKR
			BLUE	POLPUT Kampantart	THA	0			
2205	MEN'S -85KG NE-WAZA	Elimination	RED	ALKUBAISI Saeed	UAE	0	X	ADV	R/J:KAZ
			BLUE	NADA Abdullah	KSA	0			
2206	MEN'S -85KG NE-WAZA	Elimination	RED	KIM Hee Seoung	KOR	0		PTS	R/J:MGL
			BLUE	PEDRO Ramalho	POR	2	X		
2207	MEN'S -69KG NE-WAZA	Elimination	RED	BATYRBEKOV Nurzhan	KAZ	0		ADV	R/J:GRE
			BLUE	BAYILI Florian	BEL	0	X		
2208	MEN'S -69KG NE-WAZA	Elimination	RED	ALSUWAIDI Mohamed Ali	UAE	4	X	PTS	R/J:URU
			BLUE	JOO Seong Hyeon	KOR	2			
2209	MEN'S -77KG NE-WAZA	Elimination	RED	RYEDER Nimrod	ISR	8	X	PTS	R/J:UKR
			BLUE	SHEEHAN Michael	CAN	0			
2210	MEN'S -77KG NE-WAZA	Elimination	RED	BOLATBEK Seiilkhan	KAZ	0		PTS	R/J:GRE
			BLUE	ALAWLAQI Mahdi	UAE	4	X		
2211	MEN'S -85KG NE-WAZA	Elimination	RED	ALKUBAISI Saeed	UAE	50	X	SUB	R/J:KAZ
			BLUE	SHEMESH Saar	ISR	0			
2212	MEN'S -85KG NE-WAZA	Elimination	RED	KIM Hee Seoung	KOR	0	X	ADV	R/J:MGL
			BLUE	DOS SANTOS Nathan	CAN	0			
2213	MEN'S -69KG NE-WAZA	Elimination	RED	SHUTKO Kostiantyn	UKR	0		PTS	R/J:URU
			BLUE	BAYILI Florian	BEL	2	X		
2214	MEN'S -69KG NE-WAZA	Elimination	RED	CHOIAMTS Tuvdentarvaa	MGL	0		PTS	R/J:UKR
			BLUE	JOO Seong Hyeon	KOR	2	X		
2215	MEN'S -77KG NE-WAZA	Elimination	RED	AHMED Mohammed	NOR	0		PTS	R/J:GRE
			BLUE	SHEEHAN Michael	CAN	2	X		
2216	MEN'S -77KG NE-WAZA	Elimination	RED	POLPUT Kampantart	THA	0		SUB	R/J:KAZ
			BLUE	ALAWLAQI Mahdi	UAE	50	X		
2217	MEN'S -85KG NE-WAZA	Elimination	RED	NADA Abdullah	KSA	3	X	PTS	R/J:URU
			BLUE	SHEMESH Saar	ISR	0			
2218	MEN'S -85KG NE-WAZA	Elimination	RED	PEDRO Ramalho	POR	2	X	PTS	R/J:MGL
			BLUE	DOS SANTOS Nathan	CAN	0			
2219	MIXED DUO SHOW OPEN	Qualification		KONGMONA/TOUCH	CAM	38.5			R/J:IND J:FRA J:POR J:SRB J:DEN
2220	MIXED DUO SHOW OPEN	Qualification		VENIERIS/VETSERIDIS	GRE	40.5			R/J:IND J:FRA J:POR J:SRB J:DEN
2221	MIXED DUO SHOW OPEN	Qualification		CAKOVIC/VUKOTIC	MNE	42.5			R/J:IND J:FRA J:POR J:SRB J:DEN
2222	MIXED DUO SHOW OPEN	Qualification		AMORE/COSTA	ITA	43.5			R/J:IND J:FRA J:POR J:SRB J:DEN



Results Summary

As of MON 11 AUG 2025

SESSION 3 - Tatami 2

Contest No	Weight Category	Round	Color	Name	NOC Code	Points	Winner	Dec.	Officials
2223	MIXED DUO SHOW OPEN	Qualification		DOBRE/DOBRE	ROU	40.0			R/J:IND J:FRA J:POR J:SRB J:DEN
2224	MIXED DUO SHOW OPEN	Qualification		KITPONGSRI/NETPONG	THA	46.0			R/J:IND J:FRA J:POR J:SRB J:DEN
2225	MIXED DUO SHOW OPEN	Qualification		HORAK/RIEGL	AUT	47.0			R/J:IND J:FRA J:POR J:SRB J:DEN



Results Summary

As of MON 11 AUG 2025

SESSION 4 - Tatami 1

Contest No	Weight Category	Round	Color	Name	NOC Code	Points	Winner	Dec.	Officials
2119	WOMEN'S -52KG FIGHTING	Semifinals	RED	GASPARD Estelle	FRA	12	X	PTS	
			BLUE	SINGCHALAD Nuchanat	THA	11			
2120	WOMEN'S -52KG FIGHTING	Semifinals	RED	FARNE Antonella	ITA	9	X	PTS	
			BLUE	STAUB Sina	SUI	7			
2121	WOMEN'S -57KG FIGHTING	Semifinals	RED	BOGERS Genevieve	NED	4		PTS	
			BLUE	DAHL Rebekka	DEN	12	X		
2122	WOMEN'S -57KG FIGHTING	Semifinals	RED	BUSCHER Sophie	GER	11	X	PTS	
			BLUE	MATTSSON Klara	SWE	4			
2123	WOMEN'S -63KG FIGHTING	Semifinals	RED	FREUDENBERGER Franziska	GER	13		PTS	
			BLUE	FIORELLI Chiara	ITA	16	X		
2124	WOMEN'S -63KG FIGHTING	Semifinals	RED	TANZER Liva	DEN	0		FI	
			BLUE	SENATHAM Orapa	THA	50	X		



Results Summary

As of MON 11 AUG 2025

SESSION 4 - Tatami 2

Contest No	Weight Category	Round	Color	Name	NOC Code	Points	Winner	Dec.	Officials
2226	MEN'S -69KG NE-WAZA	Semifinals	RED	BAYILI Florian	BEL	2	X	ADV	R/J:KAZ
			BLUE	JOO Seong Hyeon	KOR	2			
2227	MEN'S -69KG NE-WAZA	Semifinals	RED	ALSUWAIDI Mohamed Ali	UAE	2	X	ADV	R/J:URU
			BLUE	BATYRBEKOV Nurzhan	KAZ	2			
2228	MEN'S -77KG NE-WAZA	Semifinals	RED	RYEDER Nimrod	ISR	0	X	ADV	R/J:GRE
			BLUE	BOLATBEK Seiilkhan	KAZ	0			
2229	MEN'S -77KG NE-WAZA	Semifinals	RED	ALAWLAQI Mahdi	UAE	50	X	SUB	R/J:UKR
			BLUE	SHEEHAN Michael	CAN	0			
2230	MEN'S -85KG NE-WAZA	Semifinals	RED	ALKUBAISI Saeed	UAE	2	X	ADV	R/J:URU
			BLUE	KIM Hee Seoung	KOR	2			
2231	MEN'S -85KG NE-WAZA	Semifinals	RED	PEDRO Ramalho	POR	50	X	SUB	R/J:MGL
			BLUE	NADA Abdullah	KSA	0			
2232	WOMEN'S -52KG FIGHTING	Bronze Medal Match	RED	SINGCHALAD Nuchanat	THA	6	X	PTS	R/J:POR
			BLUE	STAUB Sina	SUI	2			
2233	WOMEN'S -57KG FIGHTING	Bronze Medal Match	RED	BOGERS Genevieve	NED	13	X	PTS	R/J:ITA
			BLUE	MATTSSON Klara	SWE	4			
2234	WOMEN'S -63KG FIGHTING	Bronze Medal Match	RED	FREUDENBERGER Franziska	GER	16	X	PTS	R/J:FRA
			BLUE	TANZER Liva	DEN	12			
2235	MEN'S -69KG NE-WAZA	Bronze Medal Match	RED	JOO Seong Hyeon	KOR	2	X	PTS	R/J:GRE
			BLUE	BATYRBEKOV Nurzhan	KAZ	0			
2236	MEN'S -77KG NE-WAZA	Bronze Medal Match	RED	BOLATBEK Seiilkhan	KAZ	2	X	PTS	R/J:UKR
			BLUE	SHEEHAN Michael	CAN	0			
2237	MEN'S -85KG NE-WAZA	Bronze Medal Match	RED	KIM Hee Seoung	KOR	0		ADV	R/J:MGL
			BLUE	NADA Abdullah	KSA	0	X		
2238	WOMEN'S -52KG FIGHTING	Gold Medal Match	RED	GASPARD Estelle	FRA	10	X	PTS	R/J:SRB
			BLUE	FARNE Antonella	ITA	8			
2239	WOMEN'S -57KG FIGHTING	Gold Medal Match	RED	DAHL Rebekka	DEN	6		PTS	R/J:ITA
			BLUE	BUSCHER Sophie	GER	18	X		
2240	WOMEN'S -63KG FIGHTING	Gold Medal Match	RED	FIORELLI Chiara	ITA	0		FI	
			BLUE	SENATHAM Orapa	THA	50	X		
2241	MIXED DUO SHOW OPEN FINAL	Final		CAKOVIC/VUKOTIC	MNE	50.5			R/J:SRB J:IND J:DEN J:POR J:FRA
2242	MIXED DUO SHOW OPEN FINAL	Final		AMORE/COSTA	ITA	46.5			R/J:SRB J:IND J:DEN J:POR J:FRA
2243	MIXED DUO SHOW OPEN FINAL	Final		KITPONGSRI/NETPONG	THA	53.0			R/J:SRB J:IND J:DEN J:POR J:FRA
2244	MIXED DUO SHOW OPEN FINAL	Final		HORAK/RIEGL	AUT	51.5			R/J:SRB J:IND J:DEN J:POR J:FRA
2245	MEN'S -69KG NE-WAZA	Gold Medal Match	RED	BAYILI Florian	BEL	0	X	ADV	R/J:URU
			BLUE	ALSUWAIDI Mohamed Ali	UAE	0			
2246	MEN'S -77KG NE-WAZA	Gold Medal Match	RED	RYEDER Nimrod	ISR	50	X	SUB	R/J:KAZ
			BLUE	ALAWLAQI Mahdi	UAE	0			
2247	MEN'S -85KG NE-WAZA	Gold Medal Match	RED	ALKUBAISI Saeed	UAE	2	X	PTS	R/J:GRE
			BLUE	PEDRO Ramalho	POR	0			



Results Summary

As of TUE 12 AUG 2025

SESSION 5 - Tatami 1

Contest No	Weight Category	Round	Color	Name	NOC Code	Points	Winner	Dec.	Officials
3101	MIXED DUO PARA PHYSICAL	Qualification		GUO/LI	CHN	90.0			
3102	MIXED DUO PARA PHYSICAL	Qualification		ARIZA RENDON/VALLEJO LEON	COL	83.0			
3103	MIXED DUO PARA PHYSICAL	Qualification		DE JESUS/GODOY	BRA	66.0			
3104	MIXED DUO PARA PHYSICAL	Qualification		CSIKI/HALATIU	ROU	77.0			
3105	MIXED DUO PARA PHYSICAL	Qualification		JAHN/SCHOBER	GER	85.0			
3106	MIXED DUO PARA PHYSICAL	Qualification		CISNEROS DE LOS SANTOS/MORENO AGUILA	MEX	83.0			
3107	MIXED DUO PARA VISUAL	Qualification		PAN/WANG	CHN	81.0			
3108	MIXED DUO PARA VISUAL	Qualification		CERGHIZAN/POP	ROU	64.0			
3109	MIXED DUO PARA VISUAL	Qualification		BELEAN/SZANTO	ROU	75.0			
3110	MIXED DUO PARA VISUAL	Qualification		CASTILLO VILLAMARIN/MORA	COL	77.0			
3111	MIXED DUO PARA VISUAL	Qualification		HUNECKE/PASZKIEWICZ	GER	87.0			
3112	MIXED DUO PARA MENTAL	Qualification		MADRUGA/OLIVEIRA SILVA	BRA	64.0			
3113	MIXED DUO PARA MENTAL	Qualification		GANGANMURUN/LKHAASUREN	MGL	68.0			
3114	MIXED DUO PARA MENTAL	Qualification		NAPOLI/NAPOLI	ITA	64.0			
3115	MIXED DUO PARA MENTAL	Qualification		OSTER HALL/SARFATI	SWE	66.0			
3116	MIXED DUO PARA MENTAL	Qualification		BRUECKNER/PAMER	AUT	57.0			
3117	MIXED DUO PARA MENTAL	Qualification		BRUECKNER/FINK	AUT	58.0			



Results Summary

As of TUE 12 AUG 2025

SESSION 5 - Tatami 2

Contest No	Weight Category	Round	Color	Name	NOC Code	Points	Winner	Dec.	Officials
3201	MEN'S OPEN NE-WAZA	Round of 16	RED	NADA Abdullah	KSA	0		KK	R/J:MGL
			BLUE	SHEEHAN Michael	CAN	50	X		
3202	MEN'S OPEN NE-WAZA	Round of 16	RED	ALAWLAQI Mahdi	UAE	2		PTS	R/J:URU
			BLUE	JOO Seong Hyeon	KOR	4	X		
3203	MEN'S OPEN NE-WAZA	Round of 16	RED	ALKUBAISI Saeed	UAE	0	X	ADV	R/J:GRE
			BLUE	BATYRBEKOV Nurzhan	KAZ	0			
3204	MEN'S OPEN NE-WAZA	Round of 16	RED	RYEDER Nimrod	ISR	50	X	SUB	R/J:KAZ
			BLUE	CHOIJAMTS Tuvdentarvaa	MGL	0			
3205	MEN'S OPEN NE-WAZA	Round of 16	RED	PEDRO Ramalho	POR	0		KK	R/J:UKR
			BLUE	ALSUWAIDI Mohamed Ali	UAE	50	X		
3206	MEN'S OPEN NE-WAZA	Round of 16	RED	BAYILI Florian	BEL	2	X	PTS	R/J:MGL
			BLUE	KIM Hee Seoung	KOR	0			
3207	MEN'S OPEN NE-WAZA	Round of 16	RED	SHEMESH Saar	ISR	0		SUB	R/J:URU
			BLUE	BOLATBEK Seiilkhan	KAZ	50	X		
3208	MEN'S OPEN NE-WAZA	Round of 16	RED	AHMED Mohammed	NOR	0		KK	R/J:GRE
			BLUE	DOS SANTOS Nathan	CAN	50	X		
3209	MEN'S OPEN NE-WAZA	Quarterfinals	RED	SHEEHAN Michael	CAN	0		SUB	R/J:KAZ
			BLUE	JOO Seong Hyeon	KOR	50	X		
3210	MEN'S OPEN NE-WAZA	Quarterfinals	RED	ALKUBAISI Saeed	UAE	2		PTS	R/J:URU
			BLUE	RYEDER Nimrod	ISR	5	X		
3211	MEN'S OPEN NE-WAZA	Quarterfinals	RED	ALSUWAIDI Mohamed Ali	UAE	6	X	PTS	R/J:UKR
			BLUE	BAYILI Florian	BEL	4			
3212	MEN'S OPEN NE-WAZA	Quarterfinals	RED	BOLATBEK Seiilkhan	KAZ	0		PTS	R/J:GRE
			BLUE	DOS SANTOS Nathan	CAN	2	X		
3213	WOMEN'S OPEN NE-WAZA	Round of 16	RED	MARCEAU Felicia	CAN	0		PTS	R/J:KAZ
			BLUE	SUNG Ki Ra	KOR	2	X		
3214	WOMEN'S OPEN NE-WAZA	Round of 16	RED	ALHOSANI Asma	UAE	0	X	ADV	R/J:UKR
			BLUE	NAPOLIS Jenna	PHI	0			
3215	WOMEN'S OPEN NE-WAZA	Round of 16	RED	ALMERI Shamsa	UAE	0		SUB	R/J:MGL
			BLUE	TOROS Tamara	HUN	50	X		
3216	WOMEN'S OPEN NE-WAZA	Round of 16	RED	ARONOV Pnina	ISR	4	X	PTS	R/J:URU
			BLUE	VINTALAS Anais	SUI	0			
3217	WOMEN'S OPEN NE-WAZA	Round of 16	RED	GANBAATAR Mongoljin	MGL	2		ADV	R/J:GRE
			BLUE	ALKALBANI Shamma	UAE	2	X		
3218	WOMEN'S OPEN NE-WAZA	Round of 16	RED	FAURE Stephanie	FRA	2		ADV	R/J:KAZ
			BLUE	ROSENFELD Meshi	ISR	2	X		
3219	WOMEN'S OPEN NE-WAZA	Round of 16	RED	TOTH Alexa	HUN	0	X	ADV	R/J:UKR
			BLUE	RAMIREZ Annie	PHI	0			
3220	WOMEN'S OPEN NE-WAZA	Round of 16	RED	BRODSKI Irina	GER	0		PTS	R/J:MGL
			BLUE	IM Eon Ju	KOR	14	X		
3221	WOMEN'S OPEN NE-WAZA	Quarterfinals	RED	SUNG Ki Ra	KOR	0	X	ADV	R/J:GRE
			BLUE	ALHOSANI Asma	UAE	0			
3222	WOMEN'S OPEN NE-WAZA	Quarterfinals	RED	TOROS Tamara	HUN	50	X	SUB	R/J:KAZ
			BLUE	ARONOV Pnina	ISR	0			



Results Summary

As of TUE 12 AUG 2025

SESSION 5 - Tatami 2

Contest No	Weight Category	Round	Color	Name	NOC Code	Points	Winner	Dec.	Officials
3223	WOMEN'S OPEN NE-WAZA	Quarterfinals	RED	ALKALBANI Shamma	UAE	0		PTS	R/J:URU
			BLUE	ROSENFELD Meshi	ISR	2	X		
3224	WOMEN'S OPEN NE-WAZA	Quarterfinals	RED	TOTH Alexa	HUN	4	X	PTS	R/J:UKR
			BLUE	IM Eon Ju	KOR	0			



Results Summary

As of TUE 12 AUG 2025

SESSION 6 - Tatami 1

Contest No	Weight Category	Round	Color	Name	NOC Code	Points	Winner	Dec.	Officials
3118	MIXED DUO PARA PHYSICAL	Semifinals		ARIZA RENDON/VALLEJO LEON	COL	143.0			
3119	MIXED DUO PARA PHYSICAL	Semifinals		GUO/LI	CHN	164.0			
3120	MIXED DUO PARA PHYSICAL	Semifinals		CISNEROS DE LOS SANTOS/MORENO AGUILA	MEX	120.0			
3121	MIXED DUO PARA PHYSICAL	Semifinals		JAHN/SCHOBER	GER	141.0			
3122	MIXED DUO PARA VISUAL	Semifinals		BELEAN/SZANTO	ROU	111.0			
3123	MIXED DUO PARA VISUAL	Semifinals		HUNECKE/PASZKIEWICZ	GER	151.0			
3124	MIXED DUO PARA VISUAL	Semifinals		CASTILLO VILLAMARIN/MORA	COL	141.0			
3125	MIXED DUO PARA VISUAL	Semifinals		PAN/WANG	CHN	144.0			
3126	MIXED DUO PARA MENTAL	Semifinals		MADRUGA/OLIVEIRA SILVA	BRA	107.0			
3127	MIXED DUO PARA MENTAL	Semifinals		GANGANMURUN/LKHAASUREN	MGL	121.0			
3128	MIXED DUO PARA MENTAL	Semifinals		OSTER HALL/SARFATI	SWE	143.0			
3129	MIXED DUO PARA MENTAL	Semifinals		NAPOLI/NAPOLI	ITA	152.0			



Results Summary

As of TUE 12 AUG 2025

SESSION 6 - Tatami 2

Contest No	Weight Category	Round	Color	Name	NOC Code	Points	Winner	Dec.	Officials
3225	MEN'S OPEN NE-WAZA	Semifinals	RED	JOO Seong Hyeon	KOR	0		SUB	R/J:UKR
			BLUE	RYEDER Nimrod	ISR	50	X		
3226	MEN'S OPEN NE-WAZA	Semifinals	RED	ALSUWAIDI Mohamed Ali	UAE	0		PTS	R/J:KAZ
			BLUE	DOS SANTOS Nathan	CAN	2	X		
3227	WOMEN'S OPEN NE-WAZA	Semifinals	RED	SUNG Ki Ra	KOR	0		PTS	R/J:GRE
			BLUE	TOROS Tamara	HUN	2	X		
3228	WOMEN'S OPEN NE-WAZA	Semifinals	RED	ROSENFELD Meshi	ISR	2	X	ADV	R/J:MGL
			BLUE	TOTH Alexa	HUN	2			
3229	MEN'S OPEN NE-WAZA	Bronze Medal Match	RED	JOO Seong Hyeon	KOR	0		KK	R/J:URU
			BLUE	ALSUWAIDI Mohamed Ali	UAE	50	X		
3230	WOMEN'S OPEN NE-WAZA	Bronze Medal Match	RED	SUNG Ki Ra	KOR	0		KK	R/J:KAZ
			BLUE	TOTH Alexa	HUN	50	X		
3231	MIXED DUO PARA PHYSICAL	Bronze Medal Match		ARIZA RENDON/VALLEJO LEON	COL	134.0			R/J:IND J:SRB J:SUI J:POR J:THA
3232	MIXED DUO PARA PHYSICAL	Bronze Medal Match		CISNEROS DE LOS SANTOS/MORENO AGUILA	MEX	136.0			R/J:IND J:SRB J:SUI J:POR J:THA
3233	MIXED DUO PARA VISUAL	Bronze Medal Match		BELEAN/SZANTO	ROU	118.0			R/J:DEN J:SUI J:POR J:THA J:IND
3234	MIXED DUO PARA VISUAL	Bronze Medal Match		CASTILLO VILLAMARIN/MORA	COL	132.0			R/J:DEN J:SUI J:POR J:THA J:IND
3235	MIXED DUO PARA MENTAL	Bronze Medal Match		MADRUGA/OLIVEIRA SILVA	BRA	136.0			R/J:POR J:IND J:DEN J:SRB J:SUI
3236	MIXED DUO PARA MENTAL	Bronze Medal Match		OSTER HALL/SARFATI	SWE	133.0			R/J:POR J:IND J:DEN J:SRB J:SUI
3237	MEN'S OPEN NE-WAZA	Gold Medal Match	RED	RYEDER Nimrod	ISR	2	X	PTS	R/J:UKR
			BLUE	DOS SANTOS Nathan	CAN	0			
3238	WOMEN'S OPEN NE-WAZA	Gold Medal Match	RED	TOROS Tamara	HUN	50	X	SUB	R/J:MGL
			BLUE	ROSENFELD Meshi	ISR	0			
3239	MIXED DUO PARA PHYSICAL	Gold Medal Match		GUO/LI	CHN	167.0			R/J:THA J:DEN J:SRB J:SUI J:POR
3240	MIXED DUO PARA PHYSICAL	Gold Medal Match		JAHN/SCHOBER	GER	162.0			R/J:THA J:DEN J:SRB J:SUI J:POR
3241	MIXED DUO PARA VISUAL	Gold Medal Match		HUNECKE/PASZKIEWICZ	GER	149.0			R/J:SRB J:POR J:THA J:IND J:DEN
3242	MIXED DUO PARA VISUAL	Gold Medal Match		PAN/WANG	CHN	143.0			R/J:SRB J:POR J:THA J:IND J:DEN
3243	MIXED DUO PARA MENTAL	Gold Medal Match		NAPOLI/NAPOLI	ITA	124.0			R/J:SUI J:THA J:IND J:DEN J:SRB
3244	MIXED DUO PARA MENTAL	Gold Medal Match		GANGANMURUN/LKHAASUREN	MGL	116.0			R/J:SUI J:THA J:IND J:DEN J:SRB



Medallists by Event

As of TUE 12 AUG 2025

After 19 of 19 Events

Event Name	Date	Medal	Name	NOC Code
Men's -62kg Fighting	SUN 10 AUG	GOLD	MOCHULSKYI Bohdan	UKR
		SILVER	VAN DER VEER Ecco	NED
		BRONZE	KANATBEK Aslan	KAZ
Men's -69kg Fighting	SUN 10 AUG	GOLD	ZHANIBEK Abu-bakir	KAZ
		SILVER	BEN ALI Farid	FRA
		BRONZE	PAGANO Erasmo	ITA
Men's -69kg Ne-Waza	MON 11 AUG	GOLD	BAYILI Florian	BEL
		SILVER	ALSUWAIDI Mohamed Ali	UAE
		BRONZE	JOO Seong Hyeon	KOR
Men's -77kg Fighting	SUN 10 AUG	GOLD	ANDERSEN Lucas	DEN
		SILVER	DUISENKULOV Nursultan	KAZ
		BRONZE	VOGELZANG Boy	NED
Men's -77kg Ne-Waza	MON 11 AUG	GOLD	RYEDER Nimrod	ISR
		SILVER	ALAWLAQI Mahdi	UAE
		BRONZE	BOLATBEK Seilkhan	KAZ
Men's -85kg Ne-Waza	MON 11 AUG	GOLD	ALKUBAISI Saeed	UAE
		SILVER	PEDRO Ramalho	POR
		BRONZE	NADA Abdullah	KSA
Men's Open Ne-Waza	TUE 12 AUG	GOLD	RYEDER Nimrod	ISR
		SILVER	DOS SANTOS Nathan	CAN
		BRONZE	ALSUWAIDI Mohamed Ali	UAE



Medallists by Event

As of TUE 12 AUG 2025

After 19 of 19 Events

Event Name	Date	Medal	Name	NOC Code
Mixed Duo Para Mental	TUE 12 AUG	GOLD	NAPOLI Pietro NAPOLI Giovanni	ITA
		SILVER	LKHAASUREN Olonbayar GANGANMURUN Ulziibat	MGL
		BRONZE	OLIVEIRA SILVA Mario Edson MADRUGA Marcus	BRA
Mixed Duo Para Physical	TUE 12 AUG	GOLD	GUO Ao LI Yucai	CHN
		SILVER	JAHN Christine SCHÖBER Alessandro	GER
		BRONZE	CISNEROS DE LOS SANTOS Manuel Alberto MORENO AGUILA Jose Gilberto	MEX
Mixed Duo Para Visual	TUE 12 AUG	GOLD	HUNECKE Nike PASZKIEWICZ Julia	GER
		SILVER	PAN Tianyou WANG Wenqiang	CHN
		BRONZE	MORA Jeison Camilo CASTILLO VILLAMARIN Edgar Mauricio	COL
Mixed Duo Show Open	MON 11 AUG	GOLD	NETPONG Warut KITPONGSRI Charatchai	THA
		SILVER	RIEGL Gernot HORAK Johannes	AUT
		BRONZE	VUKOTIC Stefan CAKOVIC Lidija	MNE
Mixed Duo Team Open	SUN 10 AUG	GOLD	SAENGSRIRUANG Warawut YUENNAN Lalita	THA
		SILVER	RIEGL Gernot HORAK Johannes	AUT
		BRONZE	BEN BRAHIM Salah MARCANTONI Elisa	ITA
Women's -52kg Fighting	MON 11 AUG	GOLD	GASPARD Estelle	FRA
		SILVER	FARNE Antonella	ITA
		BRONZE	SINGCHALAD Nuchanat	THA
Women's -52kg Ne-Waza	SUN 10 AUG	GOLD	IM Eon Ju	KOR
		SILVER	NAPOLIS Jenna	PHI
		BRONZE	ARONOV Pnina	ISR
Women's -57kg Fighting	MON 11 AUG	GOLD	BUSCHER Sophie	GER
		SILVER	DAHL Rebekka	DEN
		BRONZE	BOGERS Genevieve	NED
Women's -57kg Ne-Waza	SUN 10 AUG	GOLD	SCHOLIN Astrid	SWE
		SILVER	MARCEAU Felicia	CAN
		BRONZE	TOTH Alexa	HUN
Women's -63kg Fighting	MON 11 AUG	GOLD	SENATHAM Orapa	THA
		SILVER	FIORELLI Chiara	ITA
		BRONZE	FREUDENBERGER Franziska	GER
Women's -63kg Ne-Waza	SUN 10 AUG	GOLD	SUNG Ki Ra	KOR
		SILVER	ROSENFELD Meshi	ISR
		BRONZE	FAURE Stephanie	FRA
Women's Open Ne-Waza	TUE 12 AUG	GOLD	TOROS Tamara	HUN
		SILVER	ROSENFELD Meshi	ISR
		BRONZE	TOTH Alexa	HUN

Timing and Results provided by Tissot



Medal Standings

As of TUE 12 AUG 2025

After 19 of 19 Events

Rank	NOC	Men				Women				Mixed				Total			
		G	S	B	Tot	G	S	B	Tot	G	S	B	Tot	G	S	B	Tot
1	THA - THAILAND					1		1	2	2			2	3		1	4
2	ISR - ISRAEL	2			2		2	1	3					2	2	1	5
3	GER - GERMANY					1		1	2	1	1		2	2	1	1	4
4	KOR - REPUBLIC OF KOREA			1	1	2			2					2		1	3
5	ITA - ITALY			1	1		2		2	1		1	2	1	2	2	5
6	UAE - UNITED ARAB EMIRATES	1	2	1	4									1	2	1	4
7	KAZ - KAZAKHSTAN	1	1	2	4									1	1	2	4
8	FRA - FRANCE		1		1	1		1	2					1	1	1	3
9	DEN - DENMARK	1			1		1		1					1	1		2
9	CHN - PEOPLES REPUBLIC OF CHINA									1	1		2	1	1		2
11	HUN - HUNGARY					1		2	3					1		2	3
12	UKR - UKRAINE	1			1									1			1
12	SWE - SWEDEN					1			1					1			1
12	BEL - BELGIUM	1			1									1			1
15	CAN - CANADA		1		1		1		1						2		2
15	AUT - AUSTRIA										2		2		2		2
17	NED - NETHERLANDS		1	1	2			1	1						1	2	3
18	PHI - PHILIPPINES						1		1						1		1
18	POR - PORTUGAL		1		1										1		1
18	MGL - MONGOLIA										1		1		1		1
21	BRA - BRAZIL											1	1			1	1
21	MNE - MONTENEGRO											1	1			1	1
21	MEX - MEXICO											1	1			1	1
21	COL - COLOMBIA											1	1			1	1
21	KSA - SAUDI ARABIA			1	1											1	1
Total:		7	7	7	21	7	7	7	21	5	5	5	15	19	19	19	57



TWG
2025
CHENGDU



JU-JITSU

Men's -62kg Fighting



Entry List by Event

As of SAT 9 AUG 2025

NOC	Name	Event	Date of Birth
COL - COLOMBIA	VIVIESCAS Jairo	Mens -62kg Fighting	21 JUL 1994
DEN - DENMARK	TELLUND Jeppe	Mens -62kg Fighting	15 JUN 1998
IRQ - IRAQ	AL-GHARRAWI Mohammed Albaqe	Mens -62kg Fighting	18 FEB 1999
KAZ - KAZAKHSTAN	KANATBEK Aslan	Mens -62kg Fighting	08 APR 2001
NED - NETHERLANDS	VAN DER VEER Ecco	Mens -62kg Fighting	17 NOV 1996
UKR - UKRAINE	MOCHULSKYI Bohdan	Mens -62kg Fighting	04 AUG 1996



Brackets

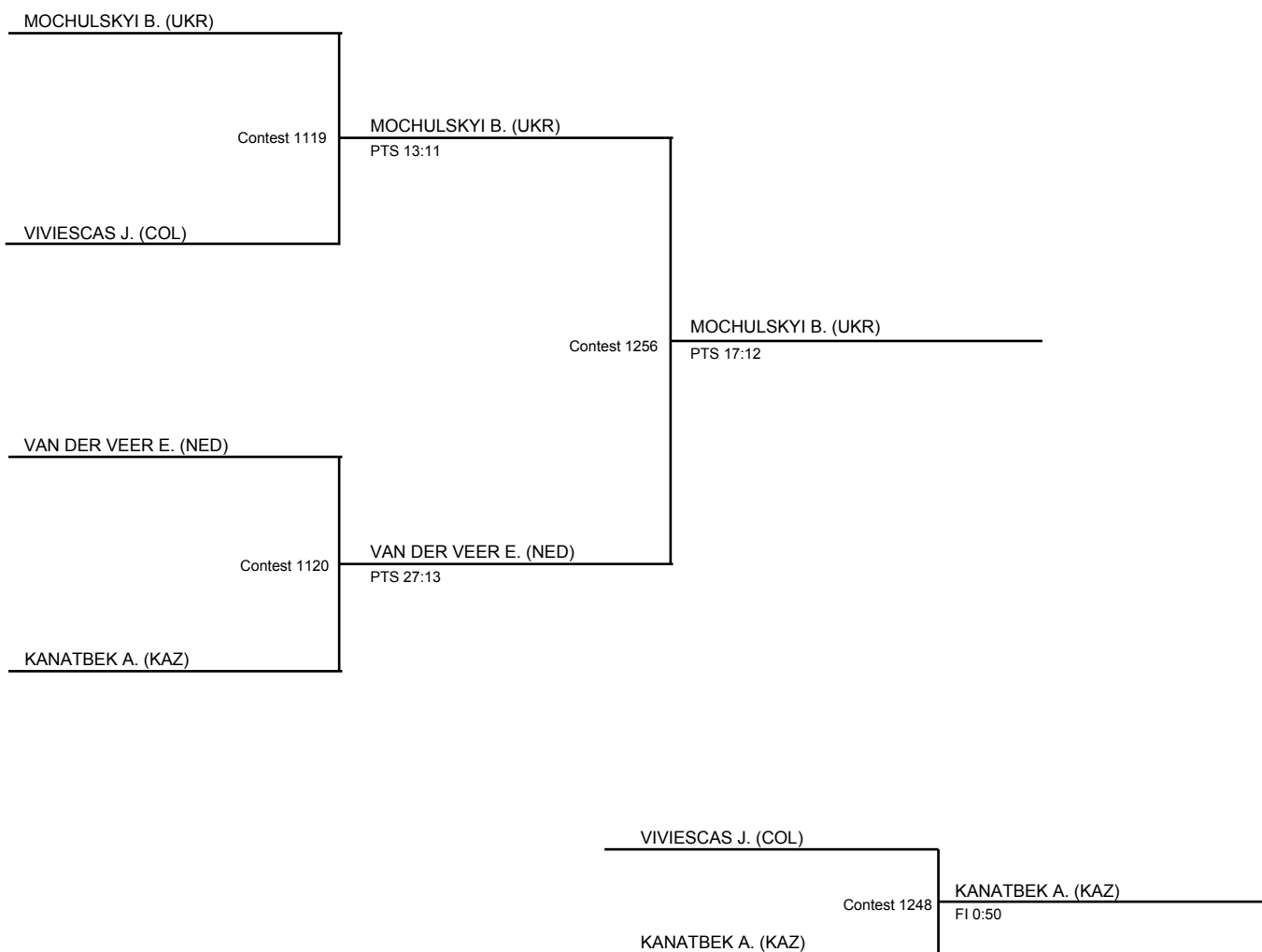
As of SUN 10 AUG 2025

Semifinals

Finals

MEDALLISTS

Gold	MOCHULSKYI B. (UKR)
Silver	VAN DER VEER E. (NED)
Bronze	KANATBEK A. (KAZ)



**Medallists**

Medal	Name	NOC
GOLD	MOCHULSKYI Bohdan	UKR - UKRAINE
SILVER	VAN DER VEER Ecco	NED - NETHERLANDS
BRONZE	KANATBEK Aslan	KAZ - KAZAKHSTAN



Results

As of MON 11 AUG 2025

Bout number #1248

VIVIESCAS Jairo (COL) 0 - 50 KANATBEK Aslan (KAZ)

Win by Full Ippon

Winner	Name	NOC Code	Ippon 1	Ippon 2	Ippon 3	Waza-ari	Shido	Chui	Hansoku Make	Result
	VIVIESCAS Jairo	COL					1	0	0	0
X	KANATBEK Aslan	KAZ				50	0	0	0	50



Results

As of MON 11 AUG 2025

Bout number #1256

MOCHULSKYI Bohdan (UKR) 17 - 12 VAN DER VEER Ecco (NED)

Win by Points

Winner	Name	NOC Code	Ippon 1	Ippon 2	Ippon 3	Waza-ari	Shido	Chui	Hansoku Make	Result
X	MOCHULSKYI Bohdan	UKR	5	1		4	1	0	0	17
	VAN DER VEER Ecco	NED	4	1		2	1	0	0	12



Results

As of MON 11 AUG 2025

Bout number #1119

MOCHULSKYI Bohdan (UKR) 13 - 11 VIVIESCAS Jairo (COL)

Win by Points

Winner	Name	NOC Code	Ippon 1	Ippon 2	Ippon 3	Waza-ari	Shido	Chui	Hansoku Make	Result
X	MOCHULSKYI Bohdan	UKR	3			7	2	1	0	13
	VIVIESCAS Jairo	COL	2		1	5	2	0	0	11



Results

As of MON 11 AUG 2025

Bout number #1120

VAN DER VEER Ecco (NED) 27 - 13 KANATBEK Aslan (KAZ)

Win by Points

Winner	Name	NOC Code	Ippon 1	Ippon 2	Ippon 3	Waza-ari	Shido	Chui	Hansoku Make	Result
X	VAN DER VEER Ecco	NED	8	2		6	0	0	0	27
	KANATBEK Aslan	KAZ	4			5	2	1	0	13



Results

As of SUN 10 AUG 2025

Elimination Round - Pool B

Rank	NOC Code	Name	NED	COL	DEN		Bouts	W	L	Points	Total	
1	NED	VAN DER VEER Ecco	-	23:13	50:0		2	2	0	6	73:13	Q
2	COL	VIVIESCAS Jairo	13:23	-	12:8		2	1	1	3	25:31	Q
3	DEN	TELLUND Jeppe	0:50	8:12	-		2	0	2	0	8:62	

Legend:

W Bouts won

L: Bouts lost

Q: Qualified



Results

As of MON 11 AUG 2025

Bout number #1102

TELLUND Jeppe (DEN) 8 - 12 VIVIESCAS Jairo (COL)

Win by Points

Winner	Name	NOC Code	Ippon 1	Ippon 2	Ippon 3	Waza-ari	Shido	Chui	Hansoku Make	Result
	TELLUND Jeppe	DEN	3			2	2	0	0	8
X	VIVIESCAS Jairo	COL	2		1	5	0	0	0	12



Results

As of MON 11 AUG 2025

Bout number #1108

TELLUND Jeppe (DEN) 0 - 50 VAN DER VEER Ecco (NED)

Win by Full Ippon

Winner	Name	NOC Code	Ippon 1	Ippon 2	Ippon 3	Waza-ari	Shido	Chui	Hansoku Make	Result
	TELLUND Jeppe	DEN					0	1	0	0
X	VAN DER VEER Ecco	NED				50	0	0	0	50



Results

As of MON 11 AUG 2025

Bout number #1114

VIVIESCAS Jairo (COL) 13 - 23 VAN DER VEER Ecco (NED)

Win by Points

Winner	Name	NOC Code	Ippon 1	Ippon 2	Ippon 3	Waza-ari	Shido	Chui	Hansoku Make	Result
	VIVIESCAS Jairo	COL	5			3	2	1	0	13
X	VAN DER VEER Ecco	NED	7			9	2	0	0	23



Results

As of SUN 10 AUG 2025

Elimination Round - Pool A

Rank	NOC Code	Name	UKR	KAZ	IRQ		Bouts	W	L	Points	Total	
1	UKR	MOCHULSKYI Bohdan	-	16:7	50:0		2	2	0	6	66:7	Q
2	KAZ	KANATBEK Aslan	7:16	-	50:0		2	1	1	3	57:16	Q
3	IRQ	AL-GHARRAWI Mohammed	0:50	0:50	-		2	0	2	0	0:100	

Legend:

W Bouts won

L: Bouts lost

Q: Qualified



Results

As of MON 11 AUG 2025

Bout number #1101

MOCHULSKYI Bohdan (UKR) 50 - 0 AL-GHARRAWI Mohammed Albaqe (IRQ)

Win by Disqualification

Winner	Name	NOC Code	Ippon 1	Ippon 2	Ippon 3	Waza-ari	Shido	Chui	Hansoku Make	Result
X	MOCHULSKYI Bohdan	UKR				50	1	0	0	50
	AL-GHARRAWI Mohammed Albaqe	IRQ					2	1	1	0



Results

As of MON 11 AUG 2025

Bout number #1107

MOCHULSKYI Bohdan (UKR) 16 - 7 KANATBEK Aslan (KAZ)

Win by Points

Winner	Name	NOC Code	Ippon 1	Ippon 2	Ippon 3	Waza-ari	Shido	Chui	Hansoku Make	Result
X	MOCHULSKYI Bohdan	UKR	3			10	2	0	0	16
	KANATBEK Aslan	KAZ	2			3	4	0	0	7



Results

As of MON 11 AUG 2025

Bout number #1113

AL-GHARRAWI Mohammed Albaqe (IRQ) 0 - 50 KANATBEK Aslan (KAZ)

Win by Full Ippon

Winner	Name	NOC Code	Ippon 1	Ippon 2	Ippon 3	Waza-ari	Shido	Chui	Hansoku Make	Result
	AL-GHARRAWI Mohammed Albaqe	IRQ					2	0	0	0
X	KANATBEK Aslan	KAZ				50	1	0	0	50



TWG
2025
CHENGDU



JU-JITSU

Men's -69kg Fighting



Entry List by Event

As of SAT 9 AUG 2025

NOC	Name	Event	Date of Birth
DEN - DENMARK	KILBAK Jesper	Mens -69kg Fighting	28 AUG 1997
FRA - FRANCE	BEN ALI Farid	Mens -69kg Fighting	27 SEP 1988
ITA - ITALY	PAGANO Erasmo	Mens -69kg Fighting	04 JUL 2001
KAZ - KAZAKHSTAN	ZHANIBEK Abu-bakir	Mens -69kg Fighting	04 JUL 1997
MRI - MAURITIUS	PROAG Rayan	Mens -69kg Fighting	14 AUG 1998
SLO - SLOVENIA	TOPLAK Tim	Mens -69kg Fighting	19 DEC 1995



Brackets

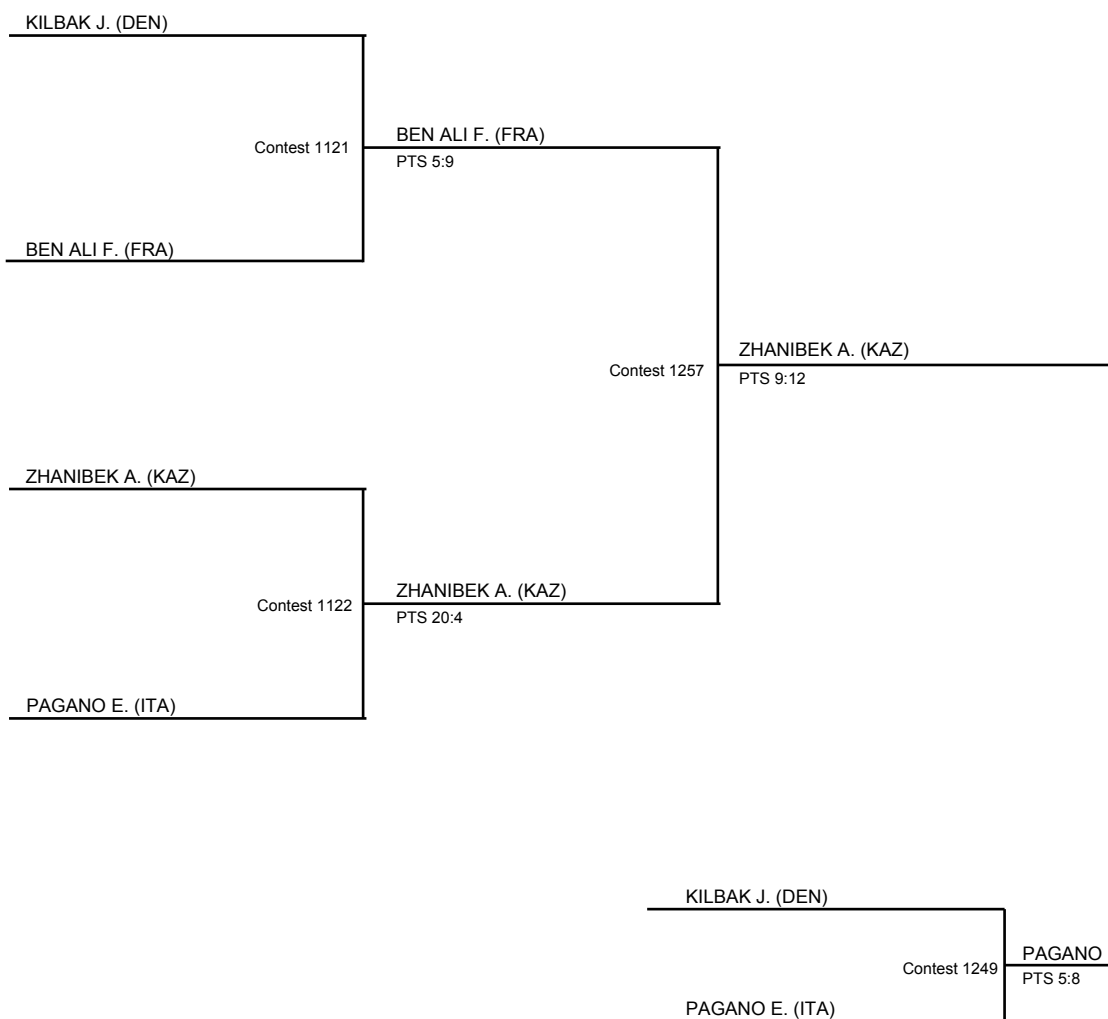
As of SUN 10 AUG 2025

Semifinals

Finals

MEDALLISTS

Gold	ZHANIBEK A. (KAZ)
Silver	BEN ALI F. (FRA)
Bronze	PAGANO E. (ITA)





Medallists

Medal	Name	NOC
GOLD	ZHANIBEK Abu-bakir	KAZ - KAZAKHSTAN
SILVER	BEN ALI Farid	FRA - FRANCE
BRONZE	PAGANO Erasmo	ITA - ITALY



Results

As of MON 11 AUG 2025

Bout number #1249

KILBAK Jesper (DEN) 5 - 8 PAGANO Erasmo (ITA)

Win by Points

Winner	Name	NOC Code	Ippon 1	Ippon 2	Ippon 3	Waza-ari	Shido	Chui	Hansoku Make	Result
	KILBAK Jesper	DEN	1			3	1	0	0	5
X	PAGANO Erasmo	ITA	3			2	1	0	0	8



Results

As of MON 11 AUG 2025

Bout number #1257

BEN ALI Farid (FRA) 9 - 12 ZHANIBEK Abu-bakir (KAZ)

Win by Points

Winner	Name	NOC Code	Ippon 1	Ippon 2	Ippon 3	Waza-ari	Shido	Chui	Hansoku Make	Result
	BEN ALI Farid	FRA	4				1	0	0	9
X	ZHANIBEK Abu-bakir	KAZ	4			4	0	0	0	12



Results

As of MON 11 AUG 2025

Bout number #1121

KILBAK Jesper (DEN) 5 - 9 BEN ALI Farid (FRA)

Win by Points

Winner	Name	NOC Code	Ippon 1	Ippon 2	Ippon 3	Waza-ari	Shido	Chui	Hansoku Make	Result
	KILBAK Jesper	DEN	2			1	2	1	0	5
X	BEN ALI Farid	FRA	2			5	1	0	0	9



Results

As of MON 11 AUG 2025

Bout number #1122

ZHANIBEK Abu-bakir (KAZ) 20 - 4 PAGANO Erasmo (ITA)

Win by Points

Winner	Name	NOC Code	Ippon 1	Ippon 2	Ippon 3	Waza-ari	Shido	Chui	Hansoku Make	Result
X	ZHANIBEK Abu-bakir	KAZ	4		2	6	0	0	0	20
	PAGANO Erasmo	ITA	1			2	0	1	0	4



Results

As of SUN 10 AUG 2025

Elimination Round - Pool B

Rank	NOC Code	Name	KAZ	FRA	MRI		Bouts	W	L	Points	Total	
1	KAZ	ZHANIBEK Abu-bakir	-	17:14	50:0		2	2	0	6	67:14	Q
2	FRA	BEN ALI Farid	14:17	-	50:0		2	1	1	3	64:17	Q
3	MRI	PROAG Rayan	0:50	0:50	-		2	0	2	0	0:100	

Legend:

W Bouts won

L: Bouts lost

Q: Qualified



Results

As of MON 11 AUG 2025

Bout number #1104

ZHANIBEK Abu-bakir (KAZ) 50 - 0 PROAG Rayan (MRI)

Win by Full Ippon

Winner	Name	NOC Code	Ippon 1	Ippon 2	Ippon 3	Waza-ari	Shido	Chui	Hansoku Make	Result
X	ZHANIBEK Abu-bakir	KAZ				50	0	0	0	50
	PROAG Rayan	MRI					0	0	0	0



Results

As of MON 11 AUG 2025

Bout number #1110

ZHANIBEK Abu-bakir (KAZ) 17 - 14 BEN ALI Farid (FRA)

Win by Points

Winner	Name	NOC Code	Ippon 1	Ippon 2	Ippon 3	Waza-ari	Shido	Chui	Hansoku Make	Result
X	ZHANIBEK Abu-bakir	KAZ	5		1	5	0	1	0	17
	BEN ALI Farid	FRA	5			3	0	1	0	14



Results

As of MON 11 AUG 2025

Bout number #1116

PROAG Rayan (MRI) 0 - 50 BEN ALI Farid (FRA)

Win by Full Ippon

Winner	Name	NOC Code	Ippon 1	Ippon 2	Ippon 3	Waza-ari	Shido	Chui	Hansoku Make	Result
	PROAG Rayan	MRI					0	0	0	0
X	BEN ALI Farid	FRA				50	0	0	0	50



Results

As of SUN 10 AUG 2025

Elimination Round - Pool A

Rank	NOC Code	Name	DEN	ITA	SLO		Bouts	W	L	Points	Total	
1	DEN	KILBAK Jesper	-	10:8	50:0		2	2	0	6	60:8	Q
2	ITA	PAGANO Erasmo	8:10	-	0:50		2	0	2	0	8:60	Q
3	SLO	TOPLAK Tim	0:50	50:0	-		2	1	1	3	50:50	

Legend:

W Bouts won

L: Bouts lost

Q: Qualified



Results

As of MON 11 AUG 2025

Bout number #1103

PAGANO Erasmo (ITA) 8 - 10 KILBAK Jesper (DEN)

Win by Points

Winner	Name	NOC Code	Ippon 1	Ippon 2	Ippon 3	Waza-ari	Shido	Chui	Hansoku Make	Result
	PAGANO Erasmo	ITA	3			2	1	1	0	8
X	KILBAK Jesper	DEN	2			6	1	0	0	10



Results

As of MON 11 AUG 2025

Bout number #1109

PAGANO Erasmo (ITA) 0 - 50 TOPLAK Tim (SLO)

Win by Full Ippon

Winner	Name	NOC Code	Ippon 1	Ippon 2	Ippon 3	Waza-ari	Shido	Chui	Hansoku Make	Result
	PAGANO Erasmo	ITA					0	0	0	0
X	TOPLAK Tim	SLO				50	0	0	0	50



Results

As of MON 11 AUG 2025

Bout number #1115

KILBAK Jesper (DEN) 50 - 0 TOPLAK Tim (SLO)

Win by Disqualification

Winner	Name	NOC Code	Ippon 1	Ippon 2	Ippon 3	Waza-ari	Shido	Chui	Hansoku Make	Result
X	KILBAK Jesper	DEN				50	1	1	0	50
	TOPLAK Tim	SLO					1	0	1	0



JU-JITSU

Men's -77kg Fighting



Entry List by Event

As of SAT 9 AUG 2025

NOC	Name	Event	Date of Birth
CIV - COTE D'IVOIRE	ZOUZOUA Yoro Yannick Ephrem	Mens -77kg Fighting	18 APR 1995
DEN - DENMARK	ANDERSEN Lucas	Mens -77kg Fighting	05 SEP 1997
FRA - FRANCE	KUNSA Percy	Mens -77kg Fighting	01 MAI 1986
KAZ - KAZAKHSTAN	DUISENKULOV Nursultan	Mens -77kg Fighting	25 JUN 1997
NED - NETHERLANDS	VOGELZANG Boy	Mens -77kg Fighting	17 SEP 1995
URU - URUGUAY	DOMINGUEZ Joaquin	Mens -77kg Fighting	21 AUG 1999



Brackets

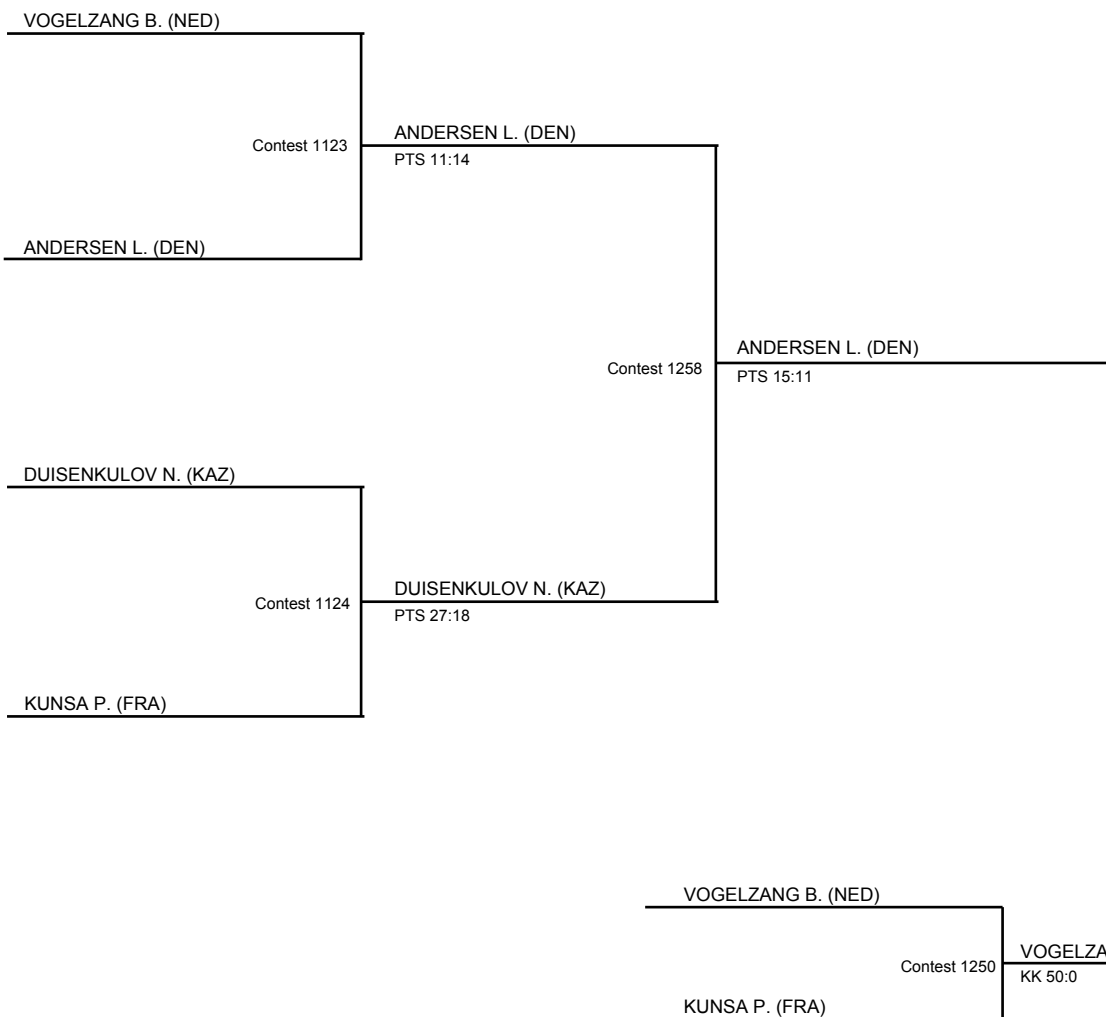
As of SUN 10 AUG 2025

Semifinals

Finals

MEDALLISTS

Gold	ANDERSEN L. (DEN)
Silver	DUISENKULOV N. (KAZ)
Bronze	VOGELZANG B. (NED)





Medallists

Medal	Name	NOC
GOLD	ANDERSEN Lucas	DEN - DENMARK
SILVER	DUISENKULOV Nursultan	KAZ - KAZAKHSTAN
BRONZE	VOGELZANG Boy	NED - NETHERLANDS



Results

As of MON 11 AUG 2025

Bout number #1250

VOGELZANG Boy (NED) 50 - 0 KUNSA Percy (FRA)

Win by Kiken Kachi

Winner	Name	NOC Code	Ippon 1	Ippon 2	Ippon 3	Waza-ari	Shido	Chui	Hansoku Make	Result
X	VOGELZANG Boy	NED				50	0	0	0	50
	KUNSA Percy	FRA					0	0	0	0



Results

As of MON 11 AUG 2025

Bout number #1258

ANDERSEN Lucas (DEN) 15 - 11 DUISENKULOV Nursultan (KAZ)

Win by Points

Winner	Name	NOC Code	Ippon 1	Ippon 2	Ippon 3	Waza-ari	Shido	Chui	Hansoku Make	Result
X	ANDERSEN Lucas	DEN	4			6	2	0	0	15
	DUISENKULOV Nursultan	KAZ	3	1		3	2	1	0	11



Results

As of MON 11 AUG 2025

Bout number #1123

VOGELZANG Boy (NED) 11 - 14 ANDERSEN Lucas (DEN)

Win by Points

Winner	Name	NOC Code	Ippon 1	Ippon 2	Ippon 3	Waza-ari	Shido	Chui	Hansoku Make	Result
	VOGELZANG Boy	NED	3			4	3	0	0	11
X	ANDERSEN Lucas	DEN	4			6	2	0	0	14



Results

As of MON 11 AUG 2025

Bout number #1124

DUISENKULOV Nursultan (KAZ) 27 - 18 KUNSA Percy (FRA)

Win by Points

Winner	Name	NOC Code	Ippon 1	Ippon 2	Ippon 3	Waza-ari	Shido	Chui	Hansoku Make	Result
X	DUISENKULOV Nursultan	KAZ	10			6	1	1	0	27
	KUNSA Percy	FRA	6			6	2	0	0	18



Results

As of SUN 10 AUG 2025

Elimination Round - Pool B

Rank	NOC Code	Name	KAZ	DEN	CIV		Bouts	W	L	Points	Total	
1	KAZ	DUISENKULOV Nursultan	-	16:12	15:7		2	2	0	6	31:19	Q
2	DEN	ANDERSEN Lucas	12:16	-	6:1		2	1	1	3	18:17	Q
3	CIV	ZOUZOUA Yoro	7:15	1:6	-		2	0	2	0	8:21	

Legend:

W Bouts won

L: Bouts lost

Q: Qualified



Results

As of MON 11 AUG 2025

Bout number #1106

ANDERSEN Lucas (DEN) 6 - 1 ZOUZOUA Yoro Yannick Ephrem (CIV)

Win by Points

Winner	Name	NOC Code	Ippon 1	Ippon 2	Ippon 3	Waza-ari	Shido	Chui	Hansoku Make	Result
X	ANDERSEN Lucas	DEN	2			2	1	0	0	6
	ZOUZOUA Yoro Yannick Ephrem	CIV				1	1	0	0	1



Results

As of MON 11 AUG 2025

Bout number #1112

ANDERSEN Lucas (DEN) 12 - 16 DUISENKULOV Nursultan (KAZ)

Win by Points

Winner	Name	NOC Code	Ippon 1	Ippon 2	Ippon 3	Waza-ari	Shido	Chui	Hansoku Make	Result
	ANDERSEN Lucas	DEN	3			6	1	0	0	12
X	DUISENKULOV Nursultan	KAZ	5	1		4	1	0	0	16



Results

As of MON 11 AUG 2025

Bout number #1118

ZOUZOYA Yoro Yannick Ephrem (CIV) 7 - 15 DUISENKULOV Nursultan (KAZ)

Win by Points

Winner	Name	NOC Code	Ippon 1	Ippon 2	Ippon 3	Waza-ari	Shido	Chui	Hansoku Make	Result
	ZOUZOYA Yoro Yannick Ephrem	CIV	1			5	0	1	0	7
X	DUISENKULOV Nursultan	KAZ	4			7	1	0	0	15



Results

As of SUN 10 AUG 2025

Elimination Round - Pool A

Rank	NOC Code	Name	NED	FRA	URU		Bouts	W	L	Points	Total	
1	NED	VOGELZANG Boy	-	50:0	50:0		2	2	0	6	100:0	Q
2	FRA	KUNSA Percy	0:50	-	50:0		2	1	1	3	50:50	Q
3	URU	DOMINGUEZ Joaquin	0:50	0:50	-		2	0	2	0	0:100	

Legend:

W Bouts won

L: Bouts lost

Q: Qualified



Results

As of MON 11 AUG 2025

Bout number #1105

VOGELZANG Boy (NED) 50 - 0 DOMINGUEZ Joaquin (URU)

Win by Full Ippon

Winner	Name	NOC Code	Ippon 1	Ippon 2	Ippon 3	Waza-ari	Shido	Chui	Hansoku Make	Result
X	VOGELZANG Boy	NED				50	0	0	0	50
	DOMINGUEZ Joaquin	URU					1	0	0	0



Results

As of MON 11 AUG 2025

Bout number #1111

VOGELZANG Boy (NED) 50 - 0 KUNSA Percy (FRA)

Win by Disqualification

Winner	Name	NOC Code	Ippon 1	Ippon 2	Ippon 3	Waza-ari	Shido	Chui	Hansoku Make	Result
X	VOGELZANG Boy	NED				50	2	0	0	50
	KUNSA Percy	FRA					2	1	1	0



Results

As of MON 11 AUG 2025

Bout number #1117

DOMINGUEZ Joaquin (URU) 0 - 50 KUNSA Percy (FRA)

Win by Disqualification

Winner	Name	NOC Code	Ippon 1	Ippon 2	Ippon 3	Waza-ari	Shido	Chui	Hansoku Make	Result
	DOMINGUEZ Joaquin	URU					3	1	1	0
X	KUNSA Percy	FRA				50	1	0	0	50



TWG
2025
CHENGDU



JU-JITSU

Men's -69kg Ne-Waza



Entry List by Event

As of SAT 9 AUG 2025

NOC	Name	Event	Date of Birth
BEL - BELGIUM	BAYILI Florian	Mens -69kg Ne-Waza	19 MAR 1996
KAZ - KAZAKHSTAN	BATYRBKOV Nurzhan	Mens -69kg Ne-Waza	13 MAR 2002
KOR - REPUBLIC OF KOREA	JOO Seong Hyeon	Mens -69kg Ne-Waza	02 DEC 2000
MGL - MONGOLIA	CHOIJAMTS Tuvdentarvaa	Mens -69kg Ne-Waza	09 MAR 2003
UAE - UNITED ARAB EMIRATES	ALSUWAIDI Mohamed Ali	Mens -69kg Ne-Waza	03 NOV 2001
UKR - UKRAINE	SHUTKO Kostiantyn	Mens -69kg Ne-Waza	20 JUN 2001



Brackets

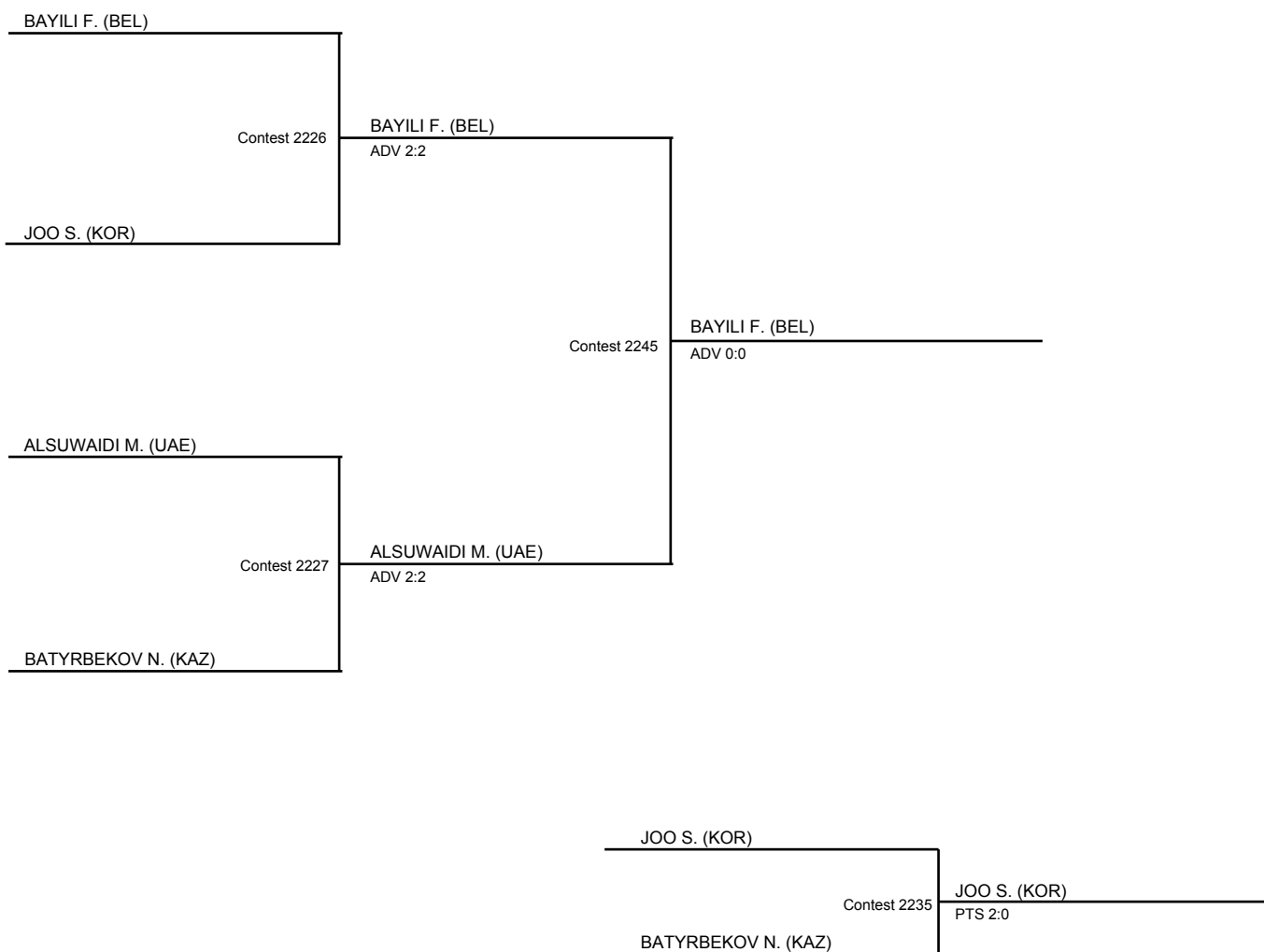
As of MON 11 AUG 2025

Semifinals

Finals

MEDALLISTS

Gold	BAYILI F. (BEL)
Silver	ALSUWAIDI M. (UAE)
Bronze	JOO S. (KOR)





Medallists

Medal	Name	NOC
GOLD	BAYILI Florian	BEL - BELGIUM
SILVER	ALSUWAIDI Mohamed Ali	UAE - UNITED ARAB EMIRATES
BRONZE	JOO Seong Hyeon	KOR - REPUBLIC OF KOREA



Results

As of MON 11 AUG 2025

Bout number #2235

JOO Seong Hyeon (KOR) 2 - 0 BATYRBEKOV Nurzhan (KAZ)

Win by Points

Winner	Name	NOC Code	2 Points	3 Points	4 Points	Advantage	Penalties	Result
X	JOO Seong Hyeon	KOR	1			2	2	2
	BATYRBEKOV Nurzhan	KAZ				4	2	0



Results

As of MON 11 AUG 2025

Bout number #2245

BAYILI Florian (BEL) 0 - 0 **ALSUWAIDI Mohamed Ali (UAE)**

Win by Advantages

Winner	Name	NOC Code	2 Points	3 Points	4 Points	Advantage	Penalties	Result
X	BAYILI Florian	BEL				2	0	0
	ALSUWAIDI Mohamed Ali	UAE				1	0	0



Results

As of MON 11 AUG 2025

Bout number #2227

ALSUWAIDI Mohamed Ali (UAE) 2 - 2 BATYRBEKOV Nurzhan (KAZ)

Win by Advantages

Winner	Name	NOC Code	2 Points	3 Points	4 Points	Advantage	Penalties	Result
X	ALSUWAIDI Mohamed Ali	UAE	1			1	0	2
	BATYRBEKOV Nurzhan	KAZ	1			0	0	2



Results

As of MON 11 AUG 2025

Elimination Round - Pool B

Rank	NOC Code	Name	UAE	KOR	MGL		Bouts	W	L	Points	Total	
1	UAE	ALSUWAIDI Mohamed	-	4:2	2:0		2	2	0	6	6:2	Q
2	KOR	JOO Seong	2:4	-	2:0		2	1	1	3	4:4	Q
3	MGL	CHOIJAMTS Tuvdentarvaa	0:2	0:2	-		2	0	2	0	0:4	

Legend:

W Bouts won

L: Bouts lost

Q: Qualified



Results

As of MON 11 AUG 2025

Bout number #2202

ALSUWAIDI Mohamed Ali (UAE) 2 - 0 CHOIJAMTS Tuvdentarvaa (MGL)

Win by Points

Winner	Name	NOC Code	2 Points	3 Points	4 Points	Advantage	Penalties	Result
X	ALSUWAIDI Mohamed Ali	UAE	1			1	0	2
	CHOIJAMTS Tuvdentarvaa	MGL				1	0	0



Results

As of MON 11 AUG 2025

Bout number #2208

ALSUWAIDI Mohamed Ali (UAE) 4 - 2 JOO Seong Hyeon (KOR)

Win by Points

Winner	Name	NOC Code	2 Points	3 Points	4 Points	Advantage	Penalties	Result
X	ALSUWAIDI Mohamed Ali	UAE	2			5	1	4
	JOO Seong Hyeon	KOR	1			4	2	2



Results

As of MON 11 AUG 2025

Bout number #2214

CHOIJAMTS Tuvdentarvaa (MGL) 0 - 2 JOO Seong Hyeon (KOR)

Win by Points

Winner	Name	NOC Code	2 Points	3 Points	4 Points	Advantage	Penalties	Result
	CHOIJAMTS Tuvdentarvaa	MGL				1	2	0
X	JOO Seong Hyeon	KOR	1			3	1	2



Results

As of MON 11 AUG 2025

Elimination Round - Pool A

Rank	NOC Code	Name	BEL	KAZ	UKR		Bouts	W	L	Points	Total	
1	BEL	BAYILI Florian	-	0:0	2:0		2	2	0	6	2:0	Q
2	KAZ	BATYRBEKOV Nurzhan	0:0	-	4:2		2	1	1	3	4:2	Q
3	UKR	SHUTKO Kostiantyn	0:2	2:4	-		2	0	2	0	2:6	

Legend:

W Bouts won

L: Bouts lost

Q: Qualified



Results

As of MON 11 AUG 2025

Bout number #2201

BATYRBEKOV Nurzhan (KAZ) 4 - 2 SHUTKO Kostiantyn (UKR)

Win by Points

Winner	Name	NOC Code	2 Points	3 Points	4 Points	Advantage	Penalties	Result
X	BATYRBEKOV Nurzhan	KAZ	2			1	0	4
	SHUTKO Kostiantyn	UKR	1			0	0	2



Results

As of MON 11 AUG 2025

Bout number #2207

BATYRBEKOV Nurzhan (KAZ) 0 - 0 BAYILI Florian (BEL)

Win by Advantages

Winner	Name	NOC Code	2 Points	3 Points	4 Points	Advantage	Penalties	Result
	BATYRBEKOV Nurzhan	KAZ				1	1	0
X	BAYILI Florian	BEL				2	1	0



Results

As of MON 11 AUG 2025

Bout number #2213

SHUTKO Kostiantyn (UKR) 0 - 2 BAYILI Florian (BEL)

Win by Points

Winner	Name	NOC Code	2 Points	3 Points	4 Points	Advantage	Penalties	Result
	SHUTKO Kostiantyn	UKR				0	0	0
X	BAYILI Florian	BEL	1			0	0	2



TWG
2025
CHENGDU



JU-JITSU

Men's -77kg Ne-Waza



Entry List by Event

As of SAT 9 AUG 2025

NOC	Name	Event	Date of Birth
CAN - CANADA	SHEEHAN Michael	Mens -77kg Ne-Waza	06 APR 1996
ISR - ISRAEL	RYEDER Nimrod	Mens -77kg Ne-Waza	20 FEB 1998
KAZ - KAZAKHSTAN	BOLATBEK Seilkhan	Mens -77kg Ne-Waza	13 MAR 2005
NOR - NORWAY	AHMED Mohammed	Mens -77kg Ne-Waza	06 JAN 1994
THA - THAILAND	POLPUT Kampanart	Mens -77kg Ne-Waza	01 DEC 2000
UAE - UNITED ARAB EMIRATES	ALAWLAQI Mahdi	Mens -77kg Ne-Waza	22 FEB 2003



Brackets

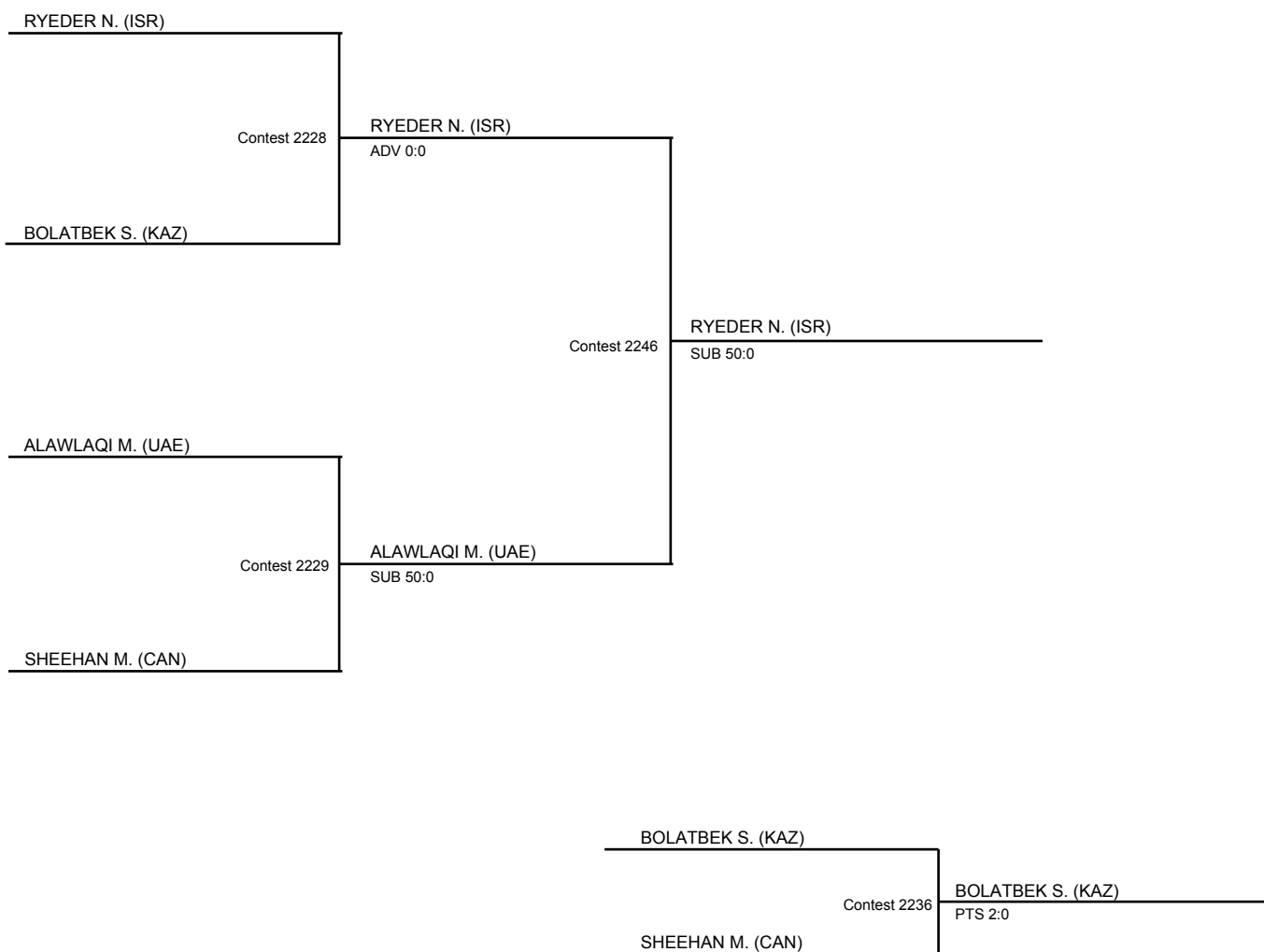
As of MON 11 AUG 2025

Semifinals

Finals

MEDALLISTS

Gold	RYEDER N. (ISR)
Silver	ALAWLAQI M. (UAE)
Bronze	BOLATBEK S. (KAZ)





Medallists

Medal	Name	NOC
GOLD	RYEDER Nimrod	ISR - ISRAEL
SILVER	ALAWLAQI Mahdi	UAE - UNITED ARAB EMIRATES
BRONZE	BOLATBEK Seiilkhan	KAZ - KAZAKHSTAN



Results

As of MON 11 AUG 2025

Bout number #2236

BOLATBEK Seiilkhan (KAZ) 2 - 0 **SHEEHAN Michael (CAN)**

Win by Points

Winner	Name	NOC Code	Ippon 1	Ippon 2	Ippon 3	Waza-ari	Shido	Chui	Hansoku Make	Result
X	BOLATBEK Seiilkhan	KAZ		1			0	0	0	2
	SHEEHAN Michael	CAN					0	0	0	0



Results

As of MON 11 AUG 2025

Bout number #2246

RYEDER Nimrod (ISR) 50 - 0 ALAWLAQI Mahdi (UAE)

Win by Submission

Winner	Name	NOC Code	2 Points	3 Points	4 Points	Advantage	Penalties	Result
X	RYEDER Nimrod	ISR	1			0	1	50
	ALAWLAQI Mahdi	UAE				2	0	0



Results

As of MON 11 AUG 2025

Bout number #2228

RYEDER Nimrod (ISR) 0 - 0 BOLATBEK Seiilkhan (KAZ)

Win by Advantages

Winner	Name	NOC Code	2 Points	3 Points	4 Points	Advantage	Penalties	Result
X	RYEDER Nimrod	ISR				1	0	0
	BOLATBEK Seiilkhan	KAZ				0	0	0



Results

As of MON 11 AUG 2025

Bout number #2229

ALAWLAQI Mahdi (UAE) 50 - 0 SHEEHAN Michael (CAN)

Win by Submission

Winner	Name	NOC Code	2 Points	3 Points	4 Points	Advantage	Penalties	Result
X	ALAWLAQI Mahdi	UAE				0	1	50
	SHEEHAN Michael	CAN				0	1	0



Results

As of MON 11 AUG 2025

Elimination Round - Pool B

Rank	NOC Code	Name	UAE	KAZ	THA		Bouts	W	L	Points	Total	
1	UAE	ALAWLAQI Mahdi	-	4:0	50:0		2	2	0	6	54:0	Q
2	KAZ	BOLATBEK Seilkhan	0:4	-	7:0		2	1	1	3	7:4	Q
3	THA	POLPUT Kampanart	0:50	0:7	-		2	0	2	0	0:57	

Legend:

W Bouts won

L: Bouts lost

Q: Qualified



Results

As of MON 11 AUG 2025

Bout number #2204

BOLATBEK Seiilkhan (KAZ) 7 - 0 POLPUT Kampanart (THA)

Win by Points

Winner	Name	NOC Code	2 Points	3 Points	4 Points	Advantage	Penalties	Result
X	BOLATBEK Seiilkhan	KAZ	2	1		3	0	7
	POLPUT Kampanart	THA				0	0	0



Results

As of MON 11 AUG 2025

Bout number #2210

BOLATBEK Seiilkhan (KAZ) 0 - 4 ALAWLAQI Mahdi (UAE)

Win by Points

Winner	Name	NOC Code	2 Points	3 Points	4 Points	Advantage	Penalties	Result
	BOLATBEK Seiilkhan	KAZ				4	2	0
X	ALAWLAQI Mahdi	UAE	2			2	2	4



Results

As of MON 11 AUG 2025

Bout number #2216

POLPUT Kampanart (THA) 0 - 50 ALAWLAQI Mahdi (UAE)

Win by Submission

Winner	Name	NOC Code	2 Points	3 Points	4 Points	Advantage	Penalties	Result
	POLPUT Kampanart	THA				0	0	0
X	ALAWLAQI Mahdi	UAE	1			1	0	50



Results

As of MON 11 AUG 2025

Elimination Round - Pool A

Rank	NOC Code	Name	ISR	CAN	NOR		Bouts	W	L	Points	Total	
1	ISR	RYEDER Nimrod	-	8:0	50:0		2	2	0	6	58:0	Q
2	CAN	SHEEHAN Michael	0:8	-	2:0		2	1	1	3	2:8	Q
3	NOR	AHMED Mohammed	0:50	0:2	-		2	0	2	0	0:52	

Legend:

W Bouts won

L: Bouts lost

Q: Qualified



Results

As of MON 11 AUG 2025

Bout number #2203

RYEDER Nimrod (ISR) 50 - 0 AHMED Mohammed (NOR)

Win by Submission

Winner	Name	NOC Code	2 Points	3 Points	4 Points	Advantage	Penalties	Result
X	RYEDER Nimrod	ISR	1	1		0	0	50
	AHMED Mohammed	NOR				0	0	0



Results

As of MON 11 AUG 2025

Bout number #2209

RYEDER Nimrod (ISR) 8 - 0 **SHEEHAN Michael (CAN)**

Win by Points

Winner	Name	NOC Code	2 Points	3 Points	4 Points	Advantage	Penalties	Result
X	RYEDER Nimrod	ISR	1	2		0	1	8
	SHEEHAN Michael	CAN				0	1	0



Results

As of MON 11 AUG 2025

Bout number #2215

AHMED Mohammed (NOR) 0 - 2 SHEEHAN Michael (CAN)

Win by Points

Winner	Name	NOC Code	2 Points	3 Points	4 Points	Advantage	Penalties	Result
	AHMED Mohammed	NOR				0	0	0
X	SHEEHAN Michael	CAN	1			0	0	2



JU-JITSU

Men's -85kg Ne-Waza



Entry List by Event

As of SAT 9 AUG 2025

NOC	Name	Event	Date of Birth
CAN - CANADA	DOS SANTOS Nathan	Mens -85kg Ne-Waza	11 APR 1990
ISR - ISRAEL	SHEMESH Saar	Mens -85kg Ne-Waza	24 FEB 1996
KOR - REPUBLIC OF KOREA	KIM Hee Seoung	Mens -85kg Ne-Waza	16 OCT 1987
KSA - SAUDI ARABIA	NADA Abdullah	Mens -85kg Ne-Waza	16 MAI 2007
POR - PORTUGAL	PEDRO Ramalho	Mens -85kg Ne-Waza	22 APR 1994
UAE - UNITED ARAB EMIRATES	ALKUBAISI Saeed	Mens -85kg Ne-Waza	25 FEB 2003



Brackets

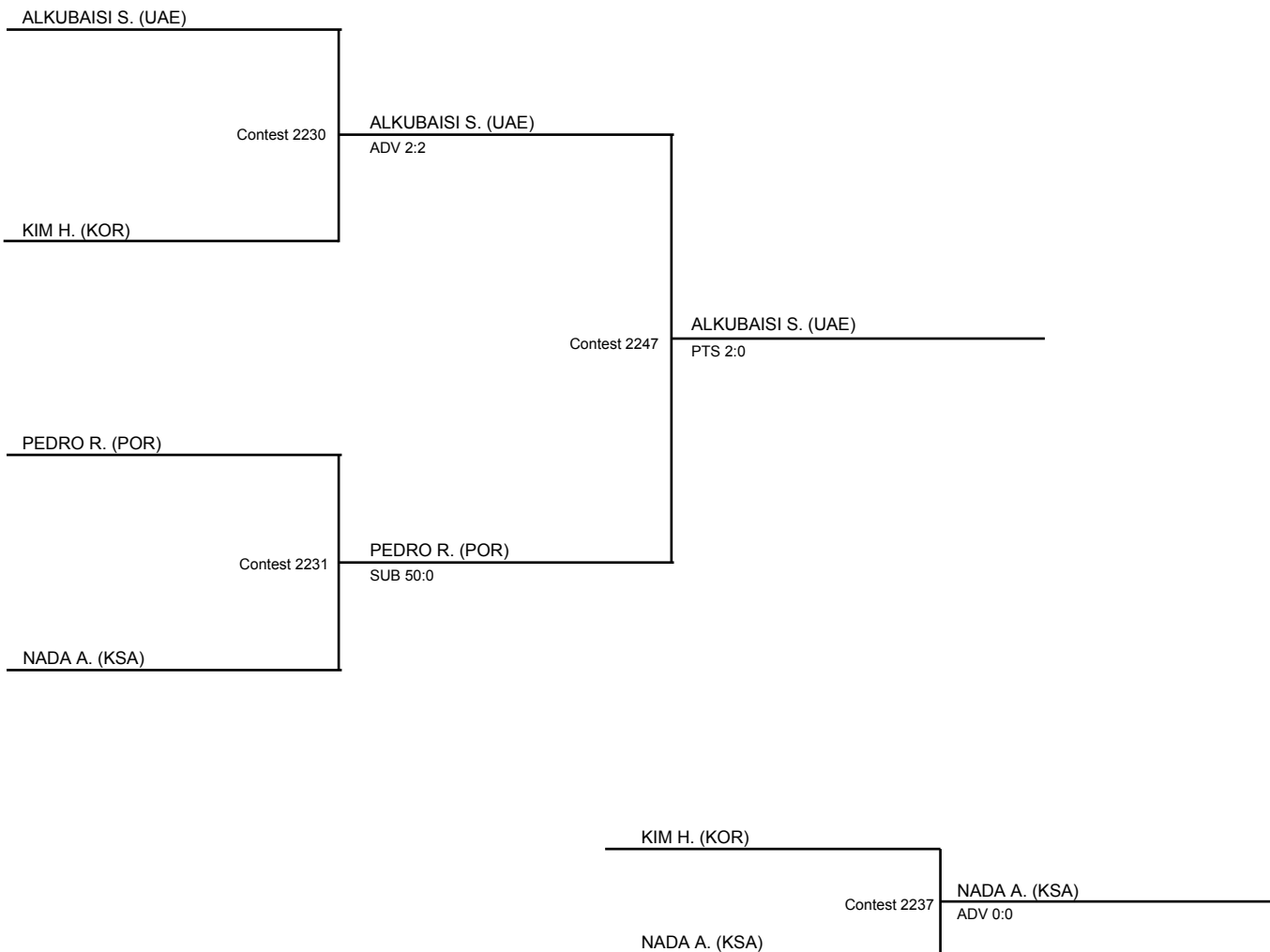
As of MON 11 AUG 2025

Semifinals

Finals

MEDALLISTS

Gold ALKUBAISI S. (UAE)
Silver PEDRO R. (POR)
Bronze NADA A. (KSA)





Medallists

Medal	Name	NOC
GOLD	ALKUBAISI Saeed	UAE - UNITED ARAB EMIRATES
SILVER	PEDRO Ramalho	POR - PORTUGAL
BRONZE	NADA Abdullah	KSA - SAUDI ARABIA



Results

As of MON 11 AUG 2025

Bout number #2237

KIM Hee Seoung (KOR) 0 - 0 NADA Abdullah (KSA)

Win by Advantages

Winner	Name	NOC Code	2 Points	3 Points	4 Points	Advantage	Penalties	Result
	KIM Hee Seoung	KOR				0	0	0
X	NADA Abdullah	KSA				1	0	0



Results

As of MON 11 AUG 2025

Bout number #2247

ALKUBAISI Saeed (UAE) 2 - 0 PEDRO Ramalho (POR)

Win by Points

Winner	Name	NOC Code	2 Points	3 Points	4 Points	Advantage	Penalties	Result
X	ALKUBAISI Saeed	UAE	1			1	1	2
	PEDRO Ramalho	POR				1	0	0



Results

As of MON 11 AUG 2025

Bout number #2230

ALKUBAISI Saeed (UAE) 2 - 2 KIM Hee Seoung (KOR)

Win by Advantages

Winner	Name	NOC Code	2 Points	3 Points	4 Points	Advantage	Penalties	Result
X	ALKUBAISI Saeed	UAE	1			2	3	2
	KIM Hee Seoung	KOR	1			1	4	2



Results

As of MON 11 AUG 2025

Bout number #2231

PEDRO Ramalho (POR) 50 - 0 NADA Abdullah (KSA)

Win by Submission

Winner	Name	NOC Code	2 Points	3 Points	4 Points	Advantage	Penalties	Result
X	PEDRO Ramalho	POR				0	0	50
	NADA Abdullah	KSA				1	0	0



Results

As of MON 11 AUG 2025

Elimination Round - Pool B

Rank	NOC Code	Name	POR	KOR	CAN		Bouts	W	L	Points	Total	
1	POR	PEDRO Ramalho	-	2:0	2:0		2	2	0	6	4:0	Q
2	KOR	KIM Hee	0:2	-	0:0		2	1	1	3	0:2	Q
3	CAN	DOS SANTOS Nathan	0:2	0:0	-		2	0	2	0	0:2	

Legend:

W Bouts won

L: Bouts lost

Q: Qualified



Results

As of MON 11 AUG 2025

Bout number #2206

KIM Hee Seoung (KOR) 0 - 2 PEDRO Ramalho (POR)

Win by Points

Winner	Name	NOC Code	2 Points	3 Points	4 Points	Advantage	Penalties	Result
	KIM Hee Seoung	KOR				1	0	0
X	PEDRO Ramalho	POR	1			2	0	2



Results

As of MON 11 AUG 2025

Bout number #2212

KIM Hee Seoung (KOR) 0 - 0 DOS SANTOS Nathan (CAN)

Win by Advantages

Winner	Name	NOC Code	2 Points	3 Points	4 Points	Advantage	Penalties	Result
X	KIM Hee Seoung	KOR				1	0	0
	DOS SANTOS Nathan	CAN				0	0	0



Results

As of MON 11 AUG 2025

Bout number #2218

PEDRO Ramalho (POR) 2 - 0 DOS SANTOS Nathan (CAN)

Win by Points

Winner	Name	NOC Code	2 Points	3 Points	4 Points	Advantage	Penalties	Result
X	PEDRO Ramalho	POR	1			2	0	2
	DOS SANTOS Nathan	CAN				1	0	0



Results

As of MON 11 AUG 2025

Elimination Round - Pool A

Rank	NOC Code	Name	UAE	KSA	ISR		Bouts	W	L	Points	Total	
1	UAE	ALKUBAISI Saeed	-	0:0	50:0		2	2	0	6	50:0	Q
2	KSA	NADA Abdullah	0:0	-	3:0		2	1	1	3	3:0	Q
3	ISR	SHEMESH Saar	0:50	0:3	-		2	0	2	0	0:53	

Legend:

W Bouts won

L: Bouts lost

Q: Qualified



Results

As of MON 11 AUG 2025

Bout number #2205

ALKUBAISI Saeed (UAE) 0 - 0 NADA Abdullah (KSA)

Win by Advantages

Winner	Name	NOC Code	2 Points	3 Points	4 Points	Advantage	Penalties	Result
X	ALKUBAISI Saeed	UAE				2	1	0
	NADA Abdullah	KSA				0	1	0



Results

As of MON 11 AUG 2025

Bout number #2211

ALKUBAISI Saeed (UAE) 50 - 0 SHEMESH Saar (ISR)

Win by Submission

Winner	Name	NOC Code	2 Points	3 Points	4 Points	Advantage	Penalties	Result
X	ALKUBAISI Saeed	UAE	1			1	1	50
	SHEMESH Saar	ISR				1	1	0



Results

As of MON 11 AUG 2025

Bout number #2217

NADA Abdullah (KSA) 3 - 0 SHEMESH Saar (ISR)

Win by Points

Winner	Name	NOC Code	2 Points	3 Points	4 Points	Advantage	Penalties	Result
X	NADA Abdullah	KSA		1		4	0	3
	SHEMESH Saar	ISR				1	0	0



TWG
2025
CHENGDU



JU-JITSU

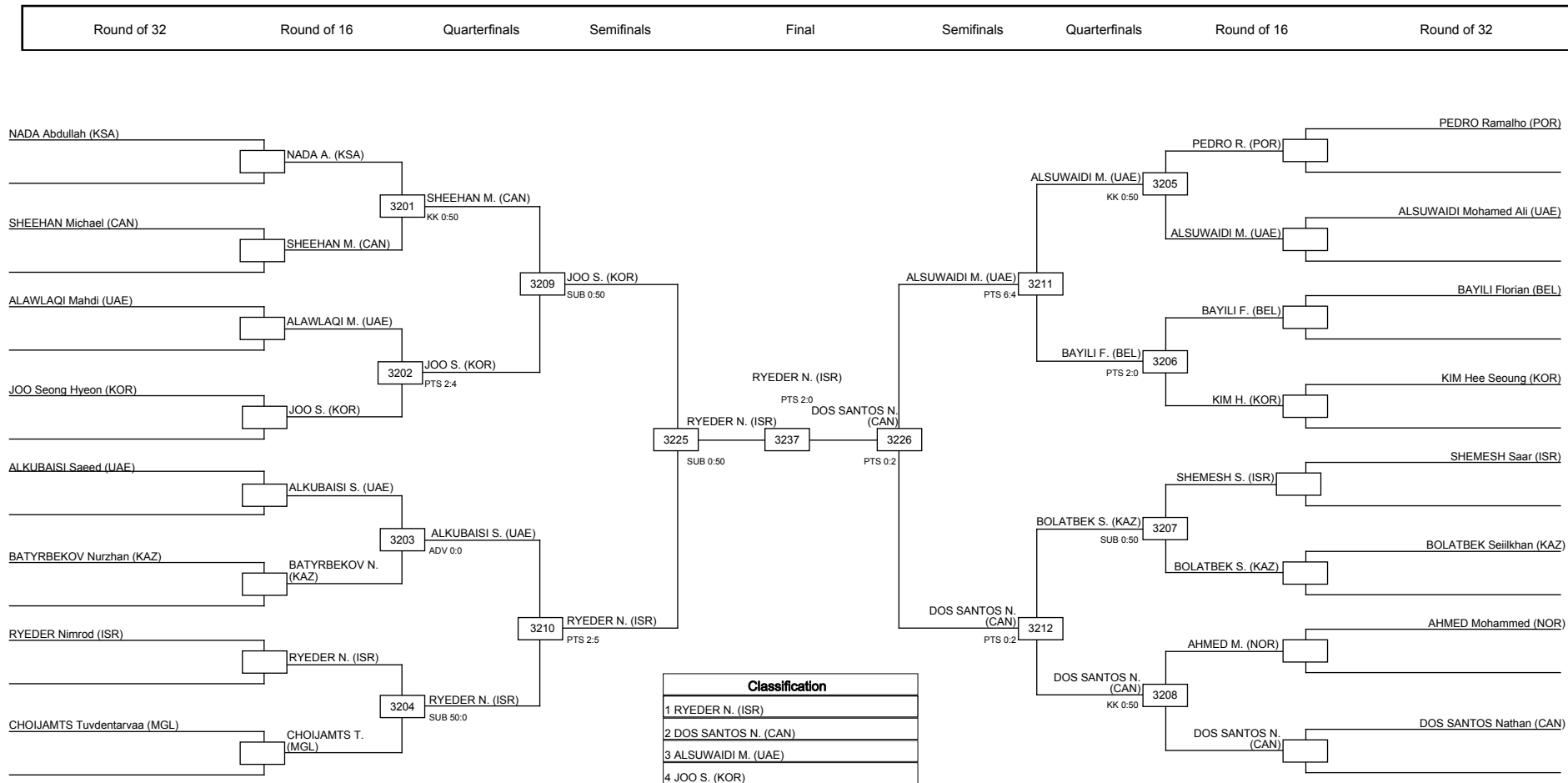
Men's Open Ne-Waza



Brackets

As of TUE 12 AUG 2025

Contestants: 16



Timing and Results provided by Tissot

Report Created TUE 12 AUG 2025 16:55



Medallists

Medal	Name	NOC
GOLD	RYEDER Nimrod	ISR - ISRAEL
SILVER	DOS SANTOS Nathan	CAN - CANADA
BRONZE	ALSUWAIDI Mohamed Ali	UAE - UNITED ARAB EMIRATES



Results

As of TUE 12 AUG 2025

Bout number #3229

JOO Seong Hyeon (KOR) 0 - 50 ALSUWAIDI Mohamed Ali (UAE)

Win by Kiken Kachi

Winner	Name	NOC Code	2 Points	3 Points	4 Points	Advantage	Penalties	Result
	JOO Seong Hyeon	KOR				1	0	0
X	ALSUWAIDI Mohamed Ali	UAE				0	0	50



Results

As of TUE 12 AUG 2025

Bout number #3237

RYEDER Nimrod (ISR) 2 - 0 DOS SANTOS Nathan (CAN)

Win by Points

Winner	Name	NOC Code	2 Points	3 Points	4 Points	Advantage	Penalties	Result
X	RYEDER Nimrod	ISR	1			2	1	2
	DOS SANTOS Nathan	CAN				1	1	0



Results

As of TUE 12 AUG 2025

Bout number #3225

JOO Seong Hyeon (KOR) 0 - 50 RYEDER Nimrod (ISR)

Win by Submission

Winner	Name	NOC Code	2 Points	3 Points	4 Points	Advantage	Penalties	Result
	JOO Seong Hyeon	KOR				0	0	0
X	RYEDER Nimrod	ISR				0	0	50



Results

As of TUE 12 AUG 2025

Bout number #3226

ALSUWAIDI Mohamed Ali (UAE) 0 - 2 DOS SANTOS Nathan (CAN)

Win by Points

Winner	Name	NOC Code	2 Points	3 Points	4 Points	Advantage	Penalties	Result
	ALSUWAIDI Mohamed Ali	UAE				2	0	0
X	DOS SANTOS Nathan	CAN	1			1	0	2



Results

As of TUE 12 AUG 2025

Bout number #3209

SHEEHAN Michael (CAN) 0 - 50 JOO Seong Hyeon (KOR)

Win by Submission

Winner	Name	NOC Code	2 Points	3 Points	4 Points	Advantage	Penalties	Result
	SHEEHAN Michael	CAN				1	0	0
X	JOO Seong Hyeon	KOR				0	0	50



Results

As of TUE 12 AUG 2025

Bout number #3210

ALKUBAISI Saeed (UAE) 2 - 5 **RYEDER Nimrod (ISR)**

Win by Points

Winner	Name	NOC Code	2 Points	3 Points	4 Points	Advantage	Penalties	Result
	ALKUBAISI Saeed	UAE	1			3	0	2
X	RYEDER Nimrod	ISR	1	1		2	1	5



Results

As of TUE 12 AUG 2025

Bout number #3211

ALSUWAIDI Mohamed Ali (UAE) 6 - 4 BAYILI Florian (BEL)

Win by Points

Winner	Name	NOC Code	2 Points	3 Points	4 Points	Advantage	Penalties	Result
X	ALSUWAIDI Mohamed Ali	UAE	3			2	0	6
	BAYILI Florian	BEL	2			1	0	4



Results

As of TUE 12 AUG 2025

Bout number #3212

BOLATBEK Seiilkhan (KAZ) 0 - 2 DOS SANTOS Nathan (CAN)

Win by Points

Winner	Name	NOC Code	2 Points	3 Points	4 Points	Advantage	Penalties	Result
	BOLATBEK Seiilkhan	KAZ				2	0	0
X	DOS SANTOS Nathan	CAN	1			1	1	2



Results

As of TUE 12 AUG 2025

Bout number #3201

NADA Abdullah (KSA) 0 - 50 SHEEHAN Michael (CAN)

Win by Kiken Kachi

Winner	Name	NOC Code	2 Points	3 Points	4 Points	Advantage	Penalties	Result
	NADA Abdullah	KSA				0	0	0
X	SHEEHAN Michael	CAN				0	0	50



Results

As of TUE 12 AUG 2025

Bout number #3202

ALAWLAQI Mahdi (UAE) 2 - 4 JOO Seong Hyeon (KOR)

Win by Points

Winner	Name	NOC Code	2 Points	3 Points	4 Points	Advantage	Penalties	Result
	ALAWLAQI Mahdi	UAE	1			2	0	2
X	JOO Seong Hyeon	KOR	2			0	0	4



Results

As of TUE 12 AUG 2025

Bout number #3203

ALKUBAISI Saeed (UAE) 0 - 0 BATYRBEKOV Nurzhan (KAZ)

Win by Advantages

Winner	Name	NOC Code	2 Points	3 Points	4 Points	Advantage	Penalties	Result
X	ALKUBAISI Saeed	UAE				1	1	0
	BATYRBEKOV Nurzhan	KAZ				0	2	0



Results

As of TUE 12 AUG 2025

Bout number #3204

RYEDER Nimrod (ISR) 50 - 0 **CHOIJAMTS Tuvdentarvaa (MGL)**

Win by Submission

Winner	Name	NOC Code	2 Points	3 Points	4 Points	Advantage	Penalties	Result
X	RYEDER Nimrod	ISR				0	0	50
	CHOIJAMTS Tuvdentarvaa	MGL				0	0	0



Results

As of TUE 12 AUG 2025

Bout number #3205

PEDRO Ramalho (POR) 0 - 50 ALSUWAIDI Mohamed Ali (UAE)

Win by Kiken Kachi

Winner	Name	NOC Code	2 Points	3 Points	4 Points	Advantage	Penalties	Result
	PEDRO Ramalho	POR				0	0	0
X	ALSUWAIDI Mohamed Ali	UAE				0	0	50



Results

As of TUE 12 AUG 2025

Bout number #3206

BAYILI Florian (BEL) 2 - 0 **KIM Hee Seoung (KOR)**

Win by Points

Winner	Name	NOC Code	2 Points	3 Points	4 Points	Advantage	Penalties	Result
X	BAYILI Florian	BEL	1			2	0	2
	KIM Hee Seoung	KOR				1	0	0



Results

As of TUE 12 AUG 2025

Bout number #3207

SHEMESH Saar (ISR) 0 - 50 BOLATBEK Seiilkhan (KAZ)

Win by Submission

Winner	Name	NOC Code	2 Points	3 Points	4 Points	Advantage	Penalties	Result
	SHEMESH Saar	ISR				0	1	0
X	BOLATBEK Seiilkhan	KAZ			1	3	1	50



Results

As of TUE 12 AUG 2025

Bout number #3208

AHMED Mohammed (NOR) 0 - 50 DOS SANTOS Nathan (CAN)

Win by Kiken Kachi

Winner	Name	NOC Code	2 Points	3 Points	4 Points	Advantage	Penalties	Result
	AHMED Mohammed	NOR				0	0	0
X	DOS SANTOS Nathan	CAN				0	0	50



TWG
2025
CHENGDU



JU-JITSU

Women's -52kg Fighting



Entry List by Event

As of SAT 9 AUG 2025

NOC	Name	Event	Date of Birth
FRA - FRANCE	GASPARD Estelle	Womens -52kg Fighting	14 MAR 2000
GRE - GREECE	EFTHYMIU Ioanna	Womens -52kg Fighting	16 APR 2002
ITA - ITALY	FARNE Antonella	Womens -52kg Fighting	07 JUN 1997
SUI - SWITZERLAND	STAUB Sina	Womens -52kg Fighting	02 APR 2000
THA - THAILAND	SINGCHALAD Nuchanat	Womens -52kg Fighting	13 DEC 2002
TPE - CHINESE TAIPEI	WU Yu-ting	Womens -52kg Fighting	21 DEC 1992



Brackets

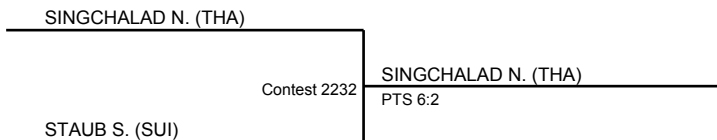
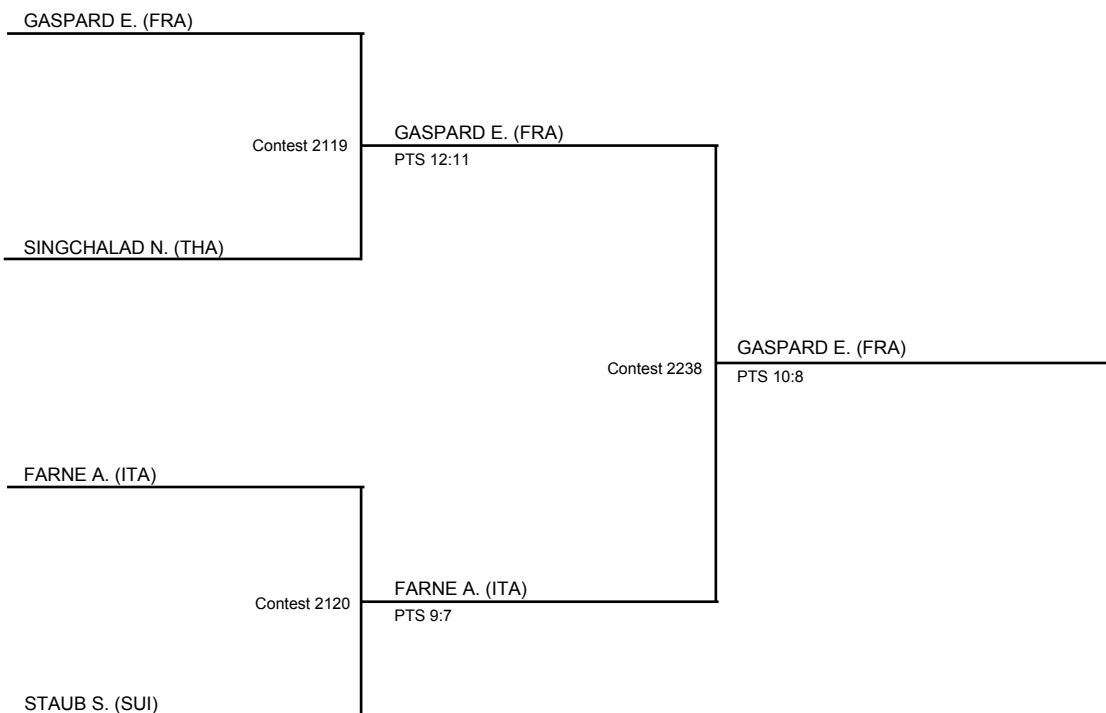
As of MON 11 AUG 2025

Semifinals

Finals

MEDALLISTS

Gold GASPARD E. (FRA)
Silver FARNE A. (ITA)
Bronze SINGCHALAD N. (THA)





Medallists

Medal	Name	NOC
GOLD	GASPARD Estelle	FRA - FRANCE
SILVER	FARNE Antonella	ITA - ITALY
BRONZE	SINGCHALAD Nuchanat	THA - THAILAND



Results

As of MON 11 AUG 2025

Bout number #2232

SINGCHALAD Nuchanat (THA) 6 - 2 STAUB Sina (SUI)

Win by Points

Winner	Name	NOC Code	Ippon 1	Ippon 2	Ippon 3	Waza-ari	Shido	Chui	Hansoku Make	Result
X	SINGCHALAD Nuchanat	THA	1			4	0	0	0	6
	STAUB Sina	SUI	1				0	0	0	2



Results

As of MON 11 AUG 2025

Bout number #2238

GASPARD Estelle (FRA) 10 - 8 FARNE Antonella (ITA)

Win by Points

Winner	Name	NOC Code	Ippon 1	Ippon 2	Ippon 3	Waza-ari	Shido	Chui	Hansoku Make	Result
X	GASPARD Estelle	FRA	4			2	0	0	0	10
	FARNE Antonella	ITA	2	1		2	1	0	0	8



Results

As of MON 11 AUG 2025

Bout number #2119

GASPARD Estelle (FRA) 12 - 11 SINGCHALAD Nuchanat (THA)

Win by Points

Winner	Name	NOC Code	Ippon 1	Ippon 2	Ippon 3	Waza-ari	Shido	Chui	Hansoku Make	Result
X	GASPARD Estelle	FRA	3			6	2	0	0	12
	SINGCHALAD Nuchanat	THA	2		1	4	2	0	0	11



Results

As of MON 11 AUG 2025

Bout number #2120

FARNE Antonella (ITA) 9 - 7 STAUB Sina (SUI)

Win by Points

Winner	Name	NOC Code	Ippon 1	Ippon 2	Ippon 3	Waza-ari	Shido	Chui	Hansoku Make	Result
X	FARNE Antonella	ITA	3	1		1	1	0	0	9
	STAUB Sina	SUI	1			5	0	0	0	7



Results

As of MON 11 AUG 2025

Elimination Round - Pool B

Rank	NOC Code	Name	ITA	THA	TPE		Bouts	W	L	Points	Total	
1	ITA	FARNE Antonella	-	10:4	50:0		2	2	0	6	60:4	Q
2	THA	SINGCHALAD Nuchanat	4:10	-	50:0		2	1	1	3	54:10	Q
3	TPE	WU Yu-ting	0:50	0:50	-		2	0	2	0	0:100	

Legend:

W Bouts won

L: Bouts lost

Q: Qualified



Results

As of MON 11 AUG 2025

Bout number #2102

SINGCHALAD Nuchanat (THA) 50 - 0 WU Yu-ting (TPE)

Win by Disqualification

Winner	Name	NOC Code	Ippon 1	Ippon 2	Ippon 3	Waza-ari	Shido	Chui	Hansoku Make	Result
X	SINGCHALAD Nuchanat	THA				50	1	0	0	50
	WU Yu-ting	TPE					2	1	1	0



Results

As of MON 11 AUG 2025

Bout number #2108

SINGCHALAD Nuchanat (THA) 4 - 10 FARNE Antonella (ITA)

Win by Points

Winner	Name	NOC Code	Ippon 1	Ippon 2	Ippon 3	Waza-ari	Shido	Chui	Hansoku Make	Result
	SINGCHALAD Nuchanat	THA				4	2	0	0	4
X	FARNE Antonella	ITA	3			4	2	0	0	10



Results

As of MON 11 AUG 2025

Bout number #2114

WU Yu-ting (TPE) 0 - 50 FARNE Antonella (ITA)

Win by Disqualification

Winner	Name	NOC Code	Ippon 1	Ippon 2	Ippon 3	Waza-ari	Shido	Chui	Hansoku Make	Result
	WU Yu-ting	TPE					1	1	1	0
X	FARNE Antonella	ITA				50	1	0	0	50



Results

As of MON 11 AUG 2025

Elimination Round - Pool A

Rank	NOC Code	Name	FRA	SUI	GRE		Bouts	W	L	Points	Total	
1	FRA	GASPARD Estelle	-	15:12	50:0		2	2	0	6	65:12	Q
2	SUI	STAUB Sina	12:15	-	15:14		2	1	1	3	27:29	Q
3	GRE	EFTHYMIU Ioanna	0:50	14:15	-		2	0	2	0	14:65	

Legend:

W Bouts won

L: Bouts lost

Q: Qualified



Results

As of MON 11 AUG 2025

Bout number #2101

GASPARD Estelle (FRA) 15 - 12 STAUB Sina (SUI)

Win by Points

Winner	Name	NOC Code	Ippon 1	Ippon 2	Ippon 3	Waza-ari	Shido	Chui	Hansoku Make	Result
X	GASPARD Estelle	FRA	5			5	1	0	0	15
	STAUB Sina	SUI	4			4	1	1	0	12



Results

As of MON 11 AUG 2025

Bout number #2107

GASPARD Estelle (FRA) 50 - 0 EFTHYMIOU Ioanna (GRE)

Win by Full Ippon

Winner	Name	NOC Code	Ippon 1	Ippon 2	Ippon 3	Waza-ari	Shido	Chui	Hansoku Make	Result
X	GASPARD Estelle	FRA				50	0	0	0	50
	EFTHYMIOU Ioanna	GRE					0	0	0	0



Results

As of MON 11 AUG 2025

Bout number #2113

STAUB Sina (SUI) 15 - 14 EFTHYMIOU Ioanna (GRE)

Win by Points

Winner	Name	NOC Code	Ippon 1	Ippon 2	Ippon 3	Waza-ari	Shido	Chui	Hansoku Make	Result
X	STAUB Sina	SUI	5			5	2	0	0	15
	EFTHYMIOU Ioanna	GRE	6			2	1	0	0	14



TWG
2025
CHENGDU



JU-JITSU

Women's -57kg Fighting



Entry List by Event

As of SAT 9 AUG 2025

NOC	Name	Event	Date of Birth
DEN - DENMARK	DAHL Rebekka	Womens -57kg Fighting	20 AUG 1996
FRA - FRANCE	BONNET Betty	Womens -57kg Fighting	10 DEC 1998
GER - GERMANY	BUSCHER Sophie	Womens -57kg Fighting	08 AUG 2001
NED - NETHERLANDS	BOGERS Genevieve	Womens -57kg Fighting	02 JUN 1997
PAN - PANAMA	AROSEMENA Yacqueline	Womens -57kg Fighting	17 SEP 1990
SWE - SWEDEN	MATTSSON Klara	Womens -57kg Fighting	21 SEP 1997



Brackets

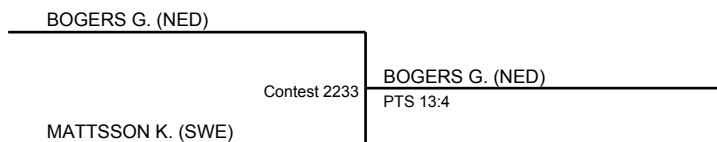
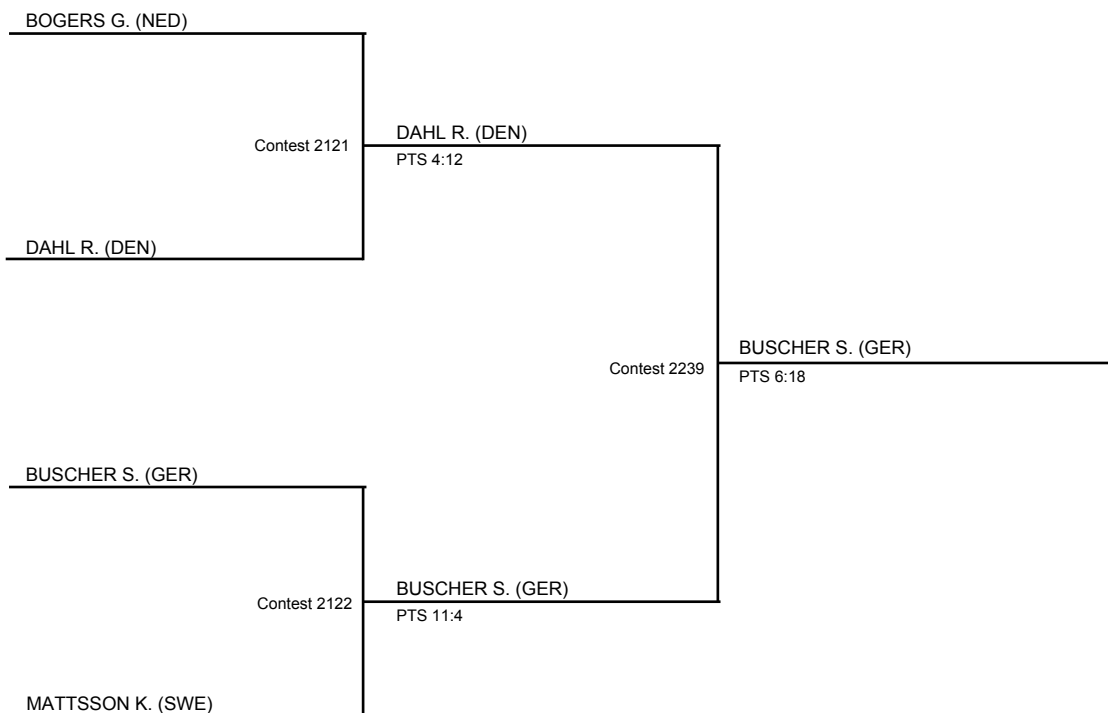
As of MON 11 AUG 2025

Semifinals

Finals

MEDALLISTS

Gold	BUSCHER S. (GER)
Silver	DAHL R. (DEN)
Bronze	BOGERS G. (NED)





Medallists

Medal	Name	NOC
GOLD	BUSCHER Sophie	GER - GERMANY
SILVER	DAHL Rebekka	DEN - DENMARK
BRONZE	BOGERS Genevieve	NED - NETHERLANDS



Results

As of MON 11 AUG 2025

Bout number #2233

BOGERS Genevieve (NED) 13 - 4 MATTSSON Klara (SWE)

Win by Points

Winner	Name	NOC Code	Ippon 1	Ippon 2	Ippon 3	Waza-ari	Shido	Chui	Hansoku Make	Result
X	BOGERS Genevieve	NED	5			3	1	0	0	13
	MATTSSON Klara	SWE	1			2	2	0	0	4



Results

As of MON 11 AUG 2025

Bout number #2239

DAHL Rebekka (DEN) 6 - 18 BUSCHER Sophie (GER)

Win by Points

Winner	Name	NOC Code	Ippon 1	Ippon 2	Ippon 3	Waza-ari	Shido	Chui	Hansoku Make	Result
	DAHL Rebekka	DEN				6	1	1	0	6
X	BUSCHER Sophie	GER	6			6	2	0	0	18



Results

As of MON 11 AUG 2025

Bout number #2121

BOGERS Genevieve (NED) 4 - 12 DAHL Rebekka (DEN)

Win by Points

Winner	Name	NOC Code	Ippon 1	Ippon 2	Ippon 3	Waza-ari	Shido	Chui	Hansoku Make	Result
	BOGERS Genevieve	NED	1			2	2	0	0	4
X	DAHL Rebekka	DEN	5			2	2	0	0	12



Results

As of MON 11 AUG 2025

Bout number #2122

BUSCHER Sophie (GER) 11 - 4 MATTSSON Klara (SWE)

Win by Points

Winner	Name	NOC Code	Ippon 1	Ippon 2	Ippon 3	Waza-ari	Shido	Chui	Hansoku Make	Result
X	BUSCHER Sophie	GER	4			3	0	0	0	11
	MATTSSON Klara	SWE	2				1	0	0	4



Results

As of MON 11 AUG 2025

Elimination Round - Pool B

Rank	NOC Code	Name	GER	DEN	PAN		Bouts	W	L	Points	Total	
1	GER	BUSCHER Sophie	-	20:18	50:0		2	2	0	6	70:18	Q
2	DEN	DAHL Rebekka	18:20	-	50:0		2	1	1	3	68:20	Q
3	PAN	AROSEMENA Yacqueline	0:50	0:50	-		2	0	2	0	0:100	

Legend:

W Bouts won

L: Bouts lost

Q: Qualified



Results

As of MON 11 AUG 2025

Bout number #2104

BUSCHER Sophie (GER) 50 - 0 AROSEMENA Yacqueline (PAN)

Win by Full Ippon

Winner	Name	NOC Code	Ippon 1	Ippon 2	Ippon 3	Waza-ari	Shido	Chui	Hansoku Make	Result
X	BUSCHER Sophie	GER				50	0	0	0	50
	AROSEMENA Yacqueline	PAN					0	0	0	0



Results

As of MON 11 AUG 2025

Bout number #2110

BUSCHER Sophie (GER) 20 - 18 DAHL Rebekka (DEN)

Win by Points

Winner	Name	NOC Code	Ippon 1	Ippon 2	Ippon 3	Waza-ari	Shido	Chui	Hansoku Make	Result
X	BUSCHER Sophie	GER	4		1	10	2	1	0	20
	DAHL Rebekka	DEN	5			8	2	1	0	18



Results

As of MON 11 AUG 2025

Bout number #2116

AROSEMENA Jacqueline (PAN) 0 - 50 DAHL Rebekka (DEN)

Win by Disqualification

Winner	Name	NOC Code	Ippon 1	Ippon 2	Ippon 3	Waza-ari	Shido	Chui	Hansoku Make	Result
	AROSEMENA Jacqueline	PAN					2	1	1	0
X	DAHL Rebekka	DEN				50	2	0	0	50



Results

As of MON 11 AUG 2025

Elimination Round - Pool A

Rank	NOC Code	Name	NED	SWE	FRA		Bouts	W	L	Points	Total	
1	NED	BOGERS Genevieve	-	18:9	16:4		2	2	0	6	34:13	Q
2	SWE	MATTSSON Klara	9:18	-	50:0		2	1	1	3	59:18	Q
3	FRA	BONNET Betty	4:16	0:50	-		2	0	2	0	4:66	

Legend:

W Bouts won

L: Bouts lost

Q: Qualified



Results

As of MON 11 AUG 2025

Bout number #2103

BOGERS Genevieve (NED) 16 - 4 BONNET Betty (FRA)

Win by Points

Winner	Name	NOC Code	Ippon 1	Ippon 2	Ippon 3	Waza-ari	Shido	Chui	Hansoku Make	Result
X	BOGERS Genevieve	NED	5		1	3	1	0	0	16
	BONNET Betty	FRA	1			2	1	0	0	4



Results

As of MON 11 AUG 2025

Bout number #2109

BOGERS Genevieve (NED) 18 - 9 MATTSSON Klara (SWE)

Win by Points

Winner	Name	NOC Code	Ippon 1	Ippon 2	Ippon 3	Waza-ari	Shido	Chui	Hansoku Make	Result
X	BOGERS Genevieve	NED	6		1	3	2	0	0	18
	MATTSSON Klara	SWE	3			3	1	0	0	9



Results

As of MON 11 AUG 2025

Bout number #2115

BONNET Betty (FRA) 0 - 50 MATTSSON Klara (SWE)

Win by Full Ippon

Winner	Name	NOC Code	Ippon 1	Ippon 2	Ippon 3	Waza-ari	Shido	Chui	Hansoku Make	Result
	BONNET Betty	FRA					0	0	0	0
X	MATTSSON Klara	SWE				50	0	0	0	50



TWG
2025
CHENGDU



JU-JITSU

Women's -63kg Fighting



Entry List by Event

As of SAT 9 AUG 2025

NOC	Name	Event	Date of Birth
AUT - AUSTRIA	FUHRMANN Lisa	Womens -63kg Fighting	10 FEB 2002
BRA - BRAZIL	DE JESUS FERREIRA SANTOS Geovanna	Womens -63kg Fighting	10 JUN 2004
DEN - DENMARK	TANZER Liva	Womens -63kg Fighting	02 NOV 1998
GER - GERMANY	FREUDENBERGER Franziska	Womens -63kg Fighting	07 OCT 1994
ITA - ITALY	FIORELLI Chiara	Womens -63kg Fighting	27 FEB 2001
THA - THAILAND	SENATHAM Orapa	Womens -63kg Fighting	03 MAI 1992



Brackets

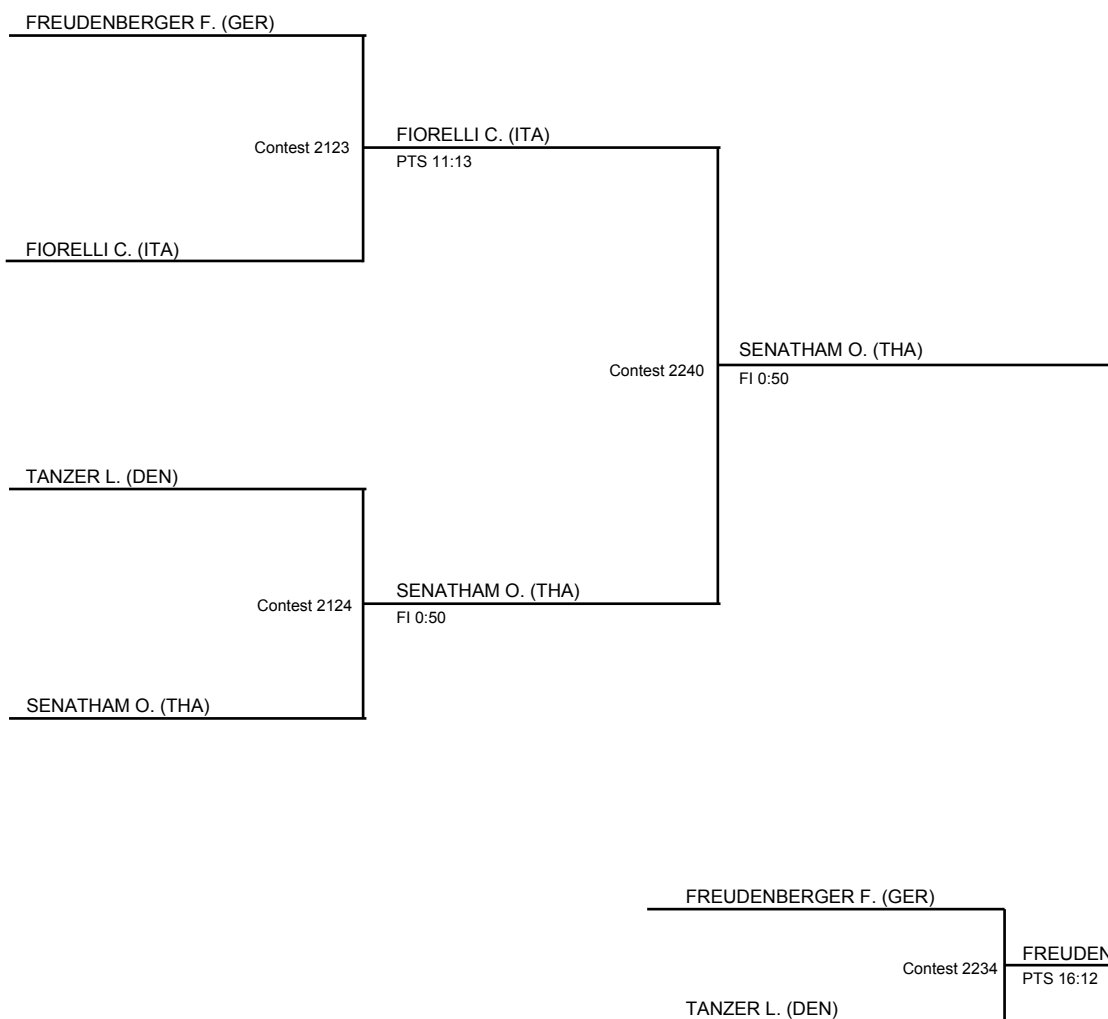
As of MON 11 AUG 2025

Semifinals

Finals

MEDALLISTS

Gold	SENATHAM O. (THA)
Silver	FIORELLI C. (ITA)
Bronze	FREUDENBERGER F. (GER)





Medallists

Medal	Name	NOC
GOLD	SENATHAM Orapa	THA - THAILAND
SILVER	FIORELLI Chiara	ITA - ITALY
BRONZE	FREUDENBERGER Franziska	GER - GERMANY



Results

As of MON 11 AUG 2025

Bout number #2234

FREUDENBERGER Franziska (GER) 16 - 12 TANZER Liva (DEN)

Win by Points

Winner	Name	NOC Code	Ippon 1	Ippon 2	Ippon 3	Waza-ari	Shido	Chui	Hansoku Make	Result
X	FREUDENBERGER Franziska	GER	3	1		8	1	0	0	16
	TANZER Liva	DEN	5			2	1	1	0	12



Results

As of MON 11 AUG 2025

Bout number #2240

FIORELLI Chiara (ITA) 0 - 50 SENATHAM Orapa (THA)

Win by Full Ippon

Winner	Name	NOC Code	Ippon 1	Ippon 2	Ippon 3	Waza-ari	Shido	Chui	Hansoku Make	Result
	FIORELLI Chiara	ITA					0	0	0	0
X	SENATHAM Orapa	THA				50	0	0	0	50



Results

As of MON 11 AUG 2025

Bout number #2123

FREUDENBERGER Franziska (GER) 13 - 16 FIORELLI Chiara (ITA)

Win by Points

Winner	Name	NOC Code	Ippon 1	Ippon 2	Ippon 3	Waza-ari	Shido	Chui	Hansoku Make	Result
	FREUDENBERGER Franziska	GER	4				2	0	0	13
X	FIORELLI Chiara	ITA	5	1		2	2	1	0	16



Results

As of MON 11 AUG 2025

Bout number #2124

TANZER Liva (DEN) 0 - 50 SENATHAM Orapa (THA)

Win by Full Ippon

Winner	Name	NOC Code	Ippon 1	Ippon 2	Ippon 3	Waza-ari	Shido	Chui	Hansoku Make	Result
	TANZER Liva	DEN					2	0	0	0
X	SENATHAM Orapa	THA				50	1	0	0	50



Results

As of MON 11 AUG 2025

Elimination Round - Pool B

Rank	NOC Code	Name	DEN	ITA	AUT		Bouts	W	L	Points	Total	
1	DEN	TANZER Liva	-	14:8	14:6		2	2	0	6	28:14	Q
2	ITA	FIORELLI Chiara	8:14	-	15:12		2	1	1	3	23:26	Q
3	AUT	FUHRMANN Lisa	6:14	12:15	-		2	0	2	0	18:29	

Legend:

W Bouts won

L: Bouts lost

Q: Qualified



Results

As of MON 11 AUG 2025

Bout number #2106

TANZER Liva (DEN) 14 - 8 FIORELLI Chiara (ITA)

Win by Points

Winner	Name	NOC Code	Ippon 1	Ippon 2	Ippon 3	Waza-ari	Shido	Chui	Hansoku Make	Result
X	TANZER Liva	DEN	6	1			0	0	0	14
	FIORELLI Chiara	ITA	4				0	0	0	8



Results

As of MON 11 AUG 2025

Bout number #2112

TANZER Liva (DEN) 14 - 6 FUHRMANN Lisa (AUT)

Win by Points

Winner	Name	NOC Code	Ippon 1	Ippon 2	Ippon 3	Waza-ari	Shido	Chui	Hansoku Make	Result
X	TANZER Liva	DEN	3		2	3	0	0	0	14
	FUHRMANN Lisa	AUT	3				0	0	0	6



Results

As of MON 11 AUG 2025

Bout number #2118

FIORELLI Chiara (ITA) 15 - 12 FUHRMANN Lisa (AUT)

Win by Points

Winner	Name	NOC Code	Ippon 1	Ippon 2	Ippon 3	Waza-ari	Shido	Chui	Hansoku Make	Result
X	FIORELLI Chiara	ITA	5		1	2	1	0	0	15
	FUHRMANN Lisa	AUT	4			4	0	0	0	12



Results

As of MON 11 AUG 2025

Elimination Round - Pool A

Rank	NOC Code	Name	GER	THA	BRA		Bouts	W	L	Points	Total	
1	GER	FREUDENBERGER Franziska	-	15:5	50:0		2	2	0	6	65:5	Q
2	THA	SENATHAM Orapa	5:15	-	50:0		2	1	1	3	55:15	Q
3	BRA	DE JESUS FERREIRA Geovanna	0:50	0:50	-		2	0	2	0	0:100	

Legend:

W Bouts won

L: Bouts lost

Q: Qualified



Results

As of MON 11 AUG 2025

Bout number #2105

SENATHAM Orapa (THA) 50 - 0 DE JESUS FERREIRA SANTOS Geovanna (BRA)

Win by Full Ippon

Winner	Name	NOC Code	Ippon 1	Ippon 2	Ippon 3	Waza-ari	Shido	Chui	Hansoku Make	Result
X	SENATHAM Orapa	THA				50	0	0	0	50
	DE JESUS FERREIRA SANTOS Geovanna	BRA					1	0	0	0



Results

As of MON 11 AUG 2025

Bout number #2111

SENATHAM Orapa (THA) 5 - 15 FREUDENBERGER Franziska (GER)

Win by Points

Winner	Name	NOC Code	Ippon 1	Ippon 2	Ippon 3	Waza-ari	Shido	Chui	Hansoku Make	Result
	SENATHAM Orapa	THA		1		3	1	0	0	5
X	FREUDENBERGER Franziska	GER	7			1	2	0	0	15



Results

As of MON 11 AUG 2025

Bout number #2117

DE JESUS FERREIRA SANTOS Geovanna (BRA) 0 - 50 FREUDENBERGER Franziska (GER)

Win by Kiken Kachi

Winner	Name	NOC Code	Ippon 1	Ippon 2	Ippon 3	Waza-ari	Shido	Chui	Hansoku Make	Result
	DE JESUS FERREIRA SANTOS Geovanna	BRA					1	0	0	0
X	FREUDENBERGER Franziska	GER				50	0	0	0	50



TWG
2025
CHENGDU



JU-JITSU

Women's -52kg Ne-Waza



Entry List by Event

As of SAT 9 AUG 2025

NOC	Name	Event	Date of Birth
COL - COLOMBIA	CRUZ Adriana	Womens -52kg Ne-Waza	20 JAN 1998
GER - GERMANY	BRODSKI Irina	Womens -52kg Ne-Waza	09 AUG 1985
ISR - ISRAEL	ARONOV Pnina	Womens -52kg Ne-Waza	28 AUG 1999
KOR - REPUBLIC OF KOREA	IM Eon Ju	Womens -52kg Ne-Waza	13 AUG 1996
PHI - PHILIPPINES	NAPOLIS Jenna	Womens -52kg Ne-Waza	24 AUG 1996
UAE - UNITED ARAB EMIRATES	ALHOSANI Asma	Womens -52kg Ne-Waza	29 OCT 2002



Brackets

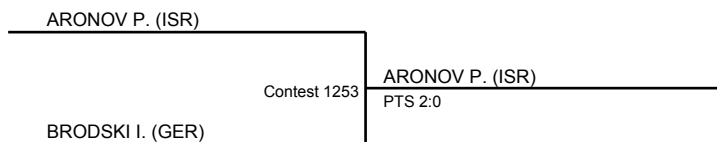
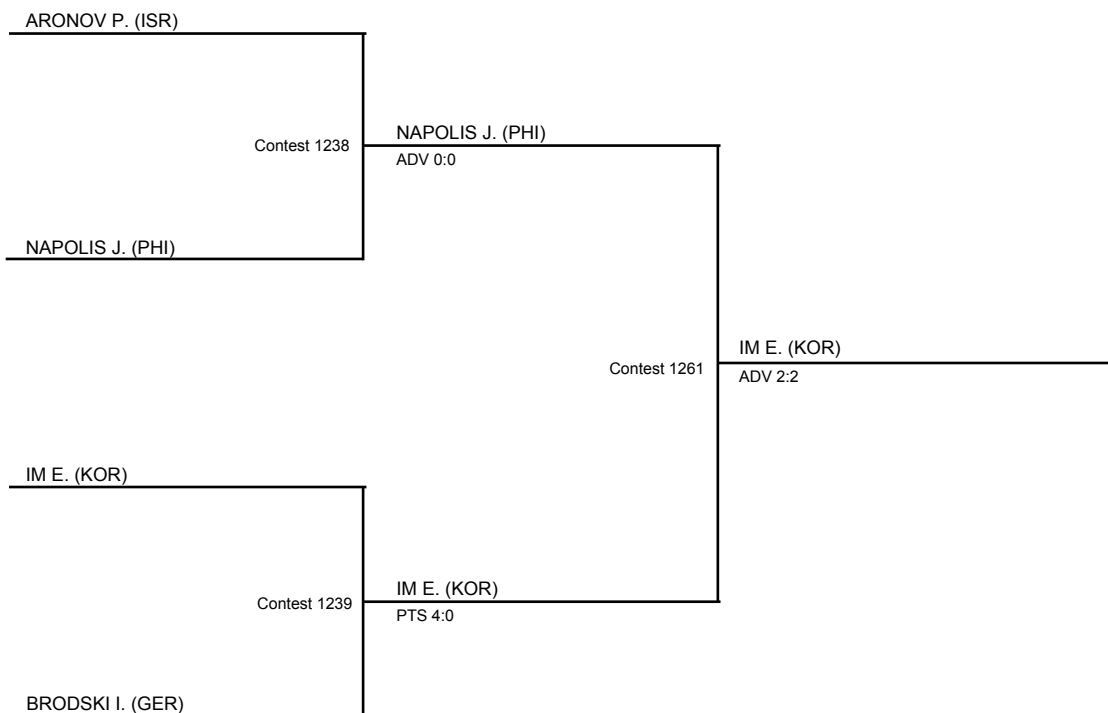
As of SUN 10 AUG 2025

Semifinals

Finals

MEDALLISTS

Gold	IM E. (KOR)
Silver	NAPOLIS J. (PHI)
Bronze	ARONOV P. (ISR)





Medallists

Medal	Name	NOC
GOLD	IM Eon Ju	KOR - REPUBLIC OF KOREA
SILVER	NAPOLIS Jenna	PHI - PHILIPPINES
BRONZE	ARONOV Pnina	ISR - ISRAEL



Results

As of SUN 10 AUG 2025

Bout number #1253

ARONOV Pnina (ISR) 2 - 0 BRODSKI Irina (GER)

Win by Points

Winner	Name	NOC Code	2 Points	3 Points	4 Points	Advantage	Penalties	Result
X	ARONOV Pnina	ISR	1			2	0	2
	BRODSKI Irina	GER				0	0	0



Results

As of SUN 10 AUG 2025

Bout number #1261

NAPOLIS Jenna (PHI) 2 - 2 IM Eon Ju (KOR)

Win by Advantages

Winner	Name	NOC Code	2 Points	3 Points	4 Points	Advantage	Penalties	Result
	NAPOLIS Jenna	PHI	1			0	0	2
X	IM Eon Ju	KOR	1			1	0	2



Results

As of SUN 10 AUG 2025

Bout number #1238

ARONOV Pnina (ISR) 0 - 0 NAPOLIS Jenna (PHI)

Win by Advantages

Winner	Name	NOC Code	2 Points	3 Points	4 Points	Advantage	Penalties	Result
	ARONOV Pnina	ISR				3	0	0
X	NAPOLIS Jenna	PHI				4	0	0



Results

As of SUN 10 AUG 2025

Bout number #1239

IM Eon Ju (KOR) 4 - 0 BRODSKI Irina (GER)

Win by Points

Winner	Name	NOC Code	2 Points	3 Points	4 Points	Advantage	Penalties	Result
X	IM Eon Ju	KOR			1	3	0	4
	BRODSKI Irina	GER				0	0	0



Results

As of SUN 10 AUG 2025

Elimination Round - Pool B

Rank	NOC Code	Name	KOR	PHI	UAE		Bouts	W	L	Points	Total	
1	KOR	IM Eon	-	0:0	2:2		2	2	0	6	2:2	Q
2	PHI	NAPOLIS Jenna	0:0	-	0:0		2	1	1	3	0:0	Q
3	UAE	ALHOSANI Asma	2:2	0:0	-		2	0	2	0	2:2	

Legend:

W Bouts won

L: Bouts lost

Q: Qualified



Results

As of SUN 10 AUG 2025

Bout number #1202

NAPOLIS Jenna (PHI) 0 - 0 ALHOSANI Asma (UAE)

Win by Advantages

Winner	Name	NOC Code	2 Points	3 Points	4 Points	Advantage	Penalties	Result
X	NAPOLIS Jenna	PHI				3	2	0
	ALHOSANI Asma	UAE				2	2	0



Results

As of SUN 10 AUG 2025

Bout number #1208

NAPOLIS Jenna (PHI) 0 - 0 IM Eon Ju (KOR)

Win by Advantages

Winner	Name	NOC Code	2 Points	3 Points	4 Points	Advantage	Penalties	Result
	NAPOLIS Jenna	PHI				0	0	0
X	IM Eon Ju	KOR				1	0	0



Results

As of SUN 10 AUG 2025

Bout number #1214

ALHOSANI Asma (UAE) 2 - 2 IM Eon Ju (KOR)

Win by Advantages

Winner	Name	NOC Code	2 Points	3 Points	4 Points	Advantage	Penalties	Result
	ALHOSANI Asma	UAE	1			0	0	2
X	IM Eon Ju	KOR	1			1	0	2



Results

As of SUN 10 AUG 2025

Elimination Round - Pool A

Rank	NOC Code	Name	ISR	GER	COL		Bouts	W	L	Points	Total	
1	ISR	ARONOV Pnina	-	2:0	2:0		2	2	0	6	4:0	Q
2	GER	BRODSKI Irina	0:2	-	6:0		2	1	1	3	6:2	Q
3	COL	CRUZ Adriana	0:2	0:6	-		2	0	2	0	0:8	

Legend:

W Bouts won

L: Bouts lost

Q: Qualified



Results

As of SUN 10 AUG 2025

Bout number #1201

ARONOV Pnina (ISR) 2 - 0 BRODSKI Irina (GER)

Win by Points

Winner	Name	NOC Code	2 Points	3 Points	4 Points	Advantage	Penalties	Result
X	ARONOV Pnina	ISR	1			1	0	2
	BRODSKI Irina	GER				1	0	0



Results

As of SUN 10 AUG 2025

Bout number #1207

ARONOV Pnina (ISR) 2 - 0 CRUZ Adriana (COL)

Win by Points

Winner	Name	NOC Code	2 Points	3 Points	4 Points	Advantage	Penalties	Result
X	ARONOV Pnina	ISR	1			3	0	2
	CRUZ Adriana	COL				0	1	0



Results

As of SUN 10 AUG 2025

Bout number #1213

BRODSKI Irina (GER) 6 - 0 **CRUZ Adriana (COL)**

Win by Points

Winner	Name	NOC Code	2 Points	3 Points	4 Points	Advantage	Penalties	Result
X	BRODSKI Irina	GER	1		1	1	0	6
	CRUZ Adriana	COL				0	0	0



JU-JITSU

Women's -57kg Ne-Waza



Entry List by Event

As of SAT 9 AUG 2025

NOC	Name	Event	Date of Birth
CAN - CANADA	MARCEAU Felicia	Womens -57kg Ne-Waza	01 JUL 1994
HUN - HUNGARY	TOTH Alexa	Womens -57kg Ne-Waza	10 SEP 2004
MGL - MONGOLIA	GANBAATAR Mongoljin	Womens -57kg Ne-Waza	09 DEC 1998
PHI - PHILIPPINES	RAMIREZ Annie	Womens -57kg Ne-Waza	25 NOV 1990
SWE - SWEDEN	SCHOLIN Astrid	Womens -57kg Ne-Waza	11 JAN 2001
UAE - UNITED ARAB EMIRATES	ALMERI Shamsa	Womens -57kg Ne-Waza	29 SEP 2003



Brackets

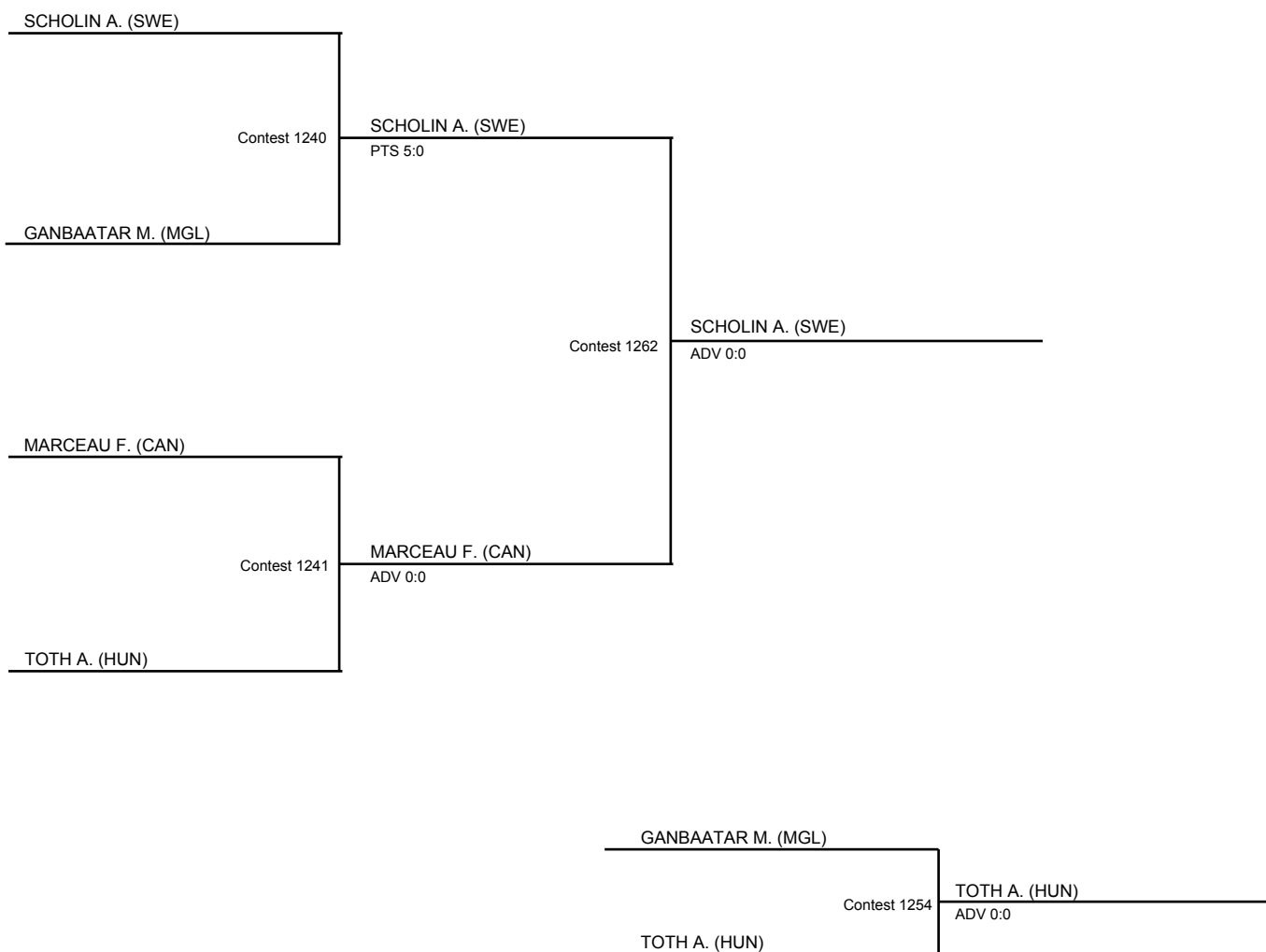
As of SUN 10 AUG 2025

Semifinals

Finals

MEDALLISTS

Gold	SCHOLIN A. (SWE)
Silver	MARCEAU F. (CAN)
Bronze	TOTH A. (HUN)



**Medallists**

Medal	Name	NOC
GOLD	SCHOLIN Astrid	SWE - SWEDEN
SILVER	MARCEAU Felicia	CAN - CANADA
BRONZE	TOTH Alexa	HUN - HUNGARY



Results

As of SUN 10 AUG 2025

Bout number #1254

GANBAATAR Mongoljin (MGL) 0 - 0 TOTH Alexa (HUN)

Win by Advantages

Winner	Name	NOC Code	2 Points	3 Points	4 Points	Advantage	Penalties	Result
	GANBAATAR Mongoljin	MGL				1	0	0
X	TOTH Alexa	HUN				2	0	0



Results

As of SUN 10 AUG 2025

Bout number #1262

SCHOLIN Astrid (SWE) 0 - 0 MARCEAU Felicia (CAN)

Win by Advantages

Winner	Name	NOC Code	2 Points	3 Points	4 Points	Advantage	Penalties	Result
X	SCHOLIN Astrid	SWE				1	0	0
	MARCEAU Felicia	CAN				0	0	0



Results

As of SUN 10 AUG 2025

Bout number #1240

SCHOLIN Astrid (SWE) 5 - 0 GANBAATAR Mongoljin (MGL)

Win by Points

Winner	Name	NOC Code	2 Points	3 Points	4 Points	Advantage	Penalties	Result
X	SCHOLIN Astrid	SWE	1	1		1	0	5
	GANBAATAR Mongoljin	MGL				1	0	0



Results

As of SUN 10 AUG 2025

Bout number #1241

MARCEAU Felicia (CAN) 0 - 0 TOTH Alexa (HUN)

Win by Advantages

Winner	Name	NOC Code	2 Points	3 Points	4 Points	Advantage	Penalties	Result
X	MARCEAU Felicia	CAN				1	0	0
	TOTH Alexa	HUN				0	0	0



Results

As of SUN 10 AUG 2025

Elimination Round - Pool B

Rank	NOC Code	Name	CAN	MGL	PHI		Bouts	W	L	Points	Total	
1	CAN	MARCEAU Felicia	-	0:0	2:0		2	2	0	6	2:0	Q
2	MGL	GANBAATAR Mongoljin	0:0	-	0:0		2	1	1	3	0:0	Q
3	PHI	RAMIREZ Annie	0:2	0:0	-		2	0	2	0	0:2	

Legend:

W Bouts won

L: Bouts lost

Q: Qualified



Results

As of SUN 10 AUG 2025

Bout number #1204

GANBAATAR Mongoljin (MGL) 0 - 0 RAMIREZ Annie (PHI)

Win by Advantages

Winner	Name	NOC Code	2 Points	3 Points	4 Points	Advantage	Penalties	Result
X	GANBAATAR Mongoljin	MGL				2	0	0
	RAMIREZ Annie	PHI				0	0	0



Results

As of SUN 10 AUG 2025

Bout number #1210

GANBAATAR Mongoljin (MGL) 0 - 0 MARCEAU Felicia (CAN)

Win by Advantages

Winner	Name	NOC Code	2 Points	3 Points	4 Points	Advantage	Penalties	Result
	GANBAATAR Mongoljin	MGL				0	0	0
X	MARCEAU Felicia	CAN				1	0	0



Results

As of SUN 10 AUG 2025

Bout number #1216

RAMIREZ Annie (PHI) 0 - 2 MARCEAU Felicia (CAN)

Win by Points

Winner	Name	NOC Code	2 Points	3 Points	4 Points	Advantage	Penalties	Result
	RAMIREZ Annie	PHI				3	0	0
X	MARCEAU Felicia	CAN	1			0	0	2



Results

As of SUN 10 AUG 2025

Elimination Round - Pool A

Rank	NOC Code	Name	SWE	HUN	UAE		Bouts	W	L	Points	Total	
1	SWE	SCHOLIN Astrid	-	2:0	50:0		2	2	0	6	52:0	Q
2	HUN	TOTH Alexa	0:2	-	0:0		2	1	1	3	0:2	Q
3	UAE	ALMERI Shamsa	0:50	0:0	-		2	0	2	0	0:50	

Legend:

W Bouts won

L: Bouts lost

Q: Qualified



Results

As of SUN 10 AUG 2025

Bout number #1203

TOTH Alexa (HUN) 0 - 2 SCHOLIN Astrid (SWE)

Win by Points

Winner	Name	NOC Code	2 Points	3 Points	4 Points	Advantage	Penalties	Result
	TOTH Alexa	HUN				0	0	0
X	SCHOLIN Astrid	SWE	1			2	0	2



Results

As of SUN 10 AUG 2025

Bout number #1209

TOTH Alexa (HUN) 0 - 0 ALMERI Shamsa (UAE)

Win by Advantages

Winner	Name	NOC Code	2 Points	3 Points	4 Points	Advantage	Penalties	Result
X	TOTH Alexa	HUN				2	0	0
	ALMERI Shamsa	UAE				0	0	0



Results

As of SUN 10 AUG 2025

Bout number #1215

SCHOLIN Astrid (SWE) 50 - 0 ALMERI Shamsa (UAE)

Win by Submission

Winner	Name	NOC Code	2 Points	3 Points	4 Points	Advantage	Penalties	Result
X	SCHOLIN Astrid	SWE	1	1		1	2	50
	ALMERI Shamsa	UAE	1			1	2	0



TWG
2025
CHENGDU



JU-JITSU

Women's -63kg Ne-Waza



Entry List by Event

As of SAT 9 AUG 2025

NOC	Name	Event	Date of Birth
FRA - FRANCE	FAURE Stephanie	Womens -63kg Ne-Waza	23 OCT 1990
HUN - HUNGARY	TOROS Tamara	Womens -63kg Ne-Waza	22 OCT 2004
ISR - ISRAEL	ROSENFELD Meshi	Womens -63kg Ne-Waza	30 APR 2000
KOR - REPUBLIC OF KOREA	SUNG Ki Ra	Womens -63kg Ne-Waza	29 JAN 1997
SUI - SWITZERLAND	VINTALAS Anais	Womens -63kg Ne-Waza	26 SEP 1993
UAE - UNITED ARAB EMIRATES	ALKALBANI Shamma	Womens -63kg Ne-Waza	10 APR 2003



Brackets

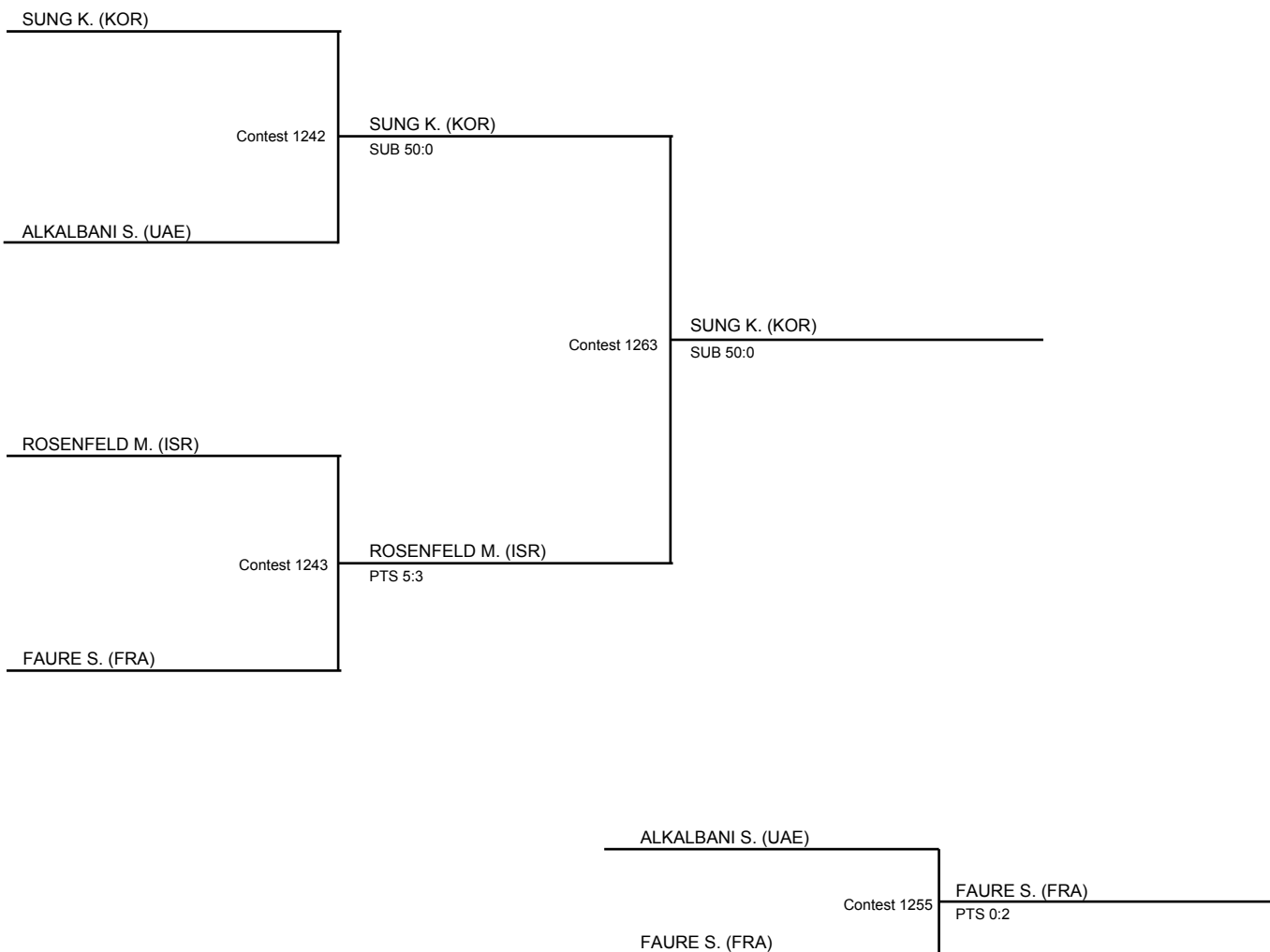
As of SUN 10 AUG 2025

Semifinals

Finals

MEDALLISTS

Gold SUNG K. (KOR)
Silver ROSENFELD M. (ISR)
Bronze FAURE S. (FRA)





Medallists

Medal	Name	NOC
GOLD	SUNG Ki Ra	KOR - REPUBLIC OF KOREA
SILVER	ROSENFELD Meshi	ISR - ISRAEL
BRONZE	FAURE Stephanie	FRA - FRANCE



Results

As of SUN 10 AUG 2025

Bout number #1255

ALKALBANI Shamma (UAE) 0 - 2 FAURE Stephanie (FRA)

Win by Points

Winner	Name	NOC Code	2 Points	3 Points	4 Points	Advantage	Penalties	Result
	ALKALBANI Shamma	UAE				2	0	0
X	FAURE Stephanie	FRA	1			0	0	2



Results

As of SUN 10 AUG 2025

Bout number #1263

SUNG Ki Ra (KOR) 50 - 0 ROSENFELD Meshi (ISR)

Win by Submission

Winner	Name	NOC Code	2 Points	3 Points	4 Points	Advantage	Penalties	Result
X	SUNG Ki Ra	KOR	1			1	0	50
	ROSENFELD Meshi	ISR				0	0	0



Results

As of SUN 10 AUG 2025

Bout number #1242

SUNG Ki Ra (KOR) 50 - 0 **ALKALBANI Shamma (UAE)**

Win by Submission

Winner	Name	NOC Code	2 Points	3 Points	4 Points	Advantage	Penalties	Result
X	SUNG Ki Ra	KOR	1	1	1	1	1	50
	ALKALBANI Shamma	UAE				0	0	0



Results

As of SUN 10 AUG 2025

Bout number #1243

ROSENFELD Meshi (ISR) 5 - 3 FAURE Stephanie (FRA)

Win by Points

Winner	Name	NOC Code	2 Points	3 Points	4 Points	Advantage	Penalties	Result
X	ROSENFELD Meshi	ISR	1	1		1	0	5
	FAURE Stephanie	FRA		1		6	0	3



Results

As of SUN 10 AUG 2025

Elimination Round - Pool B

Rank	NOC Code	Name	ISR	UAE	SUI		Bouts	W	L	Points	Total	
1	ISR	ROSENFELD Meshi	-	7:0	9:0		2	2	0	6	16:0	Q
2	UAE	ALKALBANI Shamma	0:7	-	50:0		2	1	1	3	50:7	Q
3	SUI	VINTALAS Anais	0:9	0:50	-		2	0	2	0	0:59	

Legend:

W Bouts won

L: Bouts lost

Q: Qualified



Results

As of SUN 10 AUG 2025

Bout number #1206

ROSENFELD Meshi (ISR) 9 - 0 VINTALAS Anais (SUI)

Win by Points

Winner	Name	NOC Code	2 Points	3 Points	4 Points	Advantage	Penalties	Result
X	ROSENFELD Meshi	ISR	1	1	1	1	0	9
	VINTALAS Anais	SUI				0	0	0



Results

As of SUN 10 AUG 2025

Bout number #1212

ROSENFELD Meshi (ISR) 7 - 0 ALKALBANI Shamma (UAE)

Win by Points

Winner	Name	NOC Code	2 Points	3 Points	4 Points	Advantage	Penalties	Result
X	ROSENFELD Meshi	ISR		1	1	2	0	7
	ALKALBANI Shamma	UAE				1	0	0



Results

As of SUN 10 AUG 2025

Bout number #1218

VINTALAS Anais (SUI) 0 - 50 ALKALBANI Shamma (UAE)

Win by Submission

Winner	Name	NOC Code	2 Points	3 Points	4 Points	Advantage	Penalties	Result
	VINTALAS Anais	SUI				1	0	0
X	ALKALBANI Shamma	UAE				1	0	50



Results

As of SUN 10 AUG 2025

Elimination Round - Pool A

Rank	NOC Code	Name	KOR	FRA	HUN		Bouts	W	L	Points	Total	
1	KOR	SUNG Ki	-	2:2	8:0		2	1	1	3	10:2	Q
2	FRA	FAURE Stephanie	2:2	-	2:2		2	1	1	3	4:4	Q
3	HUN	TOROS Tamara	0:8	2:2	-		2	1	1	3	2:10	

Legend:

W Bouts won

L: Bouts lost

Q: Qualified



Results

As of SUN 10 AUG 2025

Bout number #1205

SUNG Ki Ra (KOR) 8 - 0 **TOROS Tamara (HUN)**

Win by Points

Winner	Name	NOC Code	2 Points	3 Points	4 Points	Advantage	Penalties	Result
X	SUNG Ki Ra	KOR	1	2		0	0	8
	TOROS Tamara	HUN				0	0	0



Results

As of SUN 10 AUG 2025

Bout number #1211

SUNG Ki Ra (KOR) 2 - 2 FAURE Stephanie (FRA)

Win by Advantages

Winner	Name	NOC Code	2 Points	3 Points	4 Points	Advantage	Penalties	Result
	SUNG Ki Ra	KOR	1			0	0	2
X	FAURE Stephanie	FRA	1			1	0	2



Results

As of SUN 10 AUG 2025

Bout number #1217

TOROS Tamara (HUN) 2 - 2 FAURE Stephanie (FRA)

Win by Advantages

Winner	Name	NOC Code	2 Points	3 Points	4 Points	Advantage	Penalties	Result
X	TOROS Tamara	HUN	1			2	0	2
	FAURE Stephanie	FRA	1			1	0	2



TWG
2025
CHENGDU



JU-JITSU

Women's Open Ne-Waza



Entry List by Event

As of SAT 9 AUG 2025

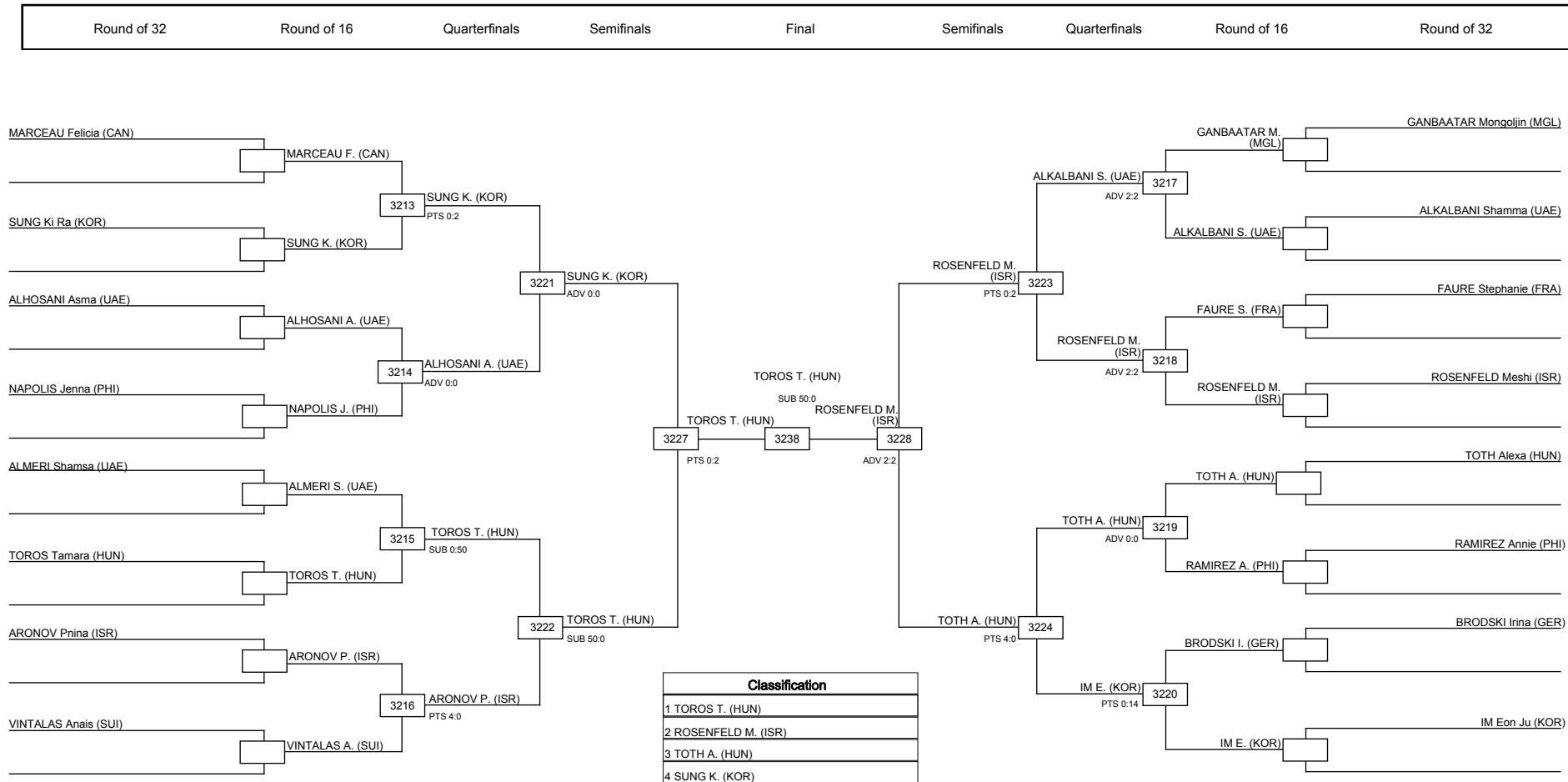
NOC	Name	Event	Date of Birth
CAN - CANADA	MARCEAU Felicia	Womens Open Ne-Waza	01 JUL 1994
COL - COLOMBIA	CRUZ Adriana	Womens Open Ne-Waza	20 JAN 1998
FRA - FRANCE	FAURE Stephanie	Womens Open Ne-Waza	23 OCT 1990
GER - GERMANY	BRODSKI Irina	Womens Open Ne-Waza	09 AUG 1985
HUN - HUNGARY	TOROS Tamara	Womens Open Ne-Waza	22 OCT 2004
	TOTH Alexa	Womens Open Ne-Waza	10 SEP 2004
ISR - ISRAEL	ARONOV Pnina	Womens Open Ne-Waza	28 AUG 1999
	ROSENFELD Meshi	Womens Open Ne-Waza	30 APR 2000
KOR - REPUBLIC OF KOREA	IM Eon Ju	Womens Open Ne-Waza	13 AUG 1996
	SUNG Ki Ra	Womens Open Ne-Waza	29 JAN 1997
MGL - MONGOLIA	GANBAATAR Mongoljin	Womens Open Ne-Waza	09 DEC 1998
PHI - PHILIPPINES	NAPOLIS Jenna	Womens Open Ne-Waza	24 AUG 1996
	RAMIREZ Annie	Womens Open Ne-Waza	25 NOV 1990
SUI - SWITZERLAND	VINTALAS Anais	Womens Open Ne-Waza	26 SEP 1993
SWE - SWEDEN	SCHOLIN Astrid	Womens Open Ne-Waza	11 JAN 2001
UAE - UNITED ARAB EMIRATES	ALHOSANI Asma	Womens Open Ne-Waza	29 OCT 2002
	ALKALBANI Shamma	Womens Open Ne-Waza	10 APR 2003
	ALMERI Shamsa	Womens Open Ne-Waza	29 SEP 2003



Brackets

As of TUE 12 AUG 2025

Contestants: 16



Timing and Results provided by Tissot

Report Created TUE 12 AUG 2025 16:59



Medallists

Medal	Name	NOC
GOLD	TOROS Tamara	HUN - HUNGARY
SILVER	ROSENFELD Meshi	ISR - ISRAEL
BRONZE	TOTH Alexa	HUN - HUNGARY



Results

As of TUE 12 AUG 2025

Bout number #3230

SUNG Ki Ra (KOR) 0 - 50 TOTH Alexa (HUN)

Win by Kiken Kachi

Winner	Name	NOC Code	2 Points	3 Points	4 Points	Advantage	Penalties	Result
	SUNG Ki Ra	KOR				0	0	0
X	TOTH Alexa	HUN				0	0	50



Results

As of TUE 12 AUG 2025

Bout number #3238

TOROS Tamara (HUN) 50 - 0 **ROSENFELD Meshi (ISR)**

Win by Submission

Winner	Name	NOC Code	2 Points	3 Points	4 Points	Advantage	Penalties	Result
X	TOROS Tamara	HUN				1	0	50
	ROSENFELD Meshi	ISR				0	0	0



Results

As of TUE 12 AUG 2025

Bout number #3227

SUNG Ki Ra (KOR) 0 - 2 TOROS Tamara (HUN)

Win by Points

Winner	Name	NOC Code	2 Points	3 Points	4 Points	Advantage	Penalties	Result
	SUNG Ki Ra	KOR				2	0	0
X	TOROS Tamara	HUN	1			2	0	2



Results

As of TUE 12 AUG 2025

Bout number #3228

ROSENFELD Meshi (ISR) 2 - 2 TOTH Alexa (HUN)

Win by Advantages

Winner	Name	NOC Code	2 Points	3 Points	4 Points	Advantage	Penalties	Result
X	ROSENFELD Meshi	ISR	1			1	0	2
	TOTH Alexa	HUN	1			0	0	2



Results

As of TUE 12 AUG 2025

Bout number #3221

SUNG Ki Ra (KOR) 0 - 0 **ALHOSANI Asma (UAE)**

Win by Advantages

Winner	Name	NOC Code	2 Points	3 Points	4 Points	Advantage	Penalties	Result
X	SUNG Ki Ra	KOR				1	1	0
	ALHOSANI Asma	UAE				0	1	0



Results

As of TUE 12 AUG 2025

Bout number #3222

TOROS Tamara (HUN) 50 - 0 **ARONOV Pnina (ISR)**

Win by Submission

Winner	Name	NOC Code	2 Points	3 Points	4 Points	Advantage	Penalties	Result
X	TOROS Tamara	HUN	1	1		0	0	50
	ARONOV Pnina	ISR				0	0	0



Results

As of TUE 12 AUG 2025

Bout number #3223

ALKALBANI Shamma (UAE) 0 - 2 ROSENFELD Meshi (ISR)

Win by Points

Winner	Name	NOC Code	2 Points	3 Points	4 Points	Advantage	Penalties	Result
	ALKALBANI Shamma	UAE				1	0	0
X	ROSENFELD Meshi	ISR	1			0	1	2



Results

As of TUE 12 AUG 2025

Bout number #3224

TOTH Alexa (HUN) 4 - 0 IM Eon Ju (KOR)

Win by Points

Winner	Name	NOC Code	2 Points	3 Points	4 Points	Advantage	Penalties	Result
X	TOTH Alexa	HUN	2			2	0	4
	IM Eon Ju	KOR				2	0	0



Results

As of TUE 12 AUG 2025

Bout number #3213

MARCEAU Felicia (CAN) 0 - 2 SUNG Ki Ra (KOR)

Win by Points

Winner	Name	NOC Code	2 Points	3 Points	4 Points	Advantage	Penalties	Result
	MARCEAU Felicia	CAN				0	0	0
X	SUNG Ki Ra	KOR	1			0	0	2



Results

As of TUE 12 AUG 2025

Bout number #3214

ALHOSANI Asma (UAE) 0 - 0 NAPOLIS Jenna (PHI)

Win by Advantages

Winner	Name	NOC Code	2 Points	3 Points	4 Points	Advantage	Penalties	Result
X	ALHOSANI Asma	UAE				3	1	0
	NAPOLIS Jenna	PHI				2	2	0



Results

As of TUE 12 AUG 2025

Bout number #3215

ALMERI Shamsa (UAE) 0 - 50 TOROS Tamara (HUN)

Win by Submission

Winner	Name	NOC Code	2 Points	3 Points	4 Points	Advantage	Penalties	Result
	ALMERI Shamsa	UAE				0	0	0
X	TOROS Tamara	HUN	1	1		1	0	50



Results

As of TUE 12 AUG 2025

Bout number #3216

ARONOV Pnina (ISR) 4 - 0 VINTALAS Anais (SUI)

Win by Points

Winner	Name	NOC Code	2 Points	3 Points	4 Points	Advantage	Penalties	Result
X	ARONOV Pnina	ISR	2			0	0	4
	VINTALAS Anais	SUI				0	0	0



Results

As of TUE 12 AUG 2025

Bout number #3217

GANBAATAR Mongoljin (MGL) 2 - 2 ALKALBANI Shamma (UAE)

Win by Advantages

Winner	Name	NOC Code	2 Points	3 Points	4 Points	Advantage	Penalties	Result
	GANBAATAR Mongoljin	MGL	1			1	0	2
X	ALKALBANI Shamma	UAE	1			4	0	2



Results

As of TUE 12 AUG 2025

Bout number #3218

FAURE Stephanie (FRA) 2 - 2 ROSENFELD Meshi (ISR)

Win by Advantages

Winner	Name	NOC Code	2 Points	3 Points	4 Points	Advantage	Penalties	Result
	FAURE Stephanie	FRA	1			0	0	2
X	ROSENFELD Meshi	ISR	1			1	0	2



Results

As of TUE 12 AUG 2025

Bout number #3219

TOTH Alexa (HUN) 0 - 0 RAMIREZ Annie (PHI)

Win by Advantages

Winner	Name	NOC Code	2 Points	3 Points	4 Points	Advantage	Penalties	Result
X	TOTH Alexa	HUN				2	0	0
	RAMIREZ Annie	PHI				1	0	0



Results

As of TUE 12 AUG 2025

Bout number #3220

BRODSKI Irina (GER) 0 - 14 IM Eon Ju (KOR)

Win by Points

Winner	Name	NOC Code	2 Points	3 Points	4 Points	Advantage	Penalties	Result
	BRODSKI Irina	GER				0	0	0
X	IM Eon Ju	KOR	2	2	1	0	0	14



TWG
2025
CHENGDU



JU-JITSU

Mixed Duo Show Open



Entry List by Event

As of SAT 9 AUG 2025

NOC	Name	Event	Date of Birth
AUT - AUSTRIA			
	HORAK Johannes	Mixed Duo Show Open	23 AUG 1999
	RIEGL Gernot	Mixed Duo Show Open	24 MAR 1992
CAM - CAMBODIA			
	KONGMONA Mithora	Mixed Duo Show Open	06 JUN 1998
	TOUCH Pikada	Mixed Duo Show Open	02 JUL 2002
GRE - GREECE			
	VENIERIS Antonios	Mixed Duo Show Open	08 MAI 2006
	VETSERIDIS Angelos	Mixed Duo Show Open	04 FEB 2004
ITA - ITALY			
	AMORE Sebastiano	Mixed Duo Show Open	08 OCT 2005
	COSTA Giada	Mixed Duo Show Open	15 DEC 2005
MNE - MONTENEGRO			
	CAKOVIC Lidija	Mixed Duo Show Open	11 MAR 1997
	VUKOTIC Stefan	Mixed Duo Show Open	19 AUG 1994
ROU - ROMANIA			
	DOBRE Genoveva	Mixed Duo Show Open	01 JUN 1986
	DOBRE Ionut Costin	Mixed Duo Show Open	27 MAI 1986
THA - THAILAND			
	KITPONGSRI Charatchai	Mixed Duo Show Open	20 SEP 1999
	NETPONG Warut	Mixed Duo Show Open	08 JAN 1997



Startlist

Qualification Round

Startorder	Name / NOC Code	1 T	1 S	2 T	2 S	3 T	3 S	4 T	4 S	5 T	5 S	6 T	6 S	7 T	7 S	TEC	SHOW	Extra	Total	Rank
1 #2219	KONGMONA/TOUCH (CAM)																			
2 #2220	VENIERIS/VETSERIDIS (GRE)																			
3 #2221	CAKOVIC/VUKOTIC (MNE)																			
4 #2222	AMORE/COSTA (ITA) (*4)																			
5 #2223	DOBRE/DOBRE (ROU) (*3)																			
6 #2224	KITPONGSRI/NETPONG (THA) (*2)																			
7 #2225	HORAK/RIEGL (AUT) (*1)																			

Final

Startorder	Name / NOC Code	1 T	1 S	2 T	2 S	3 T	3 S	4 T	4 S	5 T	5 S	6 T	6 S	7 T	7 S	TEC	SHOW	Extra	Total	Rank
1 #2241	CAKOVIC/VUKOTIC (MNE)																			
2 #2242	AMORE/COSTA (ITA)																			
3 #2243	KITPONGSRI/NETPONG (THA)																			
4 #2244	HORAK/RIEGL (AUT)																			



Results

Qualification Round

Startorder	Name / NOC Code	1 T	1 S	2 T	2 S	3 T	3 S	4 T	4 S	5 T	5 S	6 T	6 S	7 T	7 S	TEC	SHOW	Extra	Total	Rank
1 #2219	KONGMONA/TOUCH (CAM)	7.0	6.5	6.0	6.5	6.5	6.0									19.5	19.0		38.5	7
2 #2220	VENIERIS/VETSERIDIS (GRE)	7.0	7.0	7.0	6.5	6.5	6.5									20.5	20.0		40.5	5
3 #2221	CAKOVIC/VUKOTIC (MNE)	7.5	7.0	7.5	6.0	7.5	7.0									22.5	20.0		42.5	4
4 #2222	AMORE/COSTA (ITA) (*4)	7.0	7.0	7.5	7.0	7.5	7.5									22.0	21.5		43.5	3
5 #2223	DOBRE/DOBRE (ROU) (*3)	6.5	7.0	6.5	6.5	7.0	6.5									20.0	20.0		40.0	6
6 #2224	KITPONGSRI/NETPONG (THA) (*2)	7.5	7.5	7.5	7.5	8.0	8.0									23.0	23.0		46.0	2
7 #2225	HORAK/RIEGL (AUT) (*1)	7.0	8.0	8.0	7.5	8.0	8.5									23.0	24.0		47.0	1

Final

Startorder	Name / NOC Code	1 T	1 S	2 T	2 S	3 T	3 S	4 T	4 S	5 T	5 S	6 T	6 S	7 T	7 S	TEC	SHOW	Extra	Total	Rank
1 #2241	CAKOVIC/VUKOTIC (MNE)	9.0	8.0	8.5	9.0	8.0	8.0									25.5	25.0		50.5	3
2 #2242	AMORE/COSTA (ITA)	7.0	7.5	8.0	8.5	8.0	7.5									23.0	23.5		46.5	4
3 #2243	KITPONGSRI/NETPONG (THA)	8.5	9.0	8.0	9.5	9.0	9.0									25.5	27.5		53.0	1
4 #2244	HORAK/RIEGL (AUT)	8.0	8.5	9.0	9.5	8.0	8.5									25.0	26.5		51.5	2

Ranking

1	KITPONGSRI/NETPONG	THA	THAILAND
2	HORAK/RIEGL	AUT	AUSTRIA
3	CAKOVIC/VUKOTIC	MNE	MONTENEGRO
4	AMORE/COSTA	ITA	ITALY
5	VENIERIS/VETSERIDIS	GRE	GREECE
6	DOBRE/DOBRE	ROU	ROMANIA
7	KONGMONA/TOUCH	CAM	CAMBODIA



Medallists

Medal	Name	NOC
GOLD	- NETPONG Warut - KITPONGSRI Charatchai	THA - THAILAND
SILVER	- RIEGL Gernot - HORAK Johannes	AUT - AUSTRIA
BRONZE	- VUKOTIC Stefan - CAKOVIC Lidija	MNE - MONTENEGRO



JU-JITSU

Mixed Duo Team Open



Entry List by Event

As of SAT 9 AUG 2025

NOC	Name	Event	Date of Birth
AUT - AUSTRIA			
	HORAK Johannes	Mixed Duo Team Open	23 AUG 1999
	RIEGL Gernot	Mixed Duo Team Open	24 MAR 1992
BEL - BELGIUM			
	COLLIE Loane	Mixed Duo Team Open	18 OCT 2005
	RAPILLY Morgan	Mixed Duo Team Open	07 AUG 2004
GER - GERMANY			
	BUTLER Ian	Mixed Duo Team Open	14 DEC 1995
	PASZKIEWICZ Felix	Mixed Duo Team Open	06 MAI 1997
GRE - GREECE			
	KARZI Natalia	Mixed Duo Team Open	19 FEB 2004
	SERVE Maria	Mixed Duo Team Open	11 JAN 2006
ITA - ITALY			
	BEN BRAHIM Salah	Mixed Duo Team Open	30 JUL 1991
	MARCANTONI Elisa	Mixed Duo Team Open	24 MAI 1999
THA - THAILAND			
	SAENGSRIRUANG Warawut	Mixed Duo Team Open	10 FEB 2003
	YUENNAN Lalita	Mixed Duo Team Open	09 AUG 2000



Startlist

Qualification Round

Startorder	Name / NOC Code	1	2	3	4	5	6	VRT	Sum	Extra	Total	Rank
1 #1219	COLLIE/RAPILLY (BEL)											
2 #1220	BUTLER/PASZKIEWICZ (GER)											
3 #1221	KARZI/SERVE (GRE) (*4)											
4 #1222	HORAK/RIEGL (AUT) (*3)											
5 #1223	BEN BRAHIM/MARCANTONI (ITA) (*2)											
6 #1224	SAENGSRIRUANG/YUENNAN (THA) (*1)											

Qualification Round 2

Startorder	Name / NOC Code	1	2	3	4	5	6	VRT	Sum	Extra	Total	Rank
1 #2125	KARZI/SERVE (GRE)											
2 #2126	BEN BRAHIM/MARCANTONI (ITA)											
3 #2127	BUTLER/PASZKIEWICZ (GER)											
4 #2128	COLLIE/RAPILLY (BEL)											
5 #2129	HORAK/RIEGL (AUT)											
6 #2130	SAENGSRIRUANG/YUENNAN (THA)											

Qualification Round 3

Startorder	Name / NOC Code	1	2	3	4	5	6	VRT	Sum	Extra	Total	Rank
1 #1231	KARZI/SERVE (GRE)											
2 #1232	COLLIE/RAPILLY (BEL)											
3 #1233	BUTLER/PASZKIEWICZ (GER)											
4 #1234	BEN BRAHIM/MARCANTONI (ITA)											
5 #1235	HORAK/RIEGL (AUT)											
6 #1236	SAENGSRIRUANG/YUENNAN (THA)											

Semi-Final

Startorder	Name / NOC Code	1	2	3	4	5	6	VRT	Sum	Extra	Total	Rank
1 #1244	BUTLER/PASZKIEWICZ (GER)											
2 #1245	SAENGSRIRUANG/YUENNAN (THA)											

Semi-Final

Startorder	Name / NOC Code	1	2	3	4	5	6	VRT	Sum	Extra	Total	Rank
1 #1246	HORAK/RIEGL (AUT)											
2 #1247	BEN BRAHIM/MARCANTONI (ITA)											

Bronze Medal

Startorder	Name / NOC Code	1	2	3	4	5	6	VRT	Sum	Extra	Total	Rank
1 #1251	BUTLER/PASZKIEWICZ (GER)											
2 #1252	BEN BRAHIM/MARCANTONI (ITA)											

Final

Startorder	Name / NOC Code	1	2	3	4	5	6	VRT	Sum	Extra	Total	Rank
1 #1259	SAENGSRIRUANG/YUENNAN (THA)											
2 #1260	HORAK/RIEGL (AUT)											



Results

Qualification Round

Startorder	Name / NOC Code	1	2	3	4	5	6	VRT	Sum	Extra	Total	Rank
1 #1219	COLLIE/RAPILLY (BEL)	31.0	31.0	31.0	28.0			4.0	125.0		125.0	3
2 #1220	BUTLER/PASZKIEWICZ (GER)	29.0	30.0	30.0	32.0			4.0	125.0		125.0	3
3 #1221	KARZI/SERVE (GRE) (*4)	27.0	29.0	29.0	28.0			4.0	117.0		117.0	6
4 #1222	HORAK/RIEGL (AUT) (*3)	33.0	32.0	31.0	32.0			4.0	132.0		132.0	2
5 #1223	BEN BRAHIM/MARCANTONI (ITA) (*2)	29.0	30.0	29.0	33.0			4.0	125.0		125.0	3
6 #1224	SAENGSRIRUANG/YUENNAN (THA) (*1)	33.0	32.0	32.0	35.0			4.0	136.0		136.0	1

Qualification Round 2

Startorder	Name / NOC Code	1	2	3	4	5	6	VRT	Sum	Extra	Total	Rank
1 #2125	KARZI/SERVE (GRE)	27.0	26.0	23.0	23.0			4.0	103.0	117.0	220.0	6
2 #2126	BEN BRAHIM/MARCANTONI (ITA)	29.0	30.0	32.0	30.0			3.0	124.0	125.0	249.0	3
3 #2127	BUTLER/PASZKIEWICZ (GER)	29.0	28.0	28.0	29.0			4.0	118.0	125.0	243.0	4
4 #2128	COLLIE/RAPILLY (BEL)	26.0	27.0	28.0	28.0			4.0	113.0	125.0	238.0	5
5 #2129	HORAK/RIEGL (AUT)	32.0	32.0	31.0	33.0			4.0	132.0	132.0	264.0	2
6 #2130	SAENGSRIRUANG/YUENNAN (THA)	32.0	33.0	30.0	34.0			4.0	133.0	136.0	269.0	1

Qualification Round 3

Startorder	Name / NOC Code	1	2	3	4	5	6	VRT	Sum	Extra	Total	Rank
1 #1231	KARZI/SERVE (GRE)	34.0	39.0	36.0	35.0			4.0	148.0	220.0	368.0	6
2 #1232	COLLIE/RAPILLY (BEL)	39.0	38.0	36.0	37.0			3.0	153.0	238.0	391.0	5
3 #1233	BUTLER/PASZKIEWICZ (GER)	39.0	38.0	39.0	40.0			3.0	159.0	243.0	402.0	4
4 #1234	BEN BRAHIM/MARCANTONI (ITA)	38.0	37.0	41.0	39.0			4.0	159.0	249.0	408.0	3
5 #1235	HORAK/RIEGL (AUT)	42.0	41.0	40.0	41.0			4.0	168.0	264.0	432.0	2
6 #1236	SAENGSRIRUANG/YUENNAN (THA)	42.0	41.0	44.0	42.0			4.0	173.0	269.0	442.0	1

Semi-Final

Startorder	Name / NOC Code	1	2	3	4	5	6	VRT	Sum	Extra	Total	Rank
1 #1244	BUTLER/PASZKIEWICZ (GER)	32.0	29.0	29.0	29.0	38.0	41.0	3.0	201.0		201.0	2
2 #1245	SAENGSRIRUANG/YUENNAN (THA)	32.0	32.0	31.0	30.0	42.0	41.0	4.0	212.0		212.0	1

Semi-Final

Startorder	Name / NOC Code	1	2	3	4	5	6	VRT	Sum	Extra	Total	Rank
1 #1246	HORAK/RIEGL (AUT)	33.0	33.0	34.0	34.0	41.0	42.0	4.0	221.0		221.0	1
2 #1247	BEN BRAHIM/MARCANTONI (ITA)	29.0	32.0	32.0	29.0	40.0	41.0	2.0	205.0		205.0	2

Bronze Medal

Startorder	Name / NOC Code	1	2	3	4	5	6	VRT	Sum	Extra	Total	Rank
1 #1251	BUTLER/PASZKIEWICZ (GER)	28.0	30.0	28.0	28.0	38.0	38.0	4.0	194.0		194.0	2
2 #1252	BEN BRAHIM/MARCANTONI (ITA)	31.0	30.0	30.0	31.0	38.0	38.0	1.0	199.0		199.0	1

Final

Startorder	Name / NOC Code	1	2	3	4	5	6	VRT	Sum	Extra	Total	Rank
1 #1259	SAENGSRIRUANG/YUENNAN (THA)	34.0	32.0	34.0	33.0	41.0	39.0	4.0	217.0		217.0	1
2 #1260	HORAK/RIEGL (AUT)	32.0	32.0	30.0	30.0	40.0	42.0	4.0	210.0		210.0	2

Ranking

1	SAENGSRIRUANG/YUENNAN	THA	THAILAND
2	HORAK/RIEGL	AUT	AUSTRIA
3	BEN BRAHIM/MARCANTONI	ITA	ITALY
4	BUTLER/PASZKIEWICZ	GER	GERMANY
5	COLLIE/RAPILLY	BEL	BELGIUM
5	KARZI/SERVE	GRE	GREECE

**Medallists**

Medal	Name	NOC
GOLD	- SAENGSRIRUANG Warawut - YUENNAN Lalita	THA - THAILAND
SILVER	- RIEGL Gernot - HORAK Johannes	AUT - AUSTRIA
BRONZE	- BEN BRAHIM Salah - MARCANTONI Elisa	ITA - ITALY



JU-JITSU

Mixed Duo Para Mental



Entry List by Event

As of SAT 9 AUG 2025

NOC	Name	Event	Date of Birth
AUT - AUSTRIA			
	BRUECKNER Verena	Mixed Duo Para Mental	20 OCT 1994
	BRUECKNER Verena	Mixed Duo Para Mental	20 OCT 1994
	FINK Thomas	Mixed Duo Para Mental	01 FEB 1993
	PAMER Kerstin	Mixed Duo Para Mental	20 MAI 1997
BRA - BRAZIL			
	MADRUGA Marcus	Mixed Duo Para Mental	16 AUG 2004
	OLIVEIRA SILVA Mario Edson	Mixed Duo Para Mental	18 AUG 1977
ITA - ITALY			
	NAPOLI Giovanni	Mixed Duo Para Mental	08 MAR 1996
	NAPOLI Pietro	Mixed Duo Para Mental	13 JUN 2006
MGL - MONGOLIA			
	GANGANMURUN Ulziibat	Mixed Duo Para Mental	29 MAR 2006
	LKHAASUREN Olonbayar	Mixed Duo Para Mental	07 NOV 1987
SWE - SWEDEN			
	OSTER HALL Jenny	Mixed Duo Para Mental	02 OCT 1997
	SARFATI Isabelle	Mixed Duo Para Mental	29 APR 1967



Startlist

Qualification Round

Start Order	Name / NOC Code	1	2	3	4	5	6	VRT	Sum	Extra	Total	Rank
1	MADRUGA/OLIVEIRA SILVA (BRA)											
2	GANGANMURUN/LKHAASUREN (MGL)											
3	NAPOLI/NAPOLI (ITA)											
4	OSTER HALL/SARFATI (SWE) (*3)											
5	BRUECKNER/PAMER (AUT) (*2)											
6	BRUECKNER/FINK (AUT) (*1)											



Results

Qualification Round

Startorder	Name / NOC Code	1	2	3	4	5	6	VRT	Sum	Extra	Total	Rank
1 #3112	MADRUGA/OLIVEIRA SILVA (BRA)	17.0	20.0	23.0				4.0	64.0		64.0	3
2 #3113	GANGANMURUN/LKHAASUREN (MGL)	21.0	20.0	23.0				4.0	68.0		68.0	1
3 #3114	NAPOLI/NAPOLI (ITA)	18.0	20.0	22.0				4.0	64.0		64.0	3
4 #3115	OSTER HALL/SARFATI (SWE) (*3)	21.0	20.0	21.0				4.0	66.0		66.0	2
5 #3116	BRUECKNER/PAMER (AUT) (*2)	16.0	19.0	18.0				4.0	57.0		57.0	6
6 #3117	BRUECKNER/FINK (AUT) (*1)	18.0	18.0	18.0				4.0	58.0		58.0	5

Semi-Final

Startorder	Name / NOC Code	1	2	3	4	5	6	VRT	Sum	Extra	Total	Rank
1 #3126	MADRUGA/OLIVEIRA SILVA (BRA)	19.0	13.0	21.0	16.0	19.0	16.0	3.0	107.0		107.0	2
2 #3127	GANGANMURUN/LKHAASUREN (MGL)	19.0	21.0	18.0	19.0	18.0	24.0	2.0	121.0		121.0	1

Semi-Final

Startorder	Name / NOC Code	1	2	3	4	5	6	VRT	Sum	Extra	Total	Rank
1 #3128	OSTER HALL/SARFATI (SWE)	23.0	23.0	23.0	21.0	26.0	23.0	4.0	143.0		143.0	2
2 #3129	NAPOLI/NAPOLI (ITA)	23.0	21.0	29.0	20.0	27.0	28.0	4.0	152.0		152.0	1

Bronze Medal

Startorder	Name / NOC Code	1	2	3	4	5	6	VRT	Sum	Extra	Total	Rank
1 #3235	MADRUGA/OLIVEIRA SILVA (BRA)	24.0	23.0	22.0	17.0	24.0	24.0	2.0	136.0		136.0	1
2 #3236	OSTER HALL/SARFATI (SWE)	25.0	22.0	20.0	20.0	22.0	20.0	4.0	133.0		133.0	2

Final

Startorder	Name / NOC Code	1	2	3	4	5	6	VRT	Sum	Extra	Total	Rank
1 #3243	NAPOLI/NAPOLI (ITA)	21.0	19.0	21.0	18.0	22.0	19.0	4.0	124.0		124.0	1
2 #3244	GANGANMURUN/LKHAASUREN (MGL)	16.0	16.0	19.0	21.0	21.0	19.0	4.0	116.0		116.0	2

Ranking

1	NAPOLI/NAPOLI	ITA	ITALY
2	GANGANMURUN/LKHAASUREN	MGL	MONGOLIA
3	MADRUGA/OLIVEIRA SILVA	BRA	BRAZIL
4	OSTER HALL/SARFATI	SWE	SWEDEN
5	BRUECKNER/FINK	AUT	AUSTRIA
5	BRUECKNER/PAMER	AUT	AUSTRIA



Medallists

Medal	Name	NOC
GOLD	- NAPOLI Pietro - NAPOLI Giovanni	ITA - ITALY
SILVER	- LKHAASUREN Olonbayar - GANGANMURUN Ulziiibat	MGL - MONGOLIA
BRONZE	- OLIVEIRA SILVA Mario Edson - MADRUGA Marcus	BRA - BRAZIL



TWG
2025
CHENGDU



JU-JITSU

Mixed Duo Para Physical



Entry List by Event

As of SAT 9 AUG 2025

NOC	Name	Event	Date of Birth
BRA - BRAZIL			
	DE JESUS Vivaldo	Mixed Duo Para Physical	23 APR 1988
	GODOY Antonio Vitor	Mixed Duo Para Physical	14 JUN 1999
CHN - PEOPLES REPUBLIC OF CHINA			
	GUO Ao	Mixed Duo Para Physical	25 JUL 2008
	LI Yucai	Mixed Duo Para Physical	05 OCT 2004
COL - COLOMBIA			
	ARIZA RENDON Nelcy	Mixed Duo Para Physical	24 AUG 1983
	VALLEJO LEON Fredy Alezander	Mixed Duo Para Physical	22 APR 2004
GER - GERMANY			
	JAHN Christine	Mixed Duo Para Physical	14 APR 1998
	SCHOBBER Alessandro	Mixed Duo Para Physical	01 SEP 1993
MEX - MEXICO			
	CISNEROS DE LOS SANTOS Manuel Alberto	Mixed Duo Para Physical	29 OCT 1996
	MORENO AGUILA Jose Gilberto	Mixed Duo Para Physical	13 AUG 1992
ROU - ROMANIA			
	CSIKI Arpad Ferenc	Mixed Duo Para Physical	26 AUG 1967
	HALATIU Narcis Vlad	Mixed Duo Para Physical	23 MAI 1998



Startlist

Qualification Round

Startorder	Name / NOC Code	1	2	3	4	5	6	VRT	Sum	Extra	Total	Rank
1 #3101	GUO/LI (CHN)											
2 #3102	ARIZA RENDON/VALLEJO LEON (COL)											
3 #3103	DE JESUS/GODOY (BRA)											
4 #3104	CSIKI/HALATIU (ROU) (*3)											
5 #3105	JAHN/SCHOBER (GER) (*2)											
6 #3106	CISNEROS DE LOS SANTOS/MORENO AGUILA (MEX) (*1)											

Semi-Final

Startorder	Name / NOC Code	1	2	3	4	5	6	VRT	Sum	Extra	Total	Rank
1 #3118	ARIZA RENDON/VALLEJO LEON (COL)											
2 #3119	GUO/LI (CHN)											

Semi-Final

Startorder	Name / NOC Code	1	2	3	4	5	6	VRT	Sum	Extra	Total	Rank
1 #3120	CISNEROS DE LOS SANTOS/MORENO AGUILA (MEX)											
2 #3121	JAHN/SCHOBER (GER)											

Bronze Medal

Startorder	Name / NOC Code	1	2	3	4	5	6	VRT	Sum	Extra	Total	Rank
1 #3231	ARIZA RENDON/VALLEJO LEON (COL)											
2 #3232	CISNEROS DE LOS SANTOS/MORENO AGUILA (MEX)											

Final

Startorder	Name / NOC Code	1	2	3	4	5	6	VRT	Sum	Extra	Total	Rank
1 #3239	GUO/LI (CHN)											
2 #3240	JAHN/SCHOBER (GER)											



Results

Qualification Round

Startorder	Name / NOC Code	1	2	3	4	5	6	VRT	Sum	Extra	Total	Rank
1 #3101	GUO/LI (CHN)	30.0	27.0	29.0				4.0	90.0		90.0	1
2 #3102	ARIZA RENDON/VALLEJO LEON (COL)	27.0	24.0	28.0				4.0	83.0		83.0	3
3 #3103	DE JESUS/GODOY (BRA)	20.0	21.0	21.0				4.0	66.0		66.0	6
4 #3104	CSIKI/HALATIU (ROU) (*3)	26.0	22.0	25.0				4.0	77.0		77.0	5
5 #3105	JAHN/SCHOBER (GER) (*2)	27.0	26.0	28.0				4.0	85.0		85.0	2
6 #3106	CISNEROS DE LOS SANTOS/MORENO AGUILA (MEX) (*1)	27.0	24.0	29.0				3.0	83.0		83.0	3

Semi-Final

Startorder	Name / NOC Code	1	2	3	4	5	6	VRT	Sum	Extra	Total	Rank
1 #3118	ARIZA RENDON/VALLEJO LEON (COL)	24.0	25.0	22.0	21.0	24.0	26.0	1.0	143.0		143.0	2
2 #3119	GUO/LI (CHN)	26.0	27.0	28.0	28.0	28.0	26.0	1.0	164.0		164.0	1

Semi-Final

Startorder	Name / NOC Code	1	2	3	4	5	6	VRT	Sum	Extra	Total	Rank
1 #3120	CISNEROS DE LOS SANTOS/MORENO AGUILA (MEX)	17.0	12.0	25.0	22.0	20.0	22.0	2.0	120.0		120.0	2
2 #3121	JAHN/SCHOBER (GER)	23.0	24.0	23.0	21.0	25.0	21.0	4.0	141.0		141.0	1

Bronze Medal

Startorder	Name / NOC Code	1	2	3	4	5	6	VRT	Sum	Extra	Total	Rank
1 #3231	ARIZA RENDON/VALLEJO LEON (COL)	24.0	25.0	18.0	21.0	19.0	25.0	2.0	134.0		134.0	2
2 #3232	CISNEROS DE LOS SANTOS/MORENO AGUILA (MEX)	27.0	21.0	23.0	14.0	24.0	26.0	1.0	136.0		136.0	1

Final

Startorder	Name / NOC Code	1	2	3	4	5	6	VRT	Sum	Extra	Total	Rank
1 #3239	GUO/LI (CHN)	30.0	28.0	25.0	25.0	30.0	26.0	3.0	167.0		167.0	1
2 #3240	JAHN/SCHOBER (GER)	25.0	28.0	25.0	26.0	27.0	28.0	3.0	162.0		162.0	2

Ranking

1	GUO/LI	CHN	PEOPLES REPUBLIC OF CHINA
2	JAHN/SCHOBER	GER	GERMANY
3	CISNEROS DE LOS SANTOS/MORENO AGUILA	MEX	MEXICO
4	ARIZA RENDON/VALLEJO LEON	COL	COLOMBIA
5	CSIKI/HALATIU	ROU	ROMANIA
5	DE JESUS/GODOY	BRA	BRAZIL

**Medallists**

Medal	Name	NOC
GOLD	- GUO Ao - LI Yucai	CHN - PEOPLES REPUBLIC OF CHINA
SILVER	- JAHN Christine - SCHOBER Alessandro	GER - GERMANY
BRONZE	- CISNEROS DE LOS SANTOS Manuel Alberto - MORENO AGUILA Jose Gilberto	MEX - MEXICO



TWG
2025
CHENGDU



JU-JITSU

Mixed Duo Para Visual



Entry List by Event

As of SAT 9 AUG 2025

NOC	Name	Event	Date of Birth
CHN - PEOPLES REPUBLIC OF CHINA			
	PAN Tianyou	Mixed Duo Para Visual	17 OCT 2010
	WANG Wenqiang	Mixed Duo Para Visual	25 AUG 1995
COL - COLOMBIA			
	CASTILLO VILLAMARIN Edgar Mauricio	Mixed Duo Para Visual	24 NOV 1970
	MORA Jeison Camilo	Mixed Duo Para Visual	23 FEB 1991
GER - GERMANY			
	HUNECKE Nike	Mixed Duo Para Visual	28 SEP 2005
	PASZKIEWICZ Julia	Mixed Duo Para Visual	06 JAN 1996
ROU - ROMANIA			
	BELEAN Alexandru Stroia	Mixed Duo Para Visual	05 JUN 2004
	CERGHIZAN Sebastian Ioan	Mixed Duo Para Visual	06 AUG 2006
	POP Vasile Tinu	Mixed Duo Para Visual	09 OCT 1965
	SZANTO Attila	Mixed Duo Para Visual	27 AUG 1962



Startlist

Qualification Round

Startorder	Name / NOC Code	1	2	3	4	5	6	VRT	Sum	Extra	Total	Rank
1 #3107	PAN/WANG (CHN)											
2 #3108	CERGHIZAN/POP (ROU) (*4)											
3 #3109	BELEAN/SZANTO (ROU) (*3)											
4 #3110	CASTILLO VILLAMARIN/MORA (COL) (*2)											
5 #3111	HUNECKE/PASZKIEWICZ (GER) (*1)											

Semi-Final

Startorder	Name / NOC Code	1	2	3	4	5	6	VRT	Sum	Extra	Total	Rank
1 #3122	BELEAN/SZANTO (ROU)											
2 #3123	HUNECKE/PASZKIEWICZ (GER)											

Semi-Final

Startorder	Name / NOC Code	1	2	3	4	5	6	VRT	Sum	Extra	Total	Rank
1 #3124	CASTILLO VILLAMARIN/MORA (COL)											
2 #3125	PAN/WANG (CHN)											

Final

Startorder	Name / NOC Code	1	2	3	4	5	6	VRT	Sum	Extra	Total	Rank
1 #3241	HUNECKE/PASZKIEWICZ (GER)											
2 #3242	PAN/WANG (CHN)											

Bronze Medal

Startorder	Name / NOC Code	1	2	3	4	5	6	VRT	Sum	Extra	Total	Rank
1 #3233	BELEAN/SZANTO (ROU)											
2 #3234	CASTILLO VILLAMARIN/MORA (COL)											



Results

Qualification Round

Startorder	Name / NOC Code	1	2	3	4	5	6	VRT	Sum	Extra	Total	Rank
1 #3107	PAN/WANG (CHN)	28.0	24.0	25.0				4.0	81.0		81.0	2
2 #3108	CERGHIZAN/POP (ROU) (*4)	21.0	22.0	17.0				4.0	64.0		64.0	5
3 #3109	BELEAN/SZANTO (ROU) (*3)	22.0	24.0	25.0				4.0	75.0		75.0	4
4 #3110	CASTILLO VILLAMARIN/MORA (COL) (*2)	28.0	25.0	21.0				3.0	77.0		77.0	3
5 #3111	HUNECKE/PASZKIEWICZ (GER) (*1)	29.0	25.0	29.0				4.0	87.0		87.0	1

Semi-Final

Startorder	Name / NOC Code	1	2	3	4	5	6	VRT	Sum	Extra	Total	Rank
1 #3122	BELEAN/SZANTO (ROU)	21.0	20.0	21.0	18.0	8.0	20.0	3.0	111.0		111.0	2
2 #3123	HUNECKE/PASZKIEWICZ (GER)	26.0	24.0	23.0	25.0	23.0	26.0	4.0	151.0		151.0	1

Semi-Final

Startorder	Name / NOC Code	1	2	3	4	5	6	VRT	Sum	Extra	Total	Rank
1 #3124	CASTILLO VILLAMARIN/MORA (COL)	25.0	24.0	20.0	26.0	20.0	22.0	4.0	141.0		141.0	2
2 #3125	PAN/WANG (CHN)	25.0	23.0	26.0	23.0	24.0	20.0	3.0	144.0		144.0	1

Final

Startorder	Name / NOC Code	1	2	3	4	5	6	VRT	Sum	Extra	Total	Rank
1 #3241	HUNECKE/PASZKIEWICZ (GER)	27.0	24.0	23.0	26.0	22.0	23.0	4.0	149.0		149.0	1
2 #3242	PAN/WANG (CHN)	23.0	21.0	24.0	24.0	24.0	24.0	3.0	143.0		143.0	2

Bronze Medal

Startorder	Name / NOC Code	1	2	3	4	5	6	VRT	Sum	Extra	Total	Rank
1 #3233	BELEAN/SZANTO (ROU)	17.0	21.0	20.0	20.0	18.0	20.0	2.0	118.0		118.0	2
2 #3234	CASTILLO VILLAMARIN/MORA (COL)	25.0	21.0	19.0	24.0	19.0	20.0	4.0	132.0		132.0	1

Ranking

1	HUNECKE/PASZKIEWICZ	GER	GERMANY
2	PAN/WANG	CHN	PEOPLES REPUBLIC OF CHINA
3	CASTILLO VILLAMARIN/MORA	COL	COLOMBIA
4	BELEAN/SZANTO	ROU	ROMANIA
5	CERGHIZAN/POP	ROU	ROMANIA



Medallists

Medal	Name	NOC
GOLD	- HUNECKE Nike - PASZKIEWICZ Julia	GER - GERMANY
SILVER	- PAN Tianyou - WANG Wenqiang	CHN - PEOPLES REPUBLIC OF CHINA
BRONZE	- MORA Jeison Camilo - CASTILLO VILLAMARIN Edgar Mauricio	COL - COLOMBIA



TWG
2025
CHENGDU



KARATE

RESULTS BOOK

TABLE OF CONTENTS



28	Karate	3032
28.1	Table of Contents	3033
28.2	Number of Entries by NOC	3043
28.3	Entry List by NOC	3045
28.4	Schedule by Session	3049
28.4.1	Session Schedule - Session 1	3049
28.4.2	Session Schedule - Session 2	3053
28.4.3	Session Schedule - Session 3	3055
28.4.4	Session Schedule - Session 4	3059
28.5	Results Summary by Session	3061
28.5.1	Results Summary - Session 1	3061
28.5.2	Results Summary - Session 2	3065
28.5.3	Results Summary - Session 3	3067
28.5.4	Results Summary - Session 4	3071
28.6	Medallists by Event	3073
28.7	Medal Standings	3074
28.8	Men's Kumite -60kg	3075
28.8.1	Entry List by Event	3076
28.8.2	Brackets	3077
28.8.3	Medallists	3078
28.8.4	Finals	3079
28.8.4.1	Bronze Medal Bout #1243 Results	3079
28.8.4.2	Gold Medal Bout #1249 Results	3080
28.8.5	Semifinals	3081
28.8.5.1	Bout #1141 Results	3081
28.8.5.2	Bout #1238 Results	3082
28.8.6	Pool Round - Pool B	3083
28.8.6.1	Round Robin Summary	3083
28.8.6.2	Bout #1127 Results	3084
28.8.6.3	Bout #1128 Results	3085
28.8.6.4	Bout #1131 Results	3086
28.8.6.5	Bout #1132 Results	3087
28.8.6.6	Bout #1135 Results	3088
28.8.6.7	Bout #1136 Results	3089
28.8.7	Pool Round - Pool A	3090
28.8.7.1	Round Robin Summary	3090
28.8.7.2	Bout #1125 Results	3091

RESULTS BOOK

TABLE OF CONTENTS

28.8.7.3	Bout #1126 Results	3092
28.8.7.4	Bout #1129 Results	3093
28.8.7.5	Bout #1130 Results	3094
28.8.7.6	Bout #1133 Results	3095
28.8.7.7	Bout #1134 Results	3096
28.9	Men's Kumite -67kg	3097
28.9.1	Entry List by Event	3098
28.9.2	Brackets	3099
28.9.3	Medallists	3100
28.9.4	Finals	3101
28.9.4.1	Bronze Medal Bout #1245 Results	3101
28.9.4.2	Gold Medal Bout #1251 Results	3102
28.9.5	Semifinals	3103
28.9.5.1	Bout #1142 Results	3103
28.9.5.2	Bout #1239 Results	3104
28.9.6	Pool Round - Pool B	3105
28.9.6.1	Round Robin Summary	3105
28.9.6.2	Bout #1224 Results	3106
28.9.6.3	Bout #1225 Results	3107
28.9.6.4	Bout #1228 Results	3108
28.9.6.5	Bout #1229 Results	3109
28.9.6.6	Bout #1233 Results	3110
28.9.6.7	Bout #1232 Results	3111
28.9.7	Pool Round - Pool A	3112
28.9.7.1	Round Robin Summary	3112
28.9.7.2	Bout #1222 Results	3113
28.9.7.3	Bout #1223 Results	3114
28.9.7.4	Bout #1226 Results	3115
28.9.7.5	Bout #1227 Results	3116
28.9.7.6	Bout #1230 Results	3117
28.9.7.7	Bout #1231 Results	3118
28.10	Men's Kumite -75kg	3119
28.10.1	Entry List by Event	3120
28.10.2	Brackets	3121
28.10.3	Medallists	3122
28.10.4	Finals	3123
28.10.4.1	Bronze Medal Bout #2244 Results	3123
28.10.4.2	Gold Medal Bout #2250 Results	3124
28.10.5	Semifinals	3125
28.10.5.1	Bout #2139 Results	3125
28.10.5.2	Bout #2239 Results	3126
28.10.6	Pool Round - Pool B	3127
28.10.6.1	Round Robin Summary	3127
28.10.6.2	Bout #2115 Results	3128

RESULTS BOOK

TABLE OF CONTENTS

28.10.6.3	Bout #2116 Results	3129
28.10.6.4	Bout #2119 Results	3130
28.10.6.5	Bout #2120 Results	3131
28.10.6.6	Bout #2123 Results	3132
28.10.6.7	Bout #2124 Results	3133
28.10.7	Pool Round - Pool A	3134
28.10.7.1	Round Robin Summary	3134
28.10.7.2	Bout #2113 Results	3135
28.10.7.3	Bout #2114 Results	3136
28.10.7.4	Bout #2117 Results	3137
28.10.7.5	Bout #2118 Results	3138
28.10.7.6	Bout #2121 Results	3139
28.10.7.7	Bout #2122 Results	3140
28.11	Men's Kumite -84kg	3141
28.11.1	Entry List by Event	3142
28.11.2	Brackets	3143
28.11.3	Medallists	3144
28.11.4	Finals	3145
28.11.4.1	Bronze Medal Bout #2246 Results	3145
28.11.4.2	Gold Medal Bout #2252 Results	3146
28.11.5	Semifinals	3147
28.11.5.1	Bout #2140 Results	3147
28.11.5.2	Bout #2240 Results	3148
28.11.6	Pool Round - Pool B	3149
28.11.6.1	Round Robin Summary	3149
28.11.6.2	Bout #2215 Results	3150
28.11.6.3	Bout #2216 Results	3151
28.11.6.4	Bout #2219 Results	3152
28.11.6.5	Bout #2220 Results	3153
28.11.6.6	Bout #2223 Results	3154
28.11.6.7	Bout #2224 Results	3155
28.11.7	Pool Round - Pool A	3156
28.11.7.1	Round Robin Summary	3156
28.11.7.2	Bout #2213 Results	3157
28.11.7.3	Bout #2214 Results	3158
28.11.7.4	Bout #2217 Results	3159
28.11.7.5	Bout #2218 Results	3160
28.11.7.6	Bout #2221 Results	3161
28.11.7.7	Bout #2222 Results	3162
28.12	Men's Kumite +84kg	3163
28.12.1	Entry List by Event	3164
28.12.2	Brackets	3165
28.12.3	Medallists	3166
28.12.4	Finals	3167

RESULTS BOOK

TABLE OF CONTENTS

28.12.4.1	Bronze Medal Bout #2248 Results	3167
28.12.4.2	Gold Medal Bout #2254 Results	3168
28.12.5	Semifinals	3169
28.12.5.1	Bout #2142 Results	3169
28.12.5.2	Bout #2242 Results	3170
28.12.6	Pool Round - Pool B	3171
28.12.6.1	Round Robin Summary	3171
28.12.6.2	Bout #2227 Results	3172
28.12.6.3	Bout #2228 Results	3173
28.12.6.4	Bout #2231 Results	3174
28.12.6.5	Bout #2232 Results	3175
28.12.6.6	Bout #2235 Results	3176
28.12.6.7	Bout #2236 Results	3177
28.12.7	Pool Round - Pool A	3178
28.12.7.1	Round Robin Summary	3178
28.12.7.2	Bout #2225 Results	3179
28.12.7.3	Bout #2226 Results	3180
28.12.7.4	Bout #2229 Results	3181
28.12.7.5	Bout #2230 Results	3182
28.12.7.6	Bout #2233 Results	3183
28.12.7.7	Bout #2234 Results	3184
28.13	Men's Kata	3185
28.13.1	Entry List by Event	3186
28.13.2	Brackets	3187
28.13.3	Medallists	3188
28.13.4	Finals	3189
28.13.4.1	Bronze Medal Bout #1240 Results	3189
28.13.4.2	Gold Medal Bout #1247 Results	3190
28.13.5	Semifinals	3191
28.13.5.1	Bout #1137 Results	3191
28.13.5.2	Bout #1234 Results	3192
28.13.6	Pool Round - Pool B	3193
28.13.6.1	Round Robin Summary	3193
28.13.6.2	Bout #1103 Results	3194
28.13.6.3	Bout #1104 Results	3195
28.13.6.4	Bout #1107 Results	3196
28.13.6.5	Bout #1108 Results	3197
28.13.6.6	Bout #1111 Results	3198
28.13.6.7	Bout #1112 Results	3199
28.13.7	Pool Round - Pool A	3200
28.13.7.1	Round Robin Summary	3200
28.13.7.2	Bout #1101 Results	3201
28.13.7.3	Bout #1102 Results	3202
28.13.7.4	Bout #1105 Results	3203

RESULTS BOOK

TABLE OF CONTENTS

28.13.7.5	Bout #1106 Results	3204
28.13.7.6	Bout #1109 Results	3205
28.13.7.7	Bout #1110 Results	3206
28.14	Women's Kumite -50kg	3207
28.14.1	Entry List by Event	3208
28.14.2	Brackets	3209
28.14.3	Medallists	3210
28.14.4	Finals	3211
28.14.4.1	Bronze Medal Bout #1242 Results	3211
28.14.4.2	Gold Medal Bout #1248 Results	3212
28.14.5	Semifinals	3213
28.14.5.1	Bout #1139 Results	3213
28.14.5.2	Bout #1236 Results	3214
28.14.6	Pool Round - Pool B	3215
28.14.6.1	Round Robin Summary	3215
28.14.6.2	Bout #1115 Results	3216
28.14.6.3	Bout #1116 Results	3217
28.14.6.4	Bout #1119 Results	3218
28.14.6.5	Bout #1120 Results	3219
28.14.6.6	Bout #1123 Results	3220
28.14.6.7	Bout #1124 Results	3221
28.14.7	Pool Round - Pool A	3222
28.14.7.1	Round Robin Summary	3222
28.14.7.2	Bout #1113 Results	3223
28.14.7.3	Bout #1114 Results	3224
28.14.7.4	Bout #1117 Results	3225
28.14.7.5	Bout #1118 Results	3226
28.14.7.6	Bout #1121 Results	3227
28.14.7.7	Bout #1122 Results	3228
28.15	Women's Kumite -55kg	3229
28.15.1	Entry List by Event	3230
28.15.2	Brackets	3231
28.15.3	Medallists	3232
28.15.4	Finals	3233
28.15.4.1	Bronze Medal Bout #1244 Results	3233
28.15.4.2	Gold Medal Bout #1250 Results	3234
28.15.5	Semifinals	3235
28.15.5.1	Bout #1140 Results	3235
28.15.5.2	Bout #1237 Results	3236
28.15.6	Pool Round - Pool B	3237
28.15.6.1	Round Robin Summary	3237
28.15.6.2	Bout #1215 Results	3238
28.15.6.3	Bout #1218 Results	3239
28.15.6.4	Bout #1221 Results	3240

RESULTS BOOK

TABLE OF CONTENTS

28.15.7	Pool Round - Pool A	3241
28.15.7.1	Round Robin Summary	3241
28.15.7.2	Bout #1213 Results	3242
28.15.7.3	Bout #1214 Results	3243
28.15.7.4	Bout #1216 Results	3244
28.15.7.5	Bout #1217 Results	3245
28.15.7.6	Bout #1219 Results	3246
28.15.7.7	Bout #1220 Results	3247
28.16	Women's Kumite -61kg	3248
28.16.1	Entry List by Event	3249
28.16.2	Brackets	3250
28.16.3	Medallists	3251
28.16.4	Finals	3252
28.16.4.1	Bronze Medal Bout #2243 Results	3252
28.16.4.2	Gold Medal Bout #2249 Results	3253
28.16.5	Semifinals	3254
28.16.5.1	Bout #2137 Results	3254
28.16.5.2	Bout #2237 Results	3255
28.16.6	Pool Round - Pool B	3256
28.16.6.1	Round Robin Summary	3256
28.16.6.2	Bout #2103 Results	3257
28.16.6.3	Bout #2104 Results	3258
28.16.6.4	Bout #2107 Results	3259
28.16.6.5	Bout #2108 Results	3260
28.16.6.6	Bout #2111 Results	3261
28.16.6.7	Bout #2112 Results	3262
28.16.7	Pool Round - Pool A	3263
28.16.7.1	Round Robin Summary	3263
28.16.7.2	Bout #2101 Results	3264
28.16.7.3	Bout #2102 Results	3265
28.16.7.4	Bout #2105 Results	3266
28.16.7.5	Bout #2106 Results	3267
28.16.7.6	Bout #2109 Results	3268
28.16.7.7	Bout #2110 Results	3269
28.17	Women's Kumite -68kg	3270
28.17.1	Entry List by Event	3271
28.17.2	Brackets	3272
28.17.3	Medallists	3273
28.17.4	Finals	3274
28.17.4.1	Bronze Medal Bout #2245 Results	3274
28.17.4.2	Gold Medal Bout #2251 Results	3275
28.17.5	Semifinals	3276
28.17.5.1	Bout #2138 Results	3276
28.17.5.2	Bout #2238 Results	3277

RESULTS BOOK

TABLE OF CONTENTS

28.17.6	Pool Round - Pool B	3278
28.17.6.1	Round Robin Summary	3278
28.17.6.2	Bout #2203 Results	3279
28.17.6.3	Bout #2204 Results	3280
28.17.6.4	Bout #2207 Results	3281
28.17.6.5	Bout #2208 Results	3282
28.17.6.6	Bout #2211 Results	3283
28.17.6.7	Bout #2212 Results	3284
28.17.7	Pool Round - Pool A	3285
28.17.7.1	Round Robin Summary	3285
28.17.7.2	Bout #2201 Results	3286
28.17.7.3	Bout #2202 Results	3287
28.17.7.4	Bout #2205 Results	3288
28.17.7.5	Bout #2206 Results	3289
28.17.7.6	Bout #2209 Results	3290
28.17.7.7	Bout #2210 Results	3291
28.18	Women's Kumite +68kg	3292
28.18.1	Entry List by Event	3293
28.18.2	Brackets	3294
28.18.3	Medallists	3295
28.18.4	Finals	3296
28.18.4.1	Bronze Medal Bout #2247 Results	3296
28.18.4.2	Gold Medal Bout #2253 Results	3297
28.18.5	Semifinals	3298
28.18.5.1	Bout #2141 Results	3298
28.18.5.2	Bout #2241 Results	3299
28.18.6	Pool Round - Pool B	3300
28.18.6.1	Round Robin Summary	3300
28.18.6.2	Bout #2127 Results	3301
28.18.6.3	Bout #2128 Results	3302
28.18.6.4	Bout #2131 Results	3303
28.18.6.5	Bout #2132 Results	3304
28.18.6.6	Bout #2135 Results	3305
28.18.6.7	Bout #2136 Results	3306
28.18.7	Pool Round - Pool A	3307
28.18.7.1	Round Robin Summary	3307
28.18.7.2	Bout #2125 Results	3308
28.18.7.3	Bout #2126 Results	3309
28.18.7.4	Bout #2129 Results	3310
28.18.7.5	Bout #2130 Results	3311
28.18.7.6	Bout #2133 Results	3312
28.18.7.7	Bout #2134 Results	3313
28.19	Women's Kata	3314
28.19.1	Entry List by Event	3315

RESULTS BOOK

TABLE OF CONTENTS

28.19.2	Brackets	3316
28.19.3	Medallists	3317
28.19.4	Finals	3318
28.19.4.1	Bronze Medal Bout #1241 Results	3318
28.19.4.2	Gold Medal Bout #1246 Results	3319
28.19.5	Semifinals	3320
28.19.5.1	Bout #1138 Results	3320
28.19.5.2	Bout #1235 Results	3321
28.19.6	Pool Round - Pool B	3322
28.19.6.1	Round Robin Summary	3322
28.19.6.2	Bout #1203 Results	3323
28.19.6.3	Bout #1204 Results	3324
28.19.6.4	Bout #1207 Results	3325
28.19.6.5	Bout #1208 Results	3326
28.19.6.6	Bout #1211 Results	3327
28.19.6.7	Bout #1212 Results	3328
28.19.7	Pool Round - Pool A	3329
28.19.7.1	Round Robin Summary	3329
28.19.7.2	Bout #1201 Results	3330
28.19.7.3	Bout #1202 Results	3331
28.19.7.4	Bout #1205 Results	3332
28.19.7.5	Bout #1206 Results	3333
28.19.7.6	Bout #1209 Results	3334
28.19.7.7	Bout #1210 Results	3335



Number of Entries by NOC

As of THU 7 AUG 2025

NOC Code	Continent / NOC	Women							Men							Total
		Kum. -50kg	Kum. -55kg	Kum. -61kg	Kum. -68kg	Kum. +68kg	Kata	Total	Kum. -60kg	Kum. -67kg	Kum. -75kg	Kum. -84kg	Kum. +84kg	Kata	Total	
	Africa															
ALG	ALGERIA	1	0	0	0	0	0	1	0	0	0	0	0	0	0	1
EGY	EGYPT	0	0	1	1	1	0	3	0	0	1	0	1	1	3	6
MAR	MOROCCO	0	0	0	0	0	0	0	1	1	0	0	0	0	2	2
TUN	TUNISIA	0	0	1	0	0	0	1	0	0	0	0	0	0	0	1
Total	Africa	1	0	2	1	1	0	5	1	1	1	0	1	1	5	10
	Asia															
HKG	HONG KONG, CHINA	0	0	0	0	0	1	1	0	0	0	0	0	0	0	1
INA	INDONESIA	0	0	0	1	0	0	1	0	0	0	0	0	0	0	1
IRI	ISLAMIC REPUBLIC OF IRAN	1	0	1	0	0	1	3	0	0	0	0	1	0	1	4
JPN	JAPAN	0	1	1	1	0	1	4	1	1	1	1	0	1	5	9
JOR	JORDAN	0	0	0	0	0	0	0	0	1	0	1	0	0	2	2
KAZ	KAZAKHSTAN	1	0	1	0	1	0	3	1	1	1	0	0	0	3	6
KUW	KUWAIT	0	0	0	0	0	0	0	1	0	0	0	0	0	1	1
CHN	PEOPLE'S REPUBLIC OF CHINA	1	1	1	1	1	1	6	1	0	1	1	1	1	5	11
KSA	SAUDI ARABIA	0	0	0	0	0	0	0	0	1	0	0	0	0	1	1
Total	Asia	3	2	4	3	2	4	18	4	4	3	3	2	2	18	36
	Europe															
AZE	AZERBAIJAN	0	0	0	1	0	0	1	0	0	0	0	0	0	0	1
CRO	CROATIA	1	0	0	0	0	0	1	0	0	0	1	1	0	2	3
FRA	FRANCE	0	0	1	1	1	0	3	0	0	1	0	1	0	2	5
GER	GERMANY	0	1	0	0	1	0	2	0	0	0	0	0	0	0	2
GRE	GREECE	0	0	0	0	0	0	0	1	0	0	1	0	0	2	2
HUN	HUNGARY	0	0	0	0	0	0	0	0	0	1	0	0	0	1	1
ITA	ITALY	1	0	0	0	1	1	3	1	0	0	0	0	1	2	5
MNE	MONTENEGRO	0	0	0	0	0	0	0	0	1	0	0	0	0	1	1
NED	NETHERLANDS	0	0	0	0	0	0	0	0	0	0	1	0	0	1	1
SVK	SLOVAKIA	0	0	0	0	0	0	0	0	0	0	0	0	1	1	1
ESP	SPAIN	0	0	0	0	1	1	2	0	0	0	0	0	0	0	2
SWE	SWEDEN	0	0	0	0	0	0	0	0	0	0	0	0	1	1	1
SUI	SWITZERLAND	0	0	0	1	0	0	1	0	0	0	0	0	0	0	1
TUR	TURKIYE	0	1	1	1	0	0	3	1	1	0	0	0	1	3	6
UKR	UKRAINE	0	1	0	0	0	0	1	0	0	1	1	1	0	3	4
Total	Europe	2	3	2	4	4	2	17	3	2	3	4	3	4	19	36
	Oceania															



Number of Entries by NOC

As of THU 7 AUG 2025

NOC Code	Continent / NOC	Women							Men							Total
		Kum. -50kg	Kum. -55kg	Kum. -61kg	Kum. -68kg	Kum. +68kg	Kata	Total	Kum. -60kg	Kum. -67kg	Kum. -75kg	Kum. -84kg	Kum. +84kg	Kata	Total	
AUS	AUSTRALIA	0	0	0	0	1	0	1	0	0	1	0	0	0	1	2
Total	Oceania	0	0	0	0	1	0	1	0	0	1	0	0	0	1	2
	Pan America															
ARU	ARUBA	0	0	0	0	0	0	0	0	0	0	0	1	0	1	1
BRA	BRAZIL	0	0	0	0	0	0	0	0	1	0	0	0	0	1	1
CAN	CANADA	1	1	0	0	0	0	2	0	0	0	0	0	0	0	2
CHI	CHILE	0	1	0	0	0	0	1	0	0	0	0	0	0	0	1
COL	COLOMBIA	0	0	0	0	0	1	1	0	0	0	0	0	0	0	1
USA	UNITED STATES OF AMERICA	0	0	0	0	0	1	1	0	0	0	0	1	1	2	3
VEN	VENEZUELA	1	0	0	0	0	0	1	0	0	0	0	0	0	0	1
Total	Pan America	2	2	0	0	0	2	6	0	1	0	0	2	1	4	10
AIN	AIN	0	0	0	0	0	0	0	0	0	0	1	0	0	1	1
Total		0	0	0	0	0	0	0	0	0	0	1	0	0	1	1
Total		8	7	8	8	8	8	47	8	8	8	8	8	8	48	95



Entry List by NOC

As of THU 7 AUG 2025

NOC	Name	Event	Date of Birth
AIN - AIN	GASPARIAN Eduard	Men's Kumite -84kg	02 JAN 2005
ALG - ALGERIA	OUIKENE Cylia	Women's Kumite -50kg	07 SEP 2003
ARU - ARUBA	TIMMERMANS Rob Josephus Pascal Jules	Men's Kumite +84kg	21 MAY 1996
AUS - AUSTRALIA	DURHAM Mitchell	Men's Kumite -75kg	10 MAR 1998
	SULLIVAN Hannah	Women's Kumite +68kg	08 OCT 2002
AZE - AZERBAIJAN	ZARETSKA Iryna	Women's Kumite -68kg	04 MAR 1996
BRA - BRAZIL	FIGUEIRA Vinicius	Men's Kumite -67kg	15 APR 1991
CAN - CANADA	FURUMOTO-DESHAIES Hana	Women's Kumite -55kg	21 MAY 1996
	LAHYANSSA Yamina	Women's Kumite -50kg	15 FEB 2002
CHI - CHILE	TORO MENESES Valentina Ivanina	Women's Kumite -55kg	17 FEB 2000
COL - COLOMBIA	ZAPATA MACHADO Valentina	Women's Kata	13 JUL 2002
CRO - CROATIA	KVESIC Andjelo	Men's Kumite +84kg	08 JUN 1995
	KVESIC Ivan	Men's Kumite -84kg	13 OCT 1996
	SGARDELLI Ema	Women's Kumite -50kg	27 MAR 2004
EGY - EGYPT	ABDELAZIZ Abdalla	Men's Kumite -75kg	29 MAR 1999
	ELLITHY Adam	Men's Kata	01 NOV 2008
	MAHMOUD Taha	Men's Kumite +84kg	20 SEP 2000
	ALY Noursin	Women's Kumite -61kg	12 JAN 2002
	HENDY Hadir	Women's Kumite -68kg	20 JUL 1996
	OKILA Menna	Women's Kumite +68kg	25 MAY 2000
FRA - FRANCE	BERTHON Enzo	Men's Kumite -75kg	10 APR 2000
	FILALI Mehdi	Men's Kumite +84kg	05 JUL 1999
	GARCIA Nancy	Women's Kumite +68kg	15 MAR 1996
	SIVERT Laura	Women's Kumite -61kg	27 MAR 1997



Entry List by NOC

As of THU 7 AUG 2025

NOC	Name	Event	Date of Birth
	SOMBE Thalya	Women's Kumite -68kg	21 OCT 2003
GER - GERMANY			
	BITSCH Mia	Women's Kumite -55kg	12 JAN 2004
	KNEER Johanna	Women's Kumite +68kg	25 DEC 1997
GRE - GREECE			
	MASTROGIANNIS Konstantinos	Men's Kumite -84kg	27 DEC 2000
	XENOS Christos	Men's Kumite -60kg	21 MAR 2000
HKG - HONG KONG, CHINA			
	LAU Mo Sheung Grace	Women's Kata	19 OCT 1991
HUN - HUNGARY			
	HARSPATAKI Gabor	Men's Kumite -75kg	27 FEB 1996
INA - INDONESIA			
	ZEFANYA Ceyco Georgia	Women's Kumite -68kg	24 JUN 1999
IRI - ISLAMIC REPUBLIC OF IRAN			
	ABAZARI Saleh	Men's Kumite +84kg	03 MAR 1998
	BAHMANYAR Sara	Women's Kumite -50kg	21 MAR 1999
	GOLSHADNEZHAD Atousa	Women's Kumite -61kg	22 JUN 2003
	SADEGHI DASTAK Fatemeh	Women's Kata	19 OCT 1999
ITA - ITALY			
	CRESCENZO Angelo	Men's Kumite -60kg	05 AUG 1993
	GHINAMI Alessio	Men's Kata	11 JUN 2002
	D'ONOFRIO Terryana	Women's Kata	28 JAN 1997
	FERRACUTI Clio	Women's Kumite +68kg	10 OCT 1996
	PERFETTO Erminia	Women's Kumite -50kg	09 JUN 1995
JPN - JAPAN			
	HASHIMOTO Hiromu	Men's Kumite -60kg	01 MAY 2000
	KOZAKI Yugo	Men's Kumite -67kg	21 SEP 1999
	NISHIYAMA Kakeru	Men's Kata	20 AUG 1995
	SAKIYAMA Yusei	Men's Kumite -75kg	28 AUG 1999
	SHIMADA Rikito	Men's Kumite -84kg	25 DEC 1999
	KAMA Tsubasa	Women's Kumite -68kg	10 DEC 2003
	KODO Rina	Women's Kumite -55kg	03 OCT 2002
	ONO Maho	Women's Kata	09 FEB 1999
	SHIMADA Sarara	Women's Kumite -61kg	05 JUL 2001
JOR - JORDAN			
	ALJAFARI Mohammad Faiq Mohammad	Men's Kumite -84kg	02 FEB 2004
	ALMASATFA Abdel Rahman Tayel Hayel	Men's Kumite -67kg	26 MAY 1996



Entry List by NOC

As of THU 7 AUG 2025

NOC	Name	Event	Date of Birth
KAZ - KAZAKHSTAN			
	ALPYSBAY Kaisar	Men's Kumite -60kg	11 DEC 1995
	AMIRALI Didar	Men's Kumite -67kg	22 FEB 1996
	AZHIKANOV Nurkanat	Men's Kumite -75kg	23 FEB 2001
	BERULTSEVA Sofya	Women's Kumite +68kg	06 NOV 2000
	KANAY Assel	Women's Kumite -61kg	25 MAY 2001
	ZHANGBYRBAY Moldir	Women's Kumite -50kg	18 MAY 1997
KUW - KUWAIT			
	SHAABAN Abdullah	Men's Kumite -60kg	12 JUN 1994
MNE - MONTENEGRO			
	DULOVIC Nenad	Men's Kumite -67kg	14 NOV 1998
MAR - MOROCCO			
	JINA Abdel Ali	Men's Kumite -60kg	13 NOV 2002
	OUBAYA Said	Men's Kumite -67kg	28 MAY 2003
NED - NETHERLANDS			
	TIMMERMANS Brian	Men's Kumite -84kg	15 SEP 1997
CHN - PEOPLE'S REPUBLIC OF CHINA			
	DUAN Peiqi	Men's Kumite -84kg	15 JUL 2002
	SHI Leilei	Men's Kumite -60kg	26 JAN 2001
	XU Junbo	Men's Kumite -75kg	23 SEP 2002
	YANG Kangwei	Men's Kata	08 NOV 1998
	ZHAI Ang	Men's Kumite +84kg	17 APR 2000
	GONG Li	Women's Kumite -61kg	16 AUG 1999
	LI Qiaoqiao	Women's Kumite -68kg	15 MAR 2000
	TAO Yiwei	Women's Kata	21 JUN 2001
	WANG Junhui	Women's Kumite -50kg	27 OCT 2001
	WEI Yuchun	Women's Kumite -55kg	07 JUL 2001
	XU Qiqi	Women's Kumite +68kg	03 OCT 2001
KSA - SAUDI ARABIA			
	ALKHATHAMI Fahad Atiah S	Men's Kumite -67kg	30 SEP 1990
SVK - SLOVAKIA			
	HRCKA Roman	Men's Kata	02 DEC 2003
ESP - SPAIN			
	GARCIA LOZANO Paola	Women's Kata	22 FEB 2006
	TORRES GARCIA Maria	Women's Kumite +68kg	22 JUL 1997
SWE - SWEDEN			
	VU Anthony	Men's Kata	24 JAN 2006



Entry List by NOC

As of THU 7 AUG 2025

NOC	Name	Event	Date of Birth
SUI - SWITZERLAND	QUIRICI Elena Norina	Women's Kumite -68kg	16 FEB 1994
TUN - TUNISIA	MAHJOUB Wafa	Women's Kumite -61kg	19 MAY 2001
TUR - TURKIYE	KOC Tarik	Men's Kata	11 NOV 2008
	OZER Omer Abdurrahim	Men's Kumite -67kg	08 MAR 2000
	SAMDAN Eray	Men's Kumite -60kg	25 JUL 1997
	ELTEMUR Eda	Women's Kumite -68kg	11 APR 1999
	YAKAN Tuba	Women's Kumite -55kg	08 JAN 1991
	YENEN Fatma Naz	Women's Kumite -61kg	29 AUG 2001
UKR - UKRAINE	CHOBOTAR Valerii	Men's Kumite -84kg	27 JUL 1993
	TALIBOV Ryzvan	Men's Kumite +84kg	20 JAN 1998
	ZAPLITNYI Andrii	Men's Kumite -75kg	13 JUL 2001
	TERLIUGA Anzhelika	Women's Kumite -55kg	27 MAR 1992
USA - UNITED STATES OF AMERICA	SAGILYAN Eddie	Men's Kumite +84kg	25 APR 2004
	TORRES GUTIERREZ Ariel	Men's Kata	06 NOV 1997
	KOKUMAI Sakura Emma	Women's Kata	02 OCT 1992
VEN - VENEZUELA	SALAZAR Yorgelis	Women's Kumite -50kg	10 NOV 1997



Session Schedule

As of THU 7 AUG 2025

SESSION 1 - Tatami 1

Contest No	Weight Category	Round	Color	Name	NOC Code	Points	Winner	Results Code
1101	MEN'S KATA	Elimination	RED	ELLITHY Adam	EGY			
			BLUE	YANG Kangwei	CHN			
1102	MEN'S KATA	Elimination	RED	KOC Tarik	TUR			
			BLUE	TORRES GUTIERREZ Ariel	USA			
1103	MEN'S KATA	Elimination	RED	VU Anthony	SWE			
			BLUE	GHINAMI Alessio	ITA			
1104	MEN'S KATA	Elimination	RED	HRCKA Roman	SVK			
			BLUE	NISHIYAMA Kakeru	JPN			
1105	MEN'S KATA	Elimination	RED	YANG Kangwei	CHN			
			BLUE	KOC Tarik	TUR			
1106	MEN'S KATA	Elimination	RED	ELLITHY Adam	EGY			
			BLUE	TORRES GUTIERREZ Ariel	USA			
1107	MEN'S KATA	Elimination	RED	GHINAMI Alessio	ITA			
			BLUE	HRCKA Roman	SVK			
1108	MEN'S KATA	Elimination	RED	VU Anthony	SWE			
			BLUE	NISHIYAMA Kakeru	JPN			
1109	MEN'S KATA	Elimination	RED	ELLITHY Adam	EGY			
			BLUE	KOC Tarik	TUR			
1110	MEN'S KATA	Elimination	RED	YANG Kangwei	CHN			
			BLUE	TORRES GUTIERREZ Ariel	USA			
1111	MEN'S KATA	Elimination	RED	VU Anthony	SWE			
			BLUE	HRCKA Roman	SVK			
1112	MEN'S KATA	Elimination	RED	GHINAMI Alessio	ITA			
			BLUE	NISHIYAMA Kakeru	JPN			
1113	WOMEN'S KUMITE -50KG	Elimination	RED	SGARDELLI Ema	CRO			
			BLUE	BAHMANYAR Sara	IRI			
1114	WOMEN'S KUMITE -50KG	Elimination	RED	LAHYANSSA Yamina	CAN			
			BLUE	PERFETTO Erminia	ITA			
1115	WOMEN'S KUMITE -50KG	Elimination	RED	SALAZAR Yorgelis	VEN			
			BLUE	WANG Junhui	CHN			
1116	WOMEN'S KUMITE -50KG	Elimination	RED	OUIKENE Cylia	ALG			
			BLUE	ZHANGBYRBAY Moldir	KAZ			
1117	WOMEN'S KUMITE -50KG	Elimination	RED	BAHMANYAR Sara	IRI			
			BLUE	LAHYANSSA Yamina	CAN			
1118	WOMEN'S KUMITE -50KG	Elimination	RED	SGARDELLI Ema	CRO			
			BLUE	PERFETTO Erminia	ITA			
1119	WOMEN'S KUMITE -50KG	Elimination	RED	WANG Junhui	CHN			
			BLUE	OUIKENE Cylia	ALG			
1120	WOMEN'S KUMITE -50KG	Elimination	RED	SALAZAR Yorgelis	VEN			
			BLUE	ZHANGBYRBAY Moldir	KAZ			
1121	WOMEN'S KUMITE -50KG	Elimination	RED	SGARDELLI Ema	CRO			
			BLUE	LAHYANSSA Yamina	CAN			
1122	WOMEN'S KUMITE -50KG	Elimination	RED	BAHMANYAR Sara	IRI			
			BLUE	PERFETTO Erminia	ITA			



Session Schedule

As of THU 7 AUG 2025

SESSION 1 - Tatami 1

Contest No	Weight Category	Round	Color	Name	NOC Code	Points	Winner	Results Code
1123	WOMEN'S KUMITE -50KG	Elimination	RED	SALAZAR Yorgelis	VEN			
			BLUE	OUIKENE Cylia	ALG			
1124	WOMEN'S KUMITE -50KG	Elimination	RED	WANG Junhui	CHN			
			BLUE	ZHANGBYRBAY Moldir	KAZ			
1125	MEN'S KUMITE -60KG	Elimination	RED	ALPYSBAY Kaisar	KAZ			
			BLUE	SHAABAN Abdullah	KUW			
1126	MEN'S KUMITE -60KG	Elimination	RED	SHI Leilei	CHN			
			BLUE	XENOS Christos	GRE			
1127	MEN'S KUMITE -60KG	Elimination	RED	SAMDAN Eray	TUR			
			BLUE	JINA Abdel Ali	MAR			
1128	MEN'S KUMITE -60KG	Elimination	RED	CRESCENZO Angelo	ITA			
			BLUE	HASHIMOTO Hiromu	JPN			
1129	MEN'S KUMITE -60KG	Elimination	RED	SHAABAN Abdullah	KUW			
			BLUE	SHI Leilei	CHN			
1130	MEN'S KUMITE -60KG	Elimination	RED	ALPYSBAY Kaisar	KAZ			
			BLUE	XENOS Christos	GRE			
1131	MEN'S KUMITE -60KG	Elimination	RED	JINA Abdel Ali	MAR			
			BLUE	CRESCENZO Angelo	ITA			
1132	MEN'S KUMITE -60KG	Elimination	RED	SAMDAN Eray	TUR			
			BLUE	HASHIMOTO Hiromu	JPN			
1133	MEN'S KUMITE -60KG	Elimination	RED	ALPYSBAY Kaisar	KAZ			
			BLUE	SHI Leilei	CHN			
1134	MEN'S KUMITE -60KG	Elimination	RED	SHAABAN Abdullah	KUW			
			BLUE	XENOS Christos	GRE			
1135	MEN'S KUMITE -60KG	Elimination	RED	SAMDAN Eray	TUR			
			BLUE	CRESCENZO Angelo	ITA			
1136	MEN'S KUMITE -60KG	Elimination	RED	JINA Abdel Ali	MAR			
			BLUE	HASHIMOTO Hiromu	JPN			



Session Schedule

As of THU 7 AUG 2025

SESSION 1 - Tatami 2

Contest No	Weight Category	Round	Color	Name	NOC Code	Points	Winner	Results Code
1201	WOMEN'S KATA	Elimination	RED	SADEGHI DASTAK Fatemeh	IRI			
			BLUE	KOKUMAI Sakura Emma	USA			
1202	WOMEN'S KATA	Elimination	RED	D'ONOFRIO Terryana	ITA			
			BLUE	ONO Maho	JPN			
1203	WOMEN'S KATA	Elimination	RED	GARCIA LOZANO Paola	ESP			
			BLUE	ZAPATA MACHADO Valentina	COL			
1204	WOMEN'S KATA	Elimination	RED	TAO Yiwei	CHN			
			BLUE	LAU Mo Sheung Grace	HKG			
1205	WOMEN'S KATA	Elimination	RED	KOKUMAI Sakura Emma	USA			
			BLUE	D'ONOFRIO Terryana	ITA			
1206	WOMEN'S KATA	Elimination	RED	SADEGHI DASTAK Fatemeh	IRI			
			BLUE	ONO Maho	JPN			
1207	WOMEN'S KATA	Elimination	RED	ZAPATA MACHADO Valentina	COL			
			BLUE	TAO Yiwei	CHN			
1208	WOMEN'S KATA	Elimination	RED	GARCIA LOZANO Paola	ESP			
			BLUE	LAU Mo Sheung Grace	HKG			
1209	WOMEN'S KATA	Elimination	RED	SADEGHI DASTAK Fatemeh	IRI			
			BLUE	D'ONOFRIO Terryana	ITA			
1210	WOMEN'S KATA	Elimination	RED	KOKUMAI Sakura Emma	USA			
			BLUE	ONO Maho	JPN			
1211	WOMEN'S KATA	Elimination	RED	GARCIA LOZANO Paola	ESP			
			BLUE	TAO Yiwei	CHN			
1212	WOMEN'S KATA	Elimination	RED	ZAPATA MACHADO Valentina	COL			
			BLUE	LAU Mo Sheung Grace	HKG			
1213	WOMEN'S KUMITE -55KG	Elimination	RED	FURUMOTO-DESHAIES Hana	CAN			
			BLUE	KODO Rina	JPN			
1214	WOMEN'S KUMITE -55KG	Elimination	RED	WEI Yuchun	CHN			
			BLUE	BITSCH Mia	GER			
1215	WOMEN'S KUMITE -55KG	Elimination	RED	TORO MENESES Valentina Ivanina	CHI			
			BLUE	YAKAN Tuba	TUR			
1216	WOMEN'S KUMITE -55KG	Elimination	RED	KODO Rina	JPN			
			BLUE	WEI Yuchun	CHN			
1217	WOMEN'S KUMITE -55KG	Elimination	RED	FURUMOTO-DESHAIES Hana	CAN			
			BLUE	BITSCH Mia	GER			
1218	WOMEN'S KUMITE -55KG	Elimination	RED	YAKAN Tuba	TUR			
			BLUE	TERLIUGA Anzhelika	UKR			
1219	WOMEN'S KUMITE -55KG	Elimination	RED	FURUMOTO-DESHAIES Hana	CAN			
			BLUE	WEI Yuchun	CHN			
1220	WOMEN'S KUMITE -55KG	Elimination	RED	KODO Rina	JPN			
			BLUE	BITSCH Mia	GER			
1221	WOMEN'S KUMITE -55KG	Elimination	RED	TORO MENESES Valentina Ivanina	CHI			
			BLUE	TERLIUGA Anzhelika	UKR			
1222	MEN'S KUMITE -67KG	Elimination	RED	FIGUEIRA Vinicius	BRA			
			BLUE	AMIRALI Didar	KAZ			



Session Schedule

As of THU 7 AUG 2025

SESSION 1 - Tatami 2

Contest No	Weight Category	Round	Color	Name	NOC Code	Points	Winner	Results Code
1223	MEN'S KUMITE -67KG	Elimination	RED	ALKHATHAMI Fahad Atiah S	KSA			
			BLUE	OUBAYA Said	MAR			
1224	MEN'S KUMITE -67KG	Elimination	RED	DULOVIC Nenad	MNE			
			BLUE	ALMASATFA Abdel Rahman Tayel Hayel	JOR			
1225	MEN'S KUMITE -67KG	Elimination	RED	OZER Omer Abdurrahim	TUR			
			BLUE	KOZAKI Yugo	JPN			
1226	MEN'S KUMITE -67KG	Elimination	RED	AMIRALI Didar	KAZ			
			BLUE	ALKHATHAMI Fahad Atiah S	KSA			
1227	MEN'S KUMITE -67KG	Elimination	RED	FIGUEIRA Vinicius	BRA			
			BLUE	OUBAYA Said	MAR			
1228	MEN'S KUMITE -67KG	Elimination	RED	ALMASATFA Abdel Rahman Tayel Hayel	JOR			
			BLUE	OZER Omer Abdurrahim	TUR			
1229	MEN'S KUMITE -67KG	Elimination	RED	DULOVIC Nenad	MNE			
			BLUE	KOZAKI Yugo	JPN			
1230	MEN'S KUMITE -67KG	Elimination	RED	FIGUEIRA Vinicius	BRA			
			BLUE	ALKHATHAMI Fahad Atiah S	KSA			
1231	MEN'S KUMITE -67KG	Elimination	RED	AMIRALI Didar	KAZ			
			BLUE	OUBAYA Said	MAR			
1232	MEN'S KUMITE -67KG	Elimination	RED	DULOVIC Nenad	MNE			
			BLUE	OZER Omer Abdurrahim	TUR			
1233	MEN'S KUMITE -67KG	Elimination	RED	ALMASATFA Abdel Rahman Tayel Hayel	JOR			
			BLUE	KOZAKI Yugo	JPN			



Session Schedule

As of THU 7 AUG 2025

SESSION 2 - Tatami 1

Contest No	Weight Category	Round	Color	Name	NOC Code	Points	Winner	Results Code
1137	MEN'S KATA	Semifinals	RED					
			BLUE					
1138	WOMEN'S KATA	Semifinals	RED					
			BLUE					
1139	WOMEN'S KUMITE -50KG	Semifinals	RED					
			BLUE					
1140	WOMEN'S KUMITE -55KG	Semifinals	RED					
			BLUE					
1141	MEN'S KUMITE -60KG	Semifinals	RED					
			BLUE					
1142	MEN'S KUMITE -67KG	Semifinals	RED					
			BLUE					



Session Schedule

As of THU 7 AUG 2025

SESSION 2 - Tatami 2

Contest No	Weight Category	Round	Color	Name	NOC Code	Points	Winner	Results Code
1234	MEN'S KATA	Semifinals	RED					
			BLUE					
1235	WOMEN'S KATA	Semifinals	RED					
			BLUE					
1236	WOMEN'S KUMITE -50KG	Semifinals	RED					
			BLUE					
1237	WOMEN'S KUMITE -55KG	Semifinals	RED					
			BLUE					
1238	MEN'S KUMITE -60KG	Semifinals	RED					
			BLUE					
1239	MEN'S KUMITE -67KG	Semifinals	RED					
			BLUE					
1240	MEN'S KATA	Bronze Medal Match	RED					
			BLUE					
1241	WOMEN'S KATA	Bronze Medal Match	RED					
			BLUE					
1242	WOMEN'S KUMITE -50KG	Bronze Medal Match	RED					
			BLUE					
1243	MEN'S KUMITE -60KG	Bronze Medal Match	RED					
			BLUE					
1244	WOMEN'S KUMITE -55KG	Bronze Medal Match	RED					
			BLUE					
1245	MEN'S KUMITE -67KG	Bronze Medal Match	RED					
			BLUE					
1246	WOMEN'S KATA	Gold Medal Match	RED					
			BLUE					
1247	MEN'S KATA	Gold Medal Match	RED					
			BLUE					
1248	WOMEN'S KUMITE -50KG	Gold Medal Match	RED					
			BLUE					
1249	MEN'S KUMITE -60KG	Gold Medal Match	RED					
			BLUE					
1250	WOMEN'S KUMITE -55KG	Gold Medal Match	RED					
			BLUE					
1251	MEN'S KUMITE -67KG	Gold Medal Match	RED					
			BLUE					



Session Schedule

As of THU 7 AUG 2025

SESSION 3 - Tatami 1

Contest No	Weight Category	Round	Color	Name	NOC Code	Points	Winner	Results Code
2101	WOMEN'S KUMITE -61KG	Elimination	RED	MAHJOUB Wafa	TUN			
			BLUE	YENEN Fatma Naz	TUR			
2102	WOMEN'S KUMITE -61KG	Elimination	RED	GONG Li	CHN			
			BLUE	SHIMADA Sarara	JPN			
2103	WOMEN'S KUMITE -61KG	Elimination	RED	ALY Noursin	EGY			
			BLUE	GOLSHADNEZHAD Atousa	IRI			
2104	WOMEN'S KUMITE -61KG	Elimination	RED	SIVERT Laura	FRA			
			BLUE	KANAY Assel	KAZ			
2105	WOMEN'S KUMITE -61KG	Elimination	RED	YENEN Fatma Naz	TUR			
			BLUE	GONG Li	CHN			
2106	WOMEN'S KUMITE -61KG	Elimination	RED	MAHJOUB Wafa	TUN			
			BLUE	SHIMADA Sarara	JPN			
2107	WOMEN'S KUMITE -61KG	Elimination	RED	GOLSHADNEZHAD Atousa	IRI			
			BLUE	SIVERT Laura	FRA			
2108	WOMEN'S KUMITE -61KG	Elimination	RED	ALY Noursin	EGY			
			BLUE	KANAY Assel	KAZ			
2109	WOMEN'S KUMITE -61KG	Elimination	RED	MAHJOUB Wafa	TUN			
			BLUE	GONG Li	CHN			
2110	WOMEN'S KUMITE -61KG	Elimination	RED	YENEN Fatma Naz	TUR			
			BLUE	SHIMADA Sarara	JPN			
2111	WOMEN'S KUMITE -61KG	Elimination	RED	ALY Noursin	EGY			
			BLUE	SIVERT Laura	FRA			
2112	WOMEN'S KUMITE -61KG	Elimination	RED	GOLSHADNEZHAD Atousa	IRI			
			BLUE	KANAY Assel	KAZ			
2113	MEN'S KUMITE -75KG	Elimination	RED	ZAPLITNYI Andrii	UKR			
			BLUE	SAKIYAMA Yusei	JPN			
2114	MEN'S KUMITE -75KG	Elimination	RED	XU Junbo	CHN			
			BLUE	BERTHON Enzo	FRA			
2115	MEN'S KUMITE -75KG	Elimination	RED	HARSPATAKI Gabor	HUN			
			BLUE	DURHAM Mitchell	AUS			
2116	MEN'S KUMITE -75KG	Elimination	RED	AZHIKANOV Nurkanat	KAZ			
			BLUE	ABDELAZIZ Abdalla	EGY			
2117	MEN'S KUMITE -75KG	Elimination	RED	SAKIYAMA Yusei	JPN			
			BLUE	XU Junbo	CHN			
2118	MEN'S KUMITE -75KG	Elimination	RED	ZAPLITNYI Andrii	UKR			
			BLUE	BERTHON Enzo	FRA			
2119	MEN'S KUMITE -75KG	Elimination	RED	DURHAM Mitchell	AUS			
			BLUE	AZHIKANOV Nurkanat	KAZ			
2120	MEN'S KUMITE -75KG	Elimination	RED	HARSPATAKI Gabor	HUN			
			BLUE	ABDELAZIZ Abdalla	EGY			
2121	MEN'S KUMITE -75KG	Elimination	RED	ZAPLITNYI Andrii	UKR			
			BLUE	XU Junbo	CHN			
2122	MEN'S KUMITE -75KG	Elimination	RED	SAKIYAMA Yusei	JPN			
			BLUE	BERTHON Enzo	FRA			



Session Schedule

As of THU 7 AUG 2025

SESSION 3 - Tatami 1

Contest No	Weight Category	Round	Color	Name	NOC Code	Points	Winner	Results Code
2123	MEN'S KUMITE -75KG	Elimination	RED	HARSPATAKI Gabor	HUN			
			BLUE	AZHIKANOV Nurkanat	KAZ			
2124	MEN'S KUMITE -75KG	Elimination	RED	DURHAM Mitchell	AUS			
			BLUE	ABDELAZIZ Abdalla	EGY			
2125	WOMEN'S KUMITE +68KG	Elimination	RED	XU Qiqi	CHN			
			BLUE	FERRACUTI Clio	ITA			
2126	WOMEN'S KUMITE +68KG	Elimination	RED	GARCIA Nancy	FRA			
			BLUE	BERULTSEVA Sofya	KAZ			
2127	WOMEN'S KUMITE +68KG	Elimination	RED	OKILA Menna	EGY			
			BLUE	KNEER Johanna	GER			
2128	WOMEN'S KUMITE +68KG	Elimination	RED	SULLIVAN Hannah	AUS			
			BLUE	TORRES GARCIA Maria	ESP			
2129	WOMEN'S KUMITE +68KG	Elimination	RED	FERRACUTI Clio	ITA			
			BLUE	GARCIA Nancy	FRA			
2130	WOMEN'S KUMITE +68KG	Elimination	RED	XU Qiqi	CHN			
			BLUE	BERULTSEVA Sofya	KAZ			
2131	WOMEN'S KUMITE +68KG	Elimination	RED	KNEER Johanna	GER			
			BLUE	SULLIVAN Hannah	AUS			
2132	WOMEN'S KUMITE +68KG	Elimination	RED	OKILA Menna	EGY			
			BLUE	TORRES GARCIA Maria	ESP			
2133	WOMEN'S KUMITE +68KG	Elimination	RED	XU Qiqi	CHN			
			BLUE	GARCIA Nancy	FRA			
2134	WOMEN'S KUMITE +68KG	Elimination	RED	FERRACUTI Clio	ITA			
			BLUE	BERULTSEVA Sofya	KAZ			
2135	WOMEN'S KUMITE +68KG	Elimination	RED	OKILA Menna	EGY			
			BLUE	SULLIVAN Hannah	AUS			
2136	WOMEN'S KUMITE +68KG	Elimination	RED	KNEER Johanna	GER			
			BLUE	TORRES GARCIA Maria	ESP			



Session Schedule

As of THU 7 AUG 2025

SESSION 3 - Tatami 2

Contest No	Weight Category	Round	Color	Name	NOC Code	Points	Winner	Results Code
2201	WOMEN'S KUMITE -68KG	Elimination	RED	HENDY Hadir	EGY			
			BLUE	ZEFANYA Ceyco Georgia	INA			
2202	WOMEN'S KUMITE -68KG	Elimination	RED	LI Qiaoqiao	CHN			
			BLUE	ZARETSKA Iryna	AZE			
2203	WOMEN'S KUMITE -68KG	Elimination	RED	SOMBE Thalya	FRA			
			BLUE	KAMA Tsubasa	JPN			
2204	WOMEN'S KUMITE -68KG	Elimination	RED	ELTEMUR Eda	TUR			
			BLUE	QUIRICI Elena Norina	SUI			
2205	WOMEN'S KUMITE -68KG	Elimination	RED	ZEFANYA Ceyco Georgia	INA			
			BLUE	LI Qiaoqiao	CHN			
2206	WOMEN'S KUMITE -68KG	Elimination	RED	HENDY Hadir	EGY			
			BLUE	ZARETSKA Iryna	AZE			
2207	WOMEN'S KUMITE -68KG	Elimination	RED	KAMA Tsubasa	JPN			
			BLUE	ELTEMUR Eda	TUR			
2208	WOMEN'S KUMITE -68KG	Elimination	RED	SOMBE Thalya	FRA			
			BLUE	QUIRICI Elena Norina	SUI			
2209	WOMEN'S KUMITE -68KG	Elimination	RED	HENDY Hadir	EGY			
			BLUE	LI Qiaoqiao	CHN			
2210	WOMEN'S KUMITE -68KG	Elimination	RED	ZEFANYA Ceyco Georgia	INA			
			BLUE	ZARETSKA Iryna	AZE			
2211	WOMEN'S KUMITE -68KG	Elimination	RED	SOMBE Thalya	FRA			
			BLUE	ELTEMUR Eda	TUR			
2212	WOMEN'S KUMITE -68KG	Elimination	RED	KAMA Tsubasa	JPN			
			BLUE	QUIRICI Elena Norina	SUI			
2213	MEN'S KUMITE -84KG	Elimination	RED	DUAN Peiqi	CHN			
			BLUE	GASPARIAN Eduard	AIN			
2214	MEN'S KUMITE -84KG	Elimination	RED	CHOBOTAR Valerii	UKR			
			BLUE	SHIMADA Rikito	JPN			
2215	MEN'S KUMITE -84KG	Elimination	RED	MASTROGIANNIS Konstantinos	GRE			
			BLUE	TIMMERMANS Brian	NED			
2216	MEN'S KUMITE -84KG	Elimination	RED	KVESIC Ivan	CRO			
			BLUE	ALJAFARI Mohammad Faiq Mohammad	JOR			
2217	MEN'S KUMITE -84KG	Elimination	RED	GASPARIAN Eduard	AIN			
			BLUE	CHOBOTAR Valerii	UKR			
2218	MEN'S KUMITE -84KG	Elimination	RED	DUAN Peiqi	CHN			
			BLUE	SHIMADA Rikito	JPN			
2219	MEN'S KUMITE -84KG	Elimination	RED	TIMMERMANS Brian	NED			
			BLUE	KVESIC Ivan	CRO			
2220	MEN'S KUMITE -84KG	Elimination	RED	MASTROGIANNIS Konstantinos	GRE			
			BLUE	ALJAFARI Mohammad Faiq Mohammad	JOR			
2221	MEN'S KUMITE -84KG	Elimination	RED	DUAN Peiqi	CHN			
			BLUE	CHOBOTAR Valerii	UKR			
2222	MEN'S KUMITE -84KG	Elimination	RED	GASPARIAN Eduard	AIN			
			BLUE	SHIMADA Rikito	JPN			



Session Schedule

As of THU 7 AUG 2025

SESSION 3 - Tatami 2

Contest No	Weight Category	Round	Color	Name	NOC Code	Points	Winner	Results Code
2223	MEN'S KUMITE -84KG	Elimination	RED	MASTROGIANNIS Konstantinos	GRE			
			BLUE	KVESIC Ivan	CRO			
2224	MEN'S KUMITE -84KG	Elimination	RED	TIMMERMANS Brian	NED			
			BLUE	ALJAFARI Mohammad Faiq Mohammad	JOR			
2225	MEN'S KUMITE +84KG	Elimination	RED	TIMMERMANS Rob Josephus Pascal Jules	ARU			
			BLUE	TALIBOV Ryzvan	UKR			
2226	MEN'S KUMITE +84KG	Elimination	RED	FILALI Mehdi	FRA			
			BLUE	KVESIC Andjelo	CRO			
2227	MEN'S KUMITE +84KG	Elimination	RED	SAGILYAN Eddie	USA			
			BLUE	ABAZARI Saleh	IRI			
2228	MEN'S KUMITE +84KG	Elimination	RED	ZHAI Ang	CHN			
			BLUE	MAHMOUD Taha	EGY			
2229	MEN'S KUMITE +84KG	Elimination	RED	TALIBOV Ryzvan	UKR			
			BLUE	FILALI Mehdi	FRA			
2230	MEN'S KUMITE +84KG	Elimination	RED	TIMMERMANS Rob Josephus Pascal Jules	ARU			
			BLUE	KVESIC Andjelo	CRO			
2231	MEN'S KUMITE +84KG	Elimination	RED	ABAZARI Saleh	IRI			
			BLUE	ZHAI Ang	CHN			
2232	MEN'S KUMITE +84KG	Elimination	RED	SAGILYAN Eddie	USA			
			BLUE	MAHMOUD Taha	EGY			
2233	MEN'S KUMITE +84KG	Elimination	RED	TIMMERMANS Rob Josephus Pascal Jules	ARU			
			BLUE	FILALI Mehdi	FRA			
2234	MEN'S KUMITE +84KG	Elimination	RED	TALIBOV Ryzvan	UKR			
			BLUE	KVESIC Andjelo	CRO			
2235	MEN'S KUMITE +84KG	Elimination	RED	SAGILYAN Eddie	USA			
			BLUE	ZHAI Ang	CHN			
2236	MEN'S KUMITE +84KG	Elimination	RED	ABAZARI Saleh	IRI			
			BLUE	MAHMOUD Taha	EGY			



Session Schedule

As of SAT 9 AUG 2025

SESSION 4 - Tatami 1

Contest No	Weight Category	Round	Color	Name	NOC Code	Points	Winner	Results Code
2137	WOMENS KUMITE -61KG	Semifinals	RED	ALY Noursin	EGY			
			BLUE	GONG Li	CHN			
2138	WOMENS KUMITE -68KG	Semifinals	RED	KAMA Tsubasa	JPN			
			BLUE	ZARETSKA Iryna	AZE			
2139	MENS KUMITE -75KG	Semifinals	RED	ABDELAZIZ Abdalla	EGY			
			BLUE	BERTHON Enzo	FRA			
2140	MENS KUMITE -84KG	Semifinals	RED	KVESIC Ivan	CRO			
			BLUE	DUAN Peiqi	CHN			
2141	WOMENS KUMITE +68KG	Semifinals	RED	KNEER Johanna	GER			
			BLUE	FERRACUTI Clio	ITA			
2142	MENS KUMITE +84KG	Semifinals	RED	ABAZARI Saleh	IRI			
			BLUE	TALIBOV Ryzvan	UKR			



Session Schedule

As of SAT 9 AUG 2025

SESSION 4 - Tatami 2

Contest No	Weight Category	Round	Color	Name	NOC Code	Points	Winner	Results Code
2237	WOMENS KUMITE -61KG	Semifinals	RED	SHIMADA Sarara	JPN			
			BLUE	GOLSHADNEZHAD Atousa	IRI			
2238	WOMENS KUMITE -68KG	Semifinals	RED	HENDY Hadir	EGY			
			BLUE	QUIRICI Elena Norina	SUI			
2239	MENS KUMITE -75KG	Semifinals	RED	SAKIYAMA Yusei	JPN			
			BLUE	AZHIKANOV Nurkanat	KAZ			
2240	MENS KUMITE -84KG	Semifinals	RED	SHIMADA Rikito	JPN			
			BLUE	ALJAFARI Mohammad Faiq Mohammad	JOR			
2241	WOMENS KUMITE +68KG	Semifinals	RED	BERULTSEVA Sofya	KAZ			
			BLUE	TORRES GARCIA Maria	ESP			
2242	MENS KUMITE +84KG	Semifinals	RED	KVESIC Andjelo	CRO			
			BLUE	MAHMOUD Taha	EGY			
2243	WOMENS KUMITE -61KG	Bronze Medal Match	RED	ALY Noursin	EGY			
			BLUE	GOLSHADNEZHAD Atousa	IRI			
2244	MENS KUMITE -75KG	Bronze Medal Match	RED	ABDELAZIZ Abdalla	EGY			
			BLUE	AZHIKANOV Nurkanat	KAZ			
2245	WOMENS KUMITE -68KG	Bronze Medal Match	RED	KAMA Tsubasa	JPN			
			BLUE	HENDY Hadir	EGY			
2246	MENS KUMITE -84KG	Bronze Medal Match	RED	DUAN Peiqi	CHN			
			BLUE	SHIMADA Rikito	JPN			
2247	WOMENS KUMITE +68KG	Bronze Medal Match	RED	FERRACUTI Clio	ITA			
			BLUE	BERULTSEVA Sofya	KAZ			
2248	MENS KUMITE +84KG	Bronze Medal Match	RED	ABAZARI Saleh	IRI			
			BLUE	MAHMOUD Taha	EGY			
2249	WOMENS KUMITE -61KG	Gold Medal Match	RED	GONG Li	CHN			
			BLUE	SHIMADA Sarara	JPN			
2250	MENS KUMITE -75KG	Gold Medal Match	RED	BERTHON Enzo	FRA			
			BLUE	SAKIYAMA Yusei	JPN			
2251	WOMENS KUMITE -68KG	Gold Medal Match	RED	ZARETSKA Iryna	AZE			
			BLUE	QUIRICI Elena Norina	SUI			
2252	MENS KUMITE -84KG	Gold Medal Match	RED	KVESIC Ivan	CRO			
			BLUE	ALJAFARI Mohammad Faiq Mohammad	JOR			
2253	WOMENS KUMITE +68KG	Gold Medal Match	RED	KNEER Johanna	GER			
			BLUE	TORRES GARCIA Maria	ESP			
2254	MENS KUMITE +84KG	Gold Medal Match	RED	TALIBOV Ryzvan	UKR			
			BLUE	KVESIC Andjelo	CRO			



Results Summary

As of FRI 8 AUG 2025

SESSION 1 - Tatami 1

Contest No	Weight Category	Round	Color	Name	NOC Code	Points	Winner	Dec.	Officials
1101	MENS KATA	Elimination	RED	ELLITHY Adam	EGY	39.5	X	POINTS	R/J:KUW J:USA J:ITA J:SWE J:JPN J:MEX J:GEO
			BLUE	YANG Kangwei	CHN	36.8			
1102	MENS KATA	Elimination	RED	KOC Tarik	TUR	37.8		POINTS	R/J:EGY J:ITA J:GEO J:JPN J:KUW J:SWE
			BLUE	TORRES GUTIERREZ Ariel	USA	41.6	X		
1103	MENS KATA	Elimination	RED	VU Anthony	SWE	40.1		POINTS	R/J:MEX J:KUW J:EGY J:JPN J:GEO J:USA
			BLUE	GHINAMI Alessio	ITA	41.7	X		
1104	MENS KATA	Elimination	RED	HRCKA Roman	SVK	39.7		POINTS	R/J:ITA J:MEX J:USA J:SWE J:EGY J:KUW J:GEO
			BLUE	NISHIYAMA Kakeru	JPN	42.7	X		
1105	MENS KATA	Elimination	RED	YANG Kangwei	CHN	38.4		POINTS	R/J:USA J:GEO J:ITA J:MEX J:EGY J:SWE J:JPN
			BLUE	KOC Tarik	TUR	39.3	X		
1106	MENS KATA	Elimination	RED	ELLITHY Adam	EGY	39.3		POINTS	R/J:GEO J:KUW J:SWE J:ITA J:JPN
			BLUE	TORRES GUTIERREZ Ariel	USA	42.1	X		
1107	MENS KATA	Elimination	RED	GHINAMI Alessio	ITA	41.7	X	POINTS	R/J:SWE J:JPN J:MEX J:KUW J:GEO J:USA J:EGY
			BLUE	HRCKA Roman	SVK	39.6			
1108	MENS KATA	Elimination	RED	VU Anthony	SWE	40.6		POINTS	R/J:GEO J:MEX J:EGY J:KUW J:USA J:ITA
			BLUE	NISHIYAMA Kakeru	JPN	43.0	X		
1109	MENS KATA	Elimination	RED	ELLITHY Adam	EGY	40.1	X	POINTS	R/J:MEX J:SWE J:GEO J:ITA J:USA J:JPN J:KUW
			BLUE	KOC Tarik	TUR	39.4			
1110	MENS KATA	Elimination	RED	YANG Kangwei	CHN	38.0		POINTS	R/J:JPN J:EGY J:GEO J:KUW J:ITA J:SWE
			BLUE	TORRES GUTIERREZ Ariel	USA	42.3	X		
1111	MENS KATA	Elimination	RED	VU Anthony	SWE	40.5	X	POINTS	R/J:JPN J:MEX J:GEO J:KUW J:EGY J:USA J:ITA
			BLUE	HRCKA Roman	SVK	39.3			
1112	MENS KATA	Elimination	RED	GHINAMI Alessio	ITA	41.6		POINTS	R/J:SWE J:MEX J:EGY J:KUW J:GEO J:USA
			BLUE	NISHIYAMA Kakeru	JPN	44.0	X		
1113	WOMENS KUMITE -50KG	Elimination	RED	SGARDELLI Ema	CRO	0		HA	R/J:EGY J:JPN J:ITA J:SWE J:MEX J:KUW J:GEO
			BLUE	BAHMANYAR Sara	IRI	4	X		
1114	WOMENS KUMITE -50KG	Elimination	RED	LAHYANSSA Yamina	CAN	5		PTS	R/J:USA J:MEX J:EGY J:KUW J:SWE J:JPN J:GEO
			BLUE	PERFETTO Erminia	ITA	10	X		
1115	WOMENS KUMITE -50KG	Elimination	RED	SALAZAR Yorgelis	VEN	4		PTS	R/J:USA J:JPN J:MEX J:EGY J:SWE J:ITA J:KUW
			BLUE	WANG Junhui	CHN	5	X		
1116	WOMENS KUMITE -50KG	Elimination	RED	OUIKENE Cylia	ALG	0		PTS	R/J:SWE J:USA J:EGY J:MEX J:GEO J:JPN J:ITA
			BLUE	ZHANGBYRBAY Moldir	KAZ	4	X		
1117	WOMENS KUMITE -50KG	Elimination	RED	BAHMANYAR Sara	IRI	5	X	PTS	R/J:ITA J:EGY J:KUW J:GEO J:MEX J:SWE J:JPN
			BLUE	LAHYANSSA Yamina	CAN	4			
1118	WOMENS KUMITE -50KG	Elimination	RED	SGARDELLI Ema	CRO	6	X	PTS	R/J:KUW J:USA J:GEO J:JPN J:SWE J:EGY J:MEX
			BLUE	PERFETTO Erminia	ITA	2			
1119	WOMENS KUMITE -50KG	Elimination	RED	WANG Junhui	CHN	0		PTS	R/J:KUW J:USA J:JPN J:ITA J:EGY J:SWE J:MEX
			BLUE	OUIKENE Cylia	ALG	2	X		
1120	WOMENS KUMITE -50KG	Elimination	RED	SALAZAR Yorgelis	VEN	0		PTS	R/J:MEX J:ITA J:USA J:JPN J:GEO J:SWE J:EGY
			BLUE	ZHANGBYRBAY Moldir	KAZ	3	X		
1121	WOMENS KUMITE -50KG	Elimination	RED	SGARDELLI Ema	CRO	4	X	PTS	R/J:ITA J:KUW J:EGY J:SWE J:USA J:MEX J:JPN
			BLUE	LAHYANSSA Yamina	CAN	2			
1122	WOMENS KUMITE -50KG	Elimination	RED	BAHMANYAR Sara	IRI	11	X	PTS	R/J:JPN J:KUW J:MEX J:SWE J:GEO J:EGY
			BLUE	PERFETTO Erminia	ITA	3			



Results Summary

As of FRI 8 AUG 2025

SESSION 1 - Tatami 1

Contest No	Weight Category	Round	Color	Name	NOC Code	Points	Winner	Dec.	Officials
1123	WOMENS KUMITE -50KG	Elimination	RED	SALAZAR Yorgelis	VEN	1		PTS	R/J:EGY J:ITA J:USA J:KUW J:SWE J:MEX J:GEO
			BLUE	OUIKENE Cylia	ALG	3	X		
1124	WOMENS KUMITE -50KG	Elimination	RED	WANG Junhui	CHN	1	X	PTS	R/J:GEO J:MEX J:SWE J:KUW J:JPN J:ITA J:USA
			BLUE	ZHANGBYRBAY Moldir	KAZ	0			
1125	MENS KUMITE -60KG	Elimination	RED	ALPYSBAY Kaisar	KAZ	2		PTS	R/J:ITA J:SWE J:EGY J:USA J:MEX J:JPN J:GEO
			BLUE	SHAABAN Abdullah	KUW	9	X		
1126	MENS KUMITE -60KG	Elimination	RED	SHI Leilei	CHN	5		PTS	R/J:USA J:KUW J:ITA J:JPN J:GEO J:EGY J:SWE
			BLUE	XENOS Christos	GRE	6	X		
1127	MENS KUMITE -60KG	Elimination	RED	SAMDAN Eray	TUR	3	X	PTS	R/J:KUW J:MEX J:GEO J:SWE J:JPN J:USA J:ITA
			BLUE	JINA Abdel Ali	MAR	2			
1128	MENS KUMITE -60KG	Elimination	RED	CRESCENZO Angelo	ITA	7		PTS	R/J:EGY J:SWE J:USA J:KUW J:MEX J:GEO
			BLUE	HASHIMOTO Hiromu	JPN	8	X		
1129	MENS KUMITE -60KG	Elimination	RED	SHAABAN Abdullah	KUW	3	X	PTS	R/J:MEX J:ITA J:USA J:GEO J:JPN J:SWE J:EGY
			BLUE	SHI Leilei	CHN	2			
1130	MENS KUMITE -60KG	Elimination	RED	ALPYSBAY Kaisar	KAZ	4		PTS	R/J:SWE J:MEX J:USA J:ITA J:JPN J:KUW J:EGY
			BLUE	XENOS Christos	GRE	10	X		
1131	MENS KUMITE -60KG	Elimination	RED	JINA Abdel Ali	MAR	1		PTS	R/J:KUW J:USA J:SWE J:JPN J:GEO J:EGY J:MEX
			BLUE	CRESCENZO Angelo	ITA	2	X		
1132	MENS KUMITE -60KG	Elimination	RED	SAMDAN Eray	TUR	1	X	PTS	R/J:ITA J:GEO J:EGY J:MEX J:USA J:SWE J:KUW
			BLUE	HASHIMOTO Hiromu	JPN	0			
1133	MENS KUMITE -60KG	Elimination	RED	ALPYSBAY Kaisar	KAZ	1	X	PTS	R/J:JPN J:ITA J:GEO J:MEX J:EGY J:KUW J:USA
			BLUE	SHI Leilei	CHN	0			
1134	MENS KUMITE -60KG	Elimination	RED	SHAABAN Abdullah	KUW	4		PTS	R/J:GEO J:ITA J:EGY J:MEX J:SWE J:JPN J:USA
			BLUE	XENOS Christos	GRE	5	X		
1135	MENS KUMITE -60KG	Elimination	RED	SAMDAN Eray	TUR	0		TIE	R/J:USA J:GEO J:JPN J:KUW J:EGY J:MEX J:SWE
			BLUE	CRESCENZO Angelo	ITA	0			
1232	MENS KUMITE -67KG	Elimination	RED	DULOVIC Nenad	MNE	0		HW	R/J:CHN J:IRI J:GER J:RSA J:GUA J:UAE J:POR
			BLUE	OZER Omer Abdurrahim	TUR	0			
1136	MENS KUMITE -60KG	Elimination	RED	JINA Abdel Ali	MAR	3		PTS	R/J:EGY J:USA J:ITA J:SWE J:MEX J:GEO J:KUW
			BLUE	HASHIMOTO Hiromu	JPN	4	X		



Results Summary

As of FRI 8 AUG 2025

SESSION 1 - Tatami 2

Contest No	Weight Category	Round	Color	Name	NOC Code	Points	Winner	Dec.	Officials
1201	WOMENS KATA	Elimination	RED	SADEGHI DASTAK Fatemeh	IRI	40.5	X	POINTS	R/J:POR J:GUA J:GER J:RSA J:TUR J:UAE J:CHN
			BLUE	KOKUMAI Sakura Emma	USA	40.0			
1202	WOMENS KATA	Elimination	RED	D'ONOFRIO Terryana	ITA	40.1		POINTS	R/J:POR J:GUA J:GER J:RSA J:TUR J:UAE J:CHN
			BLUE	ONO Maho	JPN	42.5	X		
1203	WOMENS KATA	Elimination	RED	GARCIA LOZANO Paola	ESP	40.2	X	POINTS	R/J:IRI J:POR J:GUA J:GER J:RSA J:UAE J:TUR
			BLUE	ZAPATA MACHADO Valentina	COL	39.0			
1204	WOMENS KATA	Elimination	RED	TAO Yiwei	CHN	39.2		POINTS	R/J:IRI J:POR J:GUA J:GER J:RSA J:UAE J:TUR
			BLUE	LAU Mo Sheung Grace	HKG	42.1	X		
1205	WOMENS KATA	Elimination	RED	KOKUMAI Sakura Emma	USA	39.8		POINTS	R/J:CHN J:GER J:GUA J:TUR J:UAE J:POR J:RSA
			BLUE	D'ONOFRIO Terryana	ITA	41.6	X		
1206	WOMENS KATA	Elimination	RED	SADEGHI DASTAK Fatemeh	IRI	40.7		POINTS	R/J:CHN J:GER J:GUA J:TUR J:UAE J:POR J:RSA
			BLUE	ONO Maho	JPN	43.1	X		
1207	WOMENS KATA	Elimination	RED	ZAPATA MACHADO Valentina	COL	38.8		POINTS	R/J:UAE J:IRI J:TUR J:POR J:GUA J:RSA J:GER
			BLUE	TAO Yiwei	CHN	40.0	X		
1208	WOMENS KATA	Elimination	RED	GARCIA LOZANO Paola	ESP	41.0		POINTS	R/J:UAE J:IRI J:TUR J:POR J:GUA J:RSA J:GER
			BLUE	LAU Mo Sheung Grace	HKG	42.9	X		
1209	WOMENS KATA	Elimination	RED	SADEGHI DASTAK Fatemeh	IRI	41.2	X	POINTS	R/J:RSA J:CHN J:GER J:GUA J:TUR J:POR J:UAE
			BLUE	D'ONOFRIO Terryana	ITA	40.9			
1210	WOMENS KATA	Elimination	RED	KOKUMAI Sakura Emma	USA	39.9		POINTS	R/J:RSA J:CHN J:GER J:GUA J:TUR J:POR J:UAE
			BLUE	ONO Maho	JPN	42.4	X		
1211	WOMENS KATA	Elimination	RED	GARCIA LOZANO Paola	ESP	41.2	X	POINTS	R/J:GER J:POR J:IRI J:TUR J:RSA J:UAE J:GUA
			BLUE	TAO Yiwei	CHN	40.1			
1212	WOMENS KATA	Elimination	RED	ZAPATA MACHADO Valentina	COL	40.1		POINTS	R/J:GER J:POR J:IRI J:TUR J:RSA J:UAE J:GUA
			BLUE	LAU Mo Sheung Grace	HKG	42.9	X		
1213	WOMENS KUMITE -55KG	Elimination	RED	FURUMOTO-DESHAIES Hana	CAN	2		PTS	R/J:TUR J:IRI J:RSA J:CHN J:GUA J:GER J:POR
			BLUE	KODO Rina	JPN	5	X		
1214	WOMENS KUMITE -55KG	Elimination	RED	WEI Yuchun	CHN	9	X	PTS	R/J:GUA J:IRI J:UAE J:TUR J:POR J:RSA
			BLUE	BITSCH Mia	GER	4			
1215	WOMENS KUMITE -55KG	Elimination	RED	TORO MENESES Valentina Ivanina	CHI	2		PTS	R/J:RSA J:IRI J:CHN J:GER J:GUA J:POR J:UAE
			BLUE	YAKAN Tuba	TUR	4	X		
1216	WOMENS KUMITE -55KG	Elimination	RED	KODO Rina	JPN	0		PTS	R/J:TUR J:POR J:GER J:UAE J:RSA J:IRI J:GUA
			BLUE	WEI Yuchun	CHN	8	X		
1217	WOMENS KUMITE -55KG	Elimination	RED	FURUMOTO-DESHAIES Hana	CAN	2		PTS	R/J:GUA J:CHN J:IRI J:RSA J:POR J:TUR J:UAE
			BLUE	BITSCH Mia	GER	5	X		
1218	WOMENS KUMITE -55KG	Elimination	RED	YAKAN Tuba	TUR	0		KI	R/J:GUA J:CHN J:RSA J:POR J:UAE J:GER J:IRI
			BLUE	TERLIUGA Anzhelika	UKR	4	X		
1219	WOMENS KUMITE -55KG	Elimination	RED	FURUMOTO-DESHAIES Hana	CAN	1		PTS	R/J:IRI J:GER J:RSA J:POR J:GUA J:UAE J:TUR
			BLUE	WEI Yuchun	CHN	2	X		
1220	WOMENS KUMITE -55KG	Elimination	RED	KODO Rina	JPN	5		PTS	R/J:CHN J:RSA J:IRI J:TUR J:UAE J:GUA J:POR
			BLUE	BITSCH Mia	GER	12	X		
1221	WOMENS KUMITE -55KG	Elimination	RED	TORO MENESES Valentina Ivanina	CHI	5	X	PTS	R/J:TUR J:IRI J:CHN J:RSA J:GER J:GUA J:UAE
			BLUE	TERLIUGA Anzhelika	UKR	0			
1222	MENS KUMITE -67KG	Elimination	RED	FIGUEIRA Vinicius	BRA	3	X	PTS	R/J:GER J:CHN J:TUR J:IRI J:POR J:UAE J:RSA
			BLUE	AMIRALI Didar	KAZ	1			



Results Summary

As of FRI 8 AUG 2025

SESSION 1 - Tatami 2

Contest No	Weight Category	Round	Color	Name	NOC Code	Points	Winner	Dec.	Officials
1223	MENS KUMITE -67KG	Elimination	RED	ALKHATHAMI Fahad Atiah S	KSA	4	X	PTS	R/J:POR J:CHN J:TUR J:UAE J:IRI J:GUA J:GER
			BLUE	OUBAYA Said	MAR	3			
1224	MENS KUMITE -67KG	Elimination	RED	DULOVIC Nenad	MNE	3		SE	R/J:RSA J:CHN J:IRI J:TUR J:UAE J:POR J:GER
			BLUE	ALMASATFA Abdel Rahman Tayel Hayel	JOR	3	X		
1225	MENS KUMITE -67KG	Elimination	RED	OZER Omer Abdurrahim	TUR	0		TIE	R/J:UAE J:RSA J:CHN J:IRI J:POR J:GER J:GUA
			BLUE	KOZAKI Yugo	JPN	0			
1226	MENS KUMITE -67KG	Elimination	RED	AMIRALI Didar	KAZ	2	X	PTS	R/J:UAE J:GER J:IRI J:CHN J:TUR J:GUA J:RSA
			BLUE	ALKHATHAMI Fahad Atiah S	KSA	0			
1227	MENS KUMITE -67KG	Elimination	RED	FIGUEIRA Vinicius	BRA	10		PTS	R/J:CHN J:GER J:IRI J:UAE J:TUR J:POR J:RSA
			BLUE	OUBAYA Said	MAR	11	X		
1228	MENS KUMITE -67KG	Elimination	RED	ALMASATFA Abdel Rahman Tayel Hayel	JOR	9	X	PTS	R/J:POR J:CHN J:GUA J:UAE J:GER J:RSA J:IRI
			BLUE	OZER Omer Abdurrahim	TUR	0			
1229	MENS KUMITE -67KG	Elimination	RED	DULOVIC Nenad	MNE	4		PTS	R/J:GER J:IRI J:CHN J:GUA J:POR J:TUR J:RSA
			BLUE	KOZAKI Yugo	JPN	5	X		
1230	MENS KUMITE -67KG	Elimination	RED	FIGUEIRA Vinicius	BRA	0		PTS	R/J:GUA J:CHN J:RSA J:TUR J:GER J:IRI J:POR
			BLUE	ALKHATHAMI Fahad Atiah S	KSA	5	X		
1231	MENS KUMITE -67KG	Elimination	RED	AMIRALI Didar	KAZ	0		PTS	R/J:IRI J:GUA J:CHN J:TUR J:GER J:UAE J:POR
			BLUE	OUBAYA Said	MAR	8	X		
1233	MENS KUMITE -67KG	Elimination	RED	ALMASATFA Abdel Rahman Tayel Hayel	JOR	2	X	PTS	R/J:TUR J:POR J:GUA J:UAE J:IRI J:CHN J:GER
			BLUE	KOZAKI Yugo	JPN	1			



Results Summary

As of FRI 8 AUG 2025

SESSION 2 - Tatami 1

Contest No	Weight Category	Round	Color	Name	NOC Code	Points	Winner	Dec.	Officials
1137	MENS KATA	Semifinals	RED	GHINAMI Alessio	ITA	41.9		POINTS	R/J:SWE J:KUW J:EGY J:JPN J:GEO
			BLUE	TORRES GUTIERREZ Ariel	USA	43.6	X		
1138	WOMENS KATA	Semifinals	RED	GARCIA LOZANO Paola	ESP	40.8		POINTS	R/J:MEX J:KUW J:EGY J:ITA J:GEO J:USA
			BLUE	ONO Maho	JPN	42.7	X		
1139	WOMENS KUMITE -50KG	Semifinals	RED	OUIKENE Cylia	ALG	3		PTS	R/J:GEO J:ITA J:SWE J:KUW J:JPN J:EGY J:MEX
			BLUE	BAHMANYAR Sara	IRI	4	X		
1140	WOMENS KUMITE -55KG	Semifinals	RED	TERLIUGA Anzhelika	UKR	4	X	PTS	R/J:JPN J:ITA J:SWE J:KUW J:USA J:MEX J:EGY
			BLUE	WEI Yuchun	CHN	3			
1141	MENS KUMITE -60KG	Semifinals	RED	HASHIMOTO Hiromu	JPN	8	X	PTS	R/J:ITA J:KUW J:USA J:EGY J:MEX J:SWE J:GEO
			BLUE	XENOS Christos	GRE	4			
1142	MENS KUMITE -67KG	Semifinals	RED	KOZAKI Yugo	JPN	3	X	PTS	R/J:SWE J:ITA J:GEO J:KUW J:MEX J:USA J:EGY
			BLUE	ALKHATHAMI Fahad Atiah S	KSA	1			



Results Summary

As of FRI 8 AUG 2025

SESSION 2 - Tatami 2

Contest No	Weight Category	Round	Color	Name	NOC Code	Points	Winner	Dec.	Officials
1234	MENS KATA	Semifinals	RED	ELLITHY Adam	EGY	41.6		POINTS	R/J:GER J:CHN J:UAE J:IRI J:RSA J:GUA J:TUR
			BLUE	NISHIYAMA Kakeru	JPN	44.5	X		
1235	WOMENS KATA	Semifinals	RED	SADEGHI DASTAK Fatemeh	IRI	41.9		POINTS	R/J:TUR J:GER J:GUA J:UAE J:RSA J:POR
			BLUE	LAU Mo Sheung Grace	HKG	44.9	X		
1236	WOMENS KUMITE -50KG	Semifinals	RED	SGARDELLI Ema	CRO	2		PTS	R/J:UAE J:TUR J:CHN J:POR J:GUA J:IRI J:RSA
			BLUE	ZHANGBYRBAY Moldir	KAZ	3	X		
1237	WOMENS KUMITE -55KG	Semifinals	RED	BITSCH Mia	GER	7	X	PTS	R/J:RSA J:CHN J:GUA J:TUR J:IRI J:UAE J:POR
			BLUE	TORO MENESES Valentina Ivanina	CHI	3			
1238	MENS KUMITE -60KG	Semifinals	RED	SHAABAN Abdullah	KUW	1		PTS	R/J:POR J:GER J:UAE J:CHN J:RSA J:IRI J:GUA
			BLUE	SAMDAN Eray	TUR	6	X		
1239	MENS KUMITE -67KG	Semifinals	RED	OUBAYA Said	MAR	8	X	PTS	R/J:CHN J:IRI J:GER J:TUR J:POR J:GUA J:RSA
			BLUE	ALMASATFA Abdel Rahman Tayel Hayel	JOR	2			
1240	MENS KATA	Bronze Medal Match	RED	GHINAMI Alessio	ITA	43.2	X	POINTS	R/J:KUW J:MEX J:GER J:CHN J:RSA J:GUA J:USA
			BLUE	ELLITHY Adam	EGY	41.2			
1241	WOMENS KATA	Bronze Medal Match	RED	GARCIA LOZANO Paola	ESP	41.6	X	POINTS	R/J:JPN J:EGY J:TUR J:UAE J:POR J:ITA J:GEO
			BLUE	SADEGHI DASTAK Fatemeh	IRI	40.1			
1242	WOMENS KUMITE -50KG	Bronze Medal Match	RED	OUIKENE Cylia	ALG	3		PTS	R/J:IRI J:TUR J:GUA J:SWE J:JPN J:ITA J:USA
			BLUE	SGARDELLI Ema	CRO	6	X		
1243	MENS KUMITE -60KG	Bronze Medal Match	RED	XENOS Christos	GRE	3	X	SE	R/J:GUA J:UAE J:USA J:RSA J:TUR J:MEX J:JPN
			BLUE	SHAABAN Abdullah	KUW	3			
1244	WOMENS KUMITE -55KG	Bronze Medal Match	RED	WEI Yuchun	CHN	0		PTS	R/J:TUR J:JPN J:UAE J:USA J:GER J:POR J:GEO
			BLUE	TORO MENESES Valentina Ivanina	CHI	1	X		
1245	MENS KUMITE -67KG	Bronze Medal Match	RED	ALKHATHAMI Fahad Atiah S	KSA	0		PTS	R/J:GEO J:JPN J:KUW J:USA J:TUR J:GER J:POR
			BLUE	ALMASATFA Abdel Rahman Tayel Hayel	JOR	10	X		
1246	WOMENS KATA	Gold Medal Match	RED	ONO Maho	JPN	43.6		POINTS	R/J:SWE J:KUW J:UAE J:IRI J:MEX J:EGY J:GER
			BLUE	LAU Mo Sheung Grace	HKG	45.3	X		
1247	MENS KATA	Gold Medal Match	RED	TORRES GUTIERREZ Ariel	USA	43.6		POINTS	R/J:CHN J:RSA J:POR J:IRI J:KUW J:GEO J:ITA
			BLUE	NISHIYAMA Kakeru	JPN	44.4	X		
1248	WOMENS KUMITE -50KG	Gold Medal Match	RED	BAHMANYAR Sara	IRI	0	X	HT	R/J:GER J:GEO J:POR J:EGY J:RSA J:CHN J:SWE
			BLUE	ZHANGBYRBAY Moldir	KAZ	0			
1249	MENS KUMITE -60KG	Gold Medal Match	RED	HASHIMOTO Hiromu	JPN	2		PTS	R/J:ITA J:MEX J:EGY J:SWE J:GUA J:UAE J:IRI
			BLUE	SAMDAN Eray	TUR	12	X		
1250	WOMENS KUMITE -55KG	Gold Medal Match	RED	TERLIUGA Anzhelika	UKR	1		PTS	R/J:USA J:IRI J:KUW J:CHN J:TUR J:SWE J:MEX
			BLUE	BITSCH Mia	GER	3	X		
1251	MENS KUMITE -67KG	Gold Medal Match	RED	KOZAKI Yugo	JPN	3		PTS	R/J:CHN J:ITA J:RSA J:GUA J:EGY J:KUW J:MEX
			BLUE	OUBAYA Said	MAR	4	X		



Results Summary

As of SAT 9 AUG 2025

SESSION 3 - Tatami 1

Contest No	Weight Category	Round	Color	Name	NOC Code	Points	Winner	Dec.	Officials
2101	WOMEN'S KUMITE -61KG	Elimination	RED	MAHJOUB Wafa	TUN	3	X	PTS	R/J:EGY J:KUW J:USA J:SWE J:JPN J:MEX J:GEO
			BLUE	YENEN Fatma Naz	TUR	0			
2102	WOMEN'S KUMITE -61KG	Elimination	RED	GONG Li	CHN	2	X	PTS	R/J:ITA J:EGY J:SWE J:USA J:GEO J:KUW J:MEX
			BLUE	SHIMADA Sarara	JPN	1			
2103	WOMEN'S KUMITE -61KG	Elimination	RED	ALY Noursin	EGY	1		PTS	R/J:SWE J:KUW J:ITA J:GEO J:MEX J:JPN
			BLUE	GOLSHADNEZHAD Atousa	IRI	2	X		
2104	WOMEN'S KUMITE -61KG	Elimination	RED	SIVERT Laura	FRA	0		HW	R/J:USA J:EGY J:ITA J:KUW J:SWE J:GEO J:JPN
			BLUE	KANAY Assel	KAZ	0			
2105	WOMEN'S KUMITE -61KG	Elimination	RED	YENEN Fatma Naz	TUR	3		PTS	R/J:MEX J:EGY J:SWE J:USA J:ITA J:GEO J:JPN
			BLUE	GONG Li	CHN	6	X		
2106	WOMEN'S KUMITE -61KG	Elimination	RED	MAHJOUB Wafa	TUN	5		PTS	R/J:KUW J:ITA J:MEX J:EGY J:SWE J:USA J:GEO
			BLUE	SHIMADA Sarara	JPN	8	X		
2107	WOMEN'S KUMITE -61KG	Elimination	RED	GOLSHADNEZHAD Atousa	IRI	3	X	PTS	R/J:JPN J:SWE J:MEX J:ITA J:EGY J:GEO J:KUW
			BLUE	SIVERT Laura	FRA	0			
2108	WOMEN'S KUMITE -61KG	Elimination	RED	ALY Noursin	EGY	3	X	SE	R/J:GEO J:MEX J:JPN J:SWE J:KUW J:USA J:ITA
			BLUE	KANAY Assel	KAZ	3			
2109	WOMEN'S KUMITE -61KG	Elimination	RED	MAHJOUB Wafa	TUN	1		PTS	R/J:USA J:MEX J:EGY J:JPN J:SWE J:ITA J:KUW
			BLUE	GONG Li	CHN	10	X		
2110	WOMEN'S KUMITE -61KG	Elimination	RED	YENEN Fatma Naz	TUR	1		PTS	R/J:KUW J:MEX J:USA J:ITA J:GEO J:EGY J:SWE
			BLUE	SHIMADA Sarara	JPN	4	X		
2111	WOMEN'S KUMITE -61KG	Elimination	RED	ALY Noursin	EGY	2	X	PTS	R/J:JPN J:GEO J:ITA J:KUW J:SWE J:USA J:MEX
			BLUE	SIVERT Laura	FRA	0			
2112	WOMEN'S KUMITE -61KG	Elimination	RED	GOLSHADNEZHAD Atousa	IRI	3	X	PTS	R/J:EGY J:JPN J:MEX J:GEO J:SWE J:ITA J:KUW
			BLUE	KANAY Assel	KAZ	2			
2113	MEN'S KUMITE -75KG	Elimination	RED	ZAPLITNYI Andrii	UKR	0		PTS	R/J:SWE J:KUW J:USA J:EGY J:GEO J:MEX J:ITA
			BLUE	SAKIYAMA Yusei	JPN	1	X		
2114	MEN'S KUMITE -75KG	Elimination	RED	XU Junbo	CHN	2		PTS	R/J:ITA J:KUW J:USA J:JPN J:EGY J:GEO J:MEX
			BLUE	BERTHON Enzo	FRA	6	X		
2115	MEN'S KUMITE -75KG	Elimination	RED	HARSPATAKI Gabor	HUN	4	X	SE	R/J:MEX J:EGY J:USA J:ITA J:KUW J:SWE J:JPN
			BLUE	DURHAM Mitchell	AUS	4			
2116	MEN'S KUMITE -75KG	Elimination	RED	AZHIKANOV Nurkanat	KAZ	7	X	PTS	R/J:GEO J:JPN J:KUW J:SWE J:MEX J:USA J:ITA
			BLUE	ABDELAZIZ Abdalla	EGY	7			
2117	MEN'S KUMITE -75KG	Elimination	RED	SAKIYAMA Yusei	JPN	5	X	PTS	R/J:EGY J:KUW J:SWE J:GEO J:ITA J:USA J:MEX
			BLUE	XU Junbo	CHN	2			
2118	MEN'S KUMITE -75KG	Elimination	RED	ZAPLITNYI Andrii	UKR	1	X	PTS	R/J:JPN J:GEO J:ITA J:USA J:SWE J:MEX J:EGY
			BLUE	BERTHON Enzo	FRA	0			
2119	MEN'S KUMITE -75KG	Elimination	RED	DURHAM Mitchell	AUS	6	X	PTS	R/J:USA J:JPN J:GEO J:ITA J:MEX J:EGY J:KUW
			BLUE	AZHIKANOV Nurkanat	KAZ	4			
2120	MEN'S KUMITE -75KG	Elimination	RED	HARSPATAKI Gabor	HUN	1		PTS	R/J:KUW J:JPN J:GEO J:USA J:ITA J:MEX J:SWE
			BLUE	ABDELAZIZ Abdalla	EGY	6	X		
2121	MEN'S KUMITE -75KG	Elimination	RED	ZAPLITNYI Andrii	UKR	0		PTS	R/J:MEX J:EGY J:JPN J:SWE J:KUW J:USA J:GEO
			BLUE	XU Junbo	CHN	2	X		
2122	MEN'S KUMITE -75KG	Elimination	RED	SAKIYAMA Yusei	JPN	4		PTS	R/J:SWE J:EGY J:MEX J:USA J:KUW J:ITA J:GEO
			BLUE	BERTHON Enzo	FRA	5	X		

Timing and Results provided by Tissot

KTE-----_74 v3.0

Report Created SAT 9 AUG 2025 20:40

Page 1 / 4



Results Summary

As of SAT 9 AUG 2025

SESSION 3 - Tatami 1

Contest No	Weight Category	Round	Color	Name	NOC Code	Points	Winner	Dec.	Officials
2123	MEN'S KUMITE -75KG	Elimination	RED	HARSPATAKI Gabor	HUN	4		PTS	R/J:ITA J:SWE J:KUW J:JPN J:EGY J:GEO J:USA
			BLUE	AZHIKANOV Nurkanat	KAZ	4	X		
2124	MEN'S KUMITE -75KG	Elimination	RED	DURHAM Mitchell	AUS	1		PTS	R/J:GEO J:KUW J:SWE J:JPN J:MEX J:ITA J:USA
			BLUE	ABDELAZIZ Abdalla	EGY	7	X		
2125	WOMEN'S KUMITE +68KG	Elimination	RED	XU Qiqi	CHN	1		PTS	R/J:EGY J:GEO J:KUW J:USA J:MEX J:SWE J:JPN
			BLUE	FERRACUTI Clio	ITA	9	X		
2126	WOMEN'S KUMITE +68KG	Elimination	RED	GARCIA Nancy	FRA	2		PTS	R/J:JPN J:MEX J:EGY J:USA J:SWE J:ITA J:GEO
			BLUE	BERULTSEVA Sofya	KAZ	5	X		
2127	WOMEN'S KUMITE +68KG	Elimination	RED	OKILA Menna	EGY	4		PTS	R/J:MEX J:JPN J:GEO J:USA J:SWE J:ITA J:KUW
			BLUE	KNEER Johanna	GER	8	X		
2128	WOMEN'S KUMITE +68KG	Elimination	RED	SULLIVAN Hannah	AUS	1		PTS	R/J:GEO J:EGY J:KUW J:USA J:JPN J:ITA J:MEX
			BLUE	TORRES GARCIA Maria	ESP	3	X		
2129	WOMEN'S KUMITE +68KG	Elimination	RED	FERRACUTI Clio	ITA	3	X	PTS	R/J:SWE J:JPN J:EGY J:MEX J:KUW J:USA J:GEO
			BLUE	GARCIA Nancy	FRA	0			
2130	WOMEN'S KUMITE +68KG	Elimination	RED	XU Qiqi	CHN	2		PTS	R/J:ITA J:SWE J:EGY J:JPN J:MEX J:KUW J:USA
			BLUE	BERULTSEVA Sofya	KAZ	5	X		
2131	WOMEN'S KUMITE +68KG	Elimination	RED	KNEER Johanna	GER	6	X	PTS	R/J:USA J:EGY J:SWE J:JPN J:GEO J:ITA J:KUW
			BLUE	SULLIVAN Hannah	AUS	3			
2132	WOMEN'S KUMITE +68KG	Elimination	RED	OKILA Menna	EGY	1		PTS	R/J:KUW J:MEX J:JPN J:USA J:ITA J:GEO
			BLUE	TORRES GARCIA Maria	ESP	4	X		
2133	WOMEN'S KUMITE +68KG	Elimination	RED	XU Qiqi	CHN	2		PTS	R/J:EGY J:ITA J:USA J:SWE J:KUW J:GEO J:JPN
			BLUE	GARCIA Nancy	FRA	6	X		
2134	WOMEN'S KUMITE +68KG	Elimination	RED	FERRACUTI Clio	ITA	8	X	PTS	R/J:GEO J:EGY J:KUW J:USA J:JPN J:SWE J:MEX
			BLUE	BERULTSEVA Sofya	KAZ	6			
2135	WOMEN'S KUMITE +68KG	Elimination	RED	OKILA Menna	EGY	8	X	PTS	R/J:JPN J:SWE J:KUW J:ITA J:GEO J:USA J:MEX
			BLUE	SULLIVAN Hannah	AUS	0			
2136	WOMEN'S KUMITE +68KG	Elimination	RED	KNEER Johanna	GER	1		SE	R/J:KUW J:EGY J:USA J:JPN J:ITA J:GEO J:MEX
			BLUE	TORRES GARCIA Maria	ESP	1	X		



Results Summary

As of SAT 9 AUG 2025

SESSION 3 - Tatami 2

Contest No	Weight Category	Round	Color	Name	NOC Code	Points	Winner	Dec.	Officials
2201	WOMEN'S KUMITE -68KG	Elimination	RED	HENDY Hadir	EGY	9	X	PTS	R/J:IRI J:RSA J:UAE J:POR J:GER J:TUR J:GUA
			BLUE	ZEFANYA Ceyco Georgia	INA	1			
2202	WOMEN'S KUMITE -68KG	Elimination	RED	LI Qiaoqiao	CHN	1		PTS	R/J:GER J:IRI J:GUA J:RSA J:POR J:UAE
			BLUE	ZARETSKA Iryna	AZE	2	X		
2203	WOMEN'S KUMITE -68KG	Elimination	RED	SOMBE Thalya	FRA	1		PTS	R/J:CHN J:GUA J:TUR J:IRI J:POR J:UAE J:RSA
			BLUE	KAMA Tsubasa	JPN	4	X		
2204	WOMEN'S KUMITE -68KG	Elimination	RED	ELTEMUR Eda	TUR	2		PTS	R/J:UAE J:GER J:CHN J:IRI J:GUA J:RSA J:POR
			BLUE	QUIRICI Elena Norina	SUI	6	X		
2205	WOMEN'S KUMITE -68KG	Elimination	RED	ZEFANYA Ceyco Georgia	INA	4	X	PTS	R/J:TUR J:RSA J:POR J:GUA J:GER J:IRI J:UAE
			BLUE	LI Qiaoqiao	CHN	2			
2206	WOMEN'S KUMITE -68KG	Elimination	RED	HENDY Hadir	EGY	0		PTS	R/J:CHN J:POR J:GER J:RSA J:IRI J:UAE J:GUA
			BLUE	ZARETSKA Iryna	AZE	2	X		
2207	WOMEN'S KUMITE -68KG	Elimination	RED	KAMA Tsubasa	JPN	6	X	PTS	R/J:RSA J:UAE J:IRI J:GER J:CHN J:GUA J:POR
			BLUE	ELTEMUR Eda	TUR	2			
2208	WOMEN'S KUMITE -68KG	Elimination	RED	SOMBE Thalya	FRA	0		PTS	R/J:GUA J:TUR J:UAE J:POR J:RSA J:GER J:CHN
			BLUE	QUIRICI Elena Norina	SUI	4	X		
2209	WOMEN'S KUMITE -68KG	Elimination	RED	HENDY Hadir	EGY	0		PTS	R/J:UAE J:TUR J:POR J:GUA J:GER J:IRI J:RSA
			BLUE	LI Qiaoqiao	CHN	3	X		
2210	WOMEN'S KUMITE -68KG	Elimination	RED	ZEFANYA Ceyco Georgia	INA	0		PTS	R/J:CHN J:POR J:RSA J:UAE J:GUA J:IRI J:GER
			BLUE	ZARETSKA Iryna	AZE	10	X		
2211	WOMEN'S KUMITE -68KG	Elimination	RED	SOMBE Thalya	FRA	5	X	PTS	R/J:CHN J:POR J:UAE J:GER J:RSA J:GUA J:IRI
			BLUE	ELTEMUR Eda	TUR	4			
2212	WOMEN'S KUMITE -68KG	Elimination	RED	KAMA Tsubasa	JPN	2		PTS	R/J:TUR J:GUA J:POR J:UAE J:CHN J:GER J:IRI
			BLUE	QUIRICI Elena Norina	SUI	3	X		
2213	MEN'S KUMITE -84KG	Elimination	RED	DUAN Peiqi	CHN	3	X	PTS	R/J:RSA J:POR J:TUR J:GER J:UAE J:GUA J:IRI
			BLUE	GASPARIAN Eduard	AIN	1			
2214	MEN'S KUMITE -84KG	Elimination	RED	CHOBOTAR Valerii	UKR	0		PTS	R/J:GUA J:TUR J:UAE J:IRI J:CHN J:RSA J:GER
			BLUE	SHIMADA Rikito	JPN	3	X		
2215	MEN'S KUMITE -84KG	Elimination	RED	MASTROGIANNIS Konstantinos	GRE	3		PTS	R/J:IRI J:UAE J:POR J:CHN J:TUR J:RSA J:GER
			BLUE	TIMMERMANS Brian	NED	4	X		
2216	MEN'S KUMITE -84KG	Elimination	RED	KVESIC Ivan	CRO	0		PTS	R/J:GER J:IRI J:TUR J:POR J:GUA J:RSA J:CHN
			BLUE	ALJAFARI Mohammad Faiq Mohammad	JOR	8	X		
2217	MEN'S KUMITE -84KG	Elimination	RED	GASPARIAN Eduard	AIN	0		PTS	R/J:TUR J:CHN J:POR J:IRI J:GER J:UAE J:GUA
			BLUE	CHOBOTAR Valerii	UKR	4	X		
2218	MEN'S KUMITE -84KG	Elimination	RED	DUAN Peiqi	CHN	1		TIE	R/J:TUR J:POR J:RSA J:GUA J:UAE J:GER J:IRI
			BLUE	SHIMADA Rikito	JPN	1			
2219	MEN'S KUMITE -84KG	Elimination	RED	TIMMERMANS Brian	NED	3		PTS	R/J:CHN J:POR J:RSA J:GER J:GUA J:UAE J:TUR
			BLUE	KVESIC Ivan	CRO	5	X		
2220	MEN'S KUMITE -84KG	Elimination	RED	MASTROGIANNIS Konstantinos	GRE	2	X	PTS	R/J:IRI J:GER J:TUR J:UAE J:RSA J:CHN J:GUA
			BLUE	ALJAFARI Mohammad Faiq Mohammad	JOR	2			
2221	MEN'S KUMITE -84KG	Elimination	RED	DUAN Peiqi	CHN	12	X	PTS	R/J:UAE J:TUR J:IRI J:GUA J:RSA J:POR J:GER
			BLUE	CHOBOTAR Valerii	UKR	6			
2222	MEN'S KUMITE -84KG	Elimination	RED	GASPARIAN Eduard	AIN	0		PTS	R/J:TUR J:RSA J:CHN J:POR J:UAE J:IRI J:GUA
			BLUE	SHIMADA Rikito	JPN	2	X		



Results Summary

As of SAT 9 AUG 2025

SESSION 3 - Tatami 2

Contest No	Weight Category	Round	Color	Name	NOC Code	Points	Winner	Dec.	Officials
2223	MEN'S KUMITE -84KG	Elimination	RED	MASTROGIANNIS Konstantinos	GRE	0		PTS	R/J:GUA J:IRI J:POR J:CHN J:RSA J:TUR J:GER
			BLUE	KVESIC Ivan	CRO	5	X		
2224	MEN'S KUMITE -84KG	Elimination	RED	TIMMERMANS Brian	NED	2		PTS	R/J:UAE J:GER J:TUR J:CHN J:RSA J:IRI J:POR
			BLUE	ALJAFARI Mohammad Faiq Mohammad	JOR	9	X		
2225	MEN'S KUMITE +84KG	Elimination	RED	TIMMERMANS Rob Josephus Pascal Jules	ARU	2		PTS	R/J:GER J:CHN J:IRI J:GUA J:UAE J:TUR J:RSA
			BLUE	TALIBOV Ryzvan	UKR	6	X		
2226	MEN'S KUMITE +84KG	Elimination	RED	FILALI Mehdi	FRA	0		PTS	R/J:RSA J:UAE J:CHN J:GUA J:TUR J:POR J:IRI
			BLUE	KVESIC Andjelo	CRO	1	X		
2227	MEN'S KUMITE +84KG	Elimination	RED	SAGILYAN Eddie	USA	3		PTS	R/J:CHN J:GUA J:POR J:UAE J:RSA J:GER J:TUR
			BLUE	ABAZARI Saleh	IRI	4	X		
2228	MEN'S KUMITE +84KG	Elimination	RED	ZHAI Ang	CHN	0		PTS	R/J:TUR J:POR J:IRI J:GUA J:GER J:RSA J:UAE
			BLUE	MAHMOUD Taha	EGY	8	X		
2229	MEN'S KUMITE +84KG	Elimination	RED	TALIBOV Ryzvan	UKR	5	X	PTS	R/J:TUR J:GER J:CHN J:GUA J:POR J:RSA J:IRI
			BLUE	FILALI Mehdi	FRA	3			
2230	MEN'S KUMITE +84KG	Elimination	RED	TIMMERMANS Rob Josephus Pascal Jules	ARU	0		PTS	R/J:RSA J:CHN J:IRI J:GER J:TUR J:POR J:UAE
			BLUE	KVESIC Andjelo	CRO	1	X		
2231	MEN'S KUMITE +84KG	Elimination	RED	ABAZARI Saleh	IRI	2		PTS	R/J:GUA J:TUR J:POR J:GER J:UAE J:RSA
			BLUE	ZHAI Ang	CHN	3	X		
2232	MEN'S KUMITE +84KG	Elimination	RED	SAGILYAN Eddie	USA	2		PTS	R/J:UAE J:GER J:POR J:CHN J:IRI J:GUA J:TUR
			BLUE	MAHMOUD Taha	EGY	4	X		
2233	MEN'S KUMITE +84KG	Elimination	RED	TIMMERMANS Rob Josephus Pascal Jules	ARU	2	X	PTS	R/J:GER J:GUA J:RSA J:CHN J:TUR J:UAE J:IRI
			BLUE	FILALI Mehdi	FRA	1			
2234	MEN'S KUMITE +84KG	Elimination	RED	TALIBOV Ryzvan	UKR	3	X	PTS	R/J:IRI J:POR J:CHN J:GUA J:GER J:UAE J:TUR
			BLUE	KVESIC Andjelo	CRO	0			
2235	MEN'S KUMITE +84KG	Elimination	RED	SAGILYAN Eddie	USA	10	X	PTS	R/J:TUR J:GUA J:POR J:RSA J:GER J:IRI J:UAE
			BLUE	ZHAI Ang	CHN	5			
2236	MEN'S KUMITE +84KG	Elimination	RED	ABAZARI Saleh	IRI	2		TIE	R/J:CHN J:RSA J:UAE J:POR J:GER J:TUR J:GUA
			BLUE	MAHMOUD Taha	EGY	2			



Results Summary

As of SAT 9 AUG 2025

SESSION 4 - Tatami 1

Contest No	Weight Category	Round	Color	Name	NOC Code	Points	Winner	Dec.	Officials
2137	WOMENS KUMITE -61KG	Semifinals	RED	ALY Noursin	EGY	0		PTS	R/J:ITA J:GEO J:JPN J:MEX J:USA J:KUW J:SWE
			BLUE	GONG Li	CHN	4	X		
2138	WOMENS KUMITE -68KG	Semifinals	RED	KAMA Tsubasa	JPN	3		PTS	R/J:USA J:EGY J:GEO J:ITA J:SWE J:KUW J:MEX
			BLUE	ZARETSKA Iryna	AZE	11	X		
2139	MENS KUMITE -75KG	Semifinals	RED	ABDELAZIZ Abdalla	EGY	3		PTS	R/J:MEX J:KUW J:ITA J:JPN J:SWE J:USA J:GEO
			BLUE	BERTHON Enzo	FRA	5	X		
2140	MENS KUMITE -84KG	Semifinals	RED	KVESIC Ivan	CRO	10	X	PTS	R/J:JPN J:SWE J:GEO J:EGY J:MEX J:ITA J:USA
			BLUE	DUAN Peiqi	CHN	2			
2141	WOMENS KUMITE +68KG	Semifinals	RED	KNEER Johanna	GER	5	X	PTS	R/J:KUW J:SWE J:EGY J:USA J:GEO J:MEX J:JPN
			BLUE	FERRACUTI Clio	ITA	4			
2142	MENS KUMITE +84KG	Semifinals	RED	ABAZARI Saleh	IRI	0		PTS	R/J:EGY J:SWE J:GEO J:JPN J:MEX J:KUW J:ITA
			BLUE	TALIBOV Ryzvan	UKR	4	X		



Results Summary

As of SAT 9 AUG 2025

SESSION 4 - Tatami 2

Contest No	Weight Category	Round	Color	Name	NOC Code	Points	Winner	Dec.	Officials
2237	WOMENS KUMITE -61KG	Semifinals	RED	SHIMADA Sarara	JPN	2	X	HA	R/J:CHN J:POR J:GER J:UAE J:GUA J:RSA J:TUR
			BLUE	GOLSHADNEZHAD Atousa	IRI	1			
2238	WOMENS KUMITE -68KG	Semifinals	RED	HENDY Hadir	EGY	0		KI	R/J:GUA J:POR J:CHN J:RSA J:TUR J:IRI J:UAE
			BLUE	QUIRICI Elena Norina	SUI	1	X		
2239	MENS KUMITE -75KG	Semifinals	RED	SAKIYAMA Yusei	JPN	11	X	PTS	R/J:IRI J:POR J:CHN J:GUA J:RSA J:TUR J:GER
			BLUE	AZHIKANOV Nurkanat	KAZ	3			
2240	MENS KUMITE -84KG	Semifinals	RED	SHIMADA Rikito	JPN	1		PTS	R/J:RSA J:POR J:TUR J:IRI J:GER J:CHN J:UAE
			BLUE	ALJAFARI Mohammad Faiq Mohammad	JOR	6	X		
2241	WOMENS KUMITE +68KG	Semifinals	RED	BERULTSEVA Sofya	KAZ	1		PTS	R/J:UAE J:POR J:RSA J:CHN J:TUR J:IRI J:GER
			BLUE	TORRES GARCIA Maria	ESP	2	X		
2242	MENS KUMITE +84KG	Semifinals	RED	KVESIC Andjelo	CRO	6	X	PTS	R/J:TUR J:POR J:CHN J:UAE J:IRI J:GUA J:GER
			BLUE	MAHMOUD Taha	EGY	5			
2243	WOMENS KUMITE -61KG	Bronze Medal Match	RED	ALY Noursin	EGY	5	X	PTS	R/J:JPN J:POR J:MEX J:TUR J:SWE J:GER J:CHN
			BLUE	GOLSHADNEZHAD Atousa	IRI	0			
2244	MENS KUMITE -75KG	Bronze Medal Match	RED	ABDELAZIZ Abdalla	EGY	5	X	PTS	R/J:MEX J:USA J:GEO J:CHN J:UAE J:SWE J:POR
			BLUE	AZHIKANOV Nurkanat	KAZ	3			
2245	WOMENS KUMITE -68KG	Bronze Medal Match	RED	KAMA Tsubasa	JPN	0	X	KI	R/J:USA J:TUR J:GEO J:IRI J:SWE J:ITA J:MEX
			BLUE	HENDY Hadir	EGY	0			
2246	MENS KUMITE -84KG	Bronze Medal Match	RED	DUAN Peiqi	CHN	5		PTS	R/J:ITA J:KUW J:SWE J:IRI J:MEX J:EGY J:GER
			BLUE	SHIMADA Rikito	JPN	9	X		
2247	WOMENS KUMITE +68KG	Bronze Medal Match	RED	FERRACUTI Clio	ITA	4	X	SE	R/J:RSA J:JPN J:TUR J:IRI J:GEO J:CHN J:GUA
			BLUE	BERULTSEVA Sofya	KAZ	4			
2248	MENS KUMITE +84KG	Bronze Medal Match	RED	ABAZARI Saleh	IRI	6	X	PTS	R/J:GER J:RSA J:TUR J:KUW J:GEO J:SWE J:JPN
			BLUE	MAHMOUD Taha	EGY	4			
2249	WOMENS KUMITE -61KG	Gold Medal Match	RED	GONG Li	CHN	5	X	PTS	R/J:GEO J:RSA J:GUA J:UAE J:IRI J:ITA J:KUW
			BLUE	SHIMADA Sarara	JPN	1			
2250	MENS KUMITE -75KG	Gold Medal Match	RED	BERTHON Enzo	FRA	3	X	PTS	R/J:GUA J:EGY J:UAE J:GER J:USA J:RSA J:TUR
			BLUE	SAKIYAMA Yusei	JPN	1			
2251	WOMENS KUMITE -68KG	Gold Medal Match	RED	ZARETSKA Iryna	AZE	0		PTS	R/J:EGY J:POR J:KUW J:RSA J:JPN J:GUA J:GER
			BLUE	QUIRICI Elena Norina	SUI	3	X		
2252	MENS KUMITE -84KG	Gold Medal Match	RED	KVESIC Ivan	CRO	0		PTS	R/J:CHN J:ITA J:JPN J:KUW J:POR J:EGY J:USA
			BLUE	ALJAFARI Mohammad Faiq Mohammad	JOR	4	X		
2253	WOMENS KUMITE +68KG	Gold Medal Match	RED	KNEER Johanna	GER	3	X	HA	R/J:UAE J:ITA J:USA J:MEX J:CHN J:EGY J:POR
			BLUE	TORRES GARCIA Maria	ESP	0			
2254	MENS KUMITE +84KG	Gold Medal Match	RED	TALIBOV Ryzvan	UKR	4	X	PTS	R/J:IRI J:GEO J:GUA J:JPN J:SWE J:GER J:UAE
			BLUE	KVESIC Andjelo	CRO	0			



Medallists by Event

As of SAT 09 AUG 2025

After 12 of 12 Events

Event Name	Date	Medal	Name	NOC Code
Men's Kata	FRI 08 AUG	GOLD	NISHIYAMA Kakeru	JPN
		SILVER	TORRES GUTIERREZ Ariel	USA
		BRONZE	GHINAMI Alessio	ITA
Men's Kumite +84kg	SAT 09 AUG	GOLD	TALIBOV Ryzvan	UKR
		SILVER	KVESIC Andjelo	CRO
		BRONZE	ABAZARI Saleh	IRI
Men's Kumite -60kg	FRI 08 AUG	GOLD	SAMDAN Eray	TUR
		SILVER	HASHIMOTO Hiromu	JPN
		BRONZE	XENOS Christos	GRE
Men's Kumite -67kg	FRI 08 AUG	GOLD	OUBAYA Said	MAR
		SILVER	KOZAKI Yugo	JPN
		BRONZE	ALMASATFA Abdel Rahman Tayel Hayel	JOR
Men's Kumite -75kg	SAT 09 AUG	GOLD	BERTHON Enzo	FRA
		SILVER	SAKIYAMA Yusei	JPN
		BRONZE	ABDELAZIZ Abdalla	EGY
Men's Kumite -84kg	SAT 09 AUG	GOLD	ALJAFARI Mohammad Faiq Mohammad	JOR
		SILVER	KVESIC Ivan	CRO
		BRONZE	SHIMADA Rikito	JPN
Women's Kata	FRI 08 AUG	GOLD	LAU Mo Sheung Grace	HKG
		SILVER	ONO Maho	JPN
		BRONZE	GARCIA LOZANO Paola	ESP
Women's Kumite +68kg	SAT 09 AUG	GOLD	KNEER Johanna	GER
		SILVER	TORRES GARCIA Maria	ESP
		BRONZE	FERRACUTI Clio	ITA
Women's Kumite -50kg	FRI 08 AUG	GOLD	BAHMANYAR Sara	IRI
		SILVER	ZHANGBYRBAY Moldir	KAZ
		BRONZE	SGARDELLI Ema	CRO
Women's Kumite -55kg	FRI 08 AUG	GOLD	BITSCH Mia	GER
		SILVER	TERLIUGA Anzhelika	UKR
		BRONZE	TORO MENESES Valentina Ivanina	CHI
Women's Kumite -61kg	SAT 09 AUG	GOLD	GONG Li	CHN
		SILVER	SHIMADA Sarara	JPN
		BRONZE	ALY Noursin	EGY
Women's Kumite -68kg	SAT 09 AUG	GOLD	QUIRICI Elena Norina	SUI
		SILVER	ZARETSKA Iryna	AZE
		BRONZE	KAMA Tsubasa	JPN



Medal Standings

As of SAT 09 AUG 2025

After 12 of 12 Events

Rank	NOC	Men				Women				Total			
		G	S	B	Tot	G	S	B	Tot	G	S	B	Tot
1	GER - GERMANY					2			2	2			2
2	JPN - JAPAN	1	3	1	5		2	1	3	1	5	2	8
3	UKR - UKRAINE	1			1		1		1	1	1		2
4	JOR - JORDAN	1		1	2					1		1	2
4	IRI - ISLAMIC REPUBLIC OF IRAN			1	1	1			1	1		1	2
6	TUR - TURKIYE	1			1					1			1
6	FRA - FRANCE	1			1					1			1
6	HKG - HONG KONG, CHINA					1			1	1			1
6	MAR - MOROCCO	1			1					1			1
6	CHN - PEOPLE'S REPUBLIC OF CHINA					1			1	1			1
6	SUI - SWITZERLAND					1			1	1			1
12	CRO - CROATIA		2		2			1	1		2	1	3
13	ESP - SPAIN						1	1	2		1	1	2
14	USA - UNITED STATES OF AMERICA		1		1						1		1
14	KAZ - KAZAKHSTAN						1		1		1		1
14	AZE - AZERBAIJAN						1		1		1		1
17	EGY - EGYPT			1	1			1	1			2	2
17	ITA - ITALY			1	1			1	1			2	2
19	CHI - CHILE							1	1			1	1
19	GRE - GREECE			1	1							1	1
Total:		6	6	6	18	6	6	6	18	12	12	12	36



TWG
2025
CHENGDU



KARATE

Men's Kumite -60kg



Entry List by Event

As of THU 7 AUG 2025

NOC	Name	Event	Date of Birth
CHN - PEOPLE'S REPUBLIC OF CHINA	SHI Leilei	Men's Kumite -60kg	26 JAN 2001
GRE - GREECE	XENOS Christos	Men's Kumite -60kg	21 MAR 2000
ITA - ITALY	CRESCENZO Angelo	Men's Kumite -60kg	05 AUG 1993
JPN - JAPAN	HASHIMOTO Hiromu	Men's Kumite -60kg	01 MAI 2000
KAZ - KAZAKHSTAN	ALPYSBAY Kaisar	Men's Kumite -60kg	11 DEC 1995
KUW - KUWAIT	SHAABAN Abdullah	Men's Kumite -60kg	12 JUN 1994
MAR - MOROCCO	JINA Abdel Ali	Men's Kumite -60kg	13 NOV 2002
TUR - TURKIYE	SAMDAN Eray	Men's Kumite -60kg	25 JUL 1997



Brackets

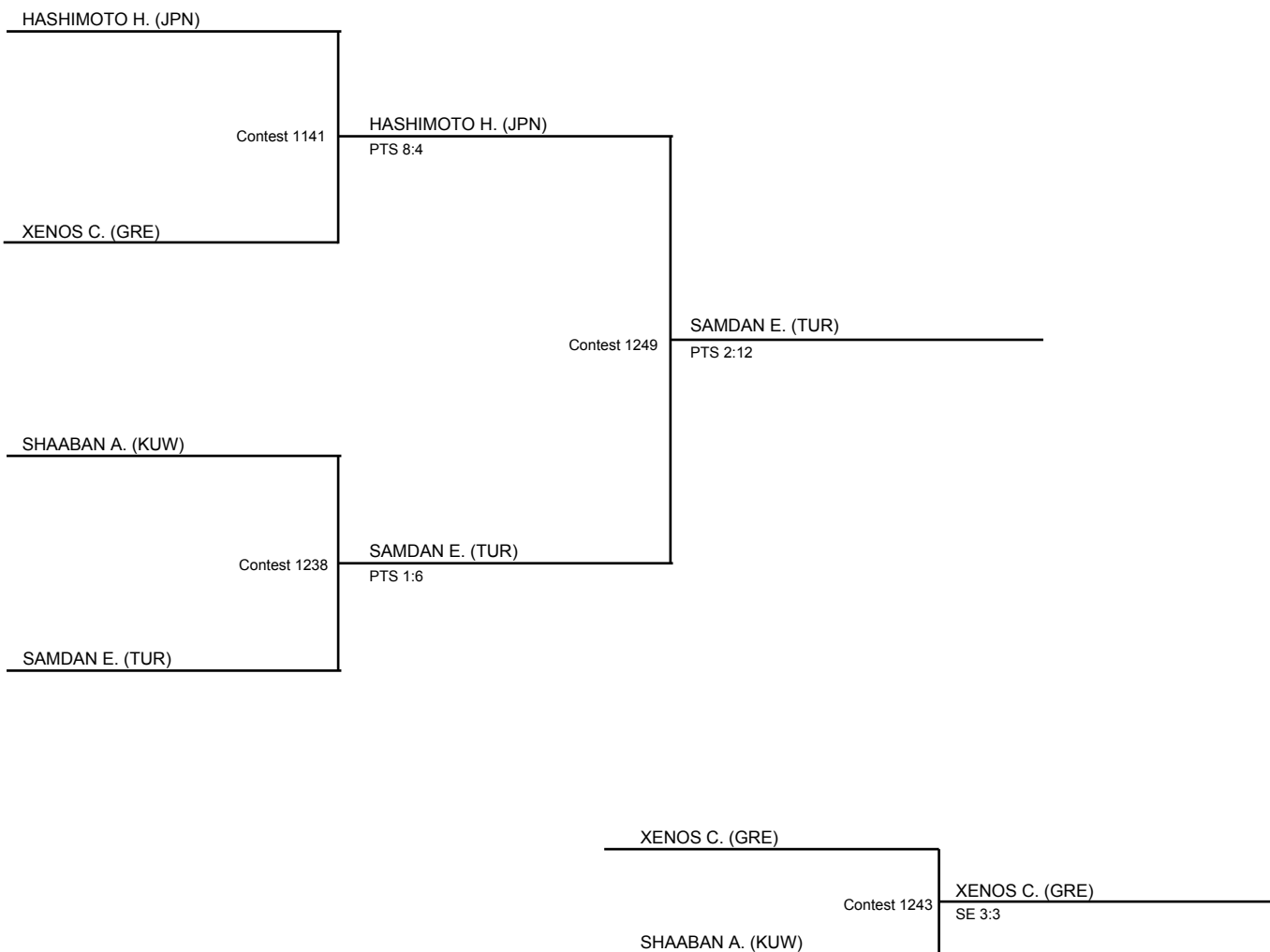
As of FRI 8 AUG 2025

Semifinals

Finals

MEDALLISTS

Gold	SAMDAN E. (TUR)
Silver	HASHIMOTO H. (JPN)
Bronze	XENOS C. (GRE)



**Medallists**

Medal	Name	NOC
GOLD	SAMDAN Eray	TUR - TURKIYE
SILVER	HASHIMOTO Hiromu	JPN - JAPAN
BRONZE	XENOS Christos	GRE - GREECE



Results

As of FRI 8 AUG 2025

Bout number #1243

XENOS Christos (GRE) 3 - 3 SHAABAN Abdullah (KUW)

Win by Senshu

Winner	Name	NOC Code	YU	WA	IP	Warnings					Score
						C1	C2	C3	HC	H	
X	XENOS Christos	GRE	3				X				3
	SHAABAN Abdullah	KUW	3			X					3

Legend:

C1: 1st Chukoku

C2: 2nd Chukoku

C3: 3rd Chukoku

HC: Hansoku Chui

H: Hansoku

YU: Yuko

WA: Waza-ari

IP: Ippon



Results

As of FRI 8 AUG 2025

Bout number #1249

HASHIMOTO Hiromu (JPN) 2 - 12 SAMDAN Eray (TUR)

Win by Points

Winner	Name	NOC Code	YU	WA	IP	Warnings					Score
						C1	C2	C3	HC	H	
	HASHIMOTO Hiromu	JPN	2								2
X	SAMDAN Eray	TUR	3		3						12

Legend:

C1: 1st Chukoku

C2: 2nd Chukoku

C3: 3rd Chukoku

HC: Hansoku Chui

H: Hansoku

YU: Yuko

WA: Waza-ari

IP: Ippon



Results

As of FRI 8 AUG 2025

Bout number #1141

HASHIMOTO Hiromu (JPN) 8 - 4 **XENOS Christos (GRE)**

Win by Points

Winner	Name	NOC Code	YU	WA	IP	Warnings					Score
						C1	C2	C3	HC	H	
X	HASHIMOTO Hiromu	JPN	3	1	1			X			8
	XENOS Christos	GRE	4			X					4

Legend:

C1: 1st Chukoku

C2: 2nd Chukoku

C3: 3rd Chukoku

HC: Hansoku Chui

H: Hansoku

YU: Yuko

WA: Waza-ari

IP: Ippon



Results

As of FRI 8 AUG 2025

Bout number #1238

SHAABAN Abdullah (KUW) 1 - 6 SAMDAN Eray (TUR)

Win by Points

Winner	Name	NOC Code	YU	WA	IP	Warnings					Score
						C1	C2	C3	HC	H	
	SHAABAN Abdullah	KUW	1			X					1
X	SAMDAN Eray	TUR	3		1	X					6

Legend:

C1: 1st Chukoku

C2: 2nd Chukoku

C3: 3rd Chukoku

HC: Hansoku Chui

H: Hansoku

YU: Yuko

WA: Waza-ari

IP: Ippon



Results

As of SAT 9 AUG 2025

Elimination Round - Pool B

Rank	NOC Code	Name	TUR	JPN	ITA	MAR	Bouts	W	T	L	Points	Score				
												Total	Yuko	Waza-ari	Ippon	
1	TUR	SAMDAN Eray	-	1:0	0:0	3:2	3	2	1	0	7	4:2	0:0	0:0	0:0	Q
2	JPN	HASHIMOTO Hiromu	0:1	-	8:7	4:3	3	2	0	1	6	12:11	0:0	0:0	0:0	Q
3	ITA	CRESCENZO Angelo	0:0	7:8	-	2:1	3	1	1	1	4	9:9	0:0	0:0	0:0	
4	MAR	JINA Abdel	2:3	3:4	1:2	-	3	0	0	3	0	6:9	0:0	0:0	0:0	

Legend:

W Bouts won L: Bouts lost T: Bouts tied Q: Qualified



Results

As of FRI 8 AUG 2025

Bout number #1127

SAMDAN Eray (TUR) 3 - 2 JINA Abdel Ali (MAR)

Win by Points

Winner	Name	NOC Code	YU	WA	IP	Warnings					Score
						C1	C2	C3	HC	H	
X	SAMDAN Eray	TUR	3						X		3
	JINA Abdel Ali	MAR	2						X		2

Legend:

C1: 1st Chukoku

C2: 2nd Chukoku

C3: 3rd Chukoku

HC: Hansoku Chui

H: Hansoku

YU: Yuko

WA: Waza-ari

IP: Ippon



Results

As of FRI 8 AUG 2025

Bout number #1128

CRESCENZO Angelo (ITA) 7 - 8 HASHIMOTO Hiromu (JPN)

Win by Points

Winner	Name	NOC Code	YU	WA	IP	Warnings					Score
						C1	C2	C3	HC	H	
	CRESCENZO Angelo	ITA	2	1	1				X		7
X	HASHIMOTO Hiromu	JPN	8						X		8

Legend:

C1: 1st Chukoku

C2: 2nd Chukoku

C3: 3rd Chukoku

HC: Hansoku Chui

H: Hansoku

YU: Yuko

WA: Waza-ari

IP: Ippon



Results

As of FRI 8 AUG 2025

Bout number #1131

JINA Abdel Ali (MAR) 1 - 2 CRESCENZO Angelo (ITA)

Win by Points

Winner	Name	NOC Code	YU	WA	IP	Warnings					Score
						C1	C2	C3	HC	H	
	JINA Abdel Ali	MAR	1						X		1
X	CRESCENZO Angelo	ITA	2						X		2

Legend:

C1: 1st Chukoku

C2: 2nd Chukoku

C3: 3rd Chukoku

HC: Hansoku Chui

H: Hansoku

YU: Yuko

WA: Waza-ari

IP: Ippon



Results

As of FRI 8 AUG 2025

Bout number #1132

SAMDAN Eray (TUR) 1 - 0 HASHIMOTO Hiromu (JPN)

Win by Points

Winner	Name	NOC Code	YU	WA	IP	Warnings					Score
						C1	C2	C3	HC	H	
X	SAMDAN Eray	TUR	1						X		1
	HASHIMOTO Hiromu	JPN				X					0

Legend:

C1: 1st Chukoku

C2: 2nd Chukoku

C3: 3rd Chukoku

HC: Hansoku Chui

H: Hansoku

YU: Yuko

WA: Waza-ari

IP: Ippon



Results

As of FRI 8 AUG 2025

Bout number #1135

SAMDAN Eray (TUR) 0 - 0 CRESCENZO Angelo (ITA)

TIE

Winner	Name	NOC Code	YU	WA	IP	Warnings					Score
						C1	C2	C3	HC	H	
	SAMDAN Eray	TUR						X			0
	CRESCENZO Angelo	ITA						X			0

Legend:

C1: 1st Chukoku

C2: 2nd Chukoku

C3: 3rd Chukoku

HC: Hansoku Chui

H: Hansoku

YU: Yuko

WA: Waza-ari

IP: Ippon



Results

As of FRI 8 AUG 2025

Bout number #1136

JINA Abdel Ali (MAR) 3 - 4 HASHIMOTO Hiromu (JPN)

Win by Points

Winner	Name	NOC Code	YU	WA	IP	Warnings					Score
						C1	C2	C3	HC	H	
	JINA Abdel Ali	MAR	3				X				3
X	HASHIMOTO Hiromu	JPN	4					X			4

Legend:

C1: 1st Chukoku

C2: 2nd Chukoku

C3: 3rd Chukoku

HC: Hansoku Chui

H: Hansoku

YU: Yuko

WA: Waza-ari

IP: Ippon



Results

As of SAT 9 AUG 2025

Elimination Round - Pool A

Rank	NOC Code	Name	GRE	KUW	KAZ	CHN	Bouts	W	T	L	Points	Score				
												Total	Yuko	Waza-ari	Ippon	
1	GRE	XENOS Christos	-	5:4	10:4	6:5	3	3	0	0	9	21:13	0:0	0:0	0:0	Q
2	KUW	SHAABAN Abdullah	4:5	-	9:2	3:2	3	2	0	1	6	16:9	0:0	0:0	0:0	Q
3	KAZ	ALPYSBAY Kaisar	4:10	2:9	-	1:0	3	1	0	2	3	7:19	0:0	0:0	0:0	
4	CHN	SHI Leilei	5:6	2:3	0:1	-	3	0	0	3	0	7:10	0:0	0:0	0:0	

Legend:

W Bouts won L: Bouts lost T: Bouts tied Q: Qualified



Results

As of FRI 8 AUG 2025

Bout number #1125

ALPYSBAY Kaisar (KAZ) 2 - 9 SHAABAN Abdullah (KUW)

Win by Points

Winner	Name	NOC Code	YU	WA	IP	Warnings					Score
						C1	C2	C3	HC	H	
	ALPYSBAY Kaisar	KAZ	2						X		2
X	SHAABAN Abdullah	KUW	5	2				X			9

Legend:

C1: 1st Chukoku

C2: 2nd Chukoku

C3: 3rd Chukoku

HC: Hansoku Chui

H: Hansoku

YU: Yuko

WA: Waza-ari

IP: Ippon



Results

As of FRI 8 AUG 2025

Bout number #1126

SHI Leilei (CHN) 5 - 6 XENOS Christos (GRE)

Win by Points

Winner	Name	NOC Code	YU	WA	IP	Warnings					Score
						C1	C2	C3	HC	H	
	SHI Leilei	CHN	2		1	X					5
X	XENOS Christos	GRE	4	1							6

Legend:

C1: 1st Chukoku

C2: 2nd Chukoku

C3: 3rd Chukoku

HC: Hansoku Chui

H: Hansoku

YU: Yuko

WA: Waza-ari

IP: Ippon



Results

As of FRI 8 AUG 2025

Bout number #1129

SHAABAN Abdullah (KUW) 3 - 2 SHI Leilei (CHN)

Win by Points

Winner	Name	NOC Code	YU	WA	IP	Warnings					Score
						C1	C2	C3	HC	H	
X	SHAABAN Abdullah	KUW	1	1					X		3
	SHI Leilei	CHN		1				X			2

Legend:

C1: 1st Chukoku

C2: 2nd Chukoku

C3: 3rd Chukoku

HC: Hansoku Chui

H: Hansoku

YU: Yuko

WA: Waza-ari

IP: Ippon



Results

As of FRI 8 AUG 2025

Bout number #1130

ALPYSBAY Kaisar (KAZ) 4 - 10 XENOS Christos (GRE)

Win by Points

Winner	Name	NOC Code	YU	WA	IP	Warnings					Score
						C1	C2	C3	HC	H	
	ALPYSBAY Kaisar	KAZ	2	1							4
X	XENOS Christos	GRE	8	1					X		10

Legend:

C1: 1st Chukoku

C2: 2nd Chukoku

C3: 3rd Chukoku

HC: Hansoku Chui

H: Hansoku

YU: Yuko

WA: Waza-ari

IP: Ippon



Results

As of FRI 8 AUG 2025

Bout number #1133

ALPYSBAY Kaisar (KAZ) 1 - 0 SHI Leilei (CHN)

Win by Points

Winner	Name	NOC Code	YU	WA	IP	Warnings					Score
						C1	C2	C3	HC	H	
X	ALPYSBAY Kaisar	KAZ	1						X		1
	SHI Leilei	CHN					X				0

Legend:

C1: 1st Chukoku

C2: 2nd Chukoku

C3: 3rd Chukoku

HC: Hansoku Chui

H: Hansoku

YU: Yuko

WA: Waza-ari

IP: Ippon



Results

As of FRI 8 AUG 2025

Bout number #1134

SHAABAN Abdullah (KUW) 4 - 5 XENOS Christos (GRE)

Win by Points

Winner	Name	NOC Code	YU	WA	IP	Warnings					Score
						C1	C2	C3	HC	H	
	SHAABAN Abdullah	KUW	4			X					4
X	XENOS Christos	GRE	3	1					X		5

Legend:

C1: 1st Chukoku

C2: 2nd Chukoku

C3: 3rd Chukoku

HC: Hansoku Chui

H: Hansoku

YU: Yuko

WA: Waza-ari

IP: Ippon



TWG
2025
CHENGDU



KARATE

Men's Kumite -67kg



Entry List by Event

As of THU 7 AUG 2025

NOC	Name	Event	Date of Birth
BRA - BRAZIL	FIGUEIRA Vinicius	Men's Kumite -67kg	15 APR 1991
JOR - JORDAN	ALMASATFA Abdel Rahman Tayel Hayel	Men's Kumite -67kg	26 MAI 1996
JPN - JAPAN	KOZAKI Yugo	Men's Kumite -67kg	21 SEP 1999
KAZ - KAZAKHSTAN	AMIRALI Didar	Men's Kumite -67kg	22 FEB 1996
KSA - SAUDI ARABIA	ALKHATHAMI Fahad Atiah S	Men's Kumite -67kg	30 SEP 1990
MAR - MOROCCO	OUBAYA Said	Men's Kumite -67kg	28 MAI 2003
MNE - MONTENEGRO	DULOVIC Nenad	Men's Kumite -67kg	14 NOV 1998
TUR - TURKIYE	OZER Omer Abdurrahim	Men's Kumite -67kg	08 MAR 2000



Brackets

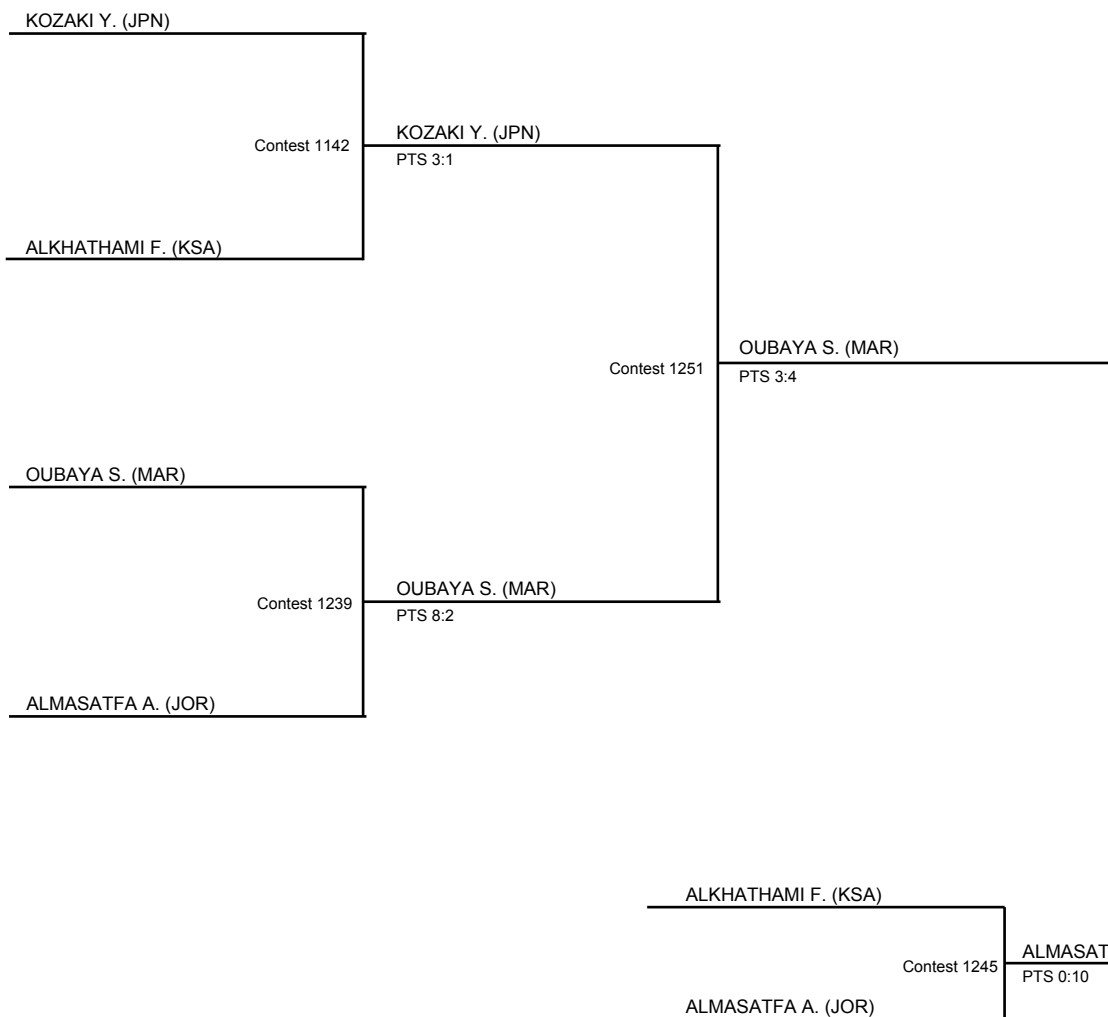
As of SAT 9 AUG 2025

Semifinals

Finals

MEDALLISTS

Gold	OUBAYA S. (MAR)
Silver	KOZAKI Y. (JPN)
Bronze	ALMASATFA A. (JOR)





Medallists

Medal	Name	NOC
GOLD	OUBAYA Said	MAR - MOROCCO
SILVER	KOZAKI Yugo	JPN - JAPAN
BRONZE	ALMASATFA Abdel Rahman Tayel Hayel	JOR - JORDAN



Results

As of FRI 8 AUG 2025

Bout number #1245

ALKHATHAMI Fahad Atiah S (KSA)

0

-

10

ALMASATFA Abdel Rahman Tayel Hayel (JOR)

Win by Points

Winner	Name	NOC Code	YU	WA	IP	Warnings					Score
						C1	C2	C3	HC	H	
	ALKHATHAMI Fahad Atiah S	KSA							X		0
X	ALMASATFA Abdel Rahman Tayel Hayel	JOR	1		3		X				10

Legend:

C1: 1st Chukoku

C2: 2nd Chukoku

C3: 3rd Chukoku

HC: Hansoku Chui

H: Hansoku

YU: Yuko

WA: Waza-ari

IP: Ippon



Results

As of FRI 8 AUG 2025

Bout number #1251

KOZAKI Yugo (JPN) 3 - 4 OUBAYA Said (MAR)

Win by Points

Winner	Name	NOC Code	YU	WA	IP	Warnings					Score
						C1	C2	C3	HC	H	
	KOZAKI Yugo	JPN	3					X			3
X	OUBAYA Said	MAR	4				X				4

Legend:

C1: 1st Chukoku

C2: 2nd Chukoku

C3: 3rd Chukoku

HC: Hansoku Chui

H: Hansoku

YU: Yuko

WA: Waza-ari

IP: Ippon



Results

As of FRI 8 AUG 2025

Bout number #1142

KOZAKI Yugo (JPN) 3 - 1 ALKHATHAMI Fahad Atiah S (KSA)

Win by Points

Winner	Name	NOC Code	YU	WA	IP	Warnings					Score
						C1	C2	C3	HC	H	
X	KOZAKI Yugo	JPN	3						X		3
	ALKHATHAMI Fahad Atiah S	KSA	1						X		1

Legend:

C1: 1st Chukoku

C2: 2nd Chukoku

C3: 3rd Chukoku

HC: Hansoku Chui

H: Hansoku

YU: Yuko

WA: Waza-ari

IP: Ippon



Results

As of FRI 8 AUG 2025

Bout number #1239

OUBAYA Said (MAR)

8

-

2

ALMASATFA Abdel Rahman Tayel Hayel (JOR)

Win by Points

Winner	Name	NOC Code	YU	WA	IP	Warnings					Score
						C1	C2	C3	HC	H	
X	OUBAYA Said	MAR	5		1		X				8
	ALMASATFA Abdel Rahman Tayel Hayel	JOR	2				X				2

Legend:

C1: 1st Chukoku

C2: 2nd Chukoku

C3: 3rd Chukoku

HC: Hansoku Chui

H: Hansoku

YU: Yuko

WA: Waza-ari

IP: Ippon



Results

As of SAT 9 AUG 2025

Elimination Round - Pool B

Rank	NOC Code	Name	JOR	JPN	MNE	TUR	Bouts	W	T	L	Points	Score				
												Total	Yuko	Waza-ari	Ippon	
1	JOR	ALMASATFA Abdel	-	2:1	3:3	9:0	3	3	0	0	9	14:4	0:0	0:0	0:0	Q
2	JPN	KOZAKI Yugo	1:2	-	5:4	0:0	3	1	1	1	4	6:6	0:0	0:0	0:0	Q
3	MNE	DULOVIC Nenad	3:3	4:5	-	0:0	3	0	1	2	1	7:8	0:0	0:0	0:0	
4	TUR	OZER Omer	0:9	0:0	0:0	-	3	0	2	1	2	0:9	0:0	0:0	0:0	

Legend:

W Bouts won L: Bouts lost T: Bouts tied Q: Qualified



Results

As of FRI 8 AUG 2025

Bout number #1224

DULOVIC Nenad (MNE)

3

-

3

ALMASATFA Abdel Rahman Tayel Hayel (JOR)

Win by Senshu

Winner	Name	NOC Code	YU	WA	IP	Warnings					Score
						C1	C2	C3	HC	H	
	DULOVIC Nenad	MNE			1						3
X	ALMASATFA Abdel Rahman Tayel Hayel	JOR			1	X					3

Legend:

C1: 1st Chukoku

C2: 2nd Chukoku

C3: 3rd Chukoku

HC: Hansoku Chui

H: Hansoku

YU: Yuko

WA: Waza-ari

IP: Ippon



Results

As of FRI 8 AUG 2025

Bout number #1225

OZER Omer Abdurrahim (TUR) 0 - 0 KOZAKI Yugo (JPN)

TIE

Winner	Name	NOC Code	YU	WA	IP	Warnings					Score
						C1	C2	C3	HC	H	
	OZER Omer Abdurrahim	TUR					X				0
	KOZAKI Yugo	JPN					X				0

Legend:

C1: 1st Chukoku

C2: 2nd Chukoku

C3: 3rd Chukoku

HC: Hansoku Chui

H: Hansoku

YU: Yuko

WA: Waza-ari

IP: Ippon



Results

As of FRI 8 AUG 2025

Bout number #1228

ALMASATFA Abdel Rahman Tayel Hayel (JOR) 9 - 0 OZER Omer Abdurrahim (TUR)

Win by Points

Winner	Name	NOC Code	YU	WA	IP	Warnings					Score
						C1	C2	C3	HC	H	
X	ALMASATFA Abdel Rahman Tayel Hayel	JOR	2	2	1	X					9
	OZER Omer Abdurrahim	TUR									0

Legend:

C1: 1st Chukoku

C2: 2nd Chukoku

C3: 3rd Chukoku

HC: Hansoku Chui

H: Hansoku

YU: Yuko

WA: Waza-ari

IP: Ippon



Results

As of FRI 8 AUG 2025

Bout number #1229

DULOVIC Nenad (MNE) 4 - 5 KOZAKI Yugo (JPN)

Win by Points

Winner	Name	NOC Code	YU	WA	IP	Warnings					Score
						C1	C2	C3	HC	H	
	DULOVIC Nenad	MNE	4						X		4
X	KOZAKI Yugo	JPN	2		1				X		5

Legend:

C1: 1st Chukoku

C2: 2nd Chukoku

C3: 3rd Chukoku

HC: Hansoku Chui

H: Hansoku

YU: Yuko

WA: Waza-ari

IP: Ippon



Results

As of FRI 8 AUG 2025

Bout number #1233

ALMASATFA Abdel Rahman Tayel
Hayel (JOR)

2

-

1

KOZAKI Yugo (JPN)

Win by Points

Winner	Name	NOC Code	YU	WA	IP	Warnings					Score
						C1	C2	C3	HC	H	
X	ALMASATFA Abdel Rahman Tayel Hayel	JOR	2						X		2
	KOZAKI Yugo	JPN	1						X		1

Legend:

C1: 1st Chukoku

C2: 2nd Chukoku

C3: 3rd Chukoku

HC: Hansoku Chui

H: Hansoku

YU: Yuko

WA: Waza-ari

IP: Ippon



Results

As of FRI 8 AUG 2025

Bout number #1232

DULOVIC Nenad (MNE) 0 - 0 OZER Omer Abdurrahim (TUR)

Hikiwake

Winner	Name	NOC Code	YU	WA	IP	Warnings					Score
						C1	C2	C3	HC	H	
	DULOVIC Nenad	MNE						X			0
	OZER Omer Abdurrahim	TUR					X				0

Legend:

C1: 1st Chukoku

C2: 2nd Chukoku

C3: 3rd Chukoku

HC: Hansoku Chui

H: Hansoku

YU: Yuko

WA: Waza-ari

IP: Ippon



Results

As of SAT 9 AUG 2025

Elimination Round - Pool A

Rank	NOC Code	Name	KSA	MAR	BRA	KAZ	Bouts	W	T	L	Points	Score				
												Total	Yuko	Waza-ari	Ippon	
1	KSA	ALKHATHAMI Fahad	-	4:3	5:0	0:2	3	2	0	1	6	9:5	0:0	0:0	0:0	Q
2	MAR	OUBAYA Said	3:4	-	11:10	8:0	3	2	0	1	6	22:14	0:0	0:0	0:0	Q
3	BRA	FIGUEIRA Vinicius	0:5	10:11	-	3:1	3	1	0	2	3	13:17	0:0	0:0	0:0	
4	KAZ	AMIRALI Didar	2:0	0:8	1:3	-	3	1	0	2	3	3:11	0:0	0:0	0:0	

Legend:

W Bouts won L: Bouts lost T: Bouts tied Q: Qualified



Results

As of FRI 8 AUG 2025

Bout number #1222

FIGUEIRA Vinicius (BRA) 3 - 1 AMIRALI Didar (KAZ)

Win by Points

Winner	Name	NOC Code	YU	WA	IP	Warnings					Score
						C1	C2	C3	HC	H	
X	FIGUEIRA Vinicius	BRA	1	1							3
	AMIRALI Didar	KAZ	1				X				1

Legend:

C1: 1st Chukoku

C2: 2nd Chukoku

C3: 3rd Chukoku

HC: Hansoku Chui

H: Hansoku

YU: Yuko

WA: Waza-ari

IP: Ippon



Results

As of FRI 8 AUG 2025

Bout number #1223

ALKHATHAMI Fahad Atiah S (KSA) 4 - 3 OUBAYA Said (MAR)

Win by Points

Winner	Name	NOC Code	YU	WA	IP	Warnings					Score
						C1	C2	C3	HC	H	
X	ALKHATHAMI Fahad Atiah S	KSA	2	1					X		4
	OUBAYA Said	MAR	3					X			3

Legend:

C1: 1st Chukoku

C2: 2nd Chukoku

C3: 3rd Chukoku

HC: Hansoku Chui

H: Hansoku

YU: Yuko

WA: Waza-ari

IP: Ippon



Results

As of FRI 8 AUG 2025

Bout number #1226

AMIRALI Didar (KAZ) 2 - 0 ALKHATHAMI Fahad Atiah S (KSA)

Win by Points

Winner	Name	NOC Code	YU	WA	IP	Warnings					Score
						C1	C2	C3	HC	H	
X	AMIRALI Didar	KAZ	2						X		2
	ALKHATHAMI Fahad Atiah S	KSA					X				0

Legend:

C1: 1st Chukoku

C2: 2nd Chukoku

C3: 3rd Chukoku

HC: Hansoku Chui

H: Hansoku

YU: Yuko

WA: Waza-ari

IP: Ippon



Results

As of FRI 8 AUG 2025

Bout number #1227

FIGUEIRA Vinicius (BRA) 10 - 11 OUBAYA Said (MAR)

Win by Points

Winner	Name	NOC Code	YU	WA	IP	Warnings					Score
						C1	C2	C3	HC	H	
	FIGUEIRA Vinicius	BRA	2	1	2			X			10
X	OUBAYA Said	MAR	4	2	1				X		11

Legend:

C1: 1st Chukoku

C2: 2nd Chukoku

C3: 3rd Chukoku

HC: Hansoku Chui

H: Hansoku

YU: Yuko

WA: Waza-ari

IP: Ippon



Results

As of FRI 8 AUG 2025

Bout number #1230

FIGUEIRA Vinicius (BRA) 0 - 5 ALKHATHAMI Fahad Atiah S (KSA)

Win by Points

Winner	Name	NOC Code	YU	WA	IP	Warnings					Score
						C1	C2	C3	HC	H	
	FIGUEIRA Vinicius	BRA					X				0
X	ALKHATHAMI Fahad Atiah S	KSA	2		1		X				5

Legend:

C1: 1st Chukoku

C2: 2nd Chukoku

C3: 3rd Chukoku

HC: Hansoku Chui

H: Hansoku

YU: Yuko

WA: Waza-ari

IP: Ippon



Results

As of FRI 8 AUG 2025

Bout number #1231

AMIRALI Didar (KAZ) 0 - 8 OUBAYA Said (MAR)

Win by Points

Winner	Name	NOC Code	YU	WA	IP	Warnings					Score
						C1	C2	C3	HC	H	
	AMIRALI Didar	KAZ				X					0
X	OUBAYA Said	MAR	8				X				8

Legend:

C1: 1st Chukoku

C2: 2nd Chukoku

C3: 3rd Chukoku

HC: Hansoku Chui

H: Hansoku

YU: Yuko

WA: Waza-ari

IP: Ippon



TWG
2025
CHENGDU



KARATE

Men's Kumite -75kg



Entry List by Event

As of THU 7 AUG 2025

NOC	Name	Event	Date of Birth
AUS - AUSTRALIA	DURHAM Mitchell	Men's Kumite -75kg	10 MAR 1998
CHN - PEOPLE'S REPUBLIC OF CHINA	XU Junbo	Men's Kumite -75kg	23 SEP 2002
EGY - EGYPT	ABDELAZIZ Abdalla	Men's Kumite -75kg	29 MAR 1999
FRA - FRANCE	BERTHON Enzo	Men's Kumite -75kg	10 APR 2000
HUN - HUNGARY	HARSPATAKI Gabor	Men's Kumite -75kg	27 FEB 1996
JPN - JAPAN	SAKIYAMA Yusei	Men's Kumite -75kg	28 AUG 1999
KAZ - KAZAKHSTAN	AZHIKANOV Nurkanat	Men's Kumite -75kg	23 FEB 2001
UKR - UKRAINE	ZAPLITNYI Andrii	Men's Kumite -75kg	13 JUL 2001



Brackets

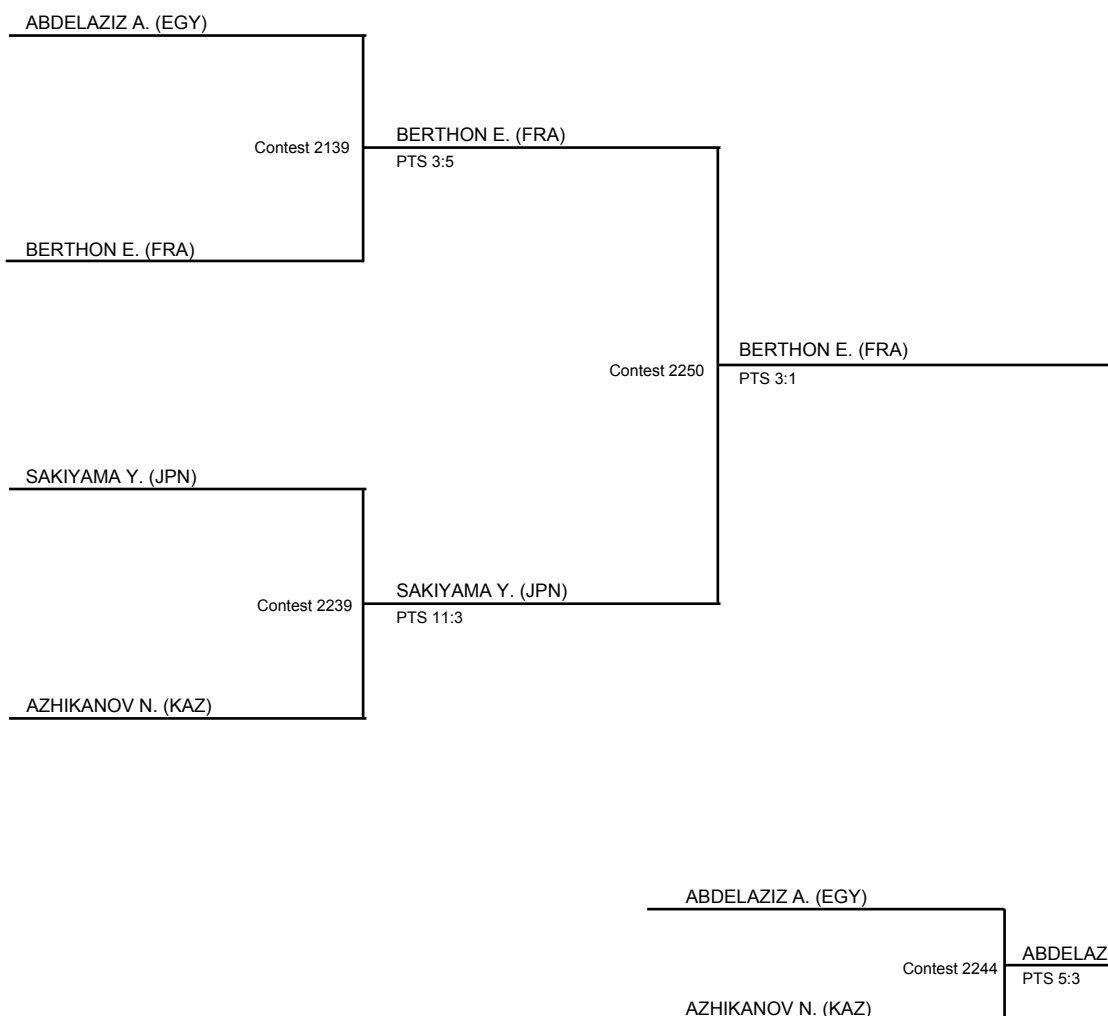
As of SAT 9 AUG 2025

Semifinals

Finals

MEDALLISTS

Gold	BERTHON E. (FRA)
Silver	SAKIYAMA Y. (JPN)
Bronze	ABDELAZIZ A. (EGY)





Medallists

Medal	Name	NOC
GOLD	BERTHON Enzo	FRA - FRANCE
SILVER	SAKIYAMA Yusei	JPN - JAPAN
BRONZE	ABDELAZIZ Abdalla	EGY - EGYPT



Results

As of SAT 9 AUG 2025

Bout number #2244

ABDELAZIZ Abdalla (EGY) 5 - 3 AZHIKANOV Nurkanat (KAZ)

Win by Points

Winner	Name	NOC Code	YU	WA	IP	Warnings					Score
						C1	C2	C3	HC	H	
X	ABDELAZIZ Abdalla	EGY	5						X		5
	AZHIKANOV Nurkanat	KAZ	3			X					3

Legend:

C1: 1st Chukoku

C2: 2nd Chukoku

C3: 3rd Chukoku

HC: Hansoku Chui

H: Hansoku

YU: Yuko

WA: Waza-ari

IP: Ippon



Results

As of SAT 9 AUG 2025

Bout number #2250

BERTHON Enzo (FRA) 3 - 1 **SAKIYAMA Yusei (JPN)**

Win by Points

Winner	Name	NOC Code	YU	WA	IP	Warnings					Score
						C1	C2	C3	HC	H	
X	BERTHON Enzo	FRA	3						X		3
	SAKIYAMA Yusei	JPN	1			X					1

Legend:

C1: 1st Chukoku

C2: 2nd Chukoku

C3: 3rd Chukoku

HC: Hansoku Chui

H: Hansoku

YU: Yuko

WA: Waza-ari

IP: Ippon



Results

As of SAT 9 AUG 2025

Bout number #2139

ABDELAZIZ Abdalla (EGY) 3 - 5 BERTHON Enzo (FRA)

Win by Points

Winner	Name	NOC Code	YU	WA	IP	Warnings					Score
						C1	C2	C3	HC	H	
	ABDELAZIZ Abdalla	EGY	3				X				3
X	BERTHON Enzo	FRA	5						X		5

Legend:

C1: 1st Chukoku

C2: 2nd Chukoku

C3: 3rd Chukoku

HC: Hansoku Chui

H: Hansoku

YU: Yuko

WA: Waza-ari

IP: Ippon



Results

As of SAT 9 AUG 2025

Bout number #2239

SAKIYAMA Yusei (JPN) 11 - 3 AZHIKANOV Nurkanat (KAZ)

Win by Points

Winner	Name	NOC Code	YU	WA	IP	Warnings					Score
						C1	C2	C3	HC	H	
X	SAKIYAMA Yusei	JPN	2		3	X					11
	AZHIKANOV Nurkanat	KAZ	3			X					3

Legend:

C1: 1st Chukoku

C2: 2nd Chukoku

C3: 3rd Chukoku

HC: Hansoku Chui

H: Hansoku

YU: Yuko

WA: Waza-ari

IP: Ippon



Results

As of SAT 9 AUG 2025

Elimination Round - Pool B

Rank	NOC Code	Name	KAZ	EGY	HUN	AUS	Bouts	W	T	L	Points	Score				
												Total	Yuko	Waza-ari	Ippon	
1	KAZ	AZHIKANOV Nurkanat	-	7:7	4:4	4:6	3	2	0	1	6	15:17	0:0	0:0	0:0	Q
2	EGY	ABDELAZIZ Abdalla	7:7	-	6:1	7:1	3	2	0	1	6	20:9	0:0	0:0	0:0	Q
3	HUN	HARSPATAKI Gabor	4:4	1:6	-	4:4	3	1	0	2	3	9:14	0:0	0:0	0:0	
4	AUS	DURHAM Mitchell	6:4	1:7	4:4	-	3	1	0	2	3	11:15	0:0	0:0	0:0	

Legend:

W Bouts won L: Bouts lost T: Bouts tied Q: Qualified



Results

As of SAT 9 AUG 2025

Bout number #2115

HARSPATAKI Gabor (HUN) 4 - 4 DURHAM Mitchell (AUS)

Win by Senshu

Winner	Name	NOC Code	YU	WA	IP	Warnings					Score
						C1	C2	C3	HC	H	
X	HARSPATAKI Gabor	HUN	1		1			X			4
	DURHAM Mitchell	AUS	1		1				X		4

Legend:

C1: 1st Chukoku

C2: 2nd Chukoku

C3: 3rd Chukoku

HC: Hansoku Chui

H: Hansoku

YU: Yuko

WA: Waza-ari

IP: Ippon



Results

As of SAT 9 AUG 2025

Bout number #2116

AZHIKANOV Nurkanat (KAZ) 7 - 7 ABDELAZIZ Abdalla (EGY)

Win by Points

Winner	Name	NOC Code	YU	WA	IP	Warnings					Score
						C1	C2	C3	HC	H	
X	AZHIKANOV Nurkanat	KAZ	4		1				X		7
	ABDELAZIZ Abdalla	EGY	7						X		7

Legend:

C1: 1st Chukoku

C2: 2nd Chukoku

C3: 3rd Chukoku

HC: Hansoku Chui

H: Hansoku

YU: Yuko

WA: Waza-ari

IP: Ippon



Results

As of SAT 9 AUG 2025

Bout number #2119

DURHAM Mitchell (AUS) 6 - 4 **AZHIKANOV Nurkanat (KAZ)**

Win by Points

Winner	Name	NOC Code	YU	WA	IP	Warnings					Score
						C1	C2	C3	HC	H	
X	DURHAM Mitchell	AUS	1	1	1	X					6
	AZHIKANOV Nurkanat	KAZ	1		1	X					4

Legend:

C1: 1st Chukoku

C2: 2nd Chukoku

C3: 3rd Chukoku

HC: Hansoku Chui

H: Hansoku

YU: Yuko

WA: Waza-ari

IP: Ippon



Results

As of SAT 9 AUG 2025

Bout number #2120

HARSPATAKI Gabor (HUN) 1 - 6 ABDELAZIZ Abdalla (EGY)

Win by Points

Winner	Name	NOC Code	YU	WA	IP	Warnings					Score
						C1	C2	C3	HC	H	
	HARSPATAKI Gabor	HUN	1					X			1
X	ABDELAZIZ Abdalla	EGY	3		1	X					6

Legend:

C1: 1st Chukoku

C2: 2nd Chukoku

C3: 3rd Chukoku

HC: Hansoku Chui

H: Hansoku

YU: Yuko

WA: Waza-ari

IP: Ippon



Results

As of SAT 9 AUG 2025

Bout number #2123

HARSPATAKI Gabor (HUN) 4 - 4 AZHIKANOV Nurkanat (KAZ)

Win by Points

Winner	Name	NOC Code	YU	WA	IP	Warnings					Score
						C1	C2	C3	HC	H	
	HARSPATAKI Gabor	HUN	4				X				4
X	AZHIKANOV Nurkanat	KAZ	1		1				X		4

Legend:

C1: 1st Chukoku

C2: 2nd Chukoku

C3: 3rd Chukoku

HC: Hansoku Chui

H: Hansoku

YU: Yuko

WA: Waza-ari

IP: Ippon



Results

As of SAT 9 AUG 2025

Bout number #2124

DURHAM Mitchell (AUS) 1 - 7 ABDELAZIZ Abdalla (EGY)

Win by Points

Winner	Name	NOC Code	YU	WA	IP	Warnings					Score
						C1	C2	C3	HC	H	
	DURHAM Mitchell	AUS	1								1
X	ABDELAZIZ Abdalla	EGY	3	2					X		7

Legend:

C1: 1st Chukoku

C2: 2nd Chukoku

C3: 3rd Chukoku

HC: Hansoku Chui

H: Hansoku

YU: Yuko

WA: Waza-ari

IP: Ippon



Results

As of SAT 9 AUG 2025

Elimination Round - Pool A

Rank	NOC Code	Name	FRA	JPN	CHN	UKR	Bouts	W	T	L	Points	Score				
												Total	Yuko	Waza-ari	Ippon	
1	FRA	BERTHON Enzo	-	5:4	6:2	0:1	3	2	0	1	6	11:7	0:0	0:0	0:0	Q
2	JPN	SAKIYAMA Yusei	4:5	-	5:2	1:0	3	2	0	1	6	10:7	0:0	0:0	0:0	Q
3	CHN	XU Junbo	2:6	2:5	-	2:0	3	1	0	2	3	6:11	0:0	0:0	0:0	
4	UKR	ZAPLITNYI Andrii	1:0	0:1	0:2	-	3	1	0	2	3	1:3	0:0	0:0	0:0	

Legend:

W Bouts won L: Bouts lost T: Bouts tied Q: Qualified



Results

As of SAT 9 AUG 2025

Bout number #2113

ZAPLITNYI Andrii (UKR) 0 - 1 SAKIYAMA Yusei (JPN)

Win by Points

Winner	Name	NOC Code	YU	WA	IP	Warnings					Score
						C1	C2	C3	HC	H	
	ZAPLITNYI Andrii	UKR						X			0
X	SAKIYAMA Yusei	JPN	1						X		1

Legend:

C1: 1st Chukoku

C2: 2nd Chukoku

C3: 3rd Chukoku

HC: Hansoku Chui

H: Hansoku

YU: Yuko

WA: Waza-ari

IP: Ippon



Results

As of SAT 9 AUG 2025

Bout number #2114

XU Junbo (CHN) 2 - 6 BERTHON Enzo (FRA)

Win by Points

Winner	Name	NOC Code	YU	WA	IP	Warnings					Score
						C1	C2	C3	HC	H	
	XU Junbo	CHN	2			X					2
X	BERTHON Enzo	FRA	1	1	1						6

Legend:

C1: 1st Chukoku

C2: 2nd Chukoku

C3: 3rd Chukoku

HC: Hansoku Chui

H: Hansoku

YU: Yuko

WA: Waza-ari

IP: Ippon



Results

As of SAT 9 AUG 2025

Bout number #2117

SAKIYAMA Yusei (JPN) 5 - 2 XU Junbo (CHN)

Win by Points

Winner	Name	NOC Code	YU	WA	IP	Warnings					Score
						C1	C2	C3	HC	H	
X	SAKIYAMA Yusei	JPN	3	1					X		5
	XU Junbo	CHN	2					X			2

Legend:

C1: 1st Chukoku

C2: 2nd Chukoku

C3: 3rd Chukoku

HC: Hansoku Chui

H: Hansoku

YU: Yuko

WA: Waza-ari

IP: Ippon



Results

As of SAT 9 AUG 2025

Bout number #2118

ZAPLITNYI Andrii (UKR) 1 - 0 BERTHON Enzo (FRA)

Win by Points

Winner	Name	NOC Code	YU	WA	IP	Warnings					Score
						C1	C2	C3	HC	H	
X	ZAPLITNYI Andrii	UKR	1					X			1
	BERTHON Enzo	FRA				X					0

Legend:

C1: 1st Chukoku

C2: 2nd Chukoku

C3: 3rd Chukoku

HC: Hansoku Chui

H: Hansoku

YU: Yuko

WA: Waza-ari

IP: Ippon



Results

As of SAT 9 AUG 2025

Bout number #2121

ZAPLITNYI Andrii (UKR) 0 - 2 XU Junbo (CHN)

Win by Points

Winner	Name	NOC Code	YU	WA	IP	Warnings					Score
						C1	C2	C3	HC	H	
	ZAPLITNYI Andrii	UKR						X			0
X	XU Junbo	CHN	2			X					2

Legend:

C1: 1st Chukoku

C2: 2nd Chukoku

C3: 3rd Chukoku

HC: Hansoku Chui

H: Hansoku

YU: Yuko

WA: Waza-ari

IP: Ippon



Results

As of SAT 9 AUG 2025

Bout number #2122

SAKIYAMA Yusei (JPN) 4 - 5 BERTHON Enzo (FRA)

Win by Points

Winner	Name	NOC Code	YU	WA	IP	Warnings					Score
						C1	C2	C3	HC	H	
	SAKIYAMA Yusei	JPN	1		1	X					4
X	BERTHON Enzo	FRA	2		1				X		5

Legend:

C1: 1st Chukoku

C2: 2nd Chukoku

C3: 3rd Chukoku

HC: Hansoku Chui

H: Hansoku

YU: Yuko

WA: Waza-ari

IP: Ippon



TWG
2025
CHENGDU



KARATE

Men's Kumite -84kg



Entry List by Event

As of THU 7 AUG 2025

NOC	Name	Event	Date of Birth
AIN - AIN	GASPARIAN Eduard	Men's Kumite -84kg	02 JAN 2005
CHN - PEOPLE'S REPUBLIC OF CHINA	DUAN Peiqi	Men's Kumite -84kg	15 JUL 2002
CRO - CROATIA	KVESIC Ivan	Men's Kumite -84kg	13 OCT 1996
GRE - GREECE	MASTROGIANNIS Konstantinos	Men's Kumite -84kg	27 DEC 2000
JOR - JORDAN	ALJAFARI Mohammad Faiq Mohammad	Men's Kumite -84kg	02 FEB 2004
JPN - JAPAN	SHIMADA Rikito	Men's Kumite -84kg	25 DEC 1999
NED - NETHERLANDS	TIMMERMANS Brian	Men's Kumite -84kg	15 SEP 1997
UKR - UKRAINE	CHOBOTAR Valerii	Men's Kumite -84kg	27 JUL 1993



Brackets

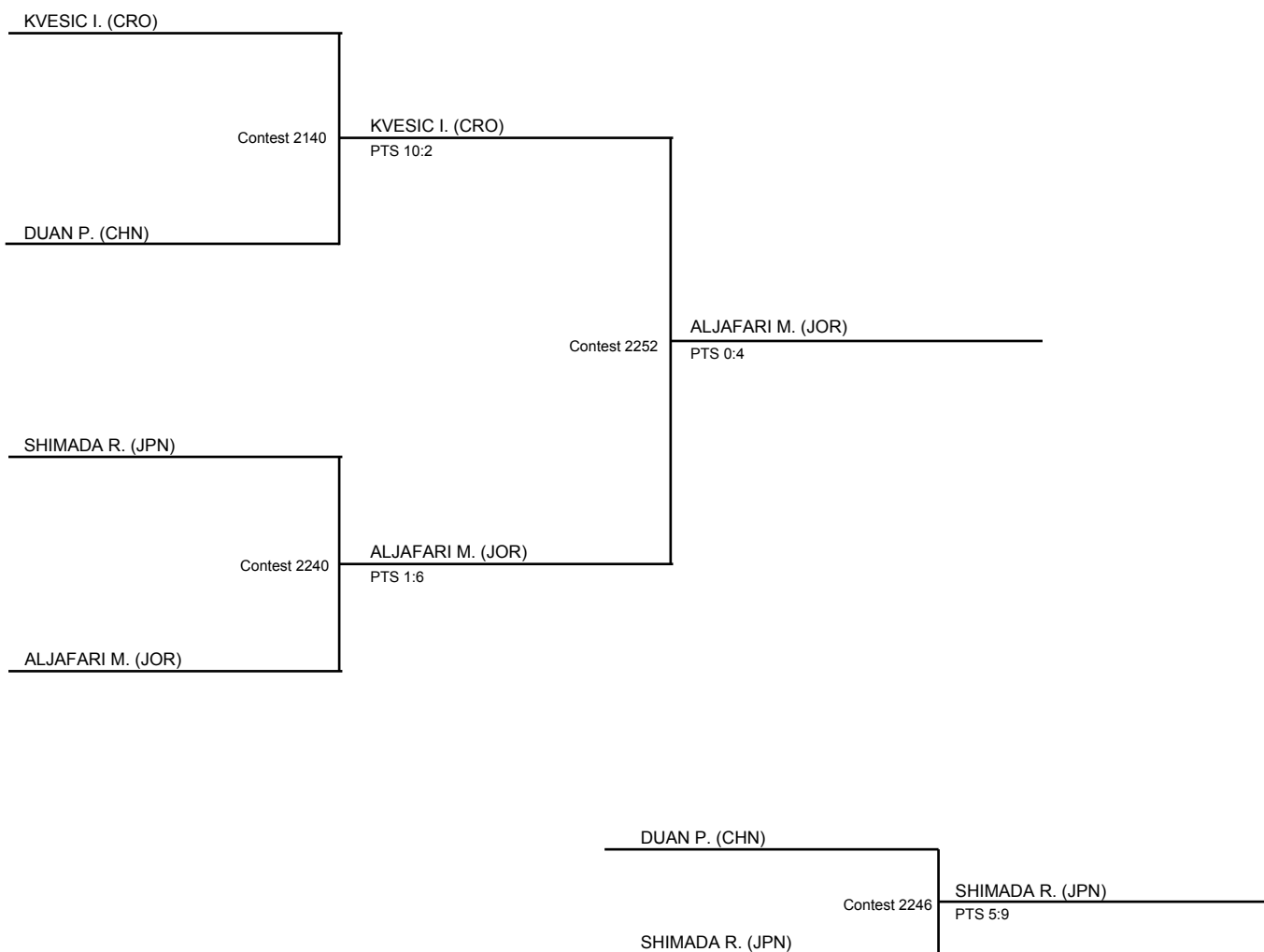
As of SAT 9 AUG 2025

Semifinals

Finals

MEDALLISTS

Gold	ALJAFARI M. (JOR)
Silver	KVESIC I. (CRO)
Bronze	SHIMADA R. (JPN)





Medallists

Medal	Name	NOC
GOLD	ALJAFARI Mohammad Faiq Mohammad	JOR - JORDAN
SILVER	KVESIC Ivan	CRO - CROATIA
BRONZE	SHIMADA Rikito	JPN - JAPAN



Results

As of SAT 9 AUG 2025

Bout number #2246

DUAN Peiqi (CHN) 5 - 9 SHIMADA Rikito (JPN)

Win by Points

Winner	Name	NOC Code	YU	WA	IP	Warnings					Score
						C1	C2	C3	HC	H	
	DUAN Peiqi	CHN	2		1	X					5
X	SHIMADA Rikito	JPN	5	2					X		9

Legend:

C1: 1st Chukoku

C2: 2nd Chukoku

C3: 3rd Chukoku

HC: Hansoku Chui

H: Hansoku

YU: Yuko

WA: Waza-ari

IP: Ippon



Results

As of SAT 9 AUG 2025

Bout number #2252

KVESIC Ivan (CRO) 0 - 4 ALJAFARI Mohammad Faiq Mohammad (JOR)

Win by Points

Winner	Name	NOC Code	YU	WA	IP	Warnings					Score
						C1	C2	C3	HC	H	
	KVESIC Ivan	CRO					X				0
X	ALJAFARI Mohammad Faiq Mohammad	JOR	1		1	X					4

Legend:

C1: 1st Chukoku

C2: 2nd Chukoku

C3: 3rd Chukoku

HC: Hansoku Chui

H: Hansoku

YU: Yuko

WA: Waza-ari

IP: Ippon



Results

As of SAT 9 AUG 2025

Bout number #2140

KVESIC Ivan (CRO) 10 - 2 DUAN Peiqi (CHN)

Win by Points

Winner	Name	NOC Code	YU	WA	IP	Warnings					Score
						C1	C2	C3	HC	H	
X	KVESIC Ivan	CRO	4		2	X					10
	DUAN Peiqi	CHN		1		X					2

Legend:

C1: 1st Chukoku

C2: 2nd Chukoku

C3: 3rd Chukoku

HC: Hansoku Chui

H: Hansoku

YU: Yuko

WA: Waza-ari

IP: Ippon



Results

As of SAT 9 AUG 2025

Bout number #2240

SHIMADA Rikito (JPN) 1 - 6 ALJAFARI Mohammad Faiq Mohammad (JOR)

Win by Points

Winner	Name	NOC Code	YU	WA	IP	Warnings					Score
						C1	C2	C3	HC	H	
	SHIMADA Rikito	JPN	1			X					1
X	ALJAFARI Mohammad Faiq Mohammad	JOR	1	1	1				X		6

Legend:

C1: 1st Chukoku

C2: 2nd Chukoku

C3: 3rd Chukoku

HC: Hansoku Chui

H: Hansoku

YU: Yuko

WA: Waza-ari

IP: Ippon



Results

As of SAT 9 AUG 2025

Elimination Round - Pool B

Rank	NOC Code	Name	JOR	CRO	NED	GRE	Bouts	W	T	L	Points	Score				
												Total	Yuko	Waza-ari	Ippon	
1	JOR	ALJAFARI Mohammad	-	8:0	9:2	2:2	3	2	0	1	6	19:4	0:0	0:0	0:0	Q
2	CRO	KVESIC Ivan	0:8	-	5:3	5:0	3	2	0	1	6	10:11	0:0	0:0	0:0	Q
3	NED	TIMMERMANS Brian	2:9	3:5	-	4:3	3	1	0	2	3	9:17	0:0	0:0	0:0	
4	GRE	MASTROGIANNIS Konstantinos	2:2	0:5	3:4	-	3	1	0	2	3	5:11	0:0	0:0	0:0	

Legend:

W Bouts won L: Bouts lost T: Bouts tied Q: Qualified



Results

As of SAT 9 AUG 2025

Bout number #2215

MASTROGIANNIS Konstantinos (GRE) 3 - 4 TIMMERMANS Brian (NED)

Win by Points

Winner	Name	NOC Code	YU	WA	IP	Warnings					Score
						C1	C2	C3	HC	H	
	MASTROGIANNIS Konstantinos	GRE			1	X					3
X	TIMMERMANS Brian	NED	2	1					X		4

Legend:

C1: 1st Chukoku

C2: 2nd Chukoku

C3: 3rd Chukoku

HC: Hansoku Chui

H: Hansoku

YU: Yuko

WA: Waza-ari

IP: Ippon



Results

As of SAT 9 AUG 2025

Bout number #2216

KVESIC Ivan (CRO) 0 - 8 ALJAFARI Mohammad Faiq Mohammad (JOR)

Win by Points

Winner	Name	NOC Code	YU	WA	IP	Warnings					Score
						C1	C2	C3	HC	H	
	KVESIC Ivan	CRO				X					0
X	ALJAFARI Mohammad Faiq Mohammad	JOR		1	2			X			8

Legend:

C1: 1st Chukoku

C2: 2nd Chukoku

C3: 3rd Chukoku

HC: Hansoku Chui

H: Hansoku

YU: Yuko

WA: Waza-ari

IP: Ippon



Results

As of SAT 9 AUG 2025

Bout number #2219

TIMMERMANS Brian (NED) 3 - 5 KVESIC Ivan (CRO)

Win by Points

Winner	Name	NOC Code	YU	WA	IP	Warnings					Score
						C1	C2	C3	HC	H	
	TIMMERMANS Brian	NED	1	1							3
X	KVESIC Ivan	CRO	2		1	X					5

Legend:

C1: 1st Chukoku

C2: 2nd Chukoku

C3: 3rd Chukoku

HC: Hansoku Chui

H: Hansoku

YU: Yuko

WA: Waza-ari

IP: Ippon



Results

As of SAT 9 AUG 2025

Bout number #2220

MASTROGIANNIS Konstantinos (GRE)

2

-

2

ALJAFARI Mohammad Faiq Mohammad (JOR)

Win by Points

Winner	Name	NOC Code	YU	WA	IP	Warnings					Score
						C1	C2	C3	HC	H	
X	MASTROGIANNIS Konstantinos	GRE		1					X		2
	ALJAFARI Mohammad Faiq Mohammad	JOR	2						X		2

Legend:

C1: 1st Chukoku

C2: 2nd Chukoku

C3: 3rd Chukoku

HC: Hansoku Chui

H: Hansoku

YU: Yuko

WA: Waza-ari

IP: Ippon



Results

As of SAT 9 AUG 2025

Bout number #2223

MASTROGIANNIS Konstantinos (GRE) 0 - 5 KVESIC Ivan (CRO)

Win by Points

Winner	Name	NOC Code	YU	WA	IP	Warnings					Score
						C1	C2	C3	HC	H	
	MASTROGIANNIS Konstantinos	GRE					X				0
X	KVESIC Ivan	CRO		1	1	X					5

Legend:

C1: 1st Chukoku

C2: 2nd Chukoku

C3: 3rd Chukoku

HC: Hansoku Chui

H: Hansoku

YU: Yuko

WA: Waza-ari

IP: Ippon



Results

As of SAT 9 AUG 2025

Bout number #2224

TIMMERMANS Brian (NED)

2

-

9

ALJAFARI Mohammad Faiq Mohammad (JOR)

Win by Points

Winner	Name	NOC Code	YU	WA	IP	Warnings					Score
						C1	C2	C3	HC	H	
	TIMMERMANS Brian	NED	2						X		2
X	ALJAFARI Mohammad Faiq Mohammad	JOR	1	1	2						9

Legend:

C1: 1st Chukoku

C2: 2nd Chukoku

C3: 3rd Chukoku

HC: Hansoku Chui

H: Hansoku

YU: Yuko

WA: Waza-ari

IP: Ippon



Results

As of SAT 9 AUG 2025

Elimination Round - Pool A

Rank	NOC Code	Name	CHN	JPN	UKR	AIN	Bouts	W	T	L	Points	Score			
												Total	Yuko	Waza-ari	Ippon
1	CHN	DUAN Peiqi	-	1:1	12:6	3:1	3	2	1	0	7	16:8	0:0	0:0	Q
2	JPN	SHIMADA Rikito	1:1	-	3:0	2:0	3	2	1	0	7	6:1	0:0	0:0	Q
3	UKR	CHOBOTAR Valerii	6:12	0:3	-	4:0	3	1	0	2	3	10:15	0:0	0:0	
4	AIN	GASPARIAN Eduard	1:3	0:2	0:4	-	3	0	0	3	0	1:9	0:0	0:0	

Legend:

W Bouts won L: Bouts lost T: Bouts tied Q: Qualified



Results

As of SAT 9 AUG 2025

Bout number #2213

DUAN Peiqi (CHN) 3 - 1 GASPARIAN Eduard (AIN)

Win by Points

Winner	Name	NOC Code	YU	WA	IP	Warnings					Score
						C1	C2	C3	HC	H	
X	DUAN Peiqi	CHN	3						X		3
	GASPARIAN Eduard	AIN	1								1

Legend:

C1: 1st Chukoku

C2: 2nd Chukoku

C3: 3rd Chukoku

HC: Hansoku Chui

H: Hansoku

YU: Yuko

WA: Waza-ari

IP: Ippon



Results

As of SAT 9 AUG 2025

Bout number #2214

CHOBOTAR Valerii (UKR) 0 - 3 SHIMADA Rikito (JPN)

Win by Points

Winner	Name	NOC Code	YU	WA	IP	Warnings					Score
						C1	C2	C3	HC	H	
	CHOBOTAR Valerii	UKR							X		0
X	SHIMADA Rikito	JPN	1	1		X					3

Legend:

C1: 1st Chukoku

C2: 2nd Chukoku

C3: 3rd Chukoku

HC: Hansoku Chui

H: Hansoku

YU: Yuko

WA: Waza-ari

IP: Ippon



Results

As of SAT 9 AUG 2025

Bout number #2217

GASPARIAN Eduard (AIN) 0 - 4 CHOBOTAR Valerii (UKR)

Win by Points

Winner	Name	NOC Code	YU	WA	IP	Warnings					Score
						C1	C2	C3	HC	H	
	GASPARIAN Eduard	AIN						X			0
X	CHOBOTAR Valerii	UKR	1		1				X		4

Legend:

C1: 1st Chukoku

C2: 2nd Chukoku

C3: 3rd Chukoku

HC: Hansoku Chui

H: Hansoku

YU: Yuko

WA: Waza-ari

IP: Ippon



Results

As of SAT 9 AUG 2025

Bout number #2218

DUAN Peiqi (CHN) 1 - 1 SHIMADA Rikito (JPN)

TIE

Winner	Name	NOC Code	YU	WA	IP	Warnings					Score
						C1	C2	C3	HC	H	
	DUAN Peiqi	CHN	1				X				1
	SHIMADA Rikito	JPN	1								1

Legend:

C1: 1st Chukoku

C2: 2nd Chukoku

C3: 3rd Chukoku

HC: Hansoku Chui

H: Hansoku

YU: Yuko

WA: Waza-ari

IP: Ippon



Results

As of SAT 9 AUG 2025

Bout number #2221

DUAN Peiqi (CHN) 12 - 6 CHOBOTAR Valerii (UKR)

Win by Points

Winner	Name	NOC Code	YU	WA	IP	Warnings					Score
						C1	C2	C3	HC	H	
X	DUAN Peiqi	CHN	5	2	1		X				12
	CHOBOTAR Valerii	UKR	4	1			X				6

Legend:

C1: 1st Chukoku

C2: 2nd Chukoku

C3: 3rd Chukoku

HC: Hansoku Chui

H: Hansoku

YU: Yuko

WA: Waza-ari

IP: Ippon



Results

As of SAT 9 AUG 2025

Bout number #2222

GASPARIAN Eduard (AIN) 0 - 2 SHIMADA Rikito (JPN)

Win by Points

Winner	Name	NOC Code	YU	WA	IP	Warnings					Score
						C1	C2	C3	HC	H	
	GASPARIAN Eduard	AIN				X					0
X	SHIMADA Rikito	JPN	2						X		2

Legend:

C1: 1st Chukoku

C2: 2nd Chukoku

C3: 3rd Chukoku

HC: Hansoku Chui

H: Hansoku

YU: Yuko

WA: Waza-ari

IP: Ippon



TWG
2025
CHENGDU



KARATE

Men's Kumite +84kg



Entry List by Event

As of THU 7 AUG 2025

NOC	Name	Event	Date of Birth
ARU - ARUBA	TIMMERMANS Rob Josephus Pascal Jules	Men's Kumite +84kg	21 MAI 1996
CHN - PEOPLE'S REPUBLIC OF CHINA	ZHAI Ang	Men's Kumite +84kg	17 APR 2000
CRO - CROATIA	KVESIC Andjelo	Men's Kumite +84kg	08 JUN 1995
EGY - EGYPT	MAHMOUD Taha	Men's Kumite +84kg	20 SEP 2000
FRA - FRANCE	FILALI Mehdi	Men's Kumite +84kg	05 JUL 1999
IRI - ISLAMIC REPUBLIC OF IRAN	ABAZARI Saleh	Men's Kumite +84kg	03 MAR 1998
UKR - UKRAINE	TALIBOV Ryzvan	Men's Kumite +84kg	20 JAN 1998
USA - UNITED STATES OF AMERICA	SAGILYAN Eddie	Men's Kumite +84kg	25 APR 2004



Brackets

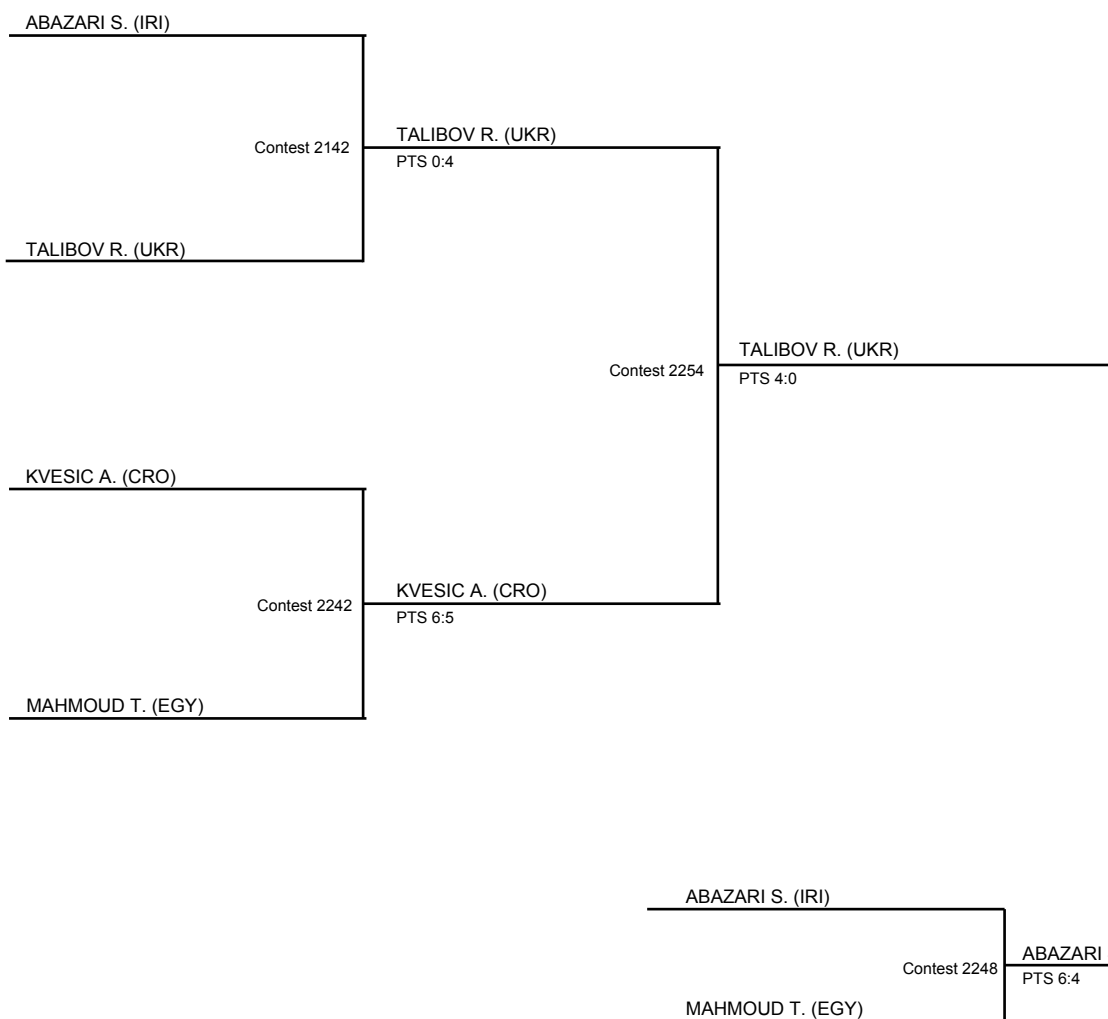
As of SAT 9 AUG 2025

Semifinals

Finals

MEDALLISTS

Gold	TALIBOV R. (UKR)
Silver	KVESIC A. (CRO)
Bronze	ABAZARI S. (IRI)





Medallists

Medal	Name	NOC
GOLD	TALIBOV Ryzvan	UKR - UKRAINE
SILVER	KVESIC Andjelo	CRO - CROATIA
BRONZE	ABAZARI Saleh	IRI - ISLAMIC REPUBLIC OF IRAN



Results

As of SAT 9 AUG 2025

Bout number #2248

ABAZARI Saleh (IRI) 6 - 4 MAHMOUD Taha (EGY)

Win by Points

Winner	Name	NOC Code	YU	WA	IP	Warnings					Score
						C1	C2	C3	HC	H	
X	ABAZARI Saleh	IRI	1	1	1				X		6
	MAHMOUD Taha	EGY	4						X		4

Legend:

C1: 1st Chukoku

C2: 2nd Chukoku

C3: 3rd Chukoku

HC: Hansoku Chui

H: Hansoku

YU: Yuko

WA: Waza-ari

IP: Ippon



Results

As of SAT 9 AUG 2025

Bout number #2254

TALIBOV Ryzvan (UKR) 4 - 0 KVESIC Andjelo (CRO)

Win by Points

Winner	Name	NOC Code	YU	WA	IP	Warnings					Score
						C1	C2	C3	HC	H	
X	TALIBOV Ryzvan	UKR	4					X			4
	KVESIC Andjelo	CRO							X		0

Legend:

C1: 1st Chukoku

C2: 2nd Chukoku

C3: 3rd Chukoku

HC: Hansoku Chui

H: Hansoku

YU: Yuko

WA: Waza-ari

IP: Ippon



Results

As of SAT 9 AUG 2025

Bout number #2142

ABAZARI Saleh (IRI) 0 - 4 TALIBOV Ryzvan (UKR)

Win by Points

Winner	Name	NOC Code	YU	WA	IP	Warnings					Score
						C1	C2	C3	HC	H	
	ABAZARI Saleh	IRI							X		0
X	TALIBOV Ryzvan	UKR	2	1				X			4

Legend:

C1: 1st Chukoku

C2: 2nd Chukoku

C3: 3rd Chukoku

HC: Hansoku Chui

H: Hansoku

YU: Yuko

WA: Waza-ari

IP: Ippon



Results

As of SAT 9 AUG 2025

Bout number #2242

KVESIC Andjelo (CRO) 6 - 5 MAHMOUD Taha (EGY)

Win by Points

Winner	Name	NOC Code	YU	WA	IP	Warnings					Score
						C1	C2	C3	HC	H	
X	KVESIC Andjelo	CRO		3			X				6
	MAHMOUD Taha	EGY	3	1			X				5

Legend:

C1: 1st Chukoku

C2: 2nd Chukoku

C3: 3rd Chukoku

HC: Hansoku Chui

H: Hansoku

YU: Yuko

WA: Waza-ari

IP: Ippon



Results

As of SAT 9 AUG 2025

Elimination Round - Pool B

Rank	NOC Code	Name	EGY	IRI	USA	CHN	Bouts	W	T	L	Points	Score			
												Total	Yuko	Waza-ari	Ippon
1	EGY	MAHMOUD Taha	-	2:2	4:2	8:0	3	2	1	0	7	14:4	0:0	0:0	Q
2	IRI	ABAZARI Saleh	2:2	-	4:3	2:3	3	1	1	1	4	8:8	0:0	0:0	Q
3	USA	SAGILYAN Eddie	2:4	3:4	-	10:5	3	1	0	2	3	15:13	0:0	0:0	
4	CHN	ZHAI Ang	0:8	3:2	5:10	-	3	1	0	2	3	8:20	0:0	0:0	

Legend:

W Bouts won L: Bouts lost T: Bouts tied Q: Qualified



Results

As of SAT 9 AUG 2025

Bout number #2227

SAGILYAN Eddie (USA) 3 - 4 ABAZARI Saleh (IRI)

Win by Points

Winner	Name	NOC Code	YU	WA	IP	Warnings					Score
						C1	C2	C3	HC	H	
	SAGILYAN Eddie	USA	1	1					X		3
X	ABAZARI Saleh	IRI	1		1		X				4

Legend:

C1: 1st Chukoku

C2: 2nd Chukoku

C3: 3rd Chukoku

HC: Hansoku Chui

H: Hansoku

YU: Yuko

WA: Waza-ari

IP: Ippon



Results

As of SAT 9 AUG 2025

Bout number #2228

ZHAI Ang (CHN) 0 - 8 MAHMOUD Taha (EGY)

Win by Points

Winner	Name	NOC Code	YU	WA	IP	Warnings					Score
						C1	C2	C3	HC	H	
	ZHAI Ang	CHN				X					0
X	MAHMOUD Taha	EGY	5		1	X					8

Legend:

C1: 1st Chukoku

C2: 2nd Chukoku

C3: 3rd Chukoku

HC: Hansoku Chui

H: Hansoku

YU: Yuko

WA: Waza-ari

IP: Ippon



Results

As of SAT 9 AUG 2025

Bout number #2231

ABAZARI Saleh (IRI) 2 - 3 ZHAI Ang (CHN)

Win by Points

Winner	Name	NOC Code	YU	WA	IP	Warnings					Score
						C1	C2	C3	HC	H	
	ABAZARI Saleh	IRI	2			X					2
X	ZHAI Ang	CHN			1				X		3

Legend:

C1: 1st Chukoku

C2: 2nd Chukoku

C3: 3rd Chukoku

HC: Hansoku Chui

H: Hansoku

YU: Yuko

WA: Waza-ari

IP: Ippon



Results

As of SAT 9 AUG 2025

Bout number #2232

SAGILYAN Eddie (USA) 2 - 4 MAHMOUD Taha (EGY)

Win by Points

Winner	Name	NOC Code	YU	WA	IP	Warnings					Score
						C1	C2	C3	HC	H	
	SAGILYAN Eddie	USA	2			X					2
X	MAHMOUD Taha	EGY	4			X					4

Legend:

C1: 1st Chukoku

C2: 2nd Chukoku

C3: 3rd Chukoku

HC: Hansoku Chui

H: Hansoku

YU: Yuko

WA: Waza-ari

IP: Ippon



Results

As of SAT 9 AUG 2025

Bout number #2235

SAGILYAN Eddie (USA) 10 - 5 ZHAI Ang (CHN)

Win by Points

Winner	Name	NOC Code	YU	WA	IP	Warnings					Score
						C1	C2	C3	HC	H	
X	SAGILYAN Eddie	USA	1	3	1				X		10
	ZHAI Ang	CHN	2		1			X			5

Legend:

C1: 1st Chukoku

C2: 2nd Chukoku

C3: 3rd Chukoku

HC: Hansoku Chui

H: Hansoku

YU: Yuko

WA: Waza-ari

IP: Ippon



Results

As of SAT 9 AUG 2025

Bout number #2236

ABAZARI Saleh (IRI) 2 - 2 MAHMOUD Taha (EGY)

TIE

Winner	Name	NOC Code	YU	WA	IP	Warnings					Score
						C1	C2	C3	HC	H	
	ABAZARI Saleh	IRI	2				X				2
	MAHMOUD Taha	EGY	2						X		2

Legend:

C1: 1st Chukoku

C2: 2nd Chukoku

C3: 3rd Chukoku

HC: Hansoku Chui

H: Hansoku

YU: Yuko

WA: Waza-ari

IP: Ippon



Results

As of SAT 9 AUG 2025

Elimination Round - Pool A

Rank	NOC Code	Name	UKR	CRO	ARU	FRA	Bouts	W	T	L	Points	Score			
												Total	Yuko	Waza-ari	Ippon
1	UKR	TALIBOV Ryzvan	-	3:0	6:2	5:3	3	3	0	0	9	14:5	0:0	0:0	Q
2	CRO	KVESIC Andjelo	0:3	-	1:0	1:0	3	2	0	1	6	2:3	0:0	0:0	Q
3	ARU	TIMMERMANS Rob	2:6	0:1	-	2:1	3	1	0	2	3	4:8	0:0	0:0	
4	FRA	FILALI Mehdi	3:5	0:1	1:2	-	3	0	0	3	0	4:8	0:0	0:0	

Legend:

W Bouts won L: Bouts lost T: Bouts tied Q: Qualified



Results

As of SAT 9 AUG 2025

Bout number #2225

TIMMERMANS Rob Josephus Pascal
Jules (ARU)

2

-

6

TALIBOV Ryzvan (UKR)

Win by Points

Winner	Name	NOC Code	YU	WA	IP	Warnings					Score
						C1	C2	C3	HC	H	
	TIMMERMANS Rob Josephus Pascal Jules	ARU	2								2
X	TALIBOV Ryzvan	UKR			2			X			6

Legend:

C1: 1st Chukoku

C2: 2nd Chukoku

C3: 3rd Chukoku

HC: Hansoku Chui

H: Hansoku

YU: Yuko

WA: Waza-ari

IP: Ippon



Results

As of SAT 9 AUG 2025

Bout number #2226

FILALI Mehdi (FRA) 0 - 1 KVESIC Andjelo (CRO)

Win by Points

Winner	Name	NOC Code	YU	WA	IP	Warnings					Score
						C1	C2	C3	HC	H	
	FILALI Mehdi	FRA				X					0
X	KVESIC Andjelo	CRO	1			X					1

Legend:

C1: 1st Chukoku

C2: 2nd Chukoku

C3: 3rd Chukoku

HC: Hansoku Chui

H: Hansoku

YU: Yuko

WA: Waza-ari

IP: Ippon



Results

As of SAT 9 AUG 2025

Bout number #2229

TALIBOV Ryzvan (UKR) 5 - 3 FILALI Mehdi (FRA)

Win by Points

Winner	Name	NOC Code	YU	WA	IP	Warnings					Score
						C1	C2	C3	HC	H	
X	TALIBOV Ryzvan	UKR	2		1				X		5
	FILALI Mehdi	FRA			1	X					3

Legend:

C1: 1st Chukoku

C2: 2nd Chukoku

C3: 3rd Chukoku

HC: Hansoku Chui

H: Hansoku

YU: Yuko

WA: Waza-ari

IP: Ippon



Results

As of SAT 9 AUG 2025

Bout number #2230

TIMMERMANS Rob Josephus Pascal
Jules (ARU)

0

-

1

KVESIC Andjelo (CRO)

Win by Points

Winner	Name	NOC Code	YU	WA	IP	Warnings					Score
						C1	C2	C3	HC	H	
	TIMMERMANS Rob Josephus Pascal Jules	ARU					X				0
X	KVESIC Andjelo	CRO	1			X					1

Legend:

C1: 1st Chukoku

C2: 2nd Chukoku

C3: 3rd Chukoku

HC: Hansoku Chui

H: Hansoku

YU: Yuko

WA: Waza-ari

IP: Ippon



Results

As of SAT 9 AUG 2025

Bout number #2233

TIMMERMANS Rob Josephus Pascal Jules (ARU) 2 - 1 FILALI Mehdi (FRA)

Win by Points

Winner	Name	NOC Code	YU	WA	IP	Warnings					Score
						C1	C2	C3	HC	H	
X	TIMMERMANS Rob Josephus Pascal Jules	ARU	2						X		2
	FILALI Mehdi	FRA	1				X				1

Legend:

C1: 1st Chukoku

C2: 2nd Chukoku

C3: 3rd Chukoku

HC: Hansoku Chui

H: Hansoku

YU: Yuko

WA: Waza-ari

IP: Ippon



Results

As of SAT 9 AUG 2025

Bout number #2234

TALIBOV Ryzvan (UKR) 3 - 0 KVESIC Andjelo (CRO)

Win by Points

Winner	Name	NOC Code	YU	WA	IP	Warnings					Score
						C1	C2	C3	HC	H	
X	TALIBOV Ryzvan	UKR	3						X		3
	KVESIC Andjelo	CRO									0

Legend:

C1: 1st Chukoku

C2: 2nd Chukoku

C3: 3rd Chukoku

HC: Hansoku Chui

H: Hansoku

YU: Yuko

WA: Waza-ari

IP: Ippon



TWG
2025
CHENGDU



KARATE

Men's Kata



Entry List by Event

As of THU 7 AUG 2025

NOC	Name	Event	Date of Birth
CHN - PEOPLE'S REPUBLIC OF CHINA	YANG Kangwei	Men's Kata	08 NOV 1998
EGY - EGYPT	ELLITHY Adam	Men's Kata	01 NOV 2008
ITA - ITALY	GHINAMI Alessio	Men's Kata	11 JUN 2002
JPN - JAPAN	NISHIYAMA Kakeru	Men's Kata	20 AUG 1995
SVK - SLOVAKIA	HRCKA Roman	Men's Kata	02 DEC 2003
SWE - SWEDEN	VU Anthony	Men's Kata	24 JAN 2006
TUR - TURKIYE	KOC Tarik	Men's Kata	11 NOV 2008
USA - UNITED STATES OF AMERICA	TORRES GUTIERREZ Ariel	Men's Kata	06 NOV 1997



Brackets

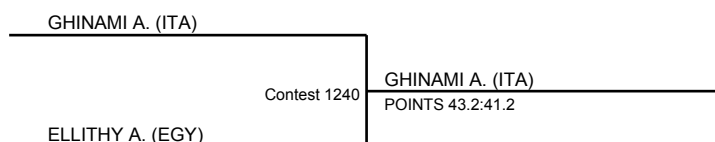
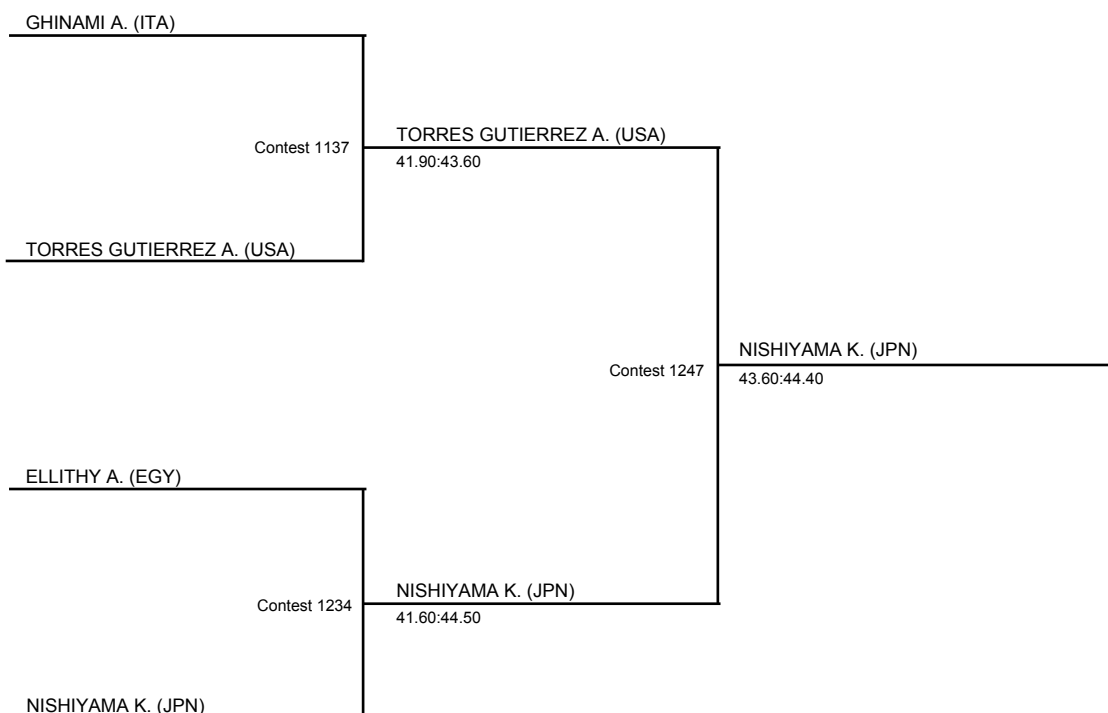
As of SAT 9 AUG 2025

Semifinals

Finals

MEDALLISTS

Gold	NISHIYAMA K. (JPN)
Silver	TORRES GUTIERREZ A. (USA)
Bronze	GHINAMI A. (ITA)



**Medallists**

Medal	Name	NOC
GOLD	NISHIYAMA Kakeru	JPN - JAPAN
SILVER	TORRES GUTIERREZ Ariel	USA - UNITED STATES OF AMERICA
BRONZE	GHINAMI Alessio	ITA - ITALY



Results

As of FRI 8 AUG 2025

Bout number #1240

Winner	Name	NOC Code	Kata	Judges Marks							Score
				Judge 1	Judge 2	Judge 3	Judge 4	Judge 5	Judge 6	Judge 7	
X	GHINAMI Alessio	ITA	015 Gankaku	8.6	8.3	9.3	8.5	8.6	8.7	8.8	43.2
	ELLITHY Adam	EGY	041 Kanku Sho	8.1	8.0	8.7	8.3	8.3	8.5	8.0	41.2



Results

As of FRI 8 AUG 2025

Bout number #1247

Winner	Name	NOC Code	Kata	Judges Marks							Score
				Judge 1	Judge 2	Judge 3	Judge 4	Judge 5	Judge 6	Judge 7	
	TORRES GUTIERREZ Ariel	USA	002 Anan Dai	8.4	8.7	8.6	8.7	8.9	8.7	9.0	43.6
X	NISHIYAMA Kakeru	JPN	009 Chibana No Kushanku	8.8	9.1	8.3	8.8	9.3	8.4	9.3	44.4



Results

As of FRI 8 AUG 2025

Bout number #1137

Winner	Name	NOC Code	Kata	Judges Marks							Score
				Judge 1	Judge 2	Judge 3	Judge 4	Judge 5	Judge 6	Judge 7	
	GHINAMI Alessio	ITA	099 Unsu	7.9	8.6	8.3	7.8	9.0	8.7	8.4	41.9
X	TORRES GUTIERREZ Ariel	USA	064 Ohan Dai	8.6	8.9	8.8	8.5	8.6	9.0	8.7	43.6



Results

As of FRI 8 AUG 2025

Bout number #1234

Winner	Name	NOC Code	Kata	Judges Marks							Score
				Judge 1	Judge 2	Judge 3	Judge 4	Judge 5	Judge 6	Judge 7	
	ELLITHY Adam	EGY	015 Gankaku	8.6	7.9	8.6	8.2	8.3	8.4	8.1	41.6
X	NISHIYAMA Kakeru	JPN	086 Seisan	8.9	8.7	9.2	8.8	8.8	8.9	9.1	44.5



Results

As of SAT 9 AUG 2025

Elimination Round - Pool B

Rank	NOC Code	Name	JPN	ITA	SWE	SVK	Bouts	W	L	Points	Total	
1	JPN	NISHIYAMA Kakeru	-	44.0:41.6	43.0:40.6	42.7:39.7	3	3	0	9	129.7:121.9	Q
2	ITA	GHINAMI Alessio	41.6:44.0	-	41.7:40.1	41.7:39.6	3	2	1	6	125:123.7	Q
3	SWE	VU Anthony	40.6:43.0	40.1:41.7	-	40.5:39.3	3	1	2	3	121.2:124	
4	SVK	HRCKA Roman	39.7:42.7	39.6:41.7	39.3:40.5	-	3	0	3	0	118.6:124.9	

Legend:

W Bouts won

L: Bouts lost

Q: Qualified



Results

As of FRI 8 AUG 2025

Bout number #1103

Winner	Name	NOC Code	Kata	Judges Marks							Score
				Judge 1	Judge 2	Judge 3	Judge 4	Judge 5	Judge 6	Judge 7	
	VU Anthony	SWE	009 Chibana No Kushanku	7.6	7.8	8.0	8.0	8.5	8.3	8.0	40.1
X	GHINAMI Alessio	ITA	020 Gojushiho Dai	8.1	8.2	8.3	8.5	8.8	8.4	8.3	41.7



Results

As of FRI 8 AUG 2025

Bout number #1104

Winner	Name	NOC Code	Kata	Judges Marks							Score
				Judge 1	Judge 2	Judge 3	Judge 4	Judge 5	Judge 6	Judge 7	
	HRCKA Roman	SVK	061 Nipaipo	7.6	8.2	7.9	7.9	7.6	8.1	8.3	39.7
X	NISHIYAMA Kakeru	JPN	090 Shisochin	8.3	8.4	8.4	8.8	8.6	8.5	8.9	42.7



Results

As of FRI 8 AUG 2025

Bout number #1107

Winner	Name	NOC Code	Kata	Judges Marks							Score
				Judge 1	Judge 2	Judge 3	Judge 4	Judge 5	Judge 6	Judge 7	
X	GHINAMI Alessio	ITA	041 Kanku Sho	8.4	8.3	8.3	7.7	8.5	8.4	8.3	41.7
	HRCKA Roman	SVK	068 Papuren	8.0	7.0	8.1	8.0	8.0	8.2	7.5	39.6



Results

As of FRI 8 AUG 2025

Bout number #1108

Winner	Name	NOC Code	Kata	Judges Marks							Score
				Judge 1	Judge 2	Judge 3	Judge 4	Judge 5	Judge 6	Judge 7	
	VU Anthony	SWE	001 Anan	8.3	8.2	8.1	8.0	8.2	8.0	8.1	40.6
X	NISHIYAMA Kakeru	JPN	068 Papuren	8.9	8.5	8.7	8.6	8.6	8.6	8.5	43.0



Results

As of FRI 8 AUG 2025

Bout number #1111

Winner	Name	NOC Code	Kata	Judges Marks							Score
				Judge 1	Judge 2	Judge 3	Judge 4	Judge 5	Judge 6	Judge 7	
X	VU Anthony	SWE	064 Ohan Dai	8.0	8.1	8.4	8.0	8.2	8.2	7.8	40.5
	HRCKA Roman	SVK	008 Chatanyara Kushanku	7.0	8.2	7.9	8.2	7.7	8.0	7.5	39.3



Results

As of FRI 8 AUG 2025

Bout number #1112

Winner	Name	NOC Code	Kata	Judges Marks							Score
				Judge 1	Judge 2	Judge 3	Judge 4	Judge 5	Judge 6	Judge 7	
	GHINAMI Alessio	ITA	021 Gojushiho Sho	7.9	8.0	8.4	8.3	8.6	8.5	8.4	41.6
X	NISHIYAMA Kakeru	JPN	092 Suparinpei	8.6	8.6	8.9	8.8	8.9	8.9	8.8	44.0



Results

As of SAT 9 AUG 2025

Elimination Round - Pool A

Rank	NOC Code	Name	USA	EGY	TUR	CHN	Bouts	W	L	Points	Total	
1	USA	TORRES GUTIERREZ Ariel	-	42.1:39.3	41.6:37.8	42.3:38.0	3	3	0	9	126:115.1	Q
2	EGY	ELLITHY Adam	39.3:42.1	-	40.1:39.4	39.5:36.8	3	2	1	6	118.9:118.3	Q
3	TUR	KOC Tarik	37.8:41.6	39.4:40.1	-	39.3:38.4	3	1	2	3	116.5:120.1	
4	CHN	YANG Kangwei	38.0:42.3	36.8:39.5	38.4:39.3	-	3	0	3	0	113.2:121.1	

Legend:

W Bouts won

L: Bouts lost

Q: Qualified



Results

As of FRI 8 AUG 2025

Bout number #1101

Winner	Name	NOC Code	Kata	Judges Marks							Score
				Judge 1	Judge 2	Judge 3	Judge 4	Judge 5	Judge 6	Judge 7	
X	ELLITHY Adam	EGY	021 Gojushiho Sho	8.1	7.9	7.8	7.8	7.5	7.9	8.4	39.5
	YANG Kangwei	CHN	068 Papuren	7.6	6.1	7.4	7.5	7.0	7.3	8.1	36.8



Results

As of FRI 8 AUG 2025

Bout number #1102

Winner	Name	NOC Code	Kata	Judges Marks							Score
				Judge 1	Judge 2	Judge 3	Judge 4	Judge 5	Judge 6	Judge 7	
	KOC Tarik	TUR	063 Ohan	7.5	7.8	7.2	7.8	7.0	7.7	7.6	37.8
X	TORRES GUTIERREZ Ariel	USA	047 Kururunfa	8.5	8.5	8.2	8.4	8.0	8.0	8.8	41.6



Results

As of FRI 8 AUG 2025

Bout number #1105

Winner	Name	NOC Code	Kata	Judges Marks							Score
				Judge 1	Judge 2	Judge 3	Judge 4	Judge 5	Judge 6	Judge 7	
	YANG Kangwei	CHN	063 Ohan	8.1	7.8	7.4	7.9	7.4	7.9	7.0	38.4
X	KOC Tarik	TUR	064 Ohan Dai	8.2	8.1	7.7	7.7	7.6	8.3	7.3	39.3



Results

As of FRI 8 AUG 2025

Bout number #1106

Winner	Name	NOC Code	Kata	Judges Marks							Score
				Judge 1	Judge 2	Judge 3	Judge 4	Judge 5	Judge 6	Judge 7	
	ELLITHY Adam	EGY	020 Gojushiho Dai	8.0	7.9	7.8	7.7	7.3	7.9	8.1	39.3
X	TORRES GUTIERREZ Ariel	USA	001 Anan	8.9	8.5	8.6	8.3	8.0	8.2	8.5	42.1



Results

As of FRI 8 AUG 2025

Bout number #1109

Winner	Name	NOC Code	Kata	Judges Marks							Score
				Judge 1	Judge 2	Judge 3	Judge 4	Judge 5	Judge 6	Judge 7	
X	ELLITHY Adam	EGY	099 Unsu	8.1	7.9	8.5	7.5	7.8	8.0	8.3	40.1
	KOC Tarik	TUR	002 Anan Dai	7.9	8.1	7.6	7.8	8.1	7.3	8.0	39.4



Results

As of FRI 8 AUG 2025

Bout number #1110

Winner	Name	NOC Code	Kata	Judges Marks							Score
				Judge 1	Judge 2	Judge 3	Judge 4	Judge 5	Judge 6	Judge 7	
	YANG Kangwei	CHN	009 Chibana No Kushanku	7.0	7.5	7.5	7.5	7.8	7.7	8.2	38.0
X	TORRES GUTIERREZ Ariel	USA	090 Shisochin	8.0	8.6	8.5	8.4	8.4	8.6	8.4	42.3



TWG
2025
CHENGDU



KARATE

Women's Kumite -50kg



Entry List by Event

As of THU 7 AUG 2025

NOC	Name	Event	Date of Birth
ALG - ALGERIA	OUIKENE Cylia	Women's Kumite -50kg	07 SEP 2003
CAN - CANADA	LAHYANSSA Yamina	Women's Kumite -50kg	15 FEB 2002
CHN - PEOPLE'S REPUBLIC OF CHINA	WANG Junhui	Women's Kumite -50kg	27 OCT 2001
CRO - CROATIA	SGARDELLI Ema	Women's Kumite -50kg	27 MAR 2004
IRI - ISLAMIC REPUBLIC OF IRAN	BAHMANYAR Sara	Women's Kumite -50kg	21 MAR 1999
ITA - ITALY	PERFETTO Erminia	Women's Kumite -50kg	09 JUN 1995
KAZ - KAZAKHSTAN	ZHANGBYRBAY Moldir	Women's Kumite -50kg	18 MAI 1997
VEN - VENEZUELA	SALAZAR Yorgelis	Women's Kumite -50kg	10 NOV 1997



Brackets

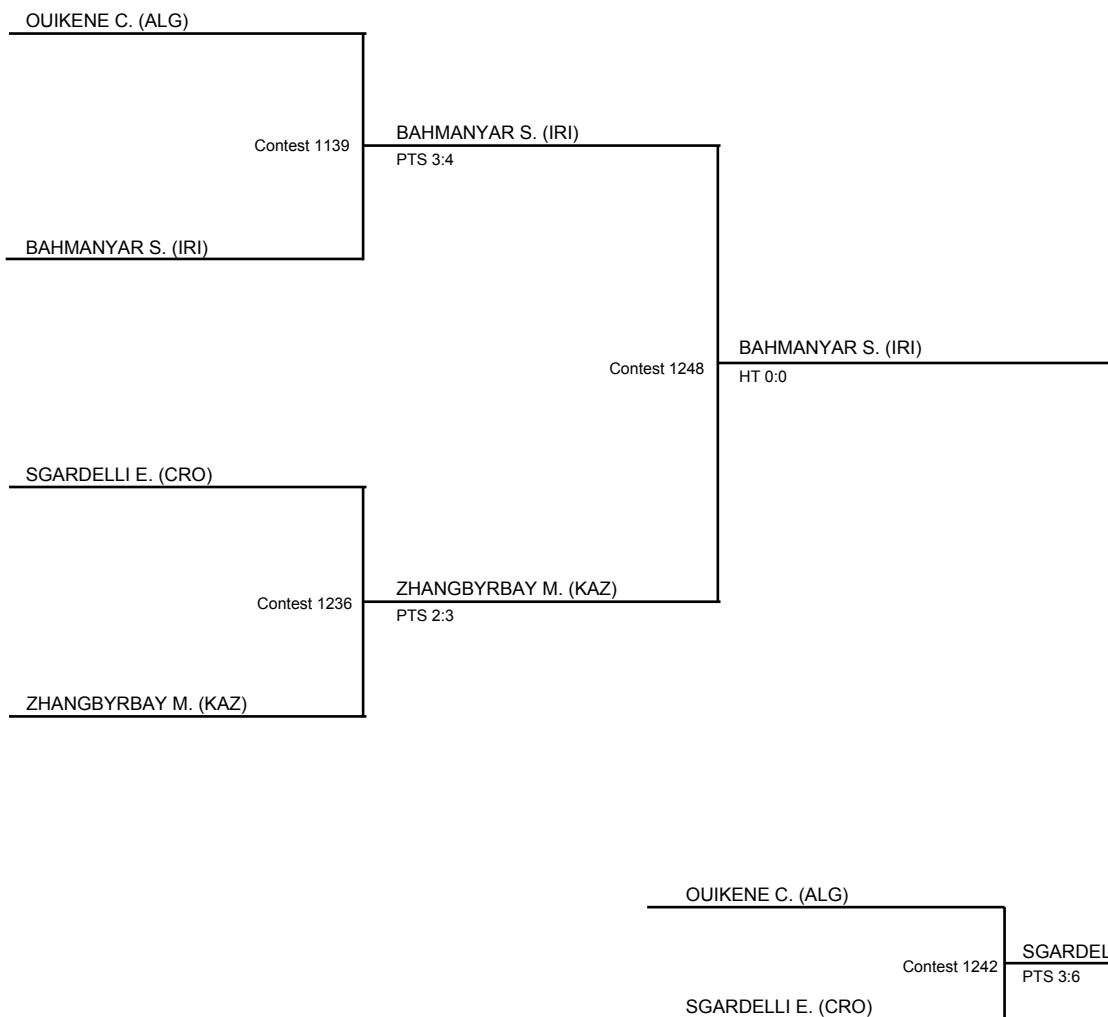
As of SAT 9 AUG 2025

Semifinals

Finals

MEDALLISTS

Gold	BAHMANYAR S. (IRI)
Silver	ZHANGBYRBAY M. (KAZ)
Bronze	SGARDELLI E. (CRO)



**Medallists**

Medal	Name	NOC
GOLD	BAHMANYAR Sara	IRI - ISLAMIC REPUBLIC OF IRAN
SILVER	ZHANGBYRBAY Moldir	KAZ - KAZAKHSTAN
BRONZE	SGARDELLI Ema	CRO - CROATIA



Results

As of FRI 8 AUG 2025

Bout number #1242

OUIKENE Cylia (ALG) 3 - 6 SGARDELLI Ema (CRO)

Win by Points

Winner	Name	NOC Code	YU	WA	IP	Warnings					Score
						C1	C2	C3	HC	H	
	OUIKENE Cylia	ALG			1				X		3
X	SGARDELLI Ema	CRO		3		X					6

Legend:

C1: 1st Chukoku

C2: 2nd Chukoku

C3: 3rd Chukoku

HC: Hansoku Chui

H: Hansoku

YU: Yuko

WA: Waza-ari

IP: Ippon



Results

As of FRI 8 AUG 2025

Bout number #1248

BAHMANYAR Sara (IRI) 0 - 0 ZHANGBYRBAY Moldir (KAZ)

Win by Hantei

Winner	Name	NOC Code	YU	WA	IP	Warnings					Score
						C1	C2	C3	HC	H	
X	BAHMANYAR Sara	IRI					X				0
	ZHANGBYRBAY Moldir	KAZ					X				0

Legend:

C1: 1st Chukoku

C2: 2nd Chukoku

C3: 3rd Chukoku

HC: Hansoku Chui

H: Hansoku

YU: Yuko

WA: Waza-ari

IP: Ippon



Results

As of FRI 8 AUG 2025

Bout number #1139

OUIKENE Cylia (ALG) 3 - 4 BAHMANYAR Sara (IRI)

Win by Points

Winner	Name	NOC Code	YU	WA	IP	Warnings					Score
						C1	C2	C3	HC	H	
	OUIKENE Cylia	ALG	3						X		3
X	BAHMANYAR Sara	IRI	1		1				X		4

Legend:

C1: 1st Chukoku

C2: 2nd Chukoku

C3: 3rd Chukoku

HC: Hansoku Chui

H: Hansoku

YU: Yuko

WA: Waza-ari

IP: Ippon



Results

As of FRI 8 AUG 2025

Bout number #1236

SGARDELLI Ema (CRO) 2 - 3 ZHANGBYRBAY Moldir (KAZ)

Win by Points

Winner	Name	NOC Code	YU	WA	IP	Warnings					Score
						C1	C2	C3	HC	H	
	SGARDELLI Ema	CRO	2				X				2
X	ZHANGBYRBAY Moldir	KAZ	3						X		3

Legend:

C1: 1st Chukoku

C2: 2nd Chukoku

C3: 3rd Chukoku

HC: Hansoku Chui

H: Hansoku

YU: Yuko

WA: Waza-ari

IP: Ippon



Results

As of SAT 9 AUG 2025

Elimination Round - Pool B

Rank	NOC Code	Name	KAZ	ALG	CHN	VEN	Bouts	W	T	L	Points	Score				
												Total	Yuko	Waza-ari	Ippon	
1	KAZ	ZHANGBYRBAY Moldir	-	4:0	0:1	3:0	3	2	0	1	6	7:1	0:0	0:0	0:0	Q
2	ALG	OUIKENE Cylia	0:4	-	2:0	3:1	3	2	0	1	6	5:5	0:0	0:0	0:0	Q
3	CHN	WANG Junhui	1:0	0:2	-	5:4	3	2	0	1	6	6:6	0:0	0:0	0:0	
4	VEN	SALAZAR Yorgelis	0:3	1:3	4:5	-	3	0	0	3	0	5:11	0:0	0:0	0:0	

Legend:

W Bouts won L: Bouts lost T: Bouts tied Q: Qualified



Results

As of FRI 8 AUG 2025

Bout number #1115

SALAZAR Yorgelis (VEN) 4 - 5 WANG Junhui (CHN)

Win by Points

Winner	Name	NOC Code	YU	WA	IP	Warnings					Score
						C1	C2	C3	HC	H	
	SALAZAR Yorgelis	VEN	1		1				X		4
X	WANG Junhui	CHN	2		1						5

Legend:

C1: 1st Chukoku

C2: 2nd Chukoku

C3: 3rd Chukoku

HC: Hansoku Chui

H: Hansoku

YU: Yuko

WA: Waza-ari

IP: Ippon



Results

As of FRI 8 AUG 2025

Bout number #1116

OUIKENE Cylia (ALG) 0 - 4 ZHANGBYRBAY Moldir (KAZ)

Win by Points

Winner	Name	NOC Code	YU	WA	IP	Warnings					Score
						C1	C2	C3	HC	H	
	OUIKENE Cylia	ALG				X					0
X	ZHANGBYRBAY Moldir	KAZ	1		1			X			4

Legend:

C1: 1st Chukoku

C2: 2nd Chukoku

C3: 3rd Chukoku

HC: Hansoku Chui

H: Hansoku

YU: Yuko

WA: Waza-ari

IP: Ippon



Results

As of FRI 8 AUG 2025

Bout number #1119

WANG Junhui (CHN) 0 - 2 OUIKENE Cylia (ALG)

Win by Points

Winner	Name	NOC Code	YU	WA	IP	Warnings					Score
						C1	C2	C3	HC	H	
	WANG Junhui	CHN									0
X	OUIKENE Cylia	ALG	2				X				2

Legend:

C1: 1st Chukoku

C2: 2nd Chukoku

C3: 3rd Chukoku

HC: Hansoku Chui

H: Hansoku

YU: Yuko

WA: Waza-ari

IP: Ippon



Results

As of FRI 8 AUG 2025

Bout number #1120

SALAZAR Yorgelis (VEN) 0 - 3 ZHANGBYRBAY Moldir (KAZ)

Win by Points

Winner	Name	NOC Code	YU	WA	IP	Warnings					Score
						C1	C2	C3	HC	H	
	SALAZAR Yorgelis	VEN					X				0
X	ZHANGBYRBAY Moldir	KAZ	3				X				3

Legend:

C1: 1st Chukoku

C2: 2nd Chukoku

C3: 3rd Chukoku

HC: Hansoku Chui

H: Hansoku

YU: Yuko

WA: Waza-ari

IP: Ippon



Results

As of FRI 8 AUG 2025

Bout number #1123

SALAZAR Yorgelis (VEN)

-

OUIKENE Cylia (ALG)

Winner	Name	NOC Code	YU	WA	IP	Warnings					Score
						C1	C2	C3	HC	H	
	SALAZAR Yorgelis	VEN									
	OUIKENE Cylia	ALG									

Legend:

C1: 1st Chukoku

C2: 2nd Chukoku

C3: 3rd Chukoku

HC: Hansoku Chui

H: Hansoku

YU: Yuko

WA: Waza-ari

IP: Ippon



Results

As of FRI 8 AUG 2025

Bout number #1124

WANG Junhui (CHN) 1 - 0 ZHANGBYRBAY Moldir (KAZ)

Win by Points

Winner	Name	NOC Code	YU	WA	IP	Warnings					Score
						C1	C2	C3	HC	H	
X	WANG Junhui	CHN	1					X			1
	ZHANGBYRBAY Moldir	KAZ					X				0

Legend:

C1: 1st Chukoku

C2: 2nd Chukoku

C3: 3rd Chukoku

HC: Hansoku Chui

H: Hansoku

YU: Yuko

WA: Waza-ari

IP: Ippon



Results

As of SAT 9 AUG 2025

Elimination Round - Pool A

Rank	NOC Code	Name	IRI	CRO	ITA	CAN	Bouts	W	T	L	Points	Score				
												Total	Yuko	Waza-ari	Ippon	
1	IRI	BAHMANYAR Sara	-	4:0	11:3	5:4	3	3	0	0	9	20:7	0:0	0:0	0:0	Q
2	CRO	SGARDELLI Ema	0:4	-	6:2	4:2	3	2	0	1	6	10:8	0:0	0:0	0:0	Q
3	ITA	PERFETTO Erminia	3:11	2:6	-	10:5	3	1	0	2	3	15:22	0:0	0:0	0:0	
4	CAN	LAHYANSSA Yamina	4:5	2:4	5:10	-	3	0	0	3	0	11:19	0:0	0:0	0:0	

Legend:

W Bouts won L: Bouts lost T: Bouts tied Q: Qualified



Results

As of FRI 8 AUG 2025

Bout number #1113

SGARDELLI Ema (CRO) 2 - 2 BAHMANYAR Sara (IRI)

Winner	Name	NOC Code	YU	WA	IP	Warnings					Score
						C1	C2	C3	HC	H	
	SGARDELLI Ema	CRO	2							X	2
X	BAHMANYAR Sara	IRI	2				X				2

Legend:

C1: 1st Chukoku

C2: 2nd Chukoku

C3: 3rd Chukoku

HC: Hansoku Chui

H: Hansoku

YU: Yuko

WA: Waza-ari

IP: Ippon



Results

As of FRI 8 AUG 2025

Bout number #1114

LAHYANSSA Yamina (CAN) 5 - 10 PERFETTO Erminia (ITA)

Win by Points

Winner	Name	NOC Code	YU	WA	IP	Warnings					Score
						C1	C2	C3	HC	H	
	LAHYANSSA Yamina	CAN	2		1	X					5
X	PERFETTO Erminia	ITA	1		3	X					10

Legend:

C1: 1st Chukoku

C2: 2nd Chukoku

C3: 3rd Chukoku

HC: Hansoku Chui

H: Hansoku

YU: Yuko

WA: Waza-ari

IP: Ippon



Results

As of FRI 8 AUG 2025

Bout number #1117

BAHMANYAR Sara (IRI) 5 - 4 LAHYANSSA Yamina (CAN)

Win by Points

Winner	Name	NOC Code	YU	WA	IP	Warnings					Score
						C1	C2	C3	HC	H	
X	BAHMANYAR Sara	IRI	5					X			5
	LAHYANSSA Yamina	CAN	4					X			4

Legend:

C1: 1st Chukoku

C2: 2nd Chukoku

C3: 3rd Chukoku

HC: Hansoku Chui

H: Hansoku

YU: Yuko

WA: Waza-ari

IP: Ippon



Results

As of FRI 8 AUG 2025

Bout number #1118

SGARDELLI Ema (CRO) 6 - 2 PERFETTO Erminia (ITA)

Win by Points

Winner	Name	NOC Code	YU	WA	IP	Warnings					Score
						C1	C2	C3	HC	H	
X	SGARDELLI Ema	CRO	1	1	1			X			6
	PERFETTO Erminia	ITA		1			X				2

Legend:

C1: 1st Chukoku

C2: 2nd Chukoku

C3: 3rd Chukoku

HC: Hansoku Chui

H: Hansoku

YU: Yuko

WA: Waza-ari

IP: Ippon



Results

As of FRI 8 AUG 2025

Bout number #1121

SGARDELLI Ema (CRO) 4 - 2 LAHYANSSA Yamina (CAN)

Win by Points

Winner	Name	NOC Code	YU	WA	IP	Warnings					Score
						C1	C2	C3	HC	H	
X	SGARDELLI Ema	CRO	2	1					X		4
	LAHYANSSA Yamina	CAN	2			X					2

Legend:

C1: 1st Chukoku

C2: 2nd Chukoku

C3: 3rd Chukoku

HC: Hansoku Chui

H: Hansoku

YU: Yuko

WA: Waza-ari

IP: Ippon



Results

As of FRI 8 AUG 2025

Bout number #1122

BAHMANYAR Sara (IRI) 11 - 3 PERFETTO Erminia (ITA)

Win by Points

Winner	Name	NOC Code	YU	WA	IP	Warnings					Score
						C1	C2	C3	HC	H	
X	BAHMANYAR Sara	IRI	8		1			X			11
	PERFETTO Erminia	ITA	1	1			X				3

Legend:

C1: 1st Chukoku

C2: 2nd Chukoku

C3: 3rd Chukoku

HC: Hansoku Chui

H: Hansoku

YU: Yuko

WA: Waza-ari

IP: Ippon



TWG
2025
CHENGDU



KARATE

Women's Kumite -55kg



Entry List by Event

As of THU 7 AUG 2025

NOC	Name	Event	Date of Birth
CAN - CANADA	FURUMOTO-DESHAIES Hana	Women's Kumite -55kg	21 MAY 1996
CHI - CHILE	TORO MENESES Valentina Ivanina	Women's Kumite -55kg	17 FEB 2000
CHN - PEOPLE'S REPUBLIC OF CHINA	WEI Yuchun	Women's Kumite -55kg	07 JUL 2001
GER - GERMANY	BITSCH Mia	Women's Kumite -55kg	12 JAN 2004
JPN - JAPAN	KODO Rina	Women's Kumite -55kg	03 OCT 2002
TUR - TURKIYE	YAKAN Tuba	Women's Kumite -55kg	08 JAN 1991
UKR - UKRAINE	TERLIUGA Anzhelika	Women's Kumite -55kg	27 MAR 1992



Brackets

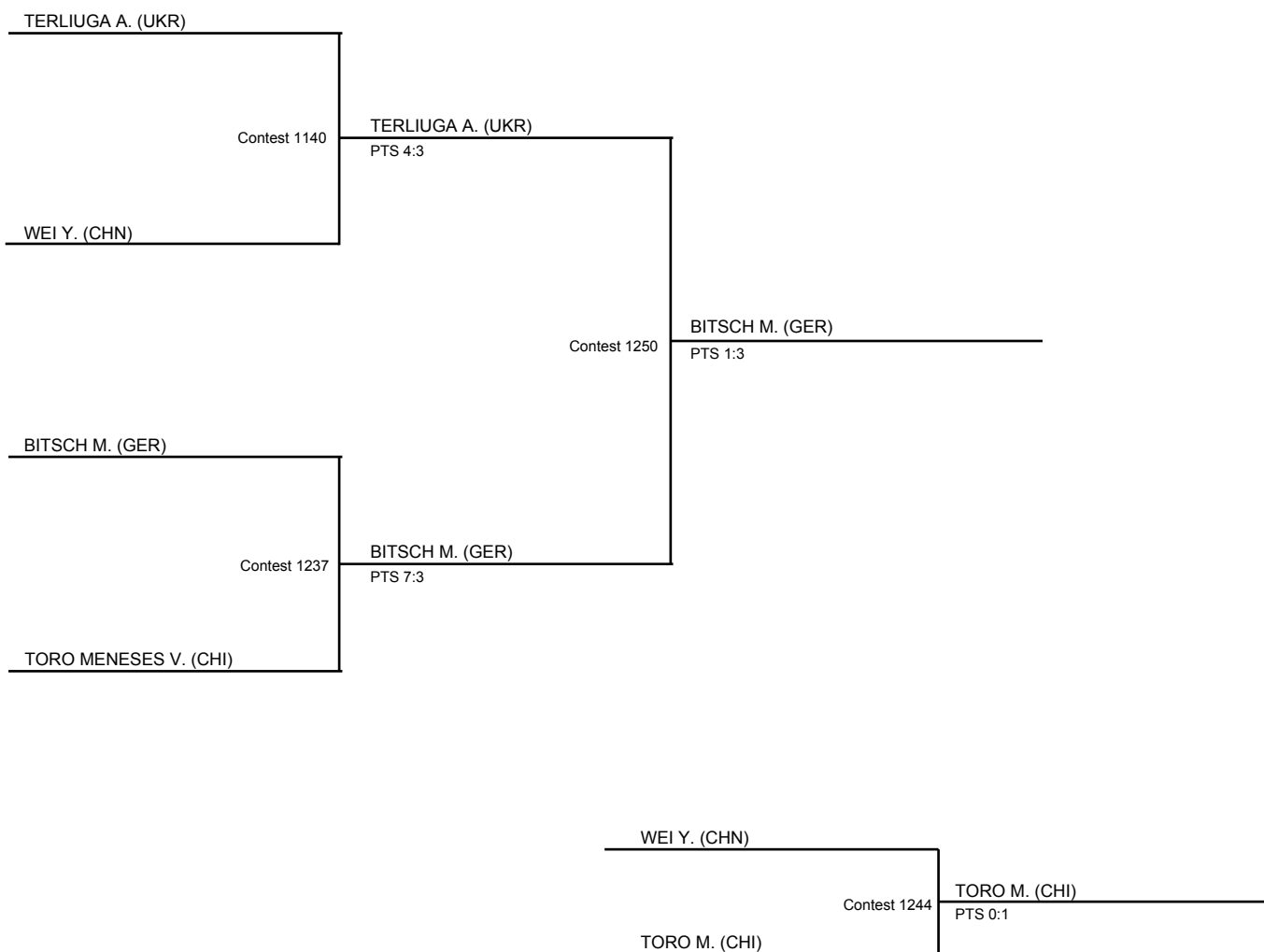
As of SAT 9 AUG 2025

Semifinals

Finals

MEDALLISTS

Gold	BITSCH M. (GER)
Silver	TERLIUGA A. (UKR)
Bronze	TORO MENESES V. (CHI)





Medallists

Medal	Name	NOC
GOLD	BITSCH Mia	GER - GERMANY
SILVER	TERLIUGA Anzhelika	UKR - UKRAINE
BRONZE	TORO MENESES Valentina Ivanina	CHI - CHILE



Results

As of FRI 8 AUG 2025

Bout number #1244

WEI Yuchun (CHN) 0 - 1 TORO MENESES Valentina Ivanina (CHI)

Win by Points

Winner	Name	NOC Code	YU	WA	IP	Warnings					Score
						C1	C2	C3	HC	H	
	WEI Yuchun	CHN				X					0
X	TORO MENESES Valentina Ivanina	CHI	1						X		1

Legend:

C1: 1st Chukoku

C2: 2nd Chukoku

C3: 3rd Chukoku

HC: Hansoku Chui

H: Hansoku

YU: Yuko

WA: Waza-ari

IP: Ippon



Results

As of FRI 8 AUG 2025

Bout number #1250

TERLIUGA Anzhelika (UKR) 1 - 3 BITSCH Mia (GER)

Win by Points

Winner	Name	NOC Code	YU	WA	IP	Warnings					Score
						C1	C2	C3	HC	H	
	TERLIUGA Anzhelika	UKR	1					X			1
X	BITSCH Mia	GER			1				X		3

Legend:

C1: 1st Chukoku

C2: 2nd Chukoku

C3: 3rd Chukoku

HC: Hansoku Chui

H: Hansoku

YU: Yuko

WA: Waza-ari

IP: Ippon



Results

As of FRI 8 AUG 2025

Bout number #1140

TERLIUGA Anzhelika (UKR) 4 - 3 WEI Yuchun (CHN)

Win by Points

Winner	Name	NOC Code	YU	WA	IP	Warnings					Score
						C1	C2	C3	HC	H	
X	TERLIUGA Anzhelika	UKR	1		1				X		4
	WEI Yuchun	CHN			1				X		3

Legend:

C1: 1st Chukoku

C2: 2nd Chukoku

C3: 3rd Chukoku

HC: Hansoku Chui

H: Hansoku

YU: Yuko

WA: Waza-ari

IP: Ippon



Results

As of SUN 10 AUG 2025

Bout number #1237

BITSCH Mia (GER) 7 - 3 **TORO MENESES Valentina Ivanina (CHI)**

Win by Points

Winner	Name	NOC Code	YU	WA	IP	Warnings					Score
						C1	C2	C3	HC	H	
X	BITSCH Mia	GER	1		2		X				7
	TORO MENESES Valentina Ivanina	CHI	1	1				X			3

Legend:

C1: 1st Chukoku

C2: 2nd Chukoku

C3: 3rd Chukoku

HC: Hansoku Chui

H: Hansoku

YU: Yuko

WA: Waza-ari

IP: Ippon



Results

As of SAT 9 AUG 2025

Elimination Round - Pool B

Rank	NOC Code	Name	CHI	UKR	TUR		Bouts	W	T	L	Points	Score				
												Total	Yuko	Waza-ari	Ippon	
1	CHI	TORO MENESES Valentina	-	5:0	2:4		2	1	0	1	3	7:4	0:0	0:0	0:0	Q
2	UKR	TERLIUGA Anzhelika	0:5	-	4:0		2	1	0	1	3	4:5	0:0	0:0	0:0	Q
3	TUR	YAKAN Tuba	4:2	0:4	-		2	1	0	1	3	4:6	0:0	0:0	0:0	

Legend:

W Bouts won

L: Bouts lost

T: Bouts tied

Q: Qualified



Results

As of FRI 8 AUG 2025

Bout number #1215

TORO MENESES Valentina Ivanina (CHI) 2 - 4 YAKAN Tuba (TUR)

Win by Points

Winner	Name	NOC Code	YU	WA	IP	Warnings					Score
						C1	C2	C3	HC	H	
	TORO MENESES Valentina Ivanina	CHI	2						X		2
X	YAKAN Tuba	TUR	1		1				X		4

Legend:

C1: 1st Chukoku

C2: 2nd Chukoku

C3: 3rd Chukoku

HC: Hansoku Chui

H: Hansoku

YU: Yuko

WA: Waza-ari

IP: Ippon



Results

As of FRI 8 AUG 2025

Bout number #1218

YAKAN Tuba (TUR) 0 - 4 TERLIUGA Anzhelika (UKR)

Opponent disqualified by Kiken

Winner	Name	NOC Code	YU	WA	IP	Warnings					Score
						C1	C2	C3	HC	H	
	YAKAN Tuba	TUR						X			0
X	TERLIUGA Anzhelika	UKR	1		1						4

Legend:

C1: 1st Chukoku

C2: 2nd Chukoku

C3: 3rd Chukoku

HC: Hansoku Chui

H: Hansoku

YU: Yuko

WA: Waza-ari

IP: Ippon



Results

As of FRI 8 AUG 2025

Bout number #1221

TORO MENESES Valentina Ivanina (CHI) 5 - 0 TERLIUGA Anzhelika (UKR)

Win by Points

Winner	Name	NOC Code	YU	WA	IP	Warnings					Score
						C1	C2	C3	HC	H	
X	TORO MENESES Valentina Ivanina	CHI	2		1		X				5
	TERLIUGA Anzhelika	UKR									0

Legend:

C1: 1st Chukoku

C2: 2nd Chukoku

C3: 3rd Chukoku

HC: Hansoku Chui

H: Hansoku

YU: Yuko

WA: Waza-ari

IP: Ippon



Results

As of SAT 9 AUG 2025

Elimination Round - Pool A

Rank	NOC Code	Name	CHN	GER	JPN	CAN	Bouts	W	T	L	Points	Score				
												Total	Yuko	Waza-ari	Ippon	
1	CHN	WEI Yuchun	-	9:4	8:0	2:1	3	3	0	0	9	19:5	0:0	0:0	0:0	Q
2	GER	BITSCH Mia	4:9	-	12:5	5:2	3	2	0	1	6	21:16	0:0	0:0	0:0	Q
3	JPN	KODO Rina	0:8	5:12	-	5:2	3	1	0	2	3	10:22	0:0	0:0	0:0	
4	CAN	FURUMOTO-DESHAIES Hana	1:2	2:5	2:5	-	3	0	0	3	0	5:12	0:0	0:0	0:0	

Legend:

W Bouts won

L: Bouts lost

T: Bouts tied

Q: Qualified



Results

As of FRI 8 AUG 2025

Bout number #1213

FURUMOTO-DESHAIES Hana (CAN) 2 - 5 KODO Rina (JPN)

Win by Points

Winner	Name	NOC Code	YU	WA	IP	Warnings					Score
						C1	C2	C3	HC	H	
	FURUMOTO-DESHAIES Hana	CAN		1		X					2
X	KODO Rina	JPN	5						X		5

Legend:

C1: 1st Chukoku

C2: 2nd Chukoku

C3: 3rd Chukoku

HC: Hansoku Chui

H: Hansoku

YU: Yuko

WA: Waza-ari

IP: Ippon



Results

As of FRI 8 AUG 2025

Bout number #1214

WEI Yuchun (CHN) 9 - 4 BITSCH Mia (GER)

Win by Points

Winner	Name	NOC Code	YU	WA	IP	Warnings					Score
						C1	C2	C3	HC	H	
X	WEI Yuchun	CHN			3				X		9
	BITSCH Mia	GER	1		1	X					4

Legend:

C1: 1st Chukoku

C2: 2nd Chukoku

C3: 3rd Chukoku

HC: Hansoku Chui

H: Hansoku

YU: Yuko

WA: Waza-ari

IP: Ippon



Results

As of FRI 8 AUG 2025

Bout number #1216

KODO Rina (JPN) 0 - 8 WEI Yuchun (CHN)

Win by Points

Winner	Name	NOC Code	YU	WA	IP	Warnings					Score
						C1	C2	C3	HC	H	
	KODO Rina	JPN				X					0
X	WEI Yuchun	CHN	3	1	1	X					8

Legend:

C1: 1st Chukoku

C2: 2nd Chukoku

C3: 3rd Chukoku

HC: Hansoku Chui

H: Hansoku

YU: Yuko

WA: Waza-ari

IP: Ippon



Results

As of FRI 8 AUG 2025

Bout number #1217

FURUMOTO-DESHAIES Hana (CAN) 2 - 5 BITSCH Mia (GER)

Win by Points

Winner	Name	NOC Code	YU	WA	IP	Warnings					Score
						C1	C2	C3	HC	H	
	FURUMOTO-DESHAIES Hana	CAN		1		X					2
X	BITSCH Mia	GER	2		1				X		5

Legend:

C1: 1st Chukoku

C2: 2nd Chukoku

C3: 3rd Chukoku

HC: Hansoku Chui

H: Hansoku

YU: Yuko

WA: Waza-ari

IP: Ippon



Results

As of FRI 8 AUG 2025

Bout number #1219

FURUMOTO-DESHAIES Hana (CAN) 1 - 2 WEI Yuchun (CHN)

Win by Points

Winner	Name	NOC Code	YU	WA	IP	Warnings					Score
						C1	C2	C3	HC	H	
	FURUMOTO-DESHAIES Hana	CAN	1			X					1
X	WEI Yuchun	CHN		1					X		2

Legend:

C1: 1st Chukoku

C2: 2nd Chukoku

C3: 3rd Chukoku

HC: Hansoku Chui

H: Hansoku

YU: Yuko

WA: Waza-ari

IP: Ippon



Results

As of FRI 8 AUG 2025

Bout number #1220

KODO Rina (JPN) 5 - 12 BITSCH Mia (GER)

Win by Points

Winner	Name	NOC Code	YU	WA	IP	Warnings					Score
						C1	C2	C3	HC	H	
	KODO Rina	JPN	5			X					5
X	BITSCH Mia	GER	7	1	1				X		12

Legend:

C1: 1st Chukoku

C2: 2nd Chukoku

C3: 3rd Chukoku

HC: Hansoku Chui

H: Hansoku

YU: Yuko

WA: Waza-ari

IP: Ippon



TWG
2025
CHENGDU



KARATE

Women's Kumite -61kg



Entry List by Event

As of THU 7 AUG 2025

NOC	Name	Event	Date of Birth
CHN - PEOPLE'S REPUBLIC OF CHINA	GONG Li	Women's Kumite -61kg	16 AUG 1999
EGY - EGYPT	ALY Noursin	Women's Kumite -61kg	12 JAN 2002
FRA - FRANCE	SIVERT Laura	Women's Kumite -61kg	27 MAR 1997
IRI - ISLAMIC REPUBLIC OF IRAN	GOLSHADNEZHAD Atousa	Women's Kumite -61kg	22 JUN 2003
JPN - JAPAN	SHIMADA Sarara	Women's Kumite -61kg	05 JUL 2001
KAZ - KAZAKHSTAN	KANAY Assel	Women's Kumite -61kg	25 MAI 2001
TUN - TUNISIA	MAHJOUB Wafa	Women's Kumite -61kg	19 MAI 2001
TUR - TURKIYE	YENEN Fatma Naz	Women's Kumite -61kg	29 AUG 2001



Brackets

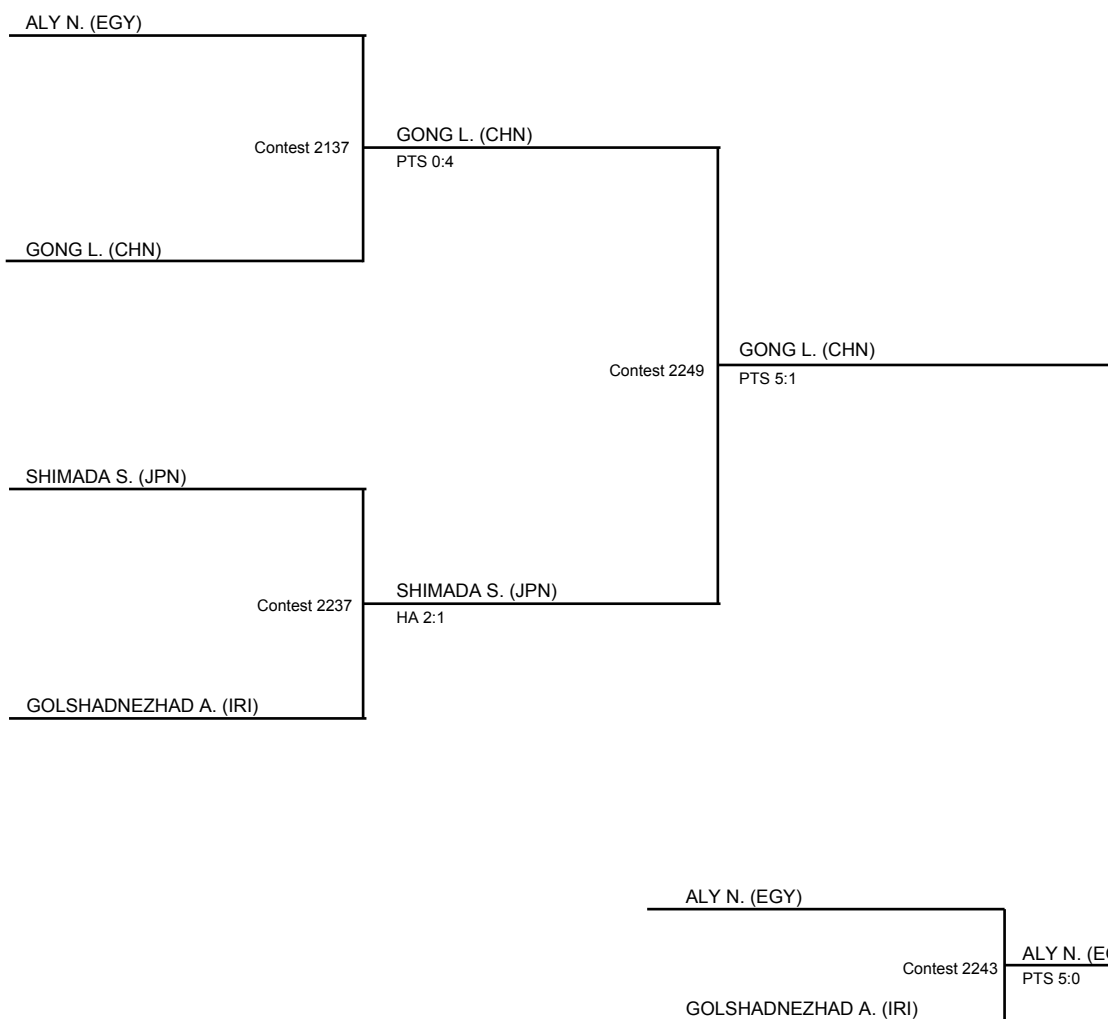
As of SAT 9 AUG 2025

Semifinals

Finals

MEDALLISTS

Gold	GONG L. (CHN)
Silver	SHIMADA S. (JPN)
Bronze	ALY N. (EGY)





Medallists

Medal	Name	NOC
GOLD	GONG Li	CHN - PEOPLE'S REPUBLIC OF CHINA
SILVER	SHIMADA Sarara	JPN - JAPAN
BRONZE	ALY Noursin	EGY - EGYPT



Results

As of SAT 9 AUG 2025

Bout number #2243

ALY Noursin (EGY) 5 - 0 GOLSHADNEZHAD Atousa (IRI)

Win by Points

Winner	Name	NOC Code	YU	WA	IP	Warnings					Score
						C1	C2	C3	HC	H	
X	ALY Noursin	EGY	1	2					X		5
	GOLSHADNEZHAD Atousa	IRI							X		0

Legend:

C1: 1st Chukoku

C2: 2nd Chukoku

C3: 3rd Chukoku

HC: Hansoku Chui

H: Hansoku

YU: Yuko

WA: Waza-ari

IP: Ippon



Results

As of SAT 9 AUG 2025

Bout number #2249

GONG Li (CHN) 5 - 1 SHIMADA Sarara (JPN)

Win by Points

Winner	Name	NOC Code	YU	WA	IP	Warnings					Score
						C1	C2	C3	HC	H	
X	GONG Li	CHN	2		1			X			5
	SHIMADA Sarara	JPN	1						X		1

Legend:

C1: 1st Chukoku

C2: 2nd Chukoku

C3: 3rd Chukoku

HC: Hansoku Chui

H: Hansoku

YU: Yuko

WA: Waza-ari

IP: Ippon



Results

As of SAT 9 AUG 2025

Bout number #2137

ALY Noursin (EGY) 0 - 4 GONG Li (CHN)

Win by Points

Winner	Name	NOC Code	YU	WA	IP	Warnings					Score
						C1	C2	C3	HC	H	
	ALY Noursin	EGY				X					0
X	GONG Li	CHN	2	1			X				4

Legend:

C1: 1st Chukoku

C2: 2nd Chukoku

C3: 3rd Chukoku

HC: Hansoku Chui

H: Hansoku

YU: Yuko

WA: Waza-ari

IP: Ippon



Results

As of SAT 9 AUG 2025

Bout number #2237

SHIMADA Sarara (JPN) 2 - 1 GOLSHADNEZHAD Atousa (IRI)

Opponent disqualified by Hansoku

Winner	Name	NOC Code	YU	WA	IP	Warnings					Score
						C1	C2	C3	HC	H	
X	SHIMADA Sarara	JPN	2				X				2
	GOLSHADNEZHAD Atousa	IRI	1							X	1

Legend:

C1: 1st Chukoku

C2: 2nd Chukoku

C3: 3rd Chukoku

HC: Hansoku Chui

H: Hansoku

YU: Yuko

WA: Waza-ari

IP: Ippon



Results

As of SAT 9 AUG 2025

Elimination Round - Pool B

Rank	NOC Code	Name	IRI	EGY	KAZ	FRA	Bouts	W	T	L	Points	Score				
												Total	Yuko	Waza-ari	Ippon	
1	IRI	GOLSHADNEZHAD Atousa	-	2:1	3:2	3:0	3	3	0	0	9	8:3	0:0	0:0	0:0	Q
2	EGY	ALY Noursin	1:2	-	3:3	2:0	3	2	0	1	6	6:5	0:0	0:0	0:0	Q
3	KAZ	KANAY Assel	2:3	3:3	-	0:0	3	0	1	2	1	5:6	0:0	0:0	0:0	
4	FRA	SIVERT Laura	0:3	0:2	0:0	-	3	0	1	2	1	0:5	0:0	0:0	0:0	

Legend:

W Bouts won L: Bouts lost T: Bouts tied Q: Qualified



Results

As of SAT 9 AUG 2025

Bout number #2103

ALY Noursin (EGY) 1 - 2 GOLSHADNEZHAD Atousa (IRI)

Win by Points

Winner	Name	NOC Code	YU	WA	IP	Warnings					Score
						C1	C2	C3	HC	H	
	ALY Noursin	EGY	1					X			1
X	GOLSHADNEZHAD Atousa	IRI		1					X		2

Legend:

C1: 1st Chukoku

C2: 2nd Chukoku

C3: 3rd Chukoku

HC: Hansoku Chui

H: Hansoku

YU: Yuko

WA: Waza-ari

IP: Ippon



Results

As of SAT 9 AUG 2025

Bout number #2104

SIVERT Laura (FRA) 0 - 0 KANAY Assel (KAZ)

Hikiwake

Winner	Name	NOC Code	YU	WA	IP	Warnings					Score
						C1	C2	C3	HC	H	
	SIVERT Laura	FRA						X			0
	KANAY Assel	KAZ							X		0

Legend:

C1: 1st Chukoku

C2: 2nd Chukoku

C3: 3rd Chukoku

HC: Hansoku Chui

H: Hansoku

YU: Yuko

WA: Waza-ari

IP: Ippon



Results

As of SAT 9 AUG 2025

Bout number #2107

GOLSHADNEZHAD Atousa (IRI) 3 - 0 SIVERT Laura (FRA)

Win by Points

Winner	Name	NOC Code	YU	WA	IP	Warnings					Score
						C1	C2	C3	HC	H	
X	GOLSHADNEZHAD Atousa	IRI	1	1					X		3
	SIVERT Laura	FRA				X					0

Legend:

C1: 1st Chukoku

C2: 2nd Chukoku

C3: 3rd Chukoku

HC: Hansoku Chui

H: Hansoku

YU: Yuko

WA: Waza-ari

IP: Ippon



Results

As of SAT 9 AUG 2025

Bout number #2108

ALY Noursin (EGY) 3 - 3 KANAY Assel (KAZ)

Win by Senshu

Winner	Name	NOC Code	YU	WA	IP	Warnings					Score
						C1	C2	C3	HC	H	
X	ALY Noursin	EGY	3					X			3
	KANAY Assel	KAZ	3			X					3

Legend:

C1: 1st Chukoku

C2: 2nd Chukoku

C3: 3rd Chukoku

HC: Hansoku Chui

H: Hansoku

YU: Yuko

WA: Waza-ari

IP: Ippon



Results

As of SAT 9 AUG 2025

Bout number #2111

ALY Noursin (EGY) 2 - 0 SIVERT Laura (FRA)

Win by Points

Winner	Name	NOC Code	YU	WA	IP	Warnings					Score
						C1	C2	C3	HC	H	
X	ALY Noursin	EGY	2						X		2
	SIVERT Laura	FRA							X		0

Legend:

C1: 1st Chukoku

C2: 2nd Chukoku

C3: 3rd Chukoku

HC: Hansoku Chui

H: Hansoku

YU: Yuko

WA: Waza-ari

IP: Ippon



Results

As of SAT 9 AUG 2025

Bout number #2112

GOLSHADNEZHAD Atousa (IRI) 3 - 2 KANAY Assel (KAZ)

Win by Points

Winner	Name	NOC Code	YU	WA	IP	Warnings					Score
						C1	C2	C3	HC	H	
X	GOLSHADNEZHAD Atousa	IRI	3					X			3
	KANAY Assel	KAZ		1							2

Legend:

C1: 1st Chukoku

C2: 2nd Chukoku

C3: 3rd Chukoku

HC: Hansoku Chui

H: Hansoku

YU: Yuko

WA: Waza-ari

IP: Ippon



Results

As of SAT 9 AUG 2025

Elimination Round - Pool A

Rank	NOC Code	Name	CHN	JPN	TUN	TUR	Bouts	W	T	L	Points	Score				
												Total	Yuko	Waza-ari	Ippon	
1	CHN	GONG Li	-	2:1	10:1	6:3	3	3	0	0	9	18:5	0:0	0:0	0:0	Q
2	JPN	SHIMADA Sarara	1:2	-	8:5	4:1	3	2	0	1	6	13:8	0:0	0:0	0:0	Q
3	TUN	MAHJOUB Wafa	1:10	5:8	-	3:0	3	1	0	2	3	9:18	0:0	0:0	0:0	
4	TUR	YENEN Fatma	3:6	1:4	0:3	-	3	0	0	3	0	4:13	0:0	0:0	0:0	

Legend:

W Bouts won L: Bouts lost T: Bouts tied Q: Qualified



Results

As of SAT 9 AUG 2025

Bout number #2101

MAHJOUB Wafa (TUN) 3 - 0 YENEN Fatma Naz (TUR)

Win by Points

Winner	Name	NOC Code	YU	WA	IP	Warnings					Score
						C1	C2	C3	HC	H	
X	MAHJOUB Wafa	TUN	3						X		3
	YENEN Fatma Naz	TUR				X					0

Legend:

C1: 1st Chukoku

C2: 2nd Chukoku

C3: 3rd Chukoku

HC: Hansoku Chui

H: Hansoku

YU: Yuko

WA: Waza-ari

IP: Ippon



Results

As of SAT 9 AUG 2025

Bout number #2102

GONG Li (CHN) 2 - 1 SHIMADA Sarara (JPN)

Win by Points

Winner	Name	NOC Code	YU	WA	IP	Warnings					Score
						C1	C2	C3	HC	H	
X	GONG Li	CHN	2						X		2
	SHIMADA Sarara	JPN	1						X		1

Legend:

C1: 1st Chukoku

C2: 2nd Chukoku

C3: 3rd Chukoku

HC: Hansoku Chui

H: Hansoku

YU: Yuko

WA: Waza-ari

IP: Ippon



Results

As of SAT 9 AUG 2025

Bout number #2105

YENEN Fatma Naz (TUR) 3 - 6 GONG Li (CHN)

Win by Points

Winner	Name	NOC Code	YU	WA	IP	Warnings					Score
						C1	C2	C3	HC	H	
	YENEN Fatma Naz	TUR			1		X				3
X	GONG Li	CHN	2	2			X				6

Legend:

C1: 1st Chukoku

C2: 2nd Chukoku

C3: 3rd Chukoku

HC: Hansoku Chui

H: Hansoku

YU: Yuko

WA: Waza-ari

IP: Ippon



Results

As of SAT 9 AUG 2025

Bout number #2106

MAHJOUB Wafa (TUN) 5 - 8 SHIMADA Sarara (JPN)

Win by Points

Winner	Name	NOC Code	YU	WA	IP	Warnings					Score
						C1	C2	C3	HC	H	
	MAHJOUB Wafa	TUN	2		1						5
X	SHIMADA Sarara	JPN	6	1					X		8

Legend:

C1: 1st Chukoku

C2: 2nd Chukoku

C3: 3rd Chukoku

HC: Hansoku Chui

H: Hansoku

YU: Yuko

WA: Waza-ari

IP: Ippon



Results

As of SAT 9 AUG 2025

Bout number #2109

MAHJOUB Wafa (TUN) 1 - 10 GONG Li (CHN)

Win by Points

Winner	Name	NOC Code	YU	WA	IP	Warnings					Score
						C1	C2	C3	HC	H	
	MAHJOUB Wafa	TUN	1								1
X	GONG Li	CHN		2	2		X				10

Legend:

C1: 1st Chukoku

C2: 2nd Chukoku

C3: 3rd Chukoku

HC: Hansoku Chui

H: Hansoku

YU: Yuko

WA: Waza-ari

IP: Ippon



Results

As of SAT 9 AUG 2025

Bout number #2110

YENEN Fatma Naz (TUR) 1 - 4 SHIMADA Sarara (JPN)

Win by Points

Winner	Name	NOC Code	YU	WA	IP	Warnings					Score
						C1	C2	C3	HC	H	
	YENEN Fatma Naz	TUR	1			X					1
X	SHIMADA Sarara	JPN	2	1							4

Legend:

C1: 1st Chukoku

C2: 2nd Chukoku

C3: 3rd Chukoku

HC: Hansoku Chui

H: Hansoku

YU: Yuko

WA: Waza-ari

IP: Ippon



TWG
2025
CHENGDU



KARATE

Women's Kumite -68kg



Entry List by Event

As of THU 7 AUG 2025

NOC	Name	Event	Date of Birth
AZE - AZERBAIJAN	ZARETSKA Iryna	Women's Kumite -68kg	04 MAR 1996
CHN - PEOPLE'S REPUBLIC OF CHINA	LI Qiaoqiao	Women's Kumite -68kg	15 MAR 2000
EGY - EGYPT	HENDY Hadir	Women's Kumite -68kg	20 JUL 1996
FRA - FRANCE	SOMBE Thalya	Women's Kumite -68kg	21 OCT 2003
INA - INDONESIA	ZEFANYA Ceyco Georgia	Women's Kumite -68kg	24 JUN 1999
JPN - JAPAN	KAMA Tsubasa	Women's Kumite -68kg	10 DEC 2003
SUI - SWITZERLAND	QUIRICI Elena Norina	Women's Kumite -68kg	16 FEB 1994
TUR - TURKIYE	ELTEMUR Eda	Women's Kumite -68kg	11 APR 1999



Brackets

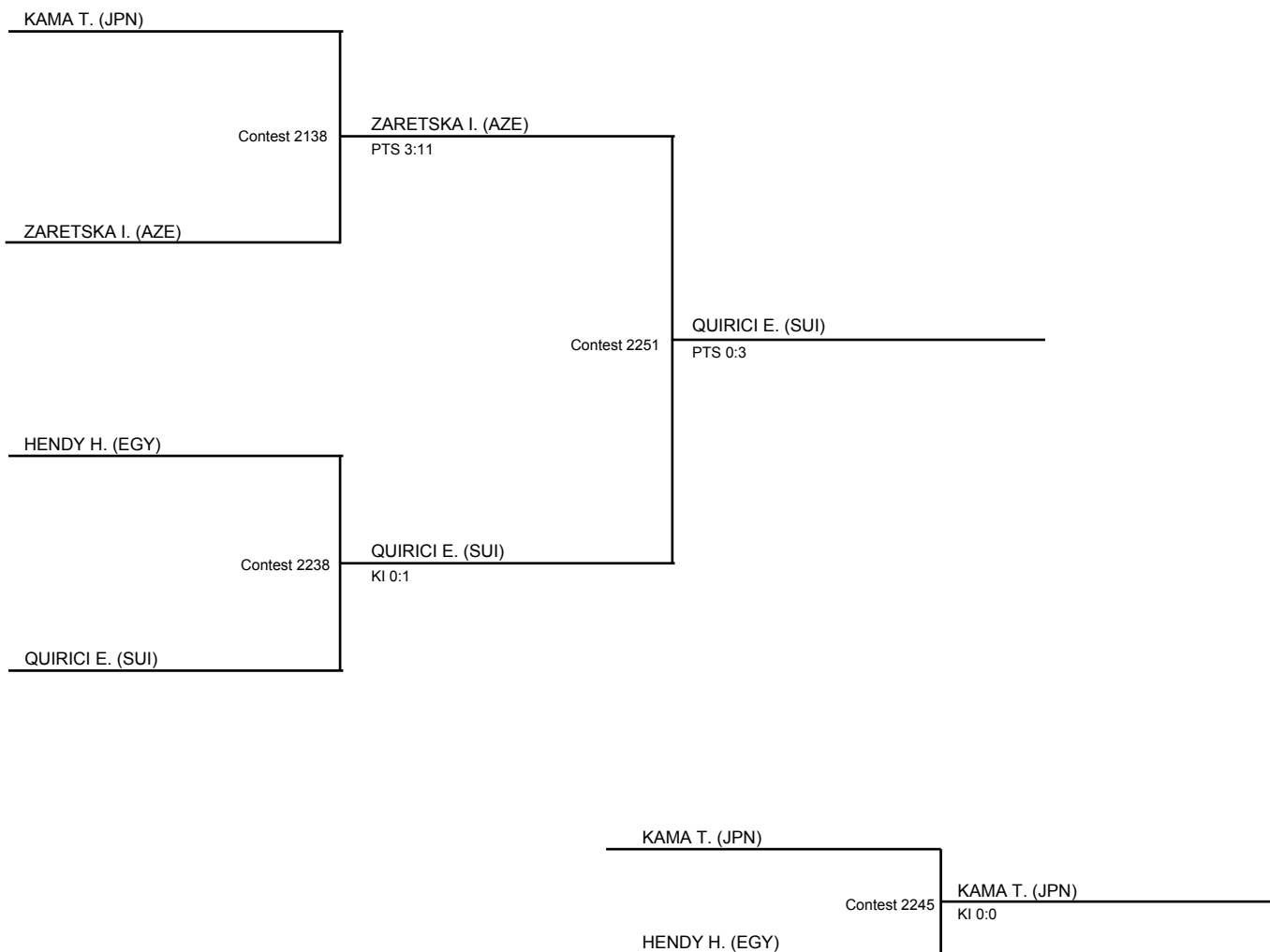
As of SAT 9 AUG 2025

Semifinals

Finals

MEDALLISTS

Gold	QUIRICI E. (SUI)
Silver	ZARETSKA I. (AZE)
Bronze	KAMA T. (JPN)





Medallists

Medal	Name	NOC
GOLD	QUIRICI Elena Norina	SUI - SWITZERLAND
SILVER	ZARETSKA Iryna	AZE - AZERBAIJAN
BRONZE	KAMA Tsubasa	JPN - JAPAN



Results

As of SAT 9 AUG 2025

Bout number #2245

KAMA Tsubasa (JPN) 0 - 0 HENDY Hadir (EGY)

Opponent disqualified by Kiken

Winner	Name	NOC Code	YU	WA	IP	Warnings					Score
						C1	C2	C3	HC	H	
X	KAMA Tsubasa	JPN									0
	HENDY Hadir	EGY									0

Legend:

C1: 1st Chukoku

C2: 2nd Chukoku

C3: 3rd Chukoku

HC: Hansoku Chui

H: Hansoku

YU: Yuko

WA: Waza-ari

IP: Ippon



Results

As of SAT 9 AUG 2025

Bout number #2251

ZARETSKA Iryna (AZE) 0 - 3 QUIRICI Elena Norina (SUI)

Win by Points

Winner	Name	NOC Code	YU	WA	IP	Warnings					Score
						C1	C2	C3	HC	H	
	ZARETSKA Iryna	AZE						X			0
X	QUIRICI Elena Norina	SUI	1	1					X		3

Legend:

C1: 1st Chukoku

C2: 2nd Chukoku

C3: 3rd Chukoku

HC: Hansoku Chui

H: Hansoku

YU: Yuko

WA: Waza-ari

IP: Ippon



Results

As of SAT 9 AUG 2025

Bout number #2138

KAMA Tsubasa (JPN) 3 - 11 ZARETSKA Iryna (AZE)

Win by Points

Winner	Name	NOC Code	YU	WA	IP	Warnings					Score
						C1	C2	C3	HC	H	
	KAMA Tsubasa	JPN	3			X					3
X	ZARETSKA Iryna	AZE	3	1	2		X				11

Legend:

C1: 1st Chukoku

C2: 2nd Chukoku

C3: 3rd Chukoku

HC: Hansoku Chui

H: Hansoku

YU: Yuko

WA: Waza-ari

IP: Ippon



Results

As of SAT 9 AUG 2025

Bout number #2238

HENDY Hadir (EGY) 0 - 1 QUIRICI Elena Norina (SUI)

Opponent disqualified by Kiken

Winner	Name	NOC Code	YU	WA	IP	Warnings					Score
						C1	C2	C3	HC	H	
	HENDY Hadir	EGY									0
X	QUIRICI Elena Norina	SUI	1								1

Legend:

C1: 1st Chukoku

C2: 2nd Chukoku

C3: 3rd Chukoku

HC: Hansoku Chui

H: Hansoku

YU: Yuko

WA: Waza-ari

IP: Ippon



Results

As of SAT 9 AUG 2025

Elimination Round - Pool B

Rank	NOC Code	Name	SUI	JPN	FRA	TUR	Bouts	W	T	L	Points	Score				
												Total	Yuko	Waza-ari	Ippon	
1	SUI	QUIRICI Elena	-	3:2	4:0	6:2	3	3	0	0	9	13:4	0:0	0:0	0:0	Q
2	JPN	KAMA Tsubasa	2:3	-	4:1	6:2	3	2	0	1	6	12:6	0:0	0:0	0:0	Q
3	FRA	SOMBE Thalya	0:4	1:4	-	5:4	3	1	0	2	3	6:12	0:0	0:0	0:0	
4	TUR	ELTEMUR Eda	2:6	2:6	4:5	-	3	0	0	3	0	8:17	0:0	0:0	0:0	

Legend:

W Bouts won L: Bouts lost T: Bouts tied Q: Qualified



Results

As of SAT 9 AUG 2025

Bout number #2203

SOMBE Thalya (FRA) 1 - 4 KAMA Tsubasa (JPN)

Win by Points

Winner	Name	NOC Code	YU	WA	IP	Warnings					Score
						C1	C2	C3	HC	H	
	SOMBE Thalya	FRA	1						X		1
X	KAMA Tsubasa	JPN	4			X					4

Legend:

C1: 1st Chukoku

C2: 2nd Chukoku

C3: 3rd Chukoku

HC: Hansoku Chui

H: Hansoku

YU: Yuko

WA: Waza-ari

IP: Ippon



Results

As of SAT 9 AUG 2025

Bout number #2204

ELTEMUR Eda (TUR) 2 - 6 QUIRICI Elena Norina (SUI)

Win by Points

Winner	Name	NOC Code	YU	WA	IP	Warnings					Score
						C1	C2	C3	HC	H	
	ELTEMUR Eda	TUR	2								2
X	QUIRICI Elena Norina	SUI	6						X		6

Legend:

C1: 1st Chukoku

C2: 2nd Chukoku

C3: 3rd Chukoku

HC: Hansoku Chui

H: Hansoku

YU: Yuko

WA: Waza-ari

IP: Ippon



Results

As of SAT 9 AUG 2025

Bout number #2207

KAMA Tsubasa (JPN) 6 - 2 ELTEMUR Eda (TUR)

Win by Points

Winner	Name	NOC Code	YU	WA	IP	Warnings					Score
						C1	C2	C3	HC	H	
X	KAMA Tsubasa	JPN	6								6
	ELTEMUR Eda	TUR	2								2

Legend:

C1: 1st Chukoku

C2: 2nd Chukoku

C3: 3rd Chukoku

HC: Hansoku Chui

H: Hansoku

YU: Yuko

WA: Waza-ari

IP: Ippon



Results

As of SAT 9 AUG 2025

Bout number #2208

SOMBE Thalya (FRA) 0 - 4 QUIRICI Elena Norina (SUI)

Win by Points

Winner	Name	NOC Code	YU	WA	IP	Warnings					Score
						C1	C2	C3	HC	H	
	SOMBE Thalya	FRA						X			0
X	QUIRICI Elena Norina	SUI	4						X		4

Legend:

C1: 1st Chukoku

C2: 2nd Chukoku

C3: 3rd Chukoku

HC: Hansoku Chui

H: Hansoku

YU: Yuko

WA: Waza-ari

IP: Ippon



Results

As of SAT 9 AUG 2025

Bout number #2211

SOMBE Thalya (FRA) 5 - 4 ELTEMUR Eda (TUR)

Win by Points

Winner	Name	NOC Code	YU	WA	IP	Warnings					Score
						C1	C2	C3	HC	H	
X	SOMBE Thalya	FRA	2		1				X		5
	ELTEMUR Eda	TUR	4								4

Legend:

C1: 1st Chukoku

C2: 2nd Chukoku

C3: 3rd Chukoku

HC: Hansoku Chui

H: Hansoku

YU: Yuko

WA: Waza-ari

IP: Ippon



Results

As of SAT 9 AUG 2025

Bout number #2212

KAMA Tsubasa (JPN) 2 - 3 QUIRICI Elena Norina (SUI)

Win by Points

Winner	Name	NOC Code	YU	WA	IP	Warnings					Score
						C1	C2	C3	HC	H	
	KAMA Tsubasa	JPN	2								2
X	QUIRICI Elena Norina	SUI	3				X				3

Legend:

C1: 1st Chukoku

C2: 2nd Chukoku

C3: 3rd Chukoku

HC: Hansoku Chui

H: Hansoku

YU: Yuko

WA: Waza-ari

IP: Ippon



Results

As of SAT 9 AUG 2025

Elimination Round - Pool A

Rank	NOC Code	Name	AZE	EGY	INA	CHN	Bouts	W	T	L	Points	Score				
												Total	Yuko	Waza-ari	Ippon	
1	AZE	ZARETSKA Iryna	-	2:0	10:0	2:1	3	3	0	0	9	14:1	0:0	0:0	0:0	Q
2	EGY	HENDY Hadir	0:2	-	9:1	0:3	3	1	0	2	3	9:6	0:0	0:0	0:0	Q
3	INA	ZEFANYA Ceyco	0:10	1:9	-	4:2	3	1	0	2	3	5:21	0:0	0:0	0:0	
4	CHN	LI Qiaoqiao	1:2	3:0	2:4	-	3	1	0	2	3	6:6	0:0	0:0	0:0	

Legend:

W Bouts won L: Bouts lost T: Bouts tied Q: Qualified



Results

As of SAT 9 AUG 2025

Bout number #2201

HENDY Hadir (EGY) 9 - 1 ZEFANYA Ceyco Georgia (INA)

Win by Points

Winner	Name	NOC Code	YU	WA	IP	Warnings					Score
						C1	C2	C3	HC	H	
X	HENDY Hadir	EGY	3		2		X				9
	ZEFANYA Ceyco Georgia	INA	1			X					1

Legend:

C1: 1st Chukoku

C2: 2nd Chukoku

C3: 3rd Chukoku

HC: Hansoku Chui

H: Hansoku

YU: Yuko

WA: Waza-ari

IP: Ippon



Results

As of SAT 9 AUG 2025

Bout number #2202

LI Qiaoqiao (CHN) 1 - 2 ZARETSKA Iryna (AZE)

Win by Points

Winner	Name	NOC Code	YU	WA	IP	Warnings					Score
						C1	C2	C3	HC	H	
	LI Qiaoqiao	CHN	1						X		1
X	ZARETSKA Iryna	AZE	2			X					2

Legend:

C1: 1st Chukoku

C2: 2nd Chukoku

C3: 3rd Chukoku

HC: Hansoku Chui

H: Hansoku

YU: Yuko

WA: Waza-ari

IP: Ippon



Results

As of SAT 9 AUG 2025

Bout number #2205

ZEFANYA Ceyco Georgia (INA) 4 - 2 LI Qiaoqiao (CHN)

Win by Points

Winner	Name	NOC Code	YU	WA	IP	Warnings					Score
						C1	C2	C3	HC	H	
X	ZEFANYA Ceyco Georgia	INA	4						X		4
	LI Qiaoqiao	CHN	2								2

Legend:

C1: 1st Chukoku

C2: 2nd Chukoku

C3: 3rd Chukoku

HC: Hansoku Chui

H: Hansoku

YU: Yuko

WA: Waza-ari

IP: Ippon



Results

As of SAT 9 AUG 2025

Bout number #2206

HENDY Hadir (EGY) 0 - 2 ZARETSKA Iryna (AZE)

Win by Points

Winner	Name	NOC Code	YU	WA	IP	Warnings					Score
						C1	C2	C3	HC	H	
	HENDY Hadir	EGY				X					0
X	ZARETSKA Iryna	AZE	2				X				2

Legend:

C1: 1st Chukoku

C2: 2nd Chukoku

C3: 3rd Chukoku

HC: Hansoku Chui

H: Hansoku

YU: Yuko

WA: Waza-ari

IP: Ippon



Results

As of SAT 9 AUG 2025

Bout number #2209

HENDY Hadir (EGY) 0 - 3 LI Qiaoqiao (CHN)

Win by Points

Winner	Name	NOC Code	YU	WA	IP	Warnings					Score
						C1	C2	C3	HC	H	
	HENDY Hadir	EGY					X				0
X	LI Qiaoqiao	CHN			1			X			3

Legend:

C1: 1st Chukoku

C2: 2nd Chukoku

C3: 3rd Chukoku

HC: Hansoku Chui

H: Hansoku

YU: Yuko

WA: Waza-ari

IP: Ippon



Results

As of SAT 9 AUG 2025

Bout number #2210

ZEFANYA Ceyco Georgia (INA) 0 - 10 ZARETSKA Iryna (AZE)

Win by Points

Winner	Name	NOC Code	YU	WA	IP	Warnings					Score
						C1	C2	C3	HC	H	
	ZEFANYA Ceyco Georgia	INA					X				0
X	ZARETSKA Iryna	AZE	2	1	2	X					10

Legend:

C1: 1st Chukoku

C2: 2nd Chukoku

C3: 3rd Chukoku

HC: Hansoku Chui

H: Hansoku

YU: Yuko

WA: Waza-ari

IP: Ippon



TWG
2025
CHENGDU



KARATE

Women's Kumite +68kg



Entry List by Event

As of THU 7 AUG 2025

NOC	Name	Event	Date of Birth
AUS - AUSTRALIA	SULLIVAN Hannah	Women's Kumite +68kg	08 OCT 2002
CHN - PEOPLE'S REPUBLIC OF CHINA	XU Qiqi	Women's Kumite +68kg	03 OCT 2001
EGY - EGYPT	OKILA Menna	Women's Kumite +68kg	25 MAI 2000
ESP - SPAIN	TORRES GARCIA Maria	Women's Kumite +68kg	22 JUL 1997
FRA - FRANCE	GARCIA Nancy	Women's Kumite +68kg	15 MAR 1996
GER - GERMANY	KNEER Johanna	Women's Kumite +68kg	25 DEC 1997
ITA - ITALY	FERRACUTI Clio	Women's Kumite +68kg	10 OCT 1996
KAZ - KAZAKHSTAN	BERULTSEVA Sofya	Women's Kumite +68kg	06 NOV 2000



Brackets

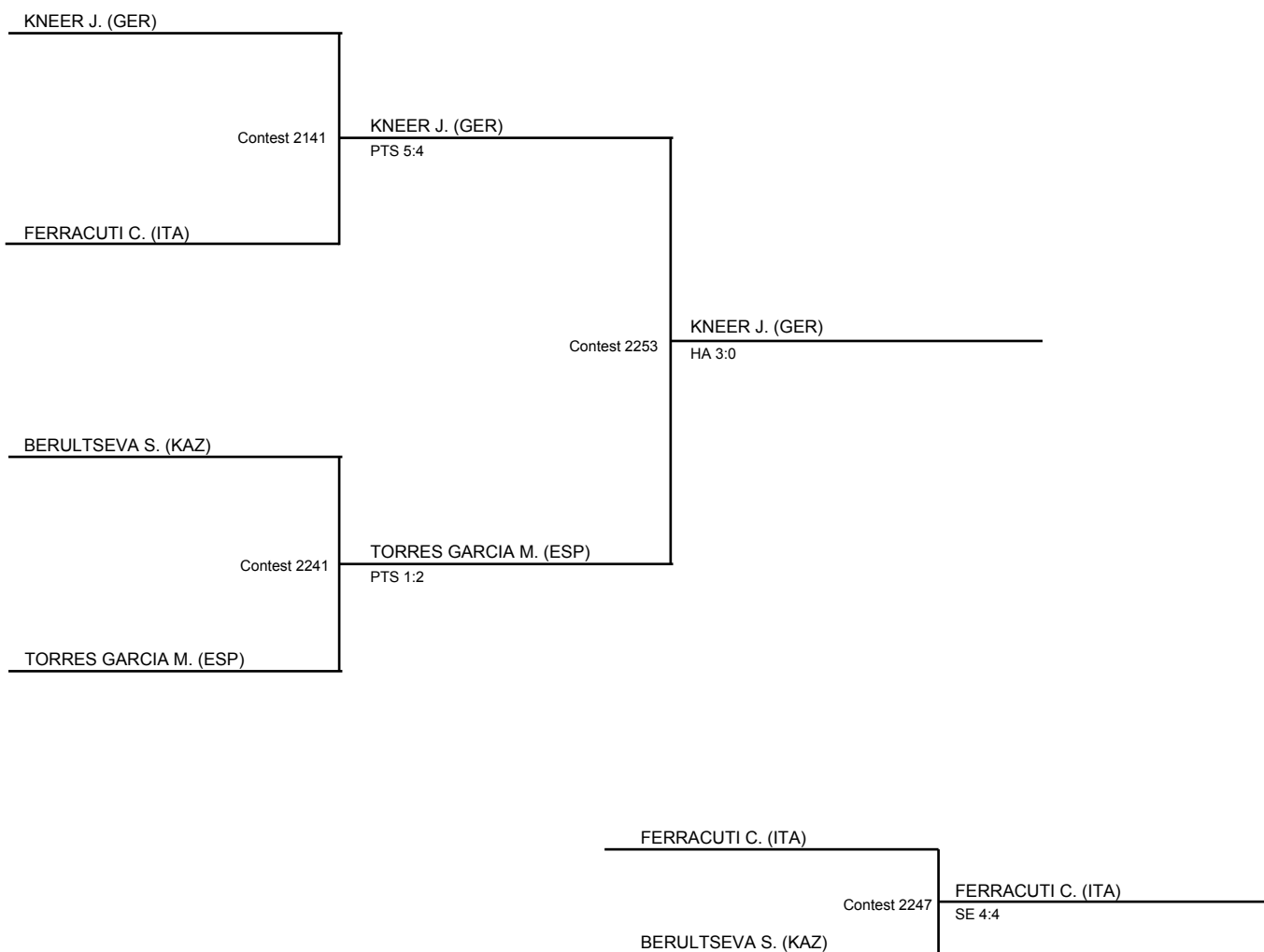
As of SAT 9 AUG 2025

Semifinals

Finals

MEDALLISTS

Gold	KNEER J. (GER)
Silver	TORRES GARCIA M. (ESP)
Bronze	FERRACUTI C. (ITA)





Medallists

Medal	Name	NOC
GOLD	KNEER Johanna	GER - GERMANY
SILVER	TORRES GARCIA Maria	ESP - SPAIN
BRONZE	FERRACUTI Clio	ITA - ITALY



Results

As of SAT 9 AUG 2025

Bout number #2247

FERRACUTI Clio (ITA) 4 - 4 BERULTSEVA Sofya (KAZ)

Win by Senshu

Winner	Name	NOC Code	YU	WA	IP	Warnings					Score
						C1	C2	C3	HC	H	
X	FERRACUTI Clio	ITA	4				X				4
	BERULTSEVA Sofya	KAZ	4			X					4

Legend:

C1: 1st Chukoku

C2: 2nd Chukoku

C3: 3rd Chukoku

HC: Hansoku Chui

H: Hansoku

YU: Yuko

WA: Waza-ari

IP: Ippon



Results

As of SAT 9 AUG 2025

Bout number #2253

KNEER Johanna (GER) 3 - 0 TORRES GARCIA Maria (ESP)

Opponent disqualified by Hansoku

Winner	Name	NOC Code	YU	WA	IP	Warnings					Score
						C1	C2	C3	HC	H	
X	KNEER Johanna	GER	1	1			X				3
	TORRES GARCIA Maria	ESP								X	0

Legend:

C1: 1st Chukoku

C2: 2nd Chukoku

C3: 3rd Chukoku

HC: Hansoku Chui

H: Hansoku

YU: Yuko

WA: Waza-ari

IP: Ippon



Results

As of SAT 9 AUG 2025

Bout number #2141

KNEER Johanna (GER) 5 - 4 FERRACUTI Clio (ITA)

Win by Points

Winner	Name	NOC Code	YU	WA	IP	Warnings					Score
						C1	C2	C3	HC	H	
X	KNEER Johanna	GER	2		1						5
	FERRACUTI Clio	ITA	2	1							4

Legend:

C1: 1st Chukoku

C2: 2nd Chukoku

C3: 3rd Chukoku

HC: Hansoku Chui

H: Hansoku

YU: Yuko

WA: Waza-ari

IP: Ippon



Results

As of SAT 9 AUG 2025

Bout number #2241

BERULTSEVA Sofya (KAZ) 1 - 2 TORRES GARCIA Maria (ESP)

Win by Points

Winner	Name	NOC Code	YU	WA	IP	Warnings					Score
						C1	C2	C3	HC	H	
	BERULTSEVA Sofya	KAZ	1			X					1
X	TORRES GARCIA Maria	ESP		1					X		2

Legend:

C1: 1st Chukoku

C2: 2nd Chukoku

C3: 3rd Chukoku

HC: Hansoku Chui

H: Hansoku

YU: Yuko

WA: Waza-ari

IP: Ippon



Results

As of SAT 9 AUG 2025

Elimination Round - Pool B

Rank	NOC Code	Name	ESP	GER	EGY	AUS	Bouts	W	T	L	Points	Score				
												Total	Yuko	Waza-ari	Ippon	
1	ESP	TORRES GARCIA Maria	-	1:1	4:1	3:1	3	3	0	0	9	8:3	0:0	0:0	0:0	Q
2	GER	KNEER Johanna	1:1	-	8:4	6:3	3	2	0	1	6	15:8	0:0	0:0	0:0	Q
3	EGY	OKILA Menna	1:4	4:8	-	8:0	3	1	0	2	3	13:12	0:0	0:0	0:0	
4	AUS	SULLIVAN Hannah	1:3	3:6	0:8	-	3	0	0	3	0	4:17	0:0	0:0	0:0	

Legend:

W Bouts won L: Bouts lost T: Bouts tied Q: Qualified



Results

As of SAT 9 AUG 2025

Bout number #2127

OKILA Menna (EGY) 4 - 8 KNEER Johanna (GER)

Win by Points

Winner	Name	NOC Code	YU	WA	IP	Warnings					Score
						C1	C2	C3	HC	H	
	OKILA Menna	EGY	1		1			X			4
X	KNEER Johanna	GER		1	2				X		8

Legend:

C1: 1st Chukoku

C2: 2nd Chukoku

C3: 3rd Chukoku

HC: Hansoku Chui

H: Hansoku

YU: Yuko

WA: Waza-ari

IP: Ippon



Results

As of SAT 9 AUG 2025

Bout number #2128

SULLIVAN Hannah (AUS) 1 - 3 TORRES GARCIA Maria (ESP)

Win by Points

Winner	Name	NOC Code	YU	WA	IP	Warnings					Score
						C1	C2	C3	HC	H	
	SULLIVAN Hannah	AUS	1						X		1
X	TORRES GARCIA Maria	ESP	1	1					X		3

Legend:

C1: 1st Chukoku

C2: 2nd Chukoku

C3: 3rd Chukoku

HC: Hansoku Chui

H: Hansoku

YU: Yuko

WA: Waza-ari

IP: Ippon



Results

As of SAT 9 AUG 2025

Bout number #2131

KNEER Johanna (GER) 6 - 3 SULLIVAN Hannah (AUS)

Win by Points

Winner	Name	NOC Code	YU	WA	IP	Warnings					Score
						C1	C2	C3	HC	H	
X	KNEER Johanna	GER	1	1	1	X					6
	SULLIVAN Hannah	AUS			1		X				3

Legend:

C1: 1st Chukoku

C2: 2nd Chukoku

C3: 3rd Chukoku

HC: Hansoku Chui

H: Hansoku

YU: Yuko

WA: Waza-ari

IP: Ippon



Results

As of SAT 9 AUG 2025

Bout number #2132

OKILA Menna (EGY) 1 - 4 TORRES GARCIA Maria (ESP)

Win by Points

Winner	Name	NOC Code	YU	WA	IP	Warnings					Score
						C1	C2	C3	HC	H	
	OKILA Menna	EGY	1				X				1
X	TORRES GARCIA Maria	ESP	2	1				X			4

Legend:

C1: 1st Chukoku

C2: 2nd Chukoku

C3: 3rd Chukoku

HC: Hansoku Chui

H: Hansoku

YU: Yuko

WA: Waza-ari

IP: Ippon



Results

As of SAT 9 AUG 2025

Bout number #2135

OKILA Menna (EGY) 8 - 0 SULLIVAN Hannah (AUS)

Win by Points

Winner	Name	NOC Code	YU	WA	IP	Warnings					Score
						C1	C2	C3	HC	H	
X	OKILA Menna	EGY	6	1							8
	SULLIVAN Hannah	AUS									0

Legend:

C1: 1st Chukoku

C2: 2nd Chukoku

C3: 3rd Chukoku

HC: Hansoku Chui

H: Hansoku

YU: Yuko

WA: Waza-ari

IP: Ippon



Results

As of SAT 9 AUG 2025

Bout number #2136

KNEER Johanna (GER) 1 - 1 TORRES GARCIA Maria (ESP)

Win by Senshu

Winner	Name	NOC Code	YU	WA	IP	Warnings					Score
						C1	C2	C3	HC	H	
	KNEER Johanna	GER	1				X				1
X	TORRES GARCIA Maria	ESP	1				X				1

Legend:

C1: 1st Chukoku

C2: 2nd Chukoku

C3: 3rd Chukoku

HC: Hansoku Chui

H: Hansoku

YU: Yuko

WA: Waza-ari

IP: Ippon



Results

As of SAT 9 AUG 2025

Elimination Round - Pool A

Rank	NOC Code	Name	ITA	KAZ	FRA	CHN	Bouts	W	T	L	Points	Score			
												Total	Yuko	Waza-ari	Ippon
1	ITA	FERRACUTI Clio	-	8:6	3:0	9:1	3	3	0	0	9	20:7	0:0	0:0	Q
2	KAZ	BERULTSEVA Sofya	6:8	-	5:2	5:2	3	2	0	1	6	16:12	0:0	0:0	Q
3	FRA	GARCIA Nancy	0:3	2:5	-	6:2	3	1	0	2	3	8:10	0:0	0:0	
4	CHN	XU Qiqi	1:9	2:5	2:6	-	3	0	0	3	0	5:20	0:0	0:0	

Legend:

W Bouts won L: Bouts lost T: Bouts tied Q: Qualified



Results

As of SAT 9 AUG 2025

Bout number #2125

XU Qiqi (CHN) 1 - 9 FERRACUTI Clio (ITA)

Win by Points

Winner	Name	NOC Code	YU	WA	IP	Warnings					Score
						C1	C2	C3	HC	H	
	XU Qiqi	CHN	1			X					1
X	FERRACUTI Clio	ITA	5	2		X					9

Legend:

C1: 1st Chukoku

C2: 2nd Chukoku

C3: 3rd Chukoku

HC: Hansoku Chui

H: Hansoku

YU: Yuko

WA: Waza-ari

IP: Ippon



Results

As of SAT 9 AUG 2025

Bout number #2126

GARCIA Nancy (FRA) 2 - 5 BERULTSEVA Sofya (KAZ)

Win by Points

Winner	Name	NOC Code	YU	WA	IP	Warnings					Score
						C1	C2	C3	HC	H	
	GARCIA Nancy	FRA	2								2
X	BERULTSEVA Sofya	KAZ	5			X					5

Legend:

C1: 1st Chukoku

C2: 2nd Chukoku

C3: 3rd Chukoku

HC: Hansoku Chui

H: Hansoku

YU: Yuko

WA: Waza-ari

IP: Ippon



Results

As of SAT 9 AUG 2025

Bout number #2129

FERRACUTI Clio (ITA) 3 - 0 GARCIA Nancy (FRA)

Win by Points

Winner	Name	NOC Code	YU	WA	IP	Warnings					Score
						C1	C2	C3	HC	H	
X	FERRACUTI Clio	ITA	3				X				3
	GARCIA Nancy	FRA						X			0

Legend:

C1: 1st Chukoku

C2: 2nd Chukoku

C3: 3rd Chukoku

HC: Hansoku Chui

H: Hansoku

YU: Yuko

WA: Waza-ari

IP: Ippon



Results

As of SAT 9 AUG 2025

Bout number #2130

XU Qiqi (CHN) 2 - 5 BERULTSEVA Sofya (KAZ)

Win by Points

Winner	Name	NOC Code	YU	WA	IP	Warnings					Score
						C1	C2	C3	HC	H	
	XU Qiqi	CHN	2						X		2
X	BERULTSEVA Sofya	KAZ	5						X		5

Legend:

C1: 1st Chukoku

C2: 2nd Chukoku

C3: 3rd Chukoku

HC: Hansoku Chui

H: Hansoku

YU: Yuko

WA: Waza-ari

IP: Ippon



Results

As of SAT 9 AUG 2025

Bout number #2133

XU Qiqi (CHN) 2 - 6 GARCIA Nancy (FRA)

Win by Points

Winner	Name	NOC Code	YU	WA	IP	Warnings					Score
						C1	C2	C3	HC	H	
	XU Qiqi	CHN	2			X					2
X	GARCIA Nancy	FRA	6						X		6

Legend:

C1: 1st Chukoku

C2: 2nd Chukoku

C3: 3rd Chukoku

HC: Hansoku Chui

H: Hansoku

YU: Yuko

WA: Waza-ari

IP: Ippon



Results

As of SAT 9 AUG 2025

Bout number #2134

FERRACUTI Clio (ITA) 8 - 6 BERULTSEVA Sofya (KAZ)

Win by Points

Winner	Name	NOC Code	YU	WA	IP	Warnings					Score
						C1	C2	C3	HC	H	
X	FERRACUTI Clio	ITA	3	1	1				X		8
	BERULTSEVA Sofya	KAZ	6			X					6

Legend:

C1: 1st Chukoku

C2: 2nd Chukoku

C3: 3rd Chukoku

HC: Hansoku Chui

H: Hansoku

YU: Yuko

WA: Waza-ari

IP: Ippon



TWG
2025
CHENGDU



KARATE

Women's Kata



Entry List by Event

As of THU 7 AUG 2025

NOC	Name	Event	Date of Birth
CHN - PEOPLE'S REPUBLIC OF CHINA	TAO Yiwei	Women's Kata	21 JUN 2001
COL - COLOMBIA	ZAPATA MACHADO Valentina	Women's Kata	13 JUL 2002
ESP - SPAIN	GARCIA LOZANO Paola	Women's Kata	22 FEB 2006
HKG - HONG KONG, CHINA	LAU Mo Sheung Grace	Women's Kata	19 OCT 1991
IRI - ISLAMIC REPUBLIC OF IRAN	SADEGHI DASTAK Fatemeh	Women's Kata	19 OCT 1999
ITA - ITALY	D'ONOFRIO Terryana	Women's Kata	28 JAN 1997
JPN - JAPAN	ONO Maho	Women's Kata	09 FEB 1999
USA - UNITED STATES OF AMERICA	KOKUMAI Sakura Emma	Women's Kata	02 OCT 1992



Brackets

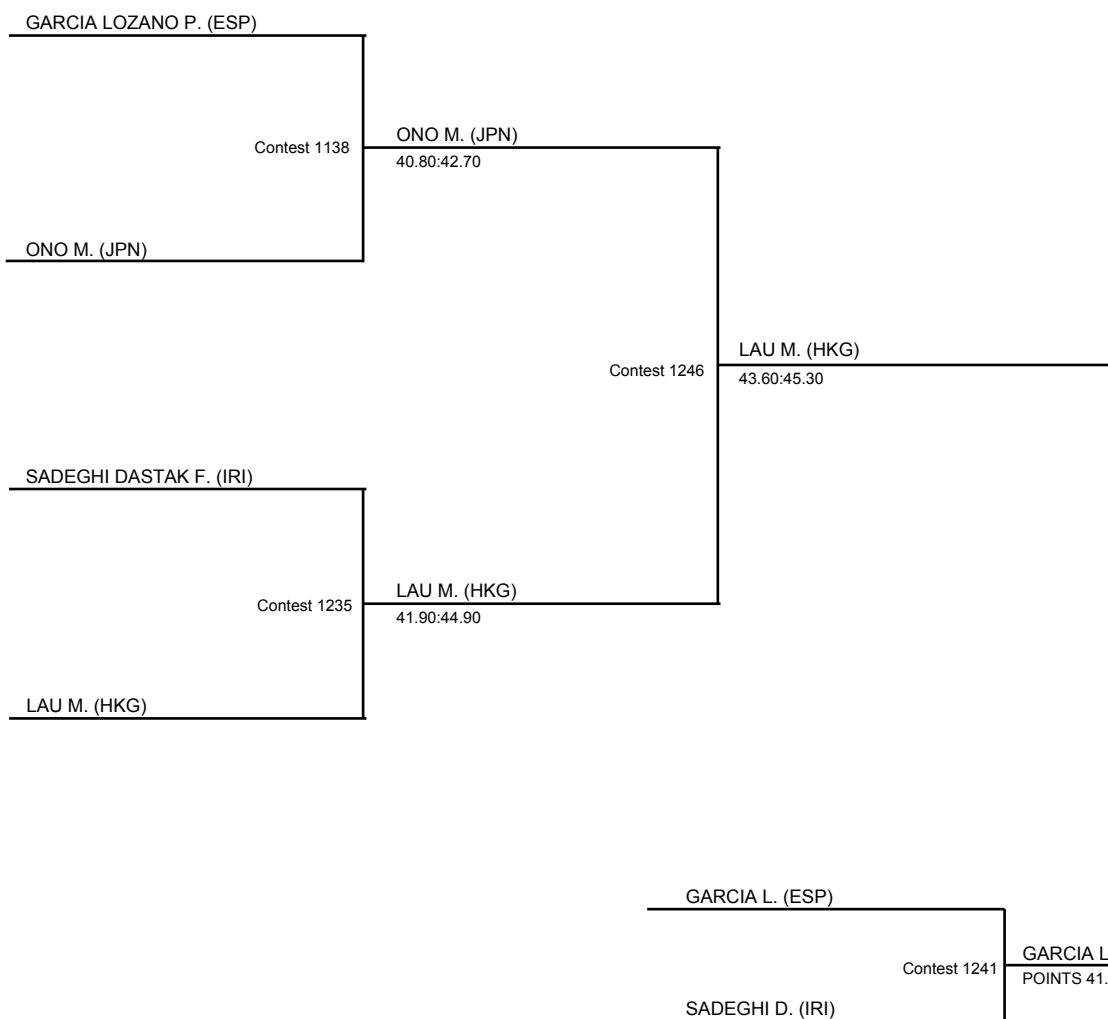
As of SAT 9 AUG 2025

Semifinals

Finals

MEDALLISTS

Gold	LAU M. (HKG)
Silver	ONO M. (JPN)
Bronze	GARCIA LOZANO P. (ESP)



**Medallists**

Medal	Name	NOC
GOLD	LAU Mo Sheung Grace	HKG - HONG KONG, CHINA
SILVER	ONO Maho	JPN - JAPAN
BRONZE	GARCIA LOZANO Paola	ESP - SPAIN



Results

As of FRI 8 AUG 2025

Bout number #1241

Winner	Name	NOC Code	Kata	Judges Marks							Score
				Judge 1	Judge 2	Judge 3	Judge 4	Judge 5	Judge 6	Judge 7	
X	GARCIA LOZANO Paola	ESP	008 Chatanyara Kushanku	9.0	8.4	8.2	8.5	7.9	8.0	8.5	41.6
	SADEGHI DASTAK Fatemeh	IRI	009 Chibana No Kushanku	8.0	8.1	8.0	8.3	7.6	7.7	8.8	40.1



Results

As of FRI 8 AUG 2025

Bout number #1246

Winner	Name	NOC Code	Kata	Judges Marks							Score
				Judge 1	Judge 2	Judge 3	Judge 4	Judge 5	Judge 6	Judge 7	
	ONO Maho	JPN	008 Chatanyara Kushanku	8.4	8.7	9.0	8.5	8.6	8.8	9.2	43.6
X	LAU Mo Sheung Grace	HKG	008 Chatanyara Kushanku	8.9	9.1	9.4	8.3	8.8	9.1	9.4	45.3



Results

As of FRI 8 AUG 2025

Bout number #1138

Winner	Name	NOC Code	Kata	Judges Marks							Score
				Judge 1	Judge 2	Judge 3	Judge 4	Judge 5	Judge 6	Judge 7	
	GARCIA LOZANO Paola	ESP	009 Chibana No Kushanku	7.9	8.3	8.3	8.0	8.7	8.2	8.0	40.8
X	ONO Maho	JPN	009 Chibana No Kushanku	8.4	8.7	8.6	8.5	9.0	8.5	8.4	42.7



Results

As of FRI 8 AUG 2025

Bout number #1235

Winner	Name	NOC Code	Kata	Judges Marks							Score
				Judge 1	Judge 2	Judge 3	Judge 4	Judge 5	Judge 6	Judge 7	
	SADEGHI DASTAK Fatemeh	IRI	008 Chatanyara Kushanku	8.1	8.9	8.4	8.9	8.3	8.2	7.0	41.9
X	LAU Mo Sheung Grace	HKG	068 Papuren	9.0	9.3	9.0	9.3	8.6	8.5	9.0	44.9



Results

As of SAT 9 AUG 2025

Elimination Round - Pool B

Rank	NOC Code	Name	HKG	ESP	CHN	COL	Bouts	W	L	Points	Total
1	HKG	LAU Mo	-	42.9:41.0	42.1:39.2	42.9:40.1	3	3	0	9	127.9:120.3 Q
2	ESP	GARCIA LOZANO Paola	41.0:42.9	-	41.2:40.1	40.2:39.0	3	2	1	6	122.4:122 Q
3	CHN	TAO Yiwei	39.2:42.1	40.1:41.2	-	40.0:38.8	3	1	2	3	119.3:122.1
4	COL	ZAPATA MACHADO Valentina	40.1:42.9	39.0:40.2	38.8:40.0	-	3	0	3	0	117.9:123.1

Legend:

W Bouts won

L: Bouts lost

Q: Qualified



Results

As of FRI 8 AUG 2025

Bout number #1203

Winner	Name	NOC Code	Kata	Judges Marks							Score
				Judge 1	Judge 2	Judge 3	Judge 4	Judge 5	Judge 6	Judge 7	
X	GARCIA LOZANO Paola	ESP	092 Suparinpei	7.3	8.0	8.2	8.5	7.8	8.4	7.8	40.2
	ZAPATA MACHADO Valentina	COL	008 Chatanyara Kushanku	7.7	7.7	8.4	8.2	7.6	7.8	7.5	39.0



Results

As of FRI 8 AUG 2025

Bout number #1204

Winner	Name	NOC Code	Kata	Judges Marks							Score
				Judge 1	Judge 2	Judge 3	Judge 4	Judge 5	Judge 6	Judge 7	
	TAO Yiwei	CHN	009 Chibana No Kushanku	7.5	7.9	8.2	7.8	7.8	7.9	7.8	39.2
X	LAU Mo Sheung Grace	HKG	097 Tomari Bassai	7.9	7.6	8.7	8.7	8.2	9.0	8.6	42.1



Results

As of FRI 8 AUG 2025

Bout number #1207

Winner	Name	NOC Code	Kata	Judges Marks							Score
				Judge 1	Judge 2	Judge 3	Judge 4	Judge 5	Judge 6	Judge 7	
	ZAPATA MACHADO Valentina	COL	068 Papuren	7.5	7.7	7.7	7.7	8.4	7.7	8.0	38.8
X	TAO Yiwei	CHN	068 Papuren	7.9	8.1	8.1	8.0	8.2	7.9	7.8	40.0



Results

As of FRI 8 AUG 2025

Bout number #1208

Winner	Name	NOC Code	Kata	Judges Marks							Score
				Judge 1	Judge 2	Judge 3	Judge 4	Judge 5	Judge 6	Judge 7	
	GARCIA LOZANO Paola	ESP	047 Kururunfa	8.6	8.0	8.0	8.3	8.3	8.0	8.4	41.0
X	LAU Mo Sheung Grace	HKG	092 Suparinpei	9.1	8.2	8.6	8.0	8.8	8.4	8.9	42.9



Results

As of FRI 8 AUG 2025

Bout number #1211

Winner	Name	NOC Code	Kata	Judges Marks							Score
				Judge 1	Judge 2	Judge 3	Judge 4	Judge 5	Judge 6	Judge 7	
X	GARCIA LOZANO Paola	ESP	068 Papuren	8.5	8.0	7.6	8.0	8.3	8.7	8.4	41.2
	TAO Yiwei	CHN	002 Anan Dai	8.2	7.7	8.0	8.2	8.0	7.9	8.0	40.1



Results

As of FRI 8 AUG 2025

Bout number #1212

Winner	Name	NOC Code	Kata	Judges Marks							Score
				Judge 1	Judge 2	Judge 3	Judge 4	Judge 5	Judge 6	Judge 7	
	ZAPATA MACHADO Valentina	COL	092 Suparinpei	8.4	7.7	7.9	7.9	8.0	7.9	8.4	40.1
X	LAU Mo Sheung Grace	HKG	009 Chibana No Kushanku	8.9	8.1	8.1	8.6	8.5	9.2	8.8	42.9



Results

As of SAT 9 AUG 2025

Elimination Round - Pool A

Rank	NOC Code	Name	JPN	IRI	ITA	USA	Bouts	W	L	Points	Total	
1	JPN	ONO Maho	-	43.1:40.7	42.5:40.1	42.4:39.9	3	3	0	9	128:120.7	Q
2	IRI	SADEGHI DASTAK Fatemeh	40.7:43.1	-	41.2:40.9	40.5:40.0	3	2	1	6	122.4:124	Q
3	ITA	D'ONOFRIO Terryana	40.1:42.5	40.9:41.2	-	41.6:39.8	3	1	2	3	122.6:123.5	
4	USA	KOKUMAI Sakura	39.9:42.4	40.0:40.5	39.8:41.6	-	3	0	3	0	119.7:124.5	

Legend:

W Bouts won

L: Bouts lost

Q: Qualified



Results

As of FRI 8 AUG 2025

Bout number #1201

Winner	Name	NOC Code	Kata	Judges Marks							Score
				Judge 1	Judge 2	Judge 3	Judge 4	Judge 5	Judge 6	Judge 7	
X	SADEGHI DASTAK Fatemeh	IRI	092 Suparinpei	7.6	8.3	8.3	7.7	8.2	8.4	8.0	40.5
	KOKUMAI Sakura Emma	USA	009 Chibana No Kushanku	7.9	8.1	7.8	7.9	8.4	7.7	8.3	40.0



Results

As of FRI 8 AUG 2025

Bout number #1202

Winner	Name	NOC Code	Kata	Judges Marks							Score
				Judge 1	Judge 2	Judge 3	Judge 4	Judge 5	Judge 6	Judge 7	
	D'ONOFRIO Terryana	ITA	098 Unshu	7.8	8.5	8.1	7.7	7.9	8.3	8.0	40.1
X	ONO Maho	JPN	068 Papuren	8.1	8.8	8.7	8.1	8.6	9.0	8.3	42.5



Results

As of FRI 8 AUG 2025

Bout number #1205

Winner	Name	NOC Code	Kata	Judges Marks							Score
				Judge 1	Judge 2	Judge 3	Judge 4	Judge 5	Judge 6	Judge 7	
	KOKUMAI Sakura Emma	USA	008 Chatanyara Kushanku	8.3	7.8	8.1	7.9	7.9	8.1	7.7	39.8
X	D'ONOFRIO Terryana	ITA	068 Papuren	8.5	8.6	8.4	8.1	8.2	8.4	8.0	41.6



Results

As of FRI 8 AUG 2025

Bout number #1206

Winner	Name	NOC Code	Kata	Judges Marks							Score
				Judge 1	Judge 2	Judge 3	Judge 4	Judge 5	Judge 6	Judge 7	
	SADEGHI DASTAK Fatemeh	IRI	002 Anan Dai	8.0	8.4	8.3	8.0	8.4	7.8	8.0	40.7
X	ONO Maho	JPN	061 Nipaipo	8.3	9.0	8.7	8.6	9.1	8.4	8.4	43.1



Results

As of FRI 8 AUG 2025

Bout number #1209

Winner	Name	NOC Code	Kata	Judges Marks							Score
				Judge 1	Judge 2	Judge 3	Judge 4	Judge 5	Judge 6	Judge 7	
X	SADEGHI DASTAK Fatemeh	IRI	068 Papuren	8.0	8.2	8.7	8.3	8.2	7.9	8.5	41.2
	D'ONOFRIO Terryana	ITA	047 Kururunfa	7.8	8.0	8.5	8.6	7.9	8.3	8.2	40.9



Results

As of FRI 8 AUG 2025

Bout number #1210

Winner	Name	NOC Code	Kata	Judges Marks							Score
				Judge 1	Judge 2	Judge 3	Judge 4	Judge 5	Judge 6	Judge 7	
	KOKUMAI Sakura Emma	USA	068 Papuren	7.8	8.4	7.9	8.1	7.9	8.1	7.9	39.9
X	ONO Maho	JPN	092 Suparinpei	8.3	8.2	8.8	8.6	8.5	7.8	9.0	42.4



TWG
2025
CHENGDU



KICKBOXING

RESULTS BOOK

TABLE OF CONTENTS



29	Kickboxing	3334
29.1	Table of Contents	3335
29.2	Number of Entries by NOC	3342
29.3	Entry List by NOC	3344
29.4	Session Schedule	3348
29.4.1	Session Schedule 1	3348
29.4.2	Session Schedule 2	3352
29.4.3	Session Schedule 3	3354
29.5	Results Summary	3356
29.5.1	Results Summary 1	3356
29.5.2	Results Summary 2	3360
29.5.3	Results Summary 3	3362
29.6	Medallists by Event	3364
29.7	Medal Standings	3365
29.8	Men's K1 -63.5kg	3366
29.8.1	Entry List by Event	3367
29.8.2	Brackets	3368
29.8.3	Medallists	3369
29.8.4	Finals	3370
29.8.4.1	Bronze Medal Bout #3101 Results	3370
29.8.4.2	Gold Medal Bout #3107 Results	3371
29.8.5	Semifinals	3372
29.8.5.1	Bout #2103 Results	3372
29.8.5.2	Bout #2104 Results	3373
29.8.6	Quarterfinals	3374
29.8.6.1	Bout #1101 Results	3374
29.8.6.2	Bout #1102 Results	3375
29.8.6.3	Bout #1103 Results	3376
29.8.6.4	Bout #1104 Results	3377
29.9	Men's K1 -75kg	3378
29.9.1	Entry List by Event	3379
29.9.2	Brackets	3380
29.9.3	Medallists	3381
29.9.4	Finals	3382
29.9.4.1	Bronze Medal Bout #3103 Results	3382
29.9.4.2	Gold Medal Bout #3109 Results	3383
29.9.5	Semifinals	3384

RESULTS BOOK

TABLE OF CONTENTS

29.9.5.1	Bout #2107 Results	3384
29.9.5.2	Bout #2108 Results	3385
29.9.6	Quarterfinals	3386
29.9.6.1	Bout #1109 Results	3386
29.9.6.2	Bout #1110 Results	3387
29.9.6.3	Bout #1111 Results	3388
29.9.6.4	Bout #1112 Results	3389
29.10	Men's K1 +91kg	3390
29.10.1	Entry List by Event	3391
29.10.2	Brackets	3392
29.10.3	Medallists	3393
29.10.4	Finals	3394
29.10.4.1	Bronze Medal Bout #3105 Results	3394
29.10.4.2	Gold Medal Bout #3111 Results	3395
29.10.5	Semifinals	3396
29.10.5.1	Bout #2111 Results	3396
29.10.5.2	Bout #2112 Results	3397
29.10.6	Quarterfinals	3398
29.10.6.1	Bout #1117 Results	3398
29.10.6.2	Bout #1118 Results	3399
29.10.6.3	Bout #1119 Results	3400
29.10.6.4	Bout #1120 Results	3401
29.11	Men's Point Fighting -63kg	3402
29.11.1	Entry List by Event	3403
29.11.2	Brackets	3404
29.11.3	Medallists	3405
29.11.4	Finals	3406
29.11.4.1	Bronze Medal Bout #3202 Results	3406
29.11.4.2	Gold Medal Bout #3208 Results	3407
29.11.5	Semifinals	3408
29.11.5.1	Bout #2201 Results	3408
29.11.5.2	Bout #2202 Results	3409
29.11.6	Quarterfinals	3410
29.11.6.1	Bout #1205 Results	3410
29.11.6.2	Bout #1206 Results	3411
29.11.6.3	Bout #1207 Results	3412
29.11.6.4	Bout #1208 Results	3413
29.12	Men's Point Fighting -74kg	3414
29.12.1	Entry List by Event	3415
29.12.2	Brackets	3416
29.12.3	Medallists	3417
29.12.4	Finals	3418
29.12.4.1	Bronze Medal Bout #3204 Results	3418
29.12.4.2	Gold Medal Bout #3210 Results	3419

RESULTS BOOK

TABLE OF CONTENTS

29.12.5	Semifinals	3420
29.12.5.1	Bout #2205 Results	3420
29.12.5.2	Bout #2206 Results	3421
29.12.6	Quarterfinals	3422
29.12.6.1	Bout #1213 Results	3422
29.12.6.2	Bout #1214 Results	3423
29.12.6.3	Bout #1215 Results	3424
29.12.6.4	Bout #1216 Results	3425
29.13	Men's Point Fighting -84kg	3426
29.13.1	Entry List by Event	3427
29.13.2	Brackets	3428
29.13.3	Medallists	3429
29.13.4	Finals	3430
29.13.4.1	Bronze Medal Bout #3206 Results	3430
29.13.4.2	Gold Medal Bout #3212 Results	3431
29.13.5	Semifinals	3432
29.13.5.1	Bout #2209 Results	3432
29.13.5.2	Bout #2210 Results	3433
29.13.6	Quarterfinals	3434
29.13.6.1	Bout #1221 Results	3434
29.13.6.2	Bout #1222 Results	3435
29.13.6.3	Bout #1223 Results	3436
29.13.6.4	Bout #1224 Results	3437
29.14	Women's K1 -52kg	3438
29.14.1	Entry List by Event	3439
29.14.2	Brackets	3440
29.14.3	Medallists	3441
29.14.4	Finals	3442
29.14.4.1	Bronze Medal Bout #3102 Results	3442
29.14.4.2	Gold Medal Bout #3108 Results	3443
29.14.5	Semifinals	3444
29.14.5.1	Bout #2101 Results	3444
29.14.5.2	Bout #2102 Results	3445
29.14.6	Quarterfinals	3446
29.14.6.1	Bout #1105 Results	3446
29.14.6.2	Bout #1106 Results	3447
29.14.6.3	Bout #1107 Results	3448
29.14.6.4	Bout #1108 Results	3449
29.15	Women's K1 -60kg	3450
29.15.1	Entry List by Event	3451
29.15.2	Brackets	3452
29.15.3	Medallists	3453
29.15.4	Finals	3454
29.15.4.1	Bronze Medal Bout #3104 Results	3454

RESULTS BOOK

TABLE OF CONTENTS

29.15.4.2	Gold Medal Bout #3110 Results	3455
29.15.5	Semifinals	3456
29.15.5.1	Bout #2105 Results	3456
29.15.5.2	Bout #2106 Results	3457
29.15.6	Quarterfinals	3458
29.15.6.1	Bout #1113 Results	3458
29.15.6.2	Bout #1114 Results	3459
29.15.6.3	Bout #1115 Results	3460
29.15.6.4	Bout #1116 Results	3461
29.16	Women's K1 -70kg	3462
29.16.1	Entry List by Event	3463
29.16.2	Brackets	3464
29.16.3	Medallists	3465
29.16.4	Finals	3466
29.16.4.1	Bronze Medal Bout #3106 Results	3466
29.16.4.2	Gold Medal Bout #3112 Results	3467
29.16.5	Semifinals	3468
29.16.5.1	Bout #2109 Results	3468
29.16.5.2	Bout #2110 Results	3469
29.16.6	Quarterfinals	3470
29.16.6.1	Bout #1121 Results	3470
29.16.6.2	Bout #1122 Results	3471
29.16.6.3	Bout #1123 Results	3472
29.16.6.4	Bout #1124 Results	3473
29.17	Women's Point Fighting -50kg	3474
29.17.1	Entry List by Event	3475
29.17.2	Brackets	3476
29.17.3	Medallists	3477
29.17.4	Finals	3478
29.17.4.1	Bronze Medal Bout #3201 Results	3478
29.17.4.2	Gold Medal Bout #3207 Results	3479
29.17.5	Semifinals	3480
29.17.5.1	Bout #2203 Results	3480
29.17.5.2	Bout #2204 Results	3481
29.17.6	Quarterfinals	3482
29.17.6.1	Bout #1201 Results	3482
29.17.6.2	Bout #1202 Results	3483
29.17.6.3	Bout #1203 Results	3484
29.17.6.4	Bout #1204 Results	3485
29.18	Women's Point Fighting -60kg	3486
29.18.1	Entry List by Event	3487
29.18.2	Brackets	3488
29.18.3	Medallists	3489
29.18.4	Finals	3490

RESULTS BOOK

TABLE OF CONTENTS

29.18.4.1	Bronze Medal Bout #3203 Results	3490
29.18.4.2	Gold Medal Bout #3209 Results	3491
29.18.5	Semifinals	3492
29.18.5.1	Bout #2207 Results	3492
29.18.5.2	Bout #2208 Results	3493
29.18.6	Quarterfinals	3494
29.18.6.1	Bout #1209 Results	3494
29.18.6.2	Bout #1210 Results	3495
29.18.6.3	Bout #1211 Results	3496
29.18.6.4	Bout #1212 Results	3497
29.19	Women's Point Fighting -70kg	3498
29.19.1	Entry List by Event	3499
29.19.2	Brackets	3500
29.19.3	Medallists	3501
29.19.4	Finals	3502
29.19.4.1	Bronze Medal Bout #3205 Results	3502
29.19.4.2	Gold Medal Bout #3211 Results	3503
29.19.5	Semifinals	3504
29.19.5.1	Bout #2211 Results	3504
29.19.5.2	Bout #2212 Results	3505
29.19.6	Quarterfinals	3506
29.19.6.1	Bout #1217 Results	3506
29.19.6.2	Bout #1218 Results	3507
29.19.6.3	Bout #1219 Results	3508
29.19.6.4	Bout #1220 Results	3509



Number of Entries by NOC

As of MON 11 AUG 2025

NOC Code	Continent / NOC	Women							Men							Total
		K1 -52kg	K1 -60kg	K1 -70kg	Point Fighting -50kg	Point Fighting -60kg	Point Fighting -70kg	Total	K1 -63.5kg	K1 -75kg	K1 +91kg	Point Fighting -83kg	Point Fighting -74kg	Point Fighting -84kg	Total	
	Africa															
ALG	ALGERIA	0	1	0	0	0	0	1	0	0	0	0	0	0	0	1
EGY	EGYPT	0	0	1	0	0	0	1	0	0	1	0	0	0	1	2
MAD	MADAGASCAR	0	0	0	0	0	0	0	1	0	0	0	0	0	1	1
MAR	MOROCCO	1	0	0	0	0	0	1	0	1	0	0	0	0	1	2
RSA	SOUTH AFRICA	0	0	0	0	1	1	2	0	0	0	1	1	1	3	5
Total	Africa	1	1	1	0	1	1	5	1	1	1	1	1	1	6	11
	Asia															
INA	INDONESIA	0	1	0	1	0	0	2	0	0	0	0	0	0	0	2
IRQ	IRAQ	0	0	0	0	0	0	0	0	0	0	0	0	1	1	1
IRI	ISLAMIC REPUBLIC OF IRAN	0	0	0	0	0	1	1	0	0	0	0	0	0	0	1
CHN	PEOPLE'S REPUBLIC OF CHINA	1	1	0	1	0	0	3	0	0	1	0	1	0	2	5
PHI	PHILIPPINES	0	0	1	0	0	0	1	0	0	0	0	0	0	0	1
THA	THAILAND	0	0	0	0	0	0	0	1	0	0	0	0	0	1	1
UZB	UZBEKISTAN	0	0	0	0	1	1	2	1	1	1	1	1	0	5	7
VIE	VIETNAM	1	0	0	0	0	0	1	0	0	0	0	0	0	0	1
Total	Asia	2	2	1	2	1	2	10	2	1	2	1	2	1	9	19
	Europe															
AUT	AUSTRIA	0	0	0	0	0	0	0	0	0	0	0	1	1	2	2
AZE	AZERBAIJAN	0	0	0	0	0	0	0	1	0	0	0	0	0	1	1
BUL	BULGARIA	0	0	0	0	1	0	1	0	1	0	1	0	0	2	3
CZE	CZECHIA	1	0	0	0	0	0	1	0	0	0	0	0	0	0	1
FRA	FRANCE	0	0	0	0	0	0	0	0	0	1	0	0	0	1	1
GER	GERMANY	0	0	0	0	0	1	1	0	0	0	1	0	0	1	2
GBR	GREAT BRITAIN	0	0	0	0	1	1	2	0	0	0	0	0	1	1	3
GRE	GREECE	0	0	0	0	0	0	0	0	0	0	0	1	1	2	2
HUN	HUNGARY	0	0	1	1	0	1	3	0	1	0	1	1	0	3	6
IRL	IRELAND	0	0	0	0	0	0	0	0	0	0	0	0	1	1	1
ISR	ISRAEL	1	0	1	0	0	0	2	0	1	0	0	0	0	1	3
ITA	ITALY	0	0	0	1	1	0	2	0	0	0	1	0	0	1	3
MDA	MOLDOVA, REPUBLIC OF	0	0	0	0	0	0	0	1	0	0	0	0	0	1	1
NED	NETHERLANDS	0	1	0	0	0	0	1	0	0	0	0	1	0	1	2
POL	POLAND	0	0	0	0	0	0	0	0	1	1	0	0	0	2	2
POR	PORTUGAL	0	1	1	0	0	0	2	0	0	1	0	0	0	1	3
SRB	SERBIA	0	0	1	0	0	0	1	0	0	0	0	0	0	0	1



Number of Entries by NOC

As of MON 11 AUG 2025

NOC Code	Continent / NOC	Women							Men							Total
		K1 -52kg	K1 -60kg	K1 -70kg	Point Fighting -50kg	Point Fighting -60kg	Point Fighting -70kg	Total	K1 -63.5kg	K1 -75kg	K1 +91kg	Point Fighting -83kg	Point Fighting -74kg	Point Fighting -84kg	Total	
SVK	SLOVAKIA	0	1	0	0	1	0	2	0	0	0	0	0	0	0	2
SLO	SLOVENIA	0	0	0	1	0	1	2	0	0	0	0	0	0	0	2
SUI	SWITZERLAND	0	0	0	0	0	0	0	1	0	0	0	0	0	1	1
TUR	TURKIYE	1	0	0	1	0	0	2	0	0	1	0	0	0	1	3
UKR	UKRAINE	1	1	0	0	0	0	2	1	0	1	0	0	0	2	4
Total	Europe	4	4	4	4	4	4	24	4	4	5	4	4	4	25	49
	Oceania															
AUS	AUSTRALIA	0	0	0	1	0	0	1	0	0	0	0	0	0	0	1
NZL	NEW ZEALAND	0	0	1	0	1	0	2	0	0	0	0	0	0	0	2
Total	Oceania	0	0	1	1	1	0	3	0	0	0	0	0	0	0	3
	Pan America															
ARG	ARGENTINA	0	0	0	0	0	0	0	0	1	0	0	0	0	1	1
BRA	BRAZIL	1	1	1	0	0	0	3	1	0	0	0	0	0	1	4
CAN	CANADA	0	0	0	0	1	0	1	0	0	0	0	0	1	1	2
CHI	CHILE	0	0	0	0	0	0	0	0	0	0	1	0	0	1	1
GUA	GUATEMALA	0	0	0	1	0	0	1	0	0	0	0	1	0	1	2
MEX	MEXICO	0	0	0	0	0	1	1	0	0	0	1	0	1	2	3
USA	UNITED STATES OF AMERICA	0	0	0	0	0	0	0	0	1	0	0	0	0	1	1
Total	Pan America	1	1	1	1	1	1	6	1	2	0	2	1	2	8	14
Total		8	8	8	8	8	8	48	8	8	8	8	8	8	48	96



Entry List by NOC

As of MON 11 AUG 2025

NOC	Name	Event	Date of Birth
ALG - ALGERIA	MECHRAOUI Belkise	Women's K1 -60kg	24 MAR 2003
ARG - ARGENTINA	GARCIA Matias	Men's K1 -75kg	23 FEB 2001
AUS - AUSTRALIA	MORRISON Leasha	Women's Point Fighting -50kg	04 OCT 1992
AUT - AUSTRIA	SALZBURGER Noel	Men's Point Fighting -84kg	01 JUL 2005
	ZIMMERMANN Erik	Men's Point Fighting -74kg	01 AUG 2003
AZE - AZERBAIJAN	GULIYEV Amin	Men's K1 -63.5kg	28 MAR 2005
BRA - BRAZIL	MESTRINIER Vinicius	Men's K1 -63.5kg	30 NOV 1999
	BITENCOURT Suellen	Women's K1 -52kg	25 JUN 1996
	DE OLIVEIRA DE PAULA Jackeline	Women's K1 -60kg	03 APR 1998
	SOUSA SANTOS Carolina	Women's K1 -70kg	25 DEC 1986
BUL - BULGARIA	RADULOV Borislav	Men's Point Fighting -63kg	31 JAN 1999
	STOYANOV Dimitar	Men's K1 -75kg	27 NOV 1999
	GEORGIEVA Aleksandra	Women's Point Fighting -60kg	11 MAR 2004
CAN - CANADA	MORIN Dwayne	Men's Point Fighting -84kg	17 APR 2003
	MEJIA Keila	Women's Point Fighting -60kg	10 OCT 1990
CHI - CHILE	CORDOVA Kevin Eduardo	Men's Point Fighting -63kg	16 OCT 1995
CZE - CZECHIA	STRNADOVA Klara	Women's K1 -52kg	10 APR 1995
EGY - EGYPT	ABDELHADY ABDELSALAM Mohamed	Men's K1 +91kg	30 AUG 2005
	ABOUELKOMOSAN Ekram	Women's K1 -70kg	03 DEC 1996
FRA - FRANCE	COULIBALY Abdarhmane	Men's K1 +91kg	29 SEP 1985
GER - GERMANY	VICZIAN Roland	Men's Point Fighting -63kg	03 DEC 2000
	MEGERLE Stefanie	Women's Point Fighting -70kg	21 MAY 1996



Entry List by NOC

As of MON 11 AUG 2025

NOC	Name	Event	Date of Birth
GBR - GREAT BRITAIN			
	MEEKIN James	Men's Point Fighting -84kg	14 JUL 2003
	HARVEY Ellie	Women's Point Fighting -70kg	29 JUN 2005
	NEYENS Evelyn	Women's Point Fighting -60kg	16 MAR 1994
GRE - GREECE			
	ANASTASOPOULOS Konstantinos	Men's Point Fighting -74kg	02 SEP 2004
	ECONOMO Dimitrios	Men's Point Fighting -84kg	06 SEP 2003
GUA - GUATEMALA			
	SANTIAGO BENDELDT Jose	Men's Point Fighting -74kg	20 SEP 1988
	AGUILAR DEL CARMEN Soledad	Women's Point Fighting -50kg	12 SEP 2000
HUN - HUNGARY			
	BALINT Martin	Men's Point Fighting -74kg	29 OCT 2002
	NARDELOTTI Zoltan	Men's K1 -75kg	11 OCT 1997
	VERES Roland	Men's Point Fighting -63kg	28 JAN 1999
	BUSA Andrea	Women's Point Fighting -70kg	30 MAR 1993
	KERI Valentina	Women's K1 -70kg	21 DEC 1996
	TOROK Szonja	Women's Point Fighting -50kg	06 APR 1998
INA - INDONESIA			
	MASWARA Andi	Women's Point Fighting -50kg	23 SEP 1999
	NDAPATAKA Susanti	Women's K1 -60kg	11 AUG 1998
IRQ - IRAQ			
	AL-HILFI Ali Kareem Abdulzahra	Men's Point Fighting -84kg	22 JUN 1995
IRL - IRELAND			
	RYAN Garreth	Men's Point Fighting -84kg	08 DEC 1993
IRI - ISLAMIC REPUBLIC OF IRAN			
	IRANMANESH Negin	Women's Point Fighting -70kg	07 OCT 2003
ISR - ISRAEL			
	JODAH Osaid	Men's K1 -75kg	28 NOV 1998
	GROSSMAN Polina	Women's K1 -70kg	07 AUG 1999
	SACHKOV Yulia	Women's K1 -52kg	28 DEC 1998
ITA - ITALY			
	LANZILAO Gabriele	Men's Point Fighting -63kg	30 JAN 1998
	CECI Francesca	Women's Point Fighting -60kg	21 APR 2003
	TROVALUSCI Federica	Women's Point Fighting -50kg	08 SEP 1997
MAD - MADAGASCAR			
	NAMBININJANAHARY Mostepha	Men's K1 -63.5kg	26 SEP 2003



Entry List by NOC

As of MON 11 AUG 2025

NOC	Name	Event	Date of Birth
MEX - MEXICO			
	CAMPUZANO Raul	Men's Point Fighting -63kg	03 MAR 1999
	SOLORIO Hector	Men's Point Fighting -84kg	24 SEP 1998
	SANCHEZ Vanessa	Women's Point Fighting -70kg	01 DEC 2000
MDA - MOLDOVA, REPUBLIC OF			
	RENITA Stanislav	Men's K1 -63.5kg	26 SEP 1992
MAR - MOROCCO			
	ED-DYOURI Marouane	Men's K1 -75kg	03 SEP 2002
	EL MOUBARIK Meriem	Women's K1 -52kg	16 JUL 1991
NED - NETHERLANDS			
	BURKE Carvin Guiliano	Men's Point Fighting -74kg	11 JAN 1995
	BICKEL Valence	Women's K1 -60kg	09 JUL 1998
NZL - NEW ZEALAND			
	ROSIN Leonie	Women's K1 -70kg	16 JUL 2001
	ROSIN Pheline	Women's Point Fighting -60kg	01 MAY 2005
CHN - PEOPLE'S REPUBLIC OF CHINA			
	MENG Xiangshuo	Men's Point Fighting -74kg	01 FEB 2005
	SHI Haifeng	Men's K1 +91kg	20 APR 2000
	GENG Chunlei	Women's K1 -52kg	04 MAY 2000
	LIU Keyi	Women's Point Fighting -50kg	06 JUN 2006
	XU Tingting	Women's K1 -60kg	28 JAN 2002
PHI - PHILIPPINES			
	BACYADAN Hergie	Women's K1 -70kg	04 NOV 1994
POL - POLAND			
	CINAL Dominik	Men's K1 -75kg	24 FEB 2000
	DOCHOD Robert	Men's K1 +91kg	09 MAY 1996
POR - PORTUGAL			
	FERNANDES Iuri	Men's K1 +91kg	15 MAY 2001
	DIAS Catarina	Women's K1 -70kg	03 NOV 1998
	OLIVEIRA Sofia	Women's K1 -60kg	11 MAR 1998
SRB - SERBIA			
	KRSTIC Aleksandra	Women's K1 -70kg	08 JUN 1992
SVK - SLOVAKIA			
	CMAROVA Lucia	Women's K1 -60kg	17 APR 1991
	GORALCZYKOVA Michaela	Women's Point Fighting -60kg	27 APR 2003
SLO - SLOVENIA			



Entry List by NOC

As of MON 11 AUG 2025

NOC	Name	Event	Date of Birth
	BALOH Tina	Women's Point Fighting -70kg	20 JUN 2000
	BARADA Tyra	Women's Point Fighting -50kg	02 AUG 2004
RSA - SOUTH AFRICA			
	GETHING Matthew	Men's Point Fighting -84kg	07 FEB 2006
	MAHOMED Ahmad	Men's Point Fighting -63kg	28 MAR 2007
	MIA Muhammad	Men's Point Fighting -74kg	21 AUG 2001
	LOUW Sophia	Women's Point Fighting -70kg	07 NOV 2003
	VAN DER MESCHT Leanne Elizabeth	Women's Point Fighting -60kg	23 JAN 1994
SUI - SWITZERLAND			
	CARDENAS Emmanuel	Men's K1 -63.5kg	22 MAY 2006
THA - THAILAND			
	KONGTOOK Jakkrit	Men's K1 -63.5kg	10 JUL 1995
TUR - TURKIYE			
	OZER Emin	Men's K1 +91kg	01 NOV 2004
	AZIZOGLU Feyzanur	Women's K1 -52kg	04 JAN 2001
	KILINC Aybuke	Women's Point Fighting -50kg	13 JAN 2001
UKR - UKRAINE			
	MAZUR Hlib	Men's K1 -63.5kg	24 JUL 2003
	SHCHERBATIUK Roman	Men's K1 +91kg	26 JUN 1997
	IVANOVA Daryna	Women's K1 -52kg	29 JUN 1989
	MARTYNIUK Alina	Women's K1 -60kg	07 MAR 2000
USA - UNITED STATES OF AMERICA			
	SCHLEICHER Anthony	Men's K1 -75kg	25 FEB 1994
UZB - UZBEKISTAN			
	BARATOV Khusankhon	Men's K1 +91kg	31 MAR 1992
	KOSOLAPOV Sergey	Men's Point Fighting -63kg	04 MAR 2002
	MIRZAEV Masrurbek	Men's Point Fighting -74kg	24 MAR 2006
	RAYIMJONOV Davlatbek	Men's K1 -75kg	18 JUN 2002
	SODIKOV Asilbek	Men's K1 -63.5kg	19 JUN 2003
	CHORIEVA Malika	Women's Point Fighting -70kg	03 JUN 2002
	KOSOLAPOVA Dilrabo	Women's Point Fighting -60kg	04 JUN 2002
VIE - VIETNAM			
	TRIEU Thi Phuong Thuy	Women's K1 -52kg	17 JUN 2000



Session Schedule

As of MON 11 AUG 2025

SESSION 1 - Ring

Contest No	Weight Category	Round	Color	Name	NOC Code	Points	Winner	Results Code
1101	MEN'S K1 -63.5KG	Quarterfinals	RED	MAZUR Hlib	UKR			
			BLUE	MESTRINIER Vinicius	BRA			
1102	MEN'S K1 -63.5KG	Quarterfinals	RED	KONGTOOK Jakkrit	THA			
			BLUE	RENITA Stanislav	MDA			
1103	MEN'S K1 -63.5KG	Quarterfinals	RED	CARDENAS Emmanuel	SUI			
			BLUE	SODIKOV Asilbek	UZB			
1104	MEN'S K1 -63.5KG	Quarterfinals	RED	NAMBININJANAHAARY Mostepha	MAD			
			BLUE	GULIYEV Amin	AZE			
1105	WOMEN'S K1 -52KG	Quarterfinals	RED	SACHKOV Yulia	ISR			
			BLUE	EL MOUBARIK Meriem	MAR			
1106	WOMEN'S K1 -52KG	Quarterfinals	RED	GENG Chunlei	CHN			
			BLUE	IVANOVA Daryna	UKR			
1107	WOMEN'S K1 -52KG	Quarterfinals	RED	AZIZOGLU Feyzanur	TUR			
			BLUE	TRIEU Thi Phuong Thuy	VIE			
1108	WOMEN'S K1 -52KG	Quarterfinals	RED	BITENCOURT Suellen	BRA			
			BLUE	STRNADOVA Klara	CZE			
1109	MEN'S K1 -75KG	Quarterfinals	RED	STOYANOV Dimitar	BUL			
			BLUE	RAYIMJONOV Davlatbek	UZB			
1110	MEN'S K1 -75KG	Quarterfinals	RED	GARCIA Matias	ARG			
			BLUE	CINAL Dominik	POL			
1111	MEN'S K1 -75KG	Quarterfinals	RED	NARDELOTTI Zoltan	HUN			
			BLUE	SCHLEICHER Anthony	USA			
1112	MEN'S K1 -75KG	Quarterfinals	RED	ED-DYOURI Marouane	MAR			
			BLUE	JODAH Osaïd	ISR			
1113	WOMEN'S K1 -60KG	Quarterfinals	RED	BICKEL Valence	NED			
			BLUE	MECHRAOUI Belkise	ALG			
1114	WOMEN'S K1 -60KG	Quarterfinals	RED	XU Tingting	CHN			
			BLUE	MARTYNIUK Alina	UKR			
1115	WOMEN'S K1 -60KG	Quarterfinals	RED	OLIVEIRA Sofia	POR			
			BLUE	NDAPATAKA Susanti	INA			
1116	WOMEN'S K1 -60KG	Quarterfinals	RED	DE OLIVEIRA DE PAULA Jackeline	BRA			
			BLUE	CMAROVA Lucia	SVK			
1117	MEN'S K1 +91KG	Quarterfinals	RED	SHCHERBATIUK Roman	UKR			
			BLUE	ABDELHADY ABDELSALAM Mohamed	EGY			
1118	MEN'S K1 +91KG	Quarterfinals	RED	SHI Haifeng	CHN			
			BLUE	COULIBALY Abdarhmane	FRA			
1119	MEN'S K1 +91KG	Quarterfinals	RED	FERNANDES Iuri	POR			
			BLUE	BARATOV Khusankhon	UZB			
1120	MEN'S K1 +91KG	Quarterfinals	RED	DOCHOD Robert	POL			
			BLUE	OZER Emin	TUR			
1121	WOMEN'S K1 -70KG	Quarterfinals	RED	GROSSMAN Polina	ISR			
			BLUE	ROSIN Leonie	NZL			
1122	WOMEN'S K1 -70KG	Quarterfinals	RED	ABOUELKOMOSAN Ekram	EGY			
			BLUE	KRSTIC Aleksandra	SRB			



Session Schedule

As of MON 11 AUG 2025

SESSION 1 - Ring

Contest No	Weight Category	Round	Color	Name	NOC Code	Points	Winner	Results Code
1123	WOMEN'S K1 -70KG	Quarterfinals	RED	KERI Valentina	HUN			
			BLUE	BACYADAN Hergie	PHI			
1124	WOMEN'S K1 -70KG	Quarterfinals	RED	SOUSA SANTOS Carolina	BRA			
			BLUE	DIAS Catarina	POR			



Session Schedule

As of MON 11 AUG 2025

SESSION 1 - Tatami

Contest No	Weight Category	Round	Color	Name	NOC Code	Points	Winner	Results Code
1201	WOMEN'S POINT FIGHTING -50KG	Quarterfinals	RED	TROVALUSCI Federica	ITA			
			BLUE	MORRISON Leasha	AUS			
1202	WOMEN'S POINT FIGHTING -50KG	Quarterfinals	RED	LIU Keyi	CHN			
			BLUE	BARADA Tyra	SLO			
1203	WOMEN'S POINT FIGHTING -50KG	Quarterfinals	RED	KILINC Aybuke	TUR			
			BLUE	MASWARA Andi	INA			
1204	WOMEN'S POINT FIGHTING -50KG	Quarterfinals	RED	AGUILAR DEL CARMEN Soledad	GUA			
			BLUE	TOROK Szonja	HUN			
1205	MEN'S POINT FIGHTING -63KG	Quarterfinals	RED	VERES Roland	HUN			
			BLUE	KOSOLAPOV Sergey	UZB			
1206	MEN'S POINT FIGHTING -63KG	Quarterfinals	RED	CORDOVA Kevin Eduardo	CHI			
			BLUE	VICZIAN Roland	GER			
1207	MEN'S POINT FIGHTING -63KG	Quarterfinals	RED	LANZILAO Gabriele	ITA			
			BLUE	CAMPUZANO Raul	MEX			
1208	MEN'S POINT FIGHTING -63KG	Quarterfinals	RED	MAHOMED Ahmad	RSA			
			BLUE	RADULOV Borislav	BUL			
1209	WOMEN'S POINT FIGHTING -60KG	Quarterfinals	RED	CECI Francesca	ITA			
			BLUE	VAN DER MESCHT Leanne Elizabeth	RSA			
1210	WOMEN'S POINT FIGHTING -60KG	Quarterfinals	RED	MEJIA Keila	CAN			
			BLUE	NEYENS Evelyn	GBR			
1211	WOMEN'S POINT FIGHTING -60KG	Quarterfinals	RED	GORALCZYKOVA Michaela	SVK			
			BLUE	KOSOLAPOVA Dilrabo	UZB			
1212	WOMEN'S POINT FIGHTING -60KG	Quarterfinals	RED	ROSIN Pheline	NZL			
			BLUE	GEORGIEVA Aleksandra	BUL			
1213	MEN'S POINT FIGHTING -74KG	Quarterfinals	RED	BALINT Martin	HUN			
			BLUE	SANTIAGO BENDFELDT Jose	GUA			
1214	MEN'S POINT FIGHTING -74KG	Quarterfinals	RED	MENG Xiangshuo	CHN			
			BLUE	ANASTASOPOULOS Konstantinos	GRE			
1215	MEN'S POINT FIGHTING -74KG	Quarterfinals	RED	BURKE Carvin Guiliano	NED			
			BLUE	MIRZAEV Masurbek	UZB			
1216	MEN'S POINT FIGHTING -74KG	Quarterfinals	RED	MIA Muhammad	RSA			
			BLUE	ZIMMERMANN Erik	AUT			
1217	WOMEN'S POINT FIGHTING -70KG	Quarterfinals	RED	MEGERLE Stefanie	GER			
			BLUE	SANCHEZ Vanessa	MEX			
1218	WOMEN'S POINT FIGHTING -70KG	Quarterfinals	RED	IRANMANESH Negin	IRI			
			BLUE	BALOH Tina	SLO			
1219	WOMEN'S POINT FIGHTING -70KG	Quarterfinals	RED	HARVEY Ellie	GBR			
			BLUE	CHORIEVA Malika	UZB			
1220	WOMEN'S POINT FIGHTING -70KG	Quarterfinals	RED	LOUW Sophia	RSA			
			BLUE	BUSA Andrea	HUN			
1221	MEN'S POINT FIGHTING -84KG	Quarterfinals	RED	ECONOMO Dimitrios	GRE			
			BLUE	AL-HILFI Ali Kareem Abdulzahra	IRQ			
1222	MEN'S POINT FIGHTING -84KG	Quarterfinals	RED	MORIN Dwayne	CAN			
			BLUE	SALZBURGER Noel	AUT			



Session Schedule

As of MON 11 AUG 2025

SESSION 1 - Tatami

Contest No	Weight Category	Round	Color	Name	NOC Code	Points	Winner	Results Code
1223	MEN'S POINT FIGHTING -84KG	Quarterfinals	RED	RYAN Garreth	IRL			
			BLUE	SOLORIO Hector	MEX			
1224	MEN'S POINT FIGHTING -84KG	Quarterfinals	RED	GETHING Matthew	RSA			
			BLUE	MEEKIN James	GBR			



Session Schedule

As of TUE 12 AUG 2025

SESSION 2 - Ring

Contest No	Weight Category	Round	Color	Name	NOC Code	Points	Winner	Results Code
2101	WOMEN'S K1 -52KG	Semifinals	RED	SACHKOV Yulia	ISR			
			BLUE	IVANOVA Daryna	UKR			
2102	WOMEN'S K1 -52KG	Semifinals	RED	AZIZOGLU Feyzanur	TUR			
			BLUE	STRNADOVA Klara	CZE			
2103	MEN'S K1 -63.5KG	Semifinals	RED	MAZUR Hlib	UKR			
			BLUE	KONGTOOK Jakkrit	THA			
2104	MEN'S K1 -63.5KG	Semifinals	RED	SODIKOV Asilbek	UZB			
			BLUE	GULIYEV Amin	AZE			
2105	WOMEN'S K1 -60KG	Semifinals	RED	BICKEL Valence	NED			
			BLUE	MARTYNIUK Alina	UKR			
2106	WOMEN'S K1 -60KG	Semifinals	RED	NDAPATAKA Susanti	INA			
			BLUE	CMAROVA Lucia	SVK			
2107	MEN'S K1 -75KG	Semifinals	RED	STOYANOV Dimitar	BUL			
			BLUE	CINAL Dominik	POL			
2108	MEN'S K1 -75KG	Semifinals	RED	SCHLEICHER Anthony	USA			
			BLUE	JODAH Osaïd	ISR			
2109	WOMEN'S K1 -70KG	Semifinals	RED	GROSSMAN Polina	ISR			
			BLUE	KRSTIC Aleksandra	SRB			
2110	WOMEN'S K1 -70KG	Semifinals	RED	BACYADAN Hergie	PHI			
			BLUE	DIAS Catarina	POR			
2111	MEN'S K1 +91KG	Semifinals	RED	SHCHERBATIUK Roman	UKR			
			BLUE	COULIBALY Abdarhmane	FRA			
2112	MEN'S K1 +91KG	Semifinals	RED	BARATOV Khusankhon	UZB			
			BLUE	OZER Emin	TUR			



Session Schedule

As of TUE 12 AUG 2025

SESSION 2 - Tatami

Contest No	Weight Category	Round	Color	Name	NOC Code	Points	Winner	Results Code
2201	MEN'S POINT FIGHTING -63KG	Semifinals	RED	VERES Roland	HUN			
			BLUE	VICZIAN Roland	GER			
2202	MEN'S POINT FIGHTING -63KG	Semifinals	RED	LANZILAO Gabriele	ITA			
			BLUE	RADULOV Borislav	BUL			
2203	WOMEN'S POINT FIGHTING -50KG	Semifinals	RED	TROVALUSCI Federica	ITA			
			BLUE	BARADA Tyra	SLO			
2204	WOMEN'S POINT FIGHTING -50KG	Semifinals	RED	KILINC Aybuke	TUR			
			BLUE	AGUILAR DEL CARMEN Soledad	GUA			
2205	MEN'S POINT FIGHTING -74KG	Semifinals	RED	SANTIAGO BENDFELDT Jose	GUA			
			BLUE	ANASTASOPOULOS Konstantinos	GRE			
2206	MEN'S POINT FIGHTING -74KG	Semifinals	RED	BURKE Carvin Guiliano	NED			
			BLUE	ZIMMERMANN Erik	AUT			
2207	WOMEN'S POINT FIGHTING -60KG	Semifinals	RED	CECI Francesca	ITA			
			BLUE	NEYENS Evelyn	GBR			
2208	WOMEN'S POINT FIGHTING -60KG	Semifinals	RED	GORALCZYKOVA Michaela	SVK			
			BLUE	GEORGIEVA Aleksandra	BUL			
2209	MEN'S POINT FIGHTING -84KG	Semifinals	RED	ECONOMO Dimitrios	GRE			
			BLUE	MORIN Dwayne	CAN			
2210	MEN'S POINT FIGHTING -84KG	Semifinals	RED	SOLORIO Hector	MEX			
			BLUE	MEEKIN James	GBR			
2211	WOMEN'S POINT FIGHTING -70KG	Semifinals	RED	MEGERLE Stefanie	GER			
			BLUE	BALOH Tina	SLO			
2212	WOMEN'S POINT FIGHTING -70KG	Semifinals	RED	HARVEY Ellie	GBR			
			BLUE	BUSA Andrea	HUN			



Session Schedule

As of WED 13 AUG 2025

SESSION 3 - Ring

Contest No	Weight Category	Round	Color	Name	NOC Code	Points	Winner	Results Code
3101	MEN'S K1 -63.5KG	Bronze Medal Match	RED	KONGTOOK Jakkrit	THA			
			BLUE	SODIKOV Asilbek	UZB			
3102	WOMEN'S K1 -52KG	Bronze Medal Match	RED	IVANOVA Daryna	UKR			
			BLUE	AZIZOGLU Feyzanur	TUR			
3103	MEN'S K1 -75KG	Bronze Medal Match	RED	CINAL Dominik	POL			
			BLUE	SCHLEICHER Anthony	USA			
3104	WOMEN'S K1 -60KG	Bronze Medal Match	RED	MARTYNIUK Alina	UKR			
			BLUE	NDAPATAKA Susanti	INA			
3105	MEN'S K1 +91KG	Bronze Medal Match	RED	COULIBALY Abdarhmane	FRA			
			BLUE	BARATOV Khusankhon	UZB			
3106	WOMEN'S K1 -70KG	Bronze Medal Match	RED	KRSTIC Aleksandra	SRB			
			BLUE	BACYADAN Hergie	PHI			
3107	MEN'S K1 -63.5KG	Gold Medal Match	RED	MAZUR Hlib	UKR			
			BLUE	GULIYEV Amin	AZE			
3108	WOMEN'S K1 -52KG	Gold Medal Match	RED	SACHKOV Yulia	ISR			
			BLUE	STRNADOVA Klara	CZE			
3109	MEN'S K1 -75KG	Gold Medal Match	RED	STOYANOV Dimitar	BUL			
			BLUE	JODAH Osaid	ISR			
3110	WOMEN'S K1 -60KG	Gold Medal Match	RED	BICKEL Valence	NED			
			BLUE	CMAROVA Lucia	SVK			
3111	MEN'S K1 +91KG	Gold Medal Match	RED	SHCHERBATIUK Roman	UKR			
			BLUE	OZER Emin	TUR			
3112	WOMEN'S K1 -70KG	Gold Medal Match	RED	GROSSMAN Polina	ISR			
			BLUE	DIAS Catarina	POR			



Session Schedule

As of WED 13 AUG 2025

SESSION 3 - Tatami

Contest No	Weight Category	Round	Color	Name	NOC Code	Points	Winner	Results Code
3201	WOMEN'S POINT FIGHTING -50KG	Bronze Medal Match	RED	BARADA Tyra	SLO			
			BLUE	AGUILAR DEL CARMEN Soledad	GUA			
3202	MEN'S POINT FIGHTING -63KG	Bronze Medal Match	RED	VICZIAN Roland	GER			
			BLUE	RADULOV Borislav	BUL			
3203	WOMEN'S POINT FIGHTING -60KG	Bronze Medal Match	RED	CECI Francesca	ITA			
			BLUE	GORALCZYKOVA Michaela	SVK			
3204	MEN'S POINT FIGHTING -74KG	Bronze Medal Match	RED	ANASTASOPOULOS Konstantinos	GRE			
			BLUE	BURKE Carvin Guiliano	NED			
3205	WOMEN'S POINT FIGHTING -70KG	Bronze Medal Match	RED	BALOH Tina	SLO			
			BLUE	HARVEY Ellie	GBR			
3206	MEN'S POINT FIGHTING -84KG	Bronze Medal Match	RED	MORIN Dwayne	CAN			
			BLUE	MEEKIN James	GBR			
3207	WOMEN'S POINT FIGHTING -50KG	Gold Medal Match	RED	TROVALUSCI Federica	ITA			
			BLUE	KILINC Aybuke	TUR			
3208	MEN'S POINT FIGHTING -63KG	Gold Medal Match	RED	VERES Roland	HUN			
			BLUE	LANZILAO Gabriele	ITA			
3209	WOMEN'S POINT FIGHTING -60KG	Gold Medal Match	RED	NEYENS Evelyn	GBR			
			BLUE	GEORGIEVA Aleksandra	BUL			
3210	MEN'S POINT FIGHTING -74KG	Gold Medal Match	RED	SANTIAGO BENDFELDT Jose	GUA			
			BLUE	ZIMMERMANN Erik	AUT			
3211	WOMEN'S POINT FIGHTING -70KG	Gold Medal Match	RED	MEGERLE Stefanie	GER			
			BLUE	BUSA Andrea	HUN			
3212	MEN'S POINT FIGHTING -84KG	Gold Medal Match	RED	ECONOMO Dimitrios	GRE			
			BLUE	SOLORIO Hector	MEX			



Results Summary

As of TUE 12 AUG 2025

SESSION 1 - Ring

Contest No	Weight Category	Round	Color	Name	NOC Code	Points	Winner	Dec.	Officials
1101	MEN'S K1 -63.5KG	Quarterfinals	RED	MAZUR Hlib	UKR	1	X	KO	R/J:FIN J:SVK J:CRO J:BUL
			BLUE	MESTRINIER Vinicius	BRA	1			
1102	MEN'S K1 -63.5KG	Quarterfinals	RED	KONGTOOK Jakkrit	THA	3	X	KO	R/J:FIN J:SVK J:CRO J:BUL
			BLUE	RENITA Stanislav	MDA	0			
1103	MEN'S K1 -63.5KG	Quarterfinals	RED	CARDENAS Emmanuel	SUI	0		KO	R/J:ISR J:KOR J:USA J:BUL
			BLUE	SODIKOV Asilbek	UZB	3	X		
1104	MEN'S K1 -63.5KG	Quarterfinals	RED	NAMBININJANA HARY Mostepha	MAD	0		WP	R/J:ISR J:KOR J:USA J:BUL
			BLUE	GULIYEV Amin	AZE	3	X		
1105	WOMEN'S K1 -52KG	Quarterfinals	RED	SACHKOV Yulia	ISR	3	X	WP	R/J:SVK J:CRO J:KOR J:USA
			BLUE	EL MOUBARIK Meriem	MAR	0			
1106	WOMEN'S K1 -52KG	Quarterfinals	RED	GENG Chunlei	CHN	0		WP	R/J:SVK J:CRO J:KOR J:USA
			BLUE	IVANOVA Daryna	UKR	3	X		
1107	WOMEN'S K1 -52KG	Quarterfinals	RED	AZIZOGLU Feyzanur	TUR	3	X	WP	R/J:KOR J:CRO J:ISR J:BUL
			BLUE	TRIEU Thi Phuong Thuy	VIE	0			
1108	WOMEN'S K1 -52KG	Quarterfinals	RED	BITENCOURT Suellen	BRA	0		WP	R/J:KOR J:CRO J:ISR J:BUL
			BLUE	STRNADOVA Klara	CZE	3	X		
1109	MEN'S K1 -75KG	Quarterfinals	RED	STOYANOV Dimitar	BUL	3	X	KO	R/J:FIN J:KOR J:USA J:ISR
			BLUE	RAYIMJONOV Davlatbek	UZB	0			
1110	MEN'S K1 -75KG	Quarterfinals	RED	GARCIA Matias	ARG	0		WP	R/J:FIN J:KOR J:USA J:ISR
			BLUE	CINAL Dominik	POL	3	X		
1111	MEN'S K1 -75KG	Quarterfinals	RED	NARDELOTTI Zoltan	HUN	1		WP	R/J:SVK J:CRO J:BUL J:CHN
			BLUE	SCHLEICHER Anthony	USA	2	X		
1112	MEN'S K1 -75KG	Quarterfinals	RED	ED-DYOURI Marouane	MAR	0		WP	R/J:SVK J:CRO J:BUL J:CHN
			BLUE	JODAH Osaïd	ISR	3	X		
1113	WOMEN'S K1 -60KG	Quarterfinals	RED	BICKEL Valence	NED	3	X	WP	R/J:KOR J:CRO J:USA J:ISR
			BLUE	MECHRAOUI Belkise	ALG	0			
1114	WOMEN'S K1 -60KG	Quarterfinals	RED	XU Tingting	CHN	0		WP	R/J:KOR J:CRO J:USA J:ISR
			BLUE	MARTYNIUK Alina	UKR	3	X		
1115	WOMEN'S K1 -60KG	Quarterfinals	RED	OLIVEIRA Sofia	POR	1		WP	R/J:USA J:KOR J:BUL J:CHN
			BLUE	NDAPATAKA Susanti	INA	2	X		
1116	WOMEN'S K1 -60KG	Quarterfinals	RED	DE OLIVEIRA DE PAULA Jackeline	BRA	1		WP	R/J:USA J:KOR J:BUL J:CHN
			BLUE	CMAROVA Lucia	SVK	2	X		
1117	MEN'S K1 +91KG	Quarterfinals	RED	SHCHERBATIUK Roman	UKR	3	X	WP	R/J:CRO J:SVK J:BUL J:ISR
			BLUE	ABDELHADY ABDELSALAM Mohamed	EGY	0			
1118	MEN'S K1 +91KG	Quarterfinals	RED	SHI Haifeng	CHN	0		WP	R/J:CRO J:SVK J:BUL J:ISR
			BLUE	COULIBALY Abdarhmane	FRA	3	X		
1119	MEN'S K1 +91KG	Quarterfinals	RED	FERNANDES Iuri	POR	1		WP	R/J:BUL J:KOR J:USA J:ISR
			BLUE	BARATOV Khusankhon	UZB	2	X		
1120	MEN'S K1 +91KG	Quarterfinals	RED	DOCHOD Robert	POL	1		WP	R/J:BUL J:KOR J:USA J:ISR
			BLUE	OZER Emin	TUR	2	X		
1121	WOMEN'S K1 -70KG	Quarterfinals	RED	GROSSMAN Polina	ISR	3	X	WP	R/J:SVK J:CRO J:USA J:BUL
			BLUE	ROSIN Leonie	NZL	0			
1122	WOMEN'S K1 -70KG	Quarterfinals	RED	ABOUELKOMOSAN Ekram	EGY	0		WP	R/J:SVK J:CRO J:USA J:BUL
			BLUE	KRSTIC Aleksandra	SRB	3	X		



Results Summary

As of TUE 12 AUG 2025

SESSION 1 - Ring

Contest No	Weight Category	Round	Color	Name	NOC Code	Points	Winner	Dec.	Officials
1123	WOMEN'S K1 -70KG	Quarterfinals	RED	KERI Valentina	HUN	0		WP	R/J:KOR J:CRO J:ISR J:CHN
			BLUE	BACYADAN Hergie	PHI	3	X		
1124	WOMEN'S K1 -70KG	Quarterfinals	RED	SOUSA SANTOS Carolina	BRA	0		WP	R/J:KOR J:CRO J:ISR J:CHN
			BLUE	DIAS Catarina	POR	3	X		



Results Summary

As of TUE 12 AUG 2025

SESSION 1 - Tatami

Contest No	Weight Category	Round	Color	Name	NOC Code	Points	Winner	Dec.	Officials
1201	WOMEN'S POINT FIGHTING -50KG	Quarterfinals	RED	TROVALUSCI Federica	ITA	13	X	WP	R/J:GRE J:CAN J:GER
			BLUE	MORRISON Leasha	AUS	3			
1202	WOMEN'S POINT FIGHTING -50KG	Quarterfinals	RED	LIU Keyi	CHN	0		WP	R/J:ITA J:UAE J:BEL
			BLUE	BARADA Tyra	SLO	10	X		
1203	WOMEN'S POINT FIGHTING -50KG	Quarterfinals	RED	KILINC Aybuke	TUR	12	X	WP	R/J:CRO J:CAN J:NOR
			BLUE	MASWARA Andi	INA	2			
1204	WOMEN'S POINT FIGHTING -50KG	Quarterfinals	RED	AGUILAR DEL CARMEN Soledad	GUA	9	X	WP	R/J:CAN J:GER J:GRE
			BLUE	TOROK Szonja	HUN	8			
1205	MEN'S POINT FIGHTING -63KG	Quarterfinals	RED	VERES Roland	HUN	11	X	WP	R/J:ITA J:BEL J:CRO
			BLUE	KOSOLOPOV Sergey	UZB	1			
1206	MEN'S POINT FIGHTING -63KG	Quarterfinals	RED	CORDOVA Kevin Eduardo	CHI	1		WP	R/J:CAN J:GRE J:UAE
			BLUE	VICZIAN Roland	GER	11	X		
1207	MEN'S POINT FIGHTING -63KG	Quarterfinals	RED	LANZILAO Gabriele	ITA	9	X	WP	R/J:GER J:CRO J:NOR
			BLUE	CAMPUZANO Raul	MEX	3			
1208	MEN'S POINT FIGHTING -63KG	Quarterfinals	RED	MAHOMED Ahmad	RSA	5		WP	R/J:ITA J:UAE J:BEL
			BLUE	RADULOV Borislav	BUL	15	X		
1209	WOMEN'S POINT FIGHTING -60KG	Quarterfinals	RED	CECI Francesca	ITA	10	X	WP	R/J:GRE J:CAN J:CRO
			BLUE	VAN DER MESCHT Leanne Elizabeth	RSA	0			
1210	WOMEN'S POINT FIGHTING -60KG	Quarterfinals	RED	MEJIA Keila	CAN	8		WP	R/J:GER J:ITA J:GRE
			BLUE	NEYENS Evelyn	GBR	16	X		
1211	WOMEN'S POINT FIGHTING -60KG	Quarterfinals	RED	GORALCZYKOVA Michaela	SVK	14	X	WP	R/J:CRO J:CAN J:UAE
			BLUE	KOSOLOPOVA Dilrabo	UZB	5			
1212	WOMEN'S POINT FIGHTING -60KG	Quarterfinals	RED	ROSIN Pheline	NZL	2		WP	R/J:BEL J:CRO J:GER
			BLUE	GEORGIEVA Aleksandra	BUL	12	X		
1213	MEN'S POINT FIGHTING -74KG	Quarterfinals	RED	BALINT Martin	HUN	10		WP	R/J:CAN J:ITA J:GRE
			BLUE	SANTIAGO BENDFELDT Jose	GUA	11	X		
1214	MEN'S POINT FIGHTING -74KG	Quarterfinals	RED	MENG Xiangshuo	CHN	-1		WP	R/J:BEL J:CAN J:UAE
			BLUE	ANASTASOPOULOS Konstantinos	GRE	9	X		
1215	MEN'S POINT FIGHTING -74KG	Quarterfinals	RED	BURKE Carvin Guiliano	NED	15	X	WP	R/J:GER J:ITA J:GRE
			BLUE	MIRZAEV Masrurbek	UZB	5			
1216	MEN'S POINT FIGHTING -74KG	Quarterfinals	RED	MIA Muhammad	RSA	0		WP	R/J:CAN J:CRO J:GER
			BLUE	ZIMMERMANN Erik	AUT	10	X		
1217	WOMEN'S POINT FIGHTING -70KG	Quarterfinals	RED	MEGERLE Stefanie	GER	13	X	WP	R/J:GRE J:CRO J:UAE
			BLUE	SANCHEZ Vanessa	MEX	6			
1218	WOMEN'S POINT FIGHTING -70KG	Quarterfinals	RED	IRANMANESH Negin	IRI	-1		WP	R/J:ITA J:CAN J:BEL
			BLUE	BALOH Tina	SLO	10	X		
1219	WOMEN'S POINT FIGHTING -70KG	Quarterfinals	RED	HARVEY Ellie	GBR	11	X	WP	R/J:CRO J:NOR J:GER
			BLUE	CHORIEVA Malika	UZB	1			
1220	WOMEN'S POINT FIGHTING -70KG	Quarterfinals	RED	LOUW Sophia	RSA	1		WP	R/J:BEL J:ITA J:UAE
			BLUE	BUSA Andrea	HUN	11	X		
1221	MEN'S POINT FIGHTING -84KG	Quarterfinals	RED	ECONOMO Dimitrios	GRE	9	X	WP	R/J:GER J:CRO J:CAN
			BLUE	AL-HILFI Ali Kareem Abdulzahra	IRQ	-2			
1222	MEN'S POINT FIGHTING -84KG	Quarterfinals	RED	MORIN Dwayne	CAN	17	X	WP	R/J:GRE J:ITA J:GER
			BLUE	SALZBURGER Noel	AUT	11			



Results Summary

As of TUE 12 AUG 2025

SESSION 1 - Tatami

Contest No	Weight Category	Round	Color	Name	NOC Code	Points	Winner	Dec.	Officials
1223	MEN'S POINT FIGHTING -84KG	Quarterfinals	RED	RYAN Garreth	IRL	14		WP	R/J:CRO J:GRE J:BEL
			BLUE	SOLORIO Hector	MEX	22	X		
1224	MEN'S POINT FIGHTING -84KG	Quarterfinals	RED	GETHING Matthew	RSA	3		WP	R/J:ITA J:NOR J:UAE
			BLUE	MEEKIN James	GBR	13	X		



Results Summary

As of WED 13 AUG 2025

SESSION 2 - Ring

Contest No	Weight Category	Round	Color	Name	NOC Code	Points	Winner	Dec.	Officials
2101	WOMEN'S K1 -52KG	Semifinals	RED	SACHKOV Yulia	ISR	3	X	WP	R/J:KOR J:SVK J:USA J:BUL
			BLUE	IVANOVA Daryna	UKR	0			
2102	WOMEN'S K1 -52KG	Semifinals	RED	AZIZOGLU Feyzanur	TUR	0		WP	R/J:KOR J:SVK J:USA J:BUL
			BLUE	STRNADOVA Klara	CZE	3	X		
2103	MEN'S K1 -63.5KG	Semifinals	RED	MAZUR Hlib	UKR	2	X	WP	R/J:BUL J:SVK J:CRO J:ISR
			BLUE	KONGTOOK Jakkrit	THA	1			
2104	MEN'S K1 -63.5KG	Semifinals	RED	SODIKOV Asilbek	UZB	0		WP	R/J:BUL J:SVK J:CRO J:ISR
			BLUE	GULIYEV Amin	AZE	3	X		
2105	WOMEN'S K1 -60KG	Semifinals	RED	BICKEL Valence	NED	3	X	WP	R/J:KOR J:USA J:CRO J:ISR
			BLUE	MARTYNIUK Alina	UKR	0			
2106	WOMEN'S K1 -60KG	Semifinals	RED	NDAPATAKA Susanti	INA	1		WP	R/J:KOR J:USA J:CRO J:ISR
			BLUE	CMAROVA Lucia	SVK	2	X		
2107	MEN'S K1 -75KG	Semifinals	RED	STOYANOV Dimitar	BUL	2	X	WP	R/J:FIN J:SVK J:KOR J:ISR
			BLUE	CINAL Dominik	POL	1			
2108	MEN'S K1 -75KG	Semifinals	RED	SCHLEICHER Anthony	USA	0		WP	R/J:FIN J:SVK J:KOR J:BUL
			BLUE	JODAH Osaid	ISR	3	X		
2109	WOMEN'S K1 -70KG	Semifinals	RED	GROSSMAN Polina	ISR	3	X	WP	R/J:SVK J:CRO J:USA J:BUL
			BLUE	KRSTIC Aleksandra	SRB	0			
2110	WOMEN'S K1 -70KG	Semifinals	RED	BACYADAN Hergie	PHI	1		WP	R/J:SVK J:CRO J:USA J:BUL
			BLUE	DIAS Catarina	POR	2	X		
2111	MEN'S K1 +91KG	Semifinals	RED	SHCHERBATIUK Roman	UKR	3	X	WP	R/J:CRO J:KOR J:ISR J:BUL
			BLUE	COULIBALY Abdarhmane	FRA	0			
2112	MEN'S K1 +91KG	Semifinals	RED	BARATOV Khusankhon	UZB	0		WP	R/J:CRO J:KOR J:ISR J:BUL
			BLUE	OZER Emin	TUR	3	X		



Results Summary

As of WED 13 AUG 2025

SESSION 2 - Tatami

Contest No	Weight Category	Round	Color	Name	NOC Code	Points	Winner	Dec.	Officials
2201	MEN'S POINT FIGHTING -63KG	Semifinals	RED	VERES Roland	HUN	15	X	WP	R/J:ITA J:BEL J:GRE
			BLUE	VICZIAN Roland	GER	5			
2202	MEN'S POINT FIGHTING -63KG	Semifinals	RED	LANZILAO Gabriele	ITA	12	X	WP	R/J:CAN J:GER J:UAE
			BLUE	RADULOV Borislav	BUL	11			
2203	WOMEN'S POINT FIGHTING -50KG	Semifinals	RED	TROVALUSCI Federica	ITA	8	X	WP	R/J:CRO J:CAN J:NOR
			BLUE	BARADA Tyra	SLO	4			
2204	WOMEN'S POINT FIGHTING -50KG	Semifinals	RED	KILINC Aybuke	TUR	11	X	WP	R/J:GER J:GRE J:ITA
			BLUE	AGUILAR DEL CARMEN Soledad	GUA	7			
2205	MEN'S POINT FIGHTING -74KG	Semifinals	RED	SANTIAGO BENDFELDT Jose	GUA	10	X	WP	R/J:CAN J:ITA J:BEL
			BLUE	ANASTASOPOULOS Konstantinos	GRE	8			
2206	MEN'S POINT FIGHTING -74KG	Semifinals	RED	BURKE Carvin Guiliano	NED	10		WP	R/J:GER J:CAN J:CRO
			BLUE	ZIMMERMANN Erik	AUT	15	X		
2207	WOMEN'S POINT FIGHTING -60KG	Semifinals	RED	CECI Francesca	ITA	10		WP	R/J:GRE J:CRO J:GER
			BLUE	NEYENS Evelyn	GBR	12	X		
2208	WOMEN'S POINT FIGHTING -60KG	Semifinals	RED	GORALCZYKOVA Michaela	SVK	7		WP	R/J:ITA J:UAE J:CAN
			BLUE	GEORGIEVA Aleksandra	BUL	12	X		
2209	MEN'S POINT FIGHTING -84KG	Semifinals	RED	ECONOMO Dimitrios	GRE	6	X	WP	R/J:ITA J:BEL J:CRO
			BLUE	MORIN Dwayne	CAN	2			
2210	MEN'S POINT FIGHTING -84KG	Semifinals	RED	SOLORIO Hector	MEX	14	X	WP	R/J:CRO J:GRE J:UAE
			BLUE	MEEKIN James	GBR	7			
2211	WOMEN'S POINT FIGHTING -70KG	Semifinals	RED	MEGERLE Stefanie	GER	15	X	WP	R/J:ITA J:NOR J:BEL
			BLUE	BALOH Tina	SLO	5			
2212	WOMEN'S POINT FIGHTING -70KG	Semifinals	RED	HARVEY Ellie	GBR	1		WP	R/J:GRE J:CRO J:GER
			BLUE	BUSA Andrea	HUN	8	X		



Results Summary

As of THU 14 AUG 2025

SESSION 3 - Ring

Contest No	Weight Category	Round	Color	Name	NOC Code	Points	Winner	Dec.	Officials
3101	MEN'S K1 -63.5KG	Bronze Medal Match	RED	KONGTOOK Jakkrit	THA	0		WP	R/J:BUL J:KOR J:USA J:ISR
			BLUE	SODIKOV Asilbek	UZB	3	X		
3102	WOMEN'S K1 -52KG	Bronze Medal Match	RED	IVANOVA Daryna	UKR	3	X	WP	R/J:KOR J:SVK J:CRO J:BUL
			BLUE	AZIZOGLU Feyzanur	TUR	0			
3103	MEN'S K1 -75KG	Bronze Medal Match	RED	CINAL Dominik	POL	2		KO	R/J:FIN J:SVK J:CRO J:ISR
			BLUE	SCHLEICHER Anthony	USA	1	X		
3104	WOMEN'S K1 -60KG	Bronze Medal Match	RED	MARTYNIUK Alina	UKR	3	X	WP	R/J:SVK J:KOR J:USA J:BUL
			BLUE	NDAPATAKA Susanti	INA	0			
3105	MEN'S K1 +91KG	Bronze Medal Match	RED	COULIBALY Abdarhmane	FRA	0		WP	R/J:CRO J:KOR J:USA J:BUL
			BLUE	BARATOV Khusankhon	UZB	3	X		
3106	WOMEN'S K1 -70KG	Bronze Medal Match	RED	KRSTIC Aleksandra	SRB	2	X	WP	R/J:ISR J:SVK J:KOR J:USA
			BLUE	BACYADAN Hergie	PHI	1			
3107	MEN'S K1 -63.5KG	Gold Medal Match	RED	MAZUR Hlib	UKR	3	X	WP	R/J:KOR J:CRO J:ISR J:BUL
			BLUE	GULIYEV Amin	AZE	0			
3108	WOMEN'S K1 -52KG	Gold Medal Match	RED	SACHKOV Yulia	ISR	3	X	WP	R/J:BUL J:SVK J:KOR J:USA
			BLUE	STRNADOVA Klara	CZE	0			
3109	MEN'S K1 -75KG	Gold Medal Match	RED	STOYANOV Dimitar	BUL	0		WP	R/J:FIN J:SVK J:KOR J:USA
			BLUE	JODAH Osaïd	ISR	3	X		
3110	WOMEN'S K1 -60KG	Gold Medal Match	RED	BICKEL Valence	NED	3	X	WP	R/J:ISR J:CRO J:KOR J:BUL
			BLUE	CMAROVA Lucia	SVK	0			
3111	MEN'S K1 +91KG	Gold Medal Match	RED	SHCHERBATIUK Roman	UKR	3	X	WP	R/J:CRO J:SVK J:USA J:ISR
			BLUE	OZER Emin	TUR	0			
3112	WOMEN'S K1 -70KG	Gold Medal Match	RED	GROSSMAN Polina	ISR	1		WP	R/J:SVK J:KOR J:USA J:BUL
			BLUE	DIAS Catarina	POR	2	X		



Results Summary

As of THU 14 AUG 2025

SESSION 3 - Tatami

Contest No	Weight Category	Round	Color	Name	NOC Code	Points	Winner	Dec.	Officials
3201	WOMEN'S POINT FIGHTING -50KG	Bronze Medal Match	RED	BARADA Tyra	SLO	13	X	WP	R/J:CRO J:GRE J:GER
			BLUE	AGUILAR DEL CARMEN Soledad	GUA	7			
3202	MEN'S POINT FIGHTING -63KG	Bronze Medal Match	RED	VICZIAN Roland	GER	9		WP	R/J:CAN J:ITA J:GRE
			BLUE	RADULOV Borislav	BUL	19	X		
3203	WOMEN'S POINT FIGHTING -60KG	Bronze Medal Match	RED	CECI Francesca	ITA	13	X	WP	R/J:GRE J:CAN J:CRO
			BLUE	GORALCZYKOVA Michaela	SVK	3			
3204	MEN'S POINT FIGHTING -74KG	Bronze Medal Match	RED	ANASTASOPOULOS Konstantinos	GRE	5		WP	R/J:GER J:UAE J:BEL
			BLUE	BURKE Carvin Guiliano	NED	9	X		
3205	WOMEN'S POINT FIGHTING -70KG	Bronze Medal Match	RED	BALOH Tina	SLO	15	X	WP	R/J:BEL J:CAN J:ITA
			BLUE	HARVEY Ellie	GBR	5			
3206	MEN'S POINT FIGHTING -84KG	Bronze Medal Match	RED	MORIN Dwayne	CAN	16	X	WP	R/J:ITA J:CRO J:GER
			BLUE	MEEKIN James	GBR	6			
3207	WOMEN'S POINT FIGHTING -50KG	Gold Medal Match	RED	TROVALUSCI Federica	ITA	10	X	WP	R/J:BEL J:GER J:UAE
			BLUE	KILINC Aybuke	TUR	2			
3208	MEN'S POINT FIGHTING -63KG	Gold Medal Match	RED	VERES Roland	HUN	14	X	WP	R/J:GER J:GRE J:CAN
			BLUE	LANZILAO Gabriele	ITA	11			
3209	WOMEN'S POINT FIGHTING -60KG	Gold Medal Match	RED	NEYENS Evelyn	GBR	15	X	WP	R/J:CRO J:ITA J:GRE
			BLUE	GEORGIEVA Aleksandra	BUL	13			
3210	MEN'S POINT FIGHTING -74KG	Gold Medal Match	RED	SANTIAGO BENDFELDT Jose	GUA	12		WP	R/J:CAN J:CRO J:GER
			BLUE	ZIMMERMANN Erik	AUT	17	X		
3211	WOMEN'S POINT FIGHTING -70KG	Gold Medal Match	RED	MEGERLE Stefanie	GER	4		WP	R/J:GRE J:ITA J:CRO
			BLUE	BUSA Andrea	HUN	6	X		
3212	MEN'S POINT FIGHTING -84KG	Gold Medal Match	RED	ECONOMO Dimitrios	GRE	5	X	WP	R/J:ITA J:NOR J:CAN
			BLUE	SOLORIO Hector	MEX	4			



Medallists by Event

As of THU 14 AUG 2025

After 12 of 12 Events

Event Name	Date	Medal	Name	NOC Code
Men's K1 +91kg	TUE 12 AUG	GOLD	SHCHERBATIUK Roman	UKR
		SILVER	OZER Emin	TUR
		BRONZE	BARATOV Khusankhon	UZB
Men's K1 -63.5kg	TUE 12 AUG	GOLD	MAZUR Hlib	UKR
		SILVER	GULIYEV Amin	AZE
		BRONZE	SODIKOV Asilbek	UZB
Men's K1 -75kg	TUE 12 AUG	GOLD	JODAH Osaid	ISR
		SILVER	STOYANOV Dimitar	BUL
		BRONZE	SCHLEICHER Anthony	USA
Men's Point Fighting -63kg	TUE 12 AUG	GOLD	VERES Roland	HUN
		SILVER	LANZILAO Gabriele	ITA
		BRONZE	RADULOV Borislav	BUL
Men's Point Fighting -74kg	TUE 12 AUG	GOLD	ZIMMERMANN Erik	AUT
		SILVER	SANTIAGO BENDFELDT Jose	GUA
		BRONZE	BURKE Carvin Guiliano	NED
Men's Point Fighting -84kg	TUE 12 AUG	GOLD	ECONOMO Dimitrios	GRE
		SILVER	SOLORIO Hector	MEX
		BRONZE	MORIN Dwayne	CAN
Women's K1 -52kg	TUE 12 AUG	GOLD	SACHKOV Yulia	ISR
		SILVER	STRNADOVA Klara	CZE
		BRONZE	IVANOVA Daryna	UKR
Women's K1 -60kg	TUE 12 AUG	GOLD	BICKEL Valence	NED
		SILVER	CMAROVA Lucia	SVK
		BRONZE	MARTYNIUK Alina	UKR
Women's K1 -70kg	TUE 12 AUG	GOLD	DIAS Catarina	POR
		SILVER	GROSSMAN Polina	ISR
		BRONZE	KRSTIC Aleksandra	SRB
Women's Point Fighting -50kg	TUE 12 AUG	GOLD	TROVALUSCI Federica	ITA
		SILVER	KILINC Aybuke	TUR
		BRONZE	BARADA Tyra	SLO
Women's Point Fighting -60kg	TUE 12 AUG	GOLD	NEYENS Evelyn	GBR
		SILVER	GEORGIEVA Aleksandra	BUL
		BRONZE	CECI Francesca	ITA
Women's Point Fighting -70kg	TUE 12 AUG	GOLD	BUSA Andrea	HUN
		SILVER	MEGERLE Stefanie	GER
		BRONZE	BALOH Tina	SLO



Medal Standings

As of THU 14 AUG 2025

After 12 of 12 Events

Rank	NOC	Men				Women				Total			
		G	S	B	Tot	G	S	B	Tot	G	S	B	Tot
1	UKR - UKRAINE	2			2			2	2	2		2	4
2	ISR - ISRAEL	1			1	1	1		2	2	1		3
3	HUN - HUNGARY	1			1	1			1	2			2
4	ITA - ITALY		1		1	1		1	2	1	1	1	3
5	BUL - BULGARIA		1	1	2		1		1		2	1	3
6	TUR - TURKIYE		1		1		1		1		2		2
7	NED - NETHERLANDS			1	1	1			1	1		1	2
8	AUT - AUSTRIA	1			1					1			1
8	GRE - GREECE	1			1					1			1
8	POR - PORTUGAL					1			1	1			1
8	GBR - GREAT BRITAIN					1			1	1			1
12	UZB - UZBEKISTAN			2	2							2	2
13	MEX - MEXICO		1		1						1		1
13	CZE - CZECHIA						1		1		1		1
13	SVK - SLOVAKIA						1		1		1		1
13	GUA - GUATEMALA		1		1						1		1
17	SLO - SLOVENIA							2	2			2	2
18	AZE - AZERBAIJAN		1		1						1		1
18	GER - GERMANY						1		1		1		1
20	CAN - CANADA			1	1							1	1
20	USA - UNITED STATES OF AMERICA			1	1							1	1
20	SRB - SERBIA							1	1			1	1
Total:		6	6	6	18	6	6	6	18	12	12	12	36



TWG
2025
CHENGDU



KICKBOXING

Men's K1 -63.5kg



Entry List by Event

As of MON 11 AUG 2025

NOC	Name	Event	Date of Birth
AZE - AZERBAIJAN	GULIYEV Amin	Men's K1 -63.5kg	28 MAR 2005
BRA - BRAZIL	MESTRINIER Vinicius	Men's K1 -63.5kg	30 NOV 1999
MAD - MADAGASCAR	NAMBININJANAHARY Mostepha	Men's K1 -63.5kg	26 SEP 2003
MDA - MOLDOVA, REPUBLIC OF	RENITA Stanislav	Men's K1 -63.5kg	26 SEP 1992
SUI - SWITZERLAND	CARDENAS Emmanuel	Men's K1 -63.5kg	22 MAI 2006
THA - THAILAND	KONGTOOK Jakkrit	Men's K1 -63.5kg	10 JUL 1995
UKR - UKRAINE	MAZUR Hlib	Men's K1 -63.5kg	24 JUL 2003
UZB - UZBEKISTAN	SODIKOV Asilbek	Men's K1 -63.5kg	19 JUN 2003



Brackets

As of THU 14 AUG 2025

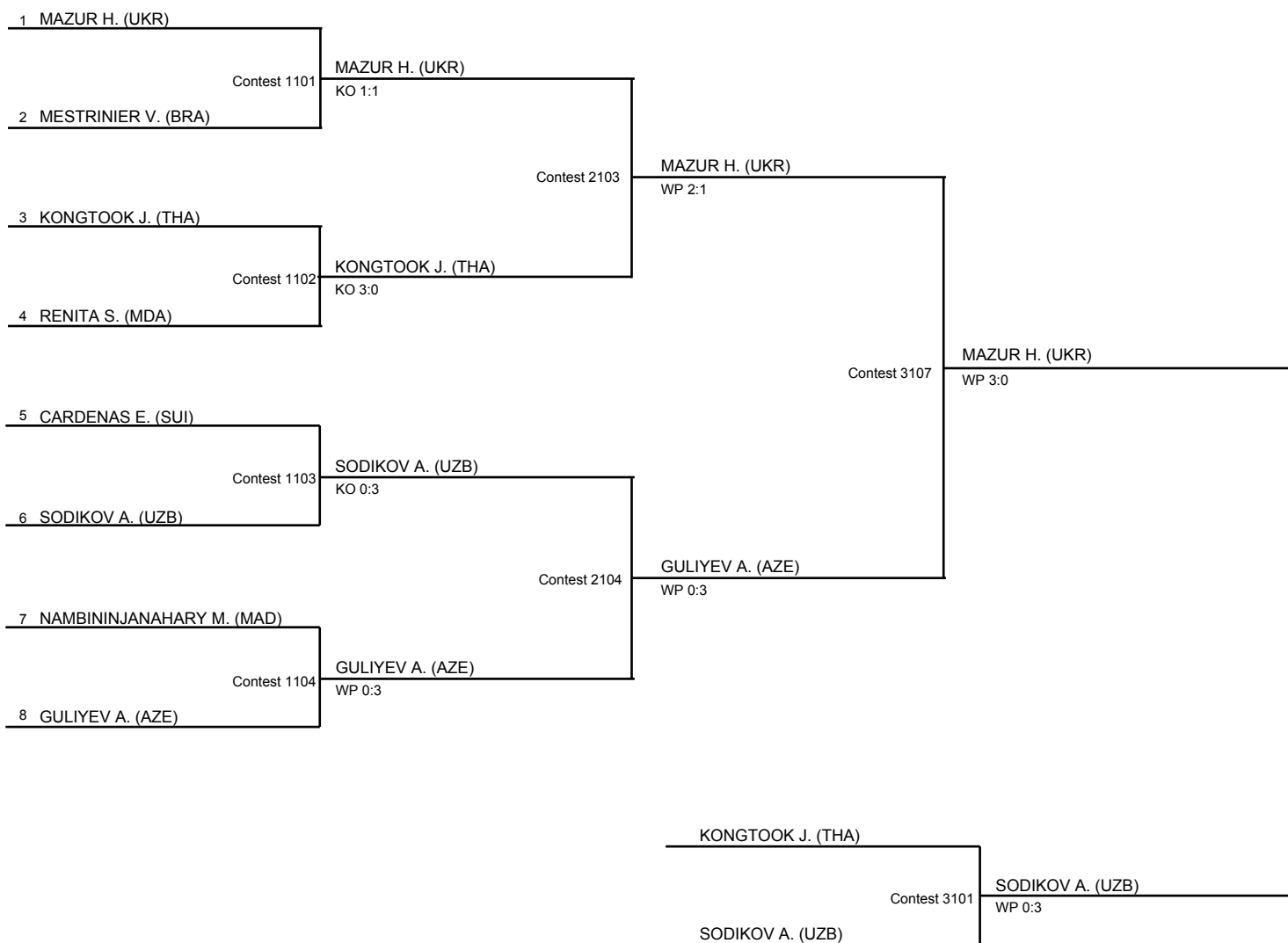
Quarterfinals

Semifinals

Finals

MEDALLISTS

Gold	MAZUR H. (UKR)
Silver	GULIYEV A. (AZE)
Bronze	SODIKOV A. (UZB)



**Medallists**

Medal	Name	NOC
GOLD	MAZUR Hlib	UKR - UKRAINE
SILVER	GULIYEV Amin	AZE - AZERBAIJAN
BRONZE	SODIKOV Asilbek	UZB - UZBEKISTAN



Results

As of THU 14 AUG 2025

Bout number #3101

KONGTOOK Jakkrit (THA)

0:3

SODIKOV Asilbek (UZB)

Win on Points

RED				BLUE		
KONGTOOK Jakkrit (THA)				SODIKOV Asilbek (UZB)		
Category	Men’s K1 -63.5kg					
Judge 3	Judge 2	Judge 1	Score	Judge 1	Judge 2	Judge 3
2	3	1	R1	2	5	4
Exit: 0, Warning: 0, MP: 0, Knock Down: 0, Kick Count: 0			0 : 3	Exit: 0, Warning: 0, MP: 0, Knock Down: 0, Kick Count: 0		
4	6	2	R2	5	10	10
Exit: 0, Warning: 0, MP: 0, Knock Down: 0, Kick Count: 0			0 : 3	Exit: 0, Warning: 0, MP: 0, Knock Down: 0, Kick Count: 0		
8	9	4	R3	6	14	16
Exit: 0, Warning: 0, MP: 0, Knock Down: 0, Kick Count: 0			0 : 3	Exit: 0, Warning: 0, MP: 0, Knock Down: 0, Kick Count: 0		
			0:3	WINNER		
			WP			



Results

As of THU 14 AUG 2025

Bout number #3107

MAZUR Hlib (UKR)

3:0

GULIYEV Amin (AZE)

Win on Points

RED				BLUE		
MAZUR Hlib (UKR)				GULIYEV Amin (AZE)		
Category	Men´s K1 -63.5kg					
Judge 3	Judge 2	Judge 1	Score	Judge 1	Judge 2	Judge 3
3	2	4	R1	4	4	2
Exit: 0, Warning: 0, MP: 0, Knock Down: 0, Kick Count: 0			1 : 1	Exit: 0, Warning: 0, MP: 0, Knock Down: 0, Kick Count: 0		
4	7	7	R2	6	6	3
Exit: 0, Warning: 0, MP: 0, Knock Down: 0, Kick Count: 0			3 : 0	Exit: 0, Warning: 0, MP: 0, Knock Down: 0, Kick Count: 0		
6	11	13	R3	11	9	5
Exit: 0, Warning: 0, MP: 0, Knock Down: 0, Kick Count: 0			3 : 0	Exit: 0, Warning: 0, MP: 0, Knock Down: 0, Kick Count: 0		
WINNER			3:0			
		WP				



Results

As of WED 13 AUG 2025

Bout number #2103

MAZUR Hlib (UKR)

2:1

KONGTOOK Jakkrit (THA)

Win on Points

RED				BLUE		
MAZUR Hlib (UKR)				KONGTOOK Jakkrit (THA)		
Category	Men’s K1 -63.5kg					
Judge 3	Judge 2	Judge 1	Score	Judge 1	Judge 2	Judge 3
2	2	4	R1	1	4	2
Exit: 0, Warning: 0, MP: 0, Knock Down: 0, Kick Count: 0			1 : 1	Exit: 0, Warning: 0, MP: 0, Knock Down: 0, Kick Count: 0		
9	7	10	R2	10	8	4
Exit: 0, Warning: 0, MP: 0, Knock Down: 0, Kick Count: 0			1 : 1	Exit: 0, Warning: 0, MP: 0, Knock Down: 0, Kick Count: 0		
13	11	18	R3	15	12	6
Exit: 0, Warning: 0, MP: 0, Knock Down: 0, Kick Count: 0			2 : 1	Exit: 0, Warning: 0, MP: 0, Knock Down: 0, Kick Count: 0		
WINNER			2:1			
			WP			



Results

As of WED 13 AUG 2025

Bout number #2104

SODIKOV Asilbek (UZB)

0:3

GULIYEV Amin (AZE)

Win on Points

RED				BLUE		
SODIKOV Asilbek (UZB)				GULIYEV Amin (AZE)		
Category	Men´s K1 -63.5kg					
Judge 3	Judge 2	Judge 1	Score	Judge 1	Judge 2	Judge 3
4	3	3	R1	2	3	7
Exit: 0, Warning: 0, MP: 0, Knock Down: 0, Kick Count: 0			1 : 1	Exit: 0, Warning: 0, MP: 0, Knock Down: 0, Kick Count: 0		
7	8	7	R2	6	8	11
Exit: 0, Warning: 0, MP: 0, Knock Down: 0, Kick Count: 0			1 : 1	Exit: 0, Warning: 0, MP: 0, Knock Down: 0, Kick Count: 0		
9	9	8	R3	10	12	14
Exit: 0, Warning: 0, MP: 0, Knock Down: 0, Kick Count: 0			0 : 3	Exit: 0, Warning: 0, MP: 0, Knock Down: 0, Kick Count: 0		
			0:3	WINNER		
WP						



Results

As of WED 13 AUG 2025

Bout number #1101

MAZUR Hlib (UKR)

1:1

MESTRINIER Vinicius (BRA)

Knockout

RED				BLUE		
MAZUR Hlib (UKR)				MESTRINIER Vinicius (BRA)		
Category	Men´s K1 -63.5kg					
Judge 3	Judge 2	Judge 1	Score	Judge 1	Judge 2	Judge 3
3	3	4	R1	3	4	3
Exit: 0, Warning: 0, MP: 0, Knock Down: 0, Kick Count: 0			1 : 1	Exit: 0, Warning: 0, MP: 0, Knock Down: 1, Kick Count: 0		
			R2			
			:			
			R3			
			:			
WINNER			1:1			
		KO				



Results

As of WED 13 AUG 2025

Bout number #1102

KONGTOOK Jakkrit (THA)

3:0

RENITA Stanislav (MDA)

Knockout

RED				BLUE		
KONGTOOK Jakkrit (THA)				RENITA Stanislav (MDA)		
Category	Men´s K1 -63.5kg					
Judge 3	Judge 2	Judge 1	Score	Judge 1	Judge 2	Judge 3
5	3	4	R1	1	0	1
Exit: 0, Warning: 0, MP: 0, Knock Down: 0, Kick Count: 0			3 : 0	Exit: 0, Warning: 0, MP: 0, Knock Down: 1, Kick Count: 0		
			R2			
			:			
			R3			
			:			
WINNER			3:0			
		KO				



Results

As of WED 13 AUG 2025

Bout number #1103

CARDENAS Emmanuel (SUI)

0:3

SODIKOV Asilbek (UZB)

Knockout

RED				BLUE		
CARDENAS Emmanuel (SUI)				SODIKOV Asilbek (UZB)		
Category	Men´s K1 -63.5kg					
Judge 3	Judge 2	Judge 1	Score	Judge 1	Judge 2	Judge 3
1	0	0	R1	4	3	6
Exit: 0, Warning: 0, MP: 0, Knock Down: 0, Kick Count: 0			0 : 3	Exit: 0, Warning: 0, MP: 0, Knock Down: 0, Kick Count: 0		
1	0	0	R2	4	3	6
Exit: 0, Warning: 0, MP: 0, Knock Down: 0, Kick Count: 0			0 : 3	Exit: 0, Warning: 0, MP: 0, Knock Down: 0, Kick Count: 0		
			R3			
			:			
			0:3	WINNER		
		KO				



Results

As of WED 13 AUG 2025

Bout number #1104

NAMBININJANAHARY Mostepha (MAD)

0:3

GULIYEV Amin (AZE)

Win on Points

RED				BLUE		
NAMBININJANAHARY Mostepha (MAD)				GULIYEV Amin (AZE)		
Category	Men´s K1 -63.5kg					
Judge 3	Judge 2	Judge 1	Score	Judge 1	Judge 2	Judge 3
2	2	1	R1	3	2	7
Exit: 0, Warning: 0, MP: 0, Knock Down: 0, Kick Count: 0			0 : 2	Exit: 0, Warning: 0, MP: 0, Knock Down: 0, Kick Count: 0		
2	3	2	R2	5	5	9
Exit: 0, Warning: 0, MP: 0, Knock Down: 0, Kick Count: 0			0 : 3	Exit: 0, Warning: 0, MP: 0, Knock Down: 0, Kick Count: 0		
3	5	5	R3	7	7	14
Exit: 0, Warning: 0, MP: 0, Knock Down: 0, Kick Count: 0			0 : 3	Exit: 0, Warning: 0, MP: 0, Knock Down: 0, Kick Count: 0		
			0:3	WINNER		
			WP			



TWG
2025
CHENGDU



KICKBOXING

Men's K1 -75kg



Entry List by Event

As of MON 11 AUG 2025

NOC	Name	Event	Date of Birth
ARG - ARGENTINA	GARCIA Matias	Men's K1 -75kg	23 FEB 2001
BUL - BULGARIA	STOYANOV Dimitar	Men's K1 -75kg	27 NOV 1999
HUN - HUNGARY	NARDELOTTI Zoltan	Men's K1 -75kg	11 OCT 1997
ISR - ISRAEL	JODAH Osaid	Men's K1 -75kg	28 NOV 1998
MAR - MOROCCO	ED-DYOURI Marouane	Men's K1 -75kg	03 SEP 2002
POL - POLAND	CINAL Dominik	Men's K1 -75kg	24 FEB 2000
USA - UNITED STATES OF AMERICA	SCHLEICHER Anthony	Men's K1 -75kg	25 FEB 1994
UZB - UZBEKISTAN	RAYIMJONOV Davlatbek	Men's K1 -75kg	18 JUN 2002



Brackets

As of THU 14 AUG 2025

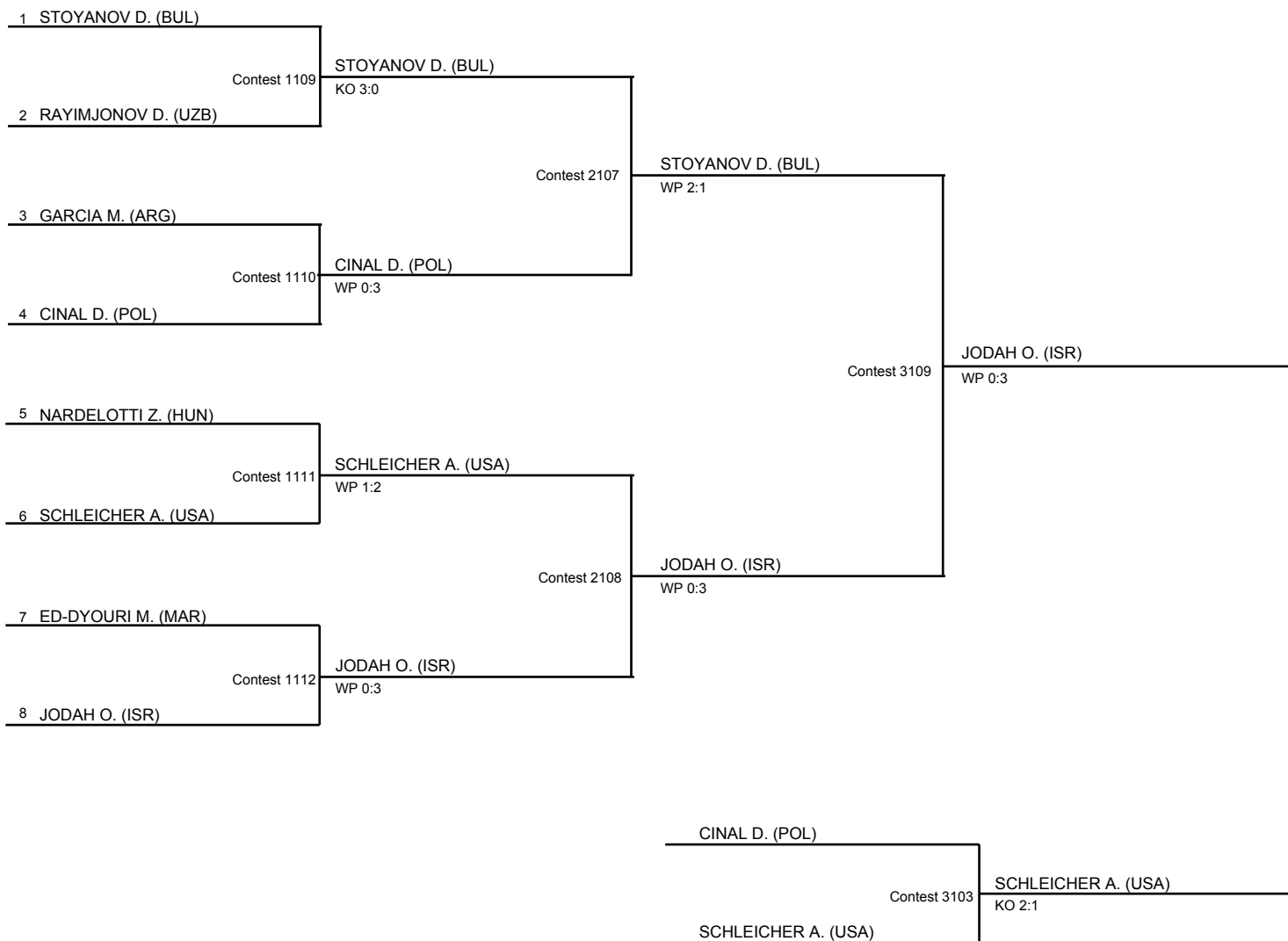
Quarterfinals

Semifinals

Finals

MEDALLISTS

Gold JODAH O. (ISR)
Silver STOYANOV D. (BUL)
Bronze SCHLEICHER A. (USA)



**Medallists**

Medal	Name	NOC
GOLD	JODAH Osaïd	ISR - ISRAEL
SILVER	STOYANOV Dimitar	BUL - BULGARIA
BRONZE	SCHLEICHER Anthony	USA - UNITED STATES OF AMERICA



Results

As of THU 14 AUG 2025

Bout number #3103

CINAL Dominik (POL)

2:1

SCHLEICHER Anthony (USA)

Knockout

RED				BLUE		
CINAL Dominik (POL)				SCHLEICHER Anthony (USA)		
Category	Men´s K1 -75kg					
Judge 3	Judge 2	Judge 1	Score	Judge 1	Judge 2	Judge 3
5	6	4	R1	6	5	4
Exit: 0, Warning: 0, MP: 0, Knock Down: 1, Kick Count: 0			2 : 1	Exit: 0, Warning: 0, MP: 0, Knock Down: 0, Kick Count: 0		
			R2			
			:			
			R3			
			:			
			2:1	WINNER		
		KO				



Results

As of THU 14 AUG 2025

Bout number #3109

STOYANOV Dimitar (BUL)

0:3

JODAH Osaïd (ISR)

Win on Points

RED				BLUE		
STOYANOV Dimitar (BUL)				JODAH Osaïd (ISR)		
Category	Men´s K1 -75kg					
Judge 3	Judge 2	Judge 1	Score	Judge 1	Judge 2	Judge 3
3	0	1	R1	2	1	4
Exit: 0, Warning: 0, MP: 0, Knock Down: 0, Kick Count: 0			0 : 3	Exit: 0, Warning: 0, MP: 0, Knock Down: 0, Kick Count: 0		
5	1	3	R2	4	2	7
Exit: 0, Warning: 0, MP: 0, Knock Down: 0, Kick Count: 0			0 : 3	Exit: 0, Warning: 0, MP: 0, Knock Down: 0, Kick Count: 0		
8	3	6	R3	10	7	12
Exit: 0, Warning: 0, MP: 0, Knock Down: 0, Kick Count: 0			0 : 3	Exit: 0, Warning: 0, MP: 0, Knock Down: 0, Kick Count: 0		
			0:3	WINNER		
WP						



Results

As of WED 13 AUG 2025

Bout number #2107

STOYANOV Dimitar (BUL)

2:1

CINAL Dominik (POL)

Win on Points

RED				BLUE		
STOYANOV Dimitar (BUL)				CINAL Dominik (POL)		
Category	Men´s K1 -75kg					
Judge 3	Judge 2	Judge 1	Score	Judge 1	Judge 2	Judge 3
5	2	7	R1	3	1	3
Exit: 0, Warning: 0, MP: 0, Knock Down: 0, Kick Count: 0			3 : 0	Exit: 0, Warning: 0, MP: 0, Knock Down: 0, Kick Count: 0		
7	5	12	R2	10	5	6
Exit: 0, Warning: 0, MP: 0, Knock Down: 0, Kick Count: 0			2 : 0	Exit: 0, Warning: 0, MP: 0, Knock Down: 0, Kick Count: 0		
11	6	18	R3	17	7	9
Exit: 0, Warning: 1, MP: 0, Knock Down: 0, Kick Count: 0			2 : 1	Exit: 0, Warning: 0, MP: 0, Knock Down: 0, Kick Count: 0		
WINNER			2:1			
			WP			



Results

As of WED 13 AUG 2025

Bout number #2108

SCHLEICHER Anthony (USA)

0:3

JODAH Osaïd (ISR)

Win on Points

RED				BLUE		
SCHLEICHER Anthony (USA)				JODAH Osaïd (ISR)		
Category	Men’s K1 -75kg					
Judge 3	Judge 2	Judge 1	Score	Judge 1	Judge 2	Judge 3
3	3	3	R1	5	3	9
Exit: 0, Warning: 0, MP: 0, Knock Down: 0, Kick Count: 0			0 : 2	Exit: 0, Warning: 0, MP: 0, Knock Down: 0, Kick Count: 0		
5	6	7	R2	10	6	13
Exit: 0, Warning: 0, MP: 0, Knock Down: 0, Kick Count: 0			0 : 2	Exit: 0, Warning: 0, MP: 0, Knock Down: 0, Kick Count: 0		
9	8	10	R3	15	10	19
Exit: 0, Warning: 0, MP: 0, Knock Down: 0, Kick Count: 0			0 : 3	Exit: 0, Warning: 0, MP: 0, Knock Down: 0, Kick Count: 0		
			0:3	WINNER		
WP						



Results

As of WED 13 AUG 2025

Bout number #1109

STOYANOV Dimitar (BUL)

3:0

RAYIMJONOV Davlatbek (UZB)

Knockout

RED				BLUE		
STOYANOV Dimitar (BUL)				RAYIMJONOV Davlatbek (UZB)		
Category	Men’s K1 -75kg					
Judge 3	Judge 2	Judge 1	Score	Judge 1	Judge 2	Judge 3
5	3	4	R1	1	1	2
Exit: 0, Warning: 0, MP: 0, Knock Down: 0, Kick Count: 0			3 : 0	Exit: 0, Warning: 0, MP: 0, Knock Down: 0, Kick Count: 0		
7	5	5	R2	2	1	4
Exit: 0, Warning: 0, MP: 0, Knock Down: 0, Kick Count: 0			3 : 0	Exit: 0, Warning: 0, MP: 0, Knock Down: 0, Kick Count: 0		
12	9	9	R3	5	2	5
Exit: 0, Warning: 0, MP: 0, Knock Down: 0, Kick Count: 0			3 : 0	Exit: 0, Warning: 0, MP: 0, Knock Down: 1, Kick Count: 0		
WINNER			3:0			
			KO			



Results

As of WED 13 AUG 2025

Bout number #1110

GARCIA Matias (ARG)

0:3

CINAL Dominik (POL)

Win on Points

RED				BLUE		
GARCIA Matias (ARG)				CINAL Dominik (POL)		
Category	Men´s K1 -75kg					
Judge 3	Judge 2	Judge 1	Score	Judge 1	Judge 2	Judge 3
4	0	1	R1	3	4	3
Exit: 0, Warning: 0, MP: 0, Knock Down: 0, Kick Count: 0			1 : 2	Exit: 0, Warning: 0, MP: 0, Knock Down: 0, Kick Count: 0		
8	1	3	R2	8	7	8
Exit: 0, Warning: 0, MP: 0, Knock Down: 0, Kick Count: 0			0 : 2	Exit: 0, Warning: 1, MP: 0, Knock Down: 0, Kick Count: 0		
11	2	6	R3	11	8	14
Exit: 0, Warning: 0, MP: 0, Knock Down: 0, Kick Count: 0			0 : 3	Exit: 0, Warning: 1, MP: 0, Knock Down: 0, Kick Count: 0		
			0:3	WINNER		
WP						



Results

As of WED 13 AUG 2025

Bout number #1111

NARDELOTTI Zoltan (HUN)

1:2

SCHLEICHER Anthony (USA)

Win on Points

RED				BLUE		
NARDELOTTI Zoltan (HUN)				SCHLEICHER Anthony (USA)		
Category	Men´s K1 -75kg					
Judge 3	Judge 2	Judge 1	Score	Judge 1	Judge 2	Judge 3
1	4	5	R1	3	3	4
Exit: 0, Warning: 0, MP: 0, Knock Down: 0, Kick Count: 0			2 : 1	Exit: 0, Warning: 0, MP: 0, Knock Down: 0, Kick Count: 0		
1	6	9	R2	8	4	7
Exit: 0, Warning: 0, MP: 0, Knock Down: 0, Kick Count: 0			2 : 1	Exit: 0, Warning: 0, MP: 0, Knock Down: 0, Kick Count: 0		
2	7	12	R3	13	5	10
Exit: 0, Warning: 0, MP: 0, Knock Down: 0, Kick Count: 0			1 : 2	Exit: 0, Warning: 0, MP: 0, Knock Down: 0, Kick Count: 0		
			1:2	WINNER		
WP						



Results

As of WED 13 AUG 2025

Bout number #1112

ED-DYOURI Marouane (MAR)

0:3

JODAH Osaïd (ISR)

Win on Points

RED				BLUE		
ED-DYOURI Marouane (MAR)				JODAH Osaïd (ISR)		
Category	Men´s K1 -75kg					
Judge 3	Judge 2	Judge 1	Score	Judge 1	Judge 2	Judge 3
1	3	2	R1	5	7	0
Exit: 0, Warning: 0, MP: 0, Knock Down: 0, Kick Count: 0			1 : 2	Exit: 0, Warning: 0, MP: 0, Knock Down: 0, Kick Count: 0		
2	3	4	R2	9	9	0
Exit: 0, Warning: 0, MP: 0, Knock Down: 0, Kick Count: 0			1 : 2	Exit: 0, Warning: 0, MP: 0, Knock Down: 0, Kick Count: 0		
3	4	6	R3	13	12	4
Exit: 0, Warning: 0, MP: 0, Knock Down: 0, Kick Count: 0			0 : 3	Exit: 0, Warning: 0, MP: 0, Knock Down: 0, Kick Count: 0		
			0:3	WINNER		
WP						



TWG
2025
CHENGDU



KICKBOXING

Men's K1 +91kg



Entry List by Event

As of MON 11 AUG 2025

NOC	Name	Event	Date of Birth
CHN - PEOPLE'S REPUBLIC OF CHINA	SHI Haifeng	Men's K1 +91kg	20 APR 2000
EGY - EGYPT	ABDELHADY ABDELSALAM Mohamed	Men's K1 +91kg	30 AUG 2005
FRA - FRANCE	COULIBALY Abdarhmane	Men's K1 +91kg	29 SEP 1985
POL - POLAND	DOCHOD Robert	Men's K1 +91kg	09 MAI 1996
POR - PORTUGAL	FERNANDES Iuri	Men's K1 +91kg	15 MAI 2001
TUR - TURKIYE	OZER Emin	Men's K1 +91kg	01 NOV 2004
UKR - UKRAINE	SHCHERBATIUK Roman	Men's K1 +91kg	26 JUN 1997
UZB - UZBEKISTAN	BARATOV Khusankhon	Men's K1 +91kg	31 MAR 1992



Brackets

As of THU 14 AUG 2025

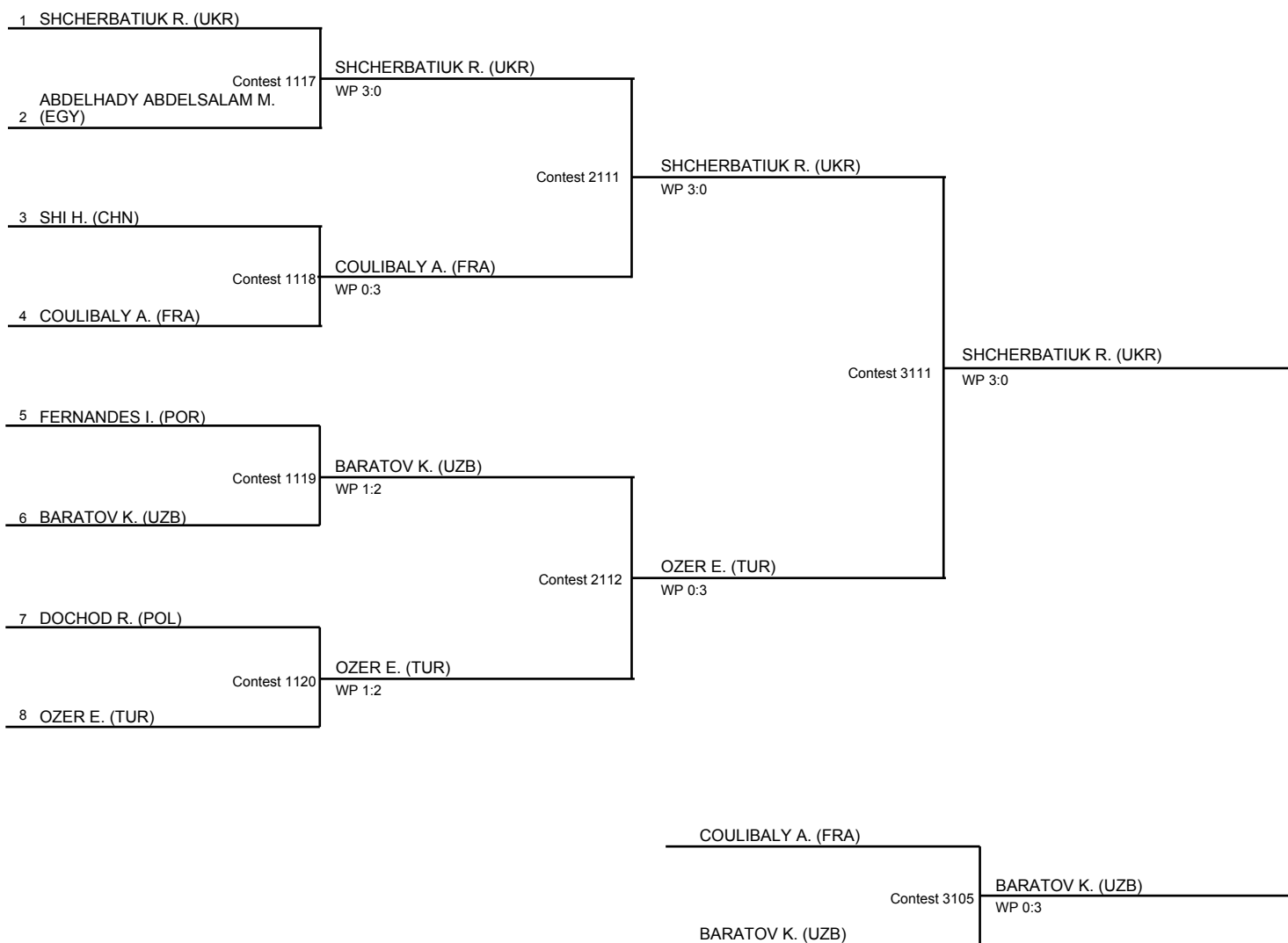
Quarterfinals

Semifinals

Finals

MEDALLISTS

Gold	SHCHERBATIUK R. (UKR)
Silver	OZER E. (TUR)
Bronze	BARATOV K. (UZB)





Medallists

Medal	Name	NOC
GOLD	SHCHERBATIUK Roman	UKR - UKRAINE
SILVER	OZER Emin	TUR - TURKIYE
BRONZE	BARATOV Khusankhon	UZB - UZBEKISTAN



Results

As of THU 14 AUG 2025

Bout number #3105

COULIBALY Abdarhmane (FRA)

0:3

BARATOV Khusankhon (UZB)

Win on Points

RED				BLUE		
COULIBALY Abdarhmane (FRA)				BARATOV Khusankhon (UZB)		
Category	Men’s K1 +91kg					
Judge 3	Judge 2	Judge 1	Score	Judge 1	Judge 2	Judge 3
3	4	3	R1	3	6	6
Exit: 0, Warning: 0, MP: 0, Knock Down: 0, Kick Count: 0			0 : 2	Exit: 0, Warning: 0, MP: 0, Knock Down: 0, Kick Count: 0		
8	9	5	R2	5	11	8
Exit: 0, Warning: 0, MP: 0, Knock Down: 0, Kick Count: 0			0 : 1	Exit: 0, Warning: 0, MP: 0, Knock Down: 0, Kick Count: 0		
8	11	8	R3	9	16	12
Exit: 0, Warning: 0, MP: 0, Knock Down: 0, Kick Count: 0			0 : 3	Exit: 0, Warning: 0, MP: 0, Knock Down: 0, Kick Count: 0		
			0:3	WINNER		
WP						



Results

As of THU 14 AUG 2025

Bout number #3111

SHCHERBATIUK Roman (UKR)

3:0

OZER Emin (TUR)

Win on Points

RED				BLUE		
SHCHERBATIUK Roman (UKR)				OZER Emin (TUR)		
Category	Men´s K1 +91kg					
Judge 3	Judge 2	Judge 1	Score	Judge 1	Judge 2	Judge 3
4	1	4	R1	0	0	0
Exit: 0, Warning: 0, MP: 0, Knock Down: 0, Kick Count: 0			3 : 0	Exit: 0, Warning: 0, MP: 0, Knock Down: 0, Kick Count: 0		
8	3	10	R2	3	1	2
Exit: 0, Warning: 0, MP: 0, Knock Down: 0, Kick Count: 0			3 : 0	Exit: 0, Warning: 0, MP: 0, Knock Down: 0, Kick Count: 0		
10	4	13	R3	4	2	3
Exit: 0, Warning: 0, MP: 0, Knock Down: 0, Kick Count: 0			3 : 0	Exit: 0, Warning: 0, MP: 0, Knock Down: 0, Kick Count: 0		
WINNER			3:0			
			WP			



Results

As of WED 13 AUG 2025

Bout number #2111

SHCHERBATIUK Roman (UKR)

3:0

COULIBALY Abdarhmane (FRA)

Win on Points

RED				BLUE		
SHCHERBATIUK Roman (UKR)				COULIBALY Abdarhmane (FRA)		
Category	Men´s K1 +91kg					
Judge 3	Judge 2	Judge 1	Score	Judge 1	Judge 2	Judge 3
1	1	1	R1	1	1	1
Exit: 0, Warning: 0, MP: 0, Knock Down: 0, Kick Count: 0			0 : 0	Exit: 0, Warning: 0, MP: 0, Knock Down: 0, Kick Count: 0		
9	9	7	R2	3	4	3
Exit: 0, Warning: 0, MP: 0, Knock Down: 0, Kick Count: 0			3 : 0	Exit: 0, Warning: 0, MP: 0, Knock Down: 2, Kick Count: 0		
15	14	9	R3	3	4	3
Exit: 0, Warning: 0, MP: 0, Knock Down: 0, Kick Count: 0			3 : 0	Exit: 0, Warning: 1, MP: 0, Knock Down: 2, Kick Count: 0		
WINNER			3:0			
			WP			



Results

As of WED 13 AUG 2025

Bout number #2112

BARATOV Khusankhon (UZB)

0:3

OZER Emin (TUR)

Win on Points

RED				BLUE		
BARATOV Khusankhon (UZB)				OZER Emin (TUR)		
Category	Men’s K1 +91kg					
Judge 3	Judge 2	Judge 1	Score	Judge 1	Judge 2	Judge 3
1	2	1	R1	3	4	3
Exit: 0, Warning: 0, MP: 0, Knock Down: 0, Kick Count: 0			0 : 3	Exit: 0, Warning: 0, MP: 0, Knock Down: 0, Kick Count: 0		
3	4	2	R2	5	8	7
Exit: 0, Warning: 0, MP: 0, Knock Down: 0, Kick Count: 0			0 : 3	Exit: 0, Warning: 0, MP: 0, Knock Down: 0, Kick Count: 0		
3	6	3	R3	5	10	8
Exit: 0, Warning: 0, MP: 0, Knock Down: 0, Kick Count: 0			0 : 3	Exit: 0, Warning: 0, MP: 0, Knock Down: 0, Kick Count: 0		
			0:3	WINNER		
WP						



Results

As of WED 13 AUG 2025

Bout number #1117

SHCHERBATIUK Roman (UKR)

3:0

ABDELHADY ABDELSALAM Mohamed (EGY)

Win on Points

RED				BLUE		
SHCHERBATIUK Roman (UKR)				ABDELHADY ABDELSALAM Mohamed (EGY)		
Category	Men’s K1 +91kg					
Judge 3	Judge 2	Judge 1	Score	Judge 1	Judge 2	Judge 3
2	2	2	R1	1	1	1
Exit: 0, Warning: 0, MP: 0, Knock Down: 0, Kick Count: 0			3 : 0	Exit: 0, Warning: 0, MP: 0, Knock Down: 0, Kick Count: 0		
8	9	7	R2	2	2	3
Exit: 0, Warning: 0, MP: 0, Knock Down: 0, Kick Count: 0			3 : 0	Exit: 0, Warning: 0, MP: 0, Knock Down: 1, Kick Count: 0		
11	15	9	R3	2	2	3
Exit: 0, Warning: 0, MP: 0, Knock Down: 0, Kick Count: 0			3 : 0	Exit: 0, Warning: 0, MP: 0, Knock Down: 2, Kick Count: 0		
WINNER			3:0			
			WP			



Results

As of WED 13 AUG 2025

Bout number #1118

SHI Haifeng (CHN)

0:3

COULIBALY Abdarhmane (FRA)

Win on Points

RED				BLUE		
SHI Haifeng (CHN)				COULIBALY Abdarhmane (FRA)		
Category	Men’s K1 +91kg					
Judge 3	Judge 2	Judge 1	Score	Judge 1	Judge 2	Judge 3
2	1	2	R1	3	6	5
Exit: 0, Warning: 0, MP: 0, Knock Down: 0, Kick Count: 0			0 : 3	Exit: 0, Warning: 0, MP: 0, Knock Down: 0, Kick Count: 0		
2	3	4	R2	5	9	6
Exit: 0, Warning: 0, MP: 0, Knock Down: 0, Kick Count: 0			0 : 3	Exit: 0, Warning: 0, MP: 0, Knock Down: 0, Kick Count: 0		
3	3	5	R3	7	11	7
Exit: 0, Warning: 0, MP: 0, Knock Down: 0, Kick Count: 0			0 : 3	Exit: 0, Warning: 0, MP: 0, Knock Down: 0, Kick Count: 0		
			0:3	WINNER		
WP						



Results

As of WED 13 AUG 2025

Bout number #1119

FERNANDES Iuri (POR)

1:2

BARATOV Khusankhon (UZB)

Win on Points

RED				BLUE		
FERNANDES Iuri (POR)				BARATOV Khusankhon (UZB)		
Category	Men’s K1 +91kg					
Judge 3	Judge 2	Judge 1	Score	Judge 1	Judge 2	Judge 3
0	0	0	R1	0	0	0
Exit: 0, Warning: 0, MP: 0, Knock Down: 0, Kick Count: 0			0 : 2	Exit: 0, Warning: 0, MP: 0, Knock Down: 0, Kick Count: 0		
2	3	2	R2	2	4	4
Exit: 0, Warning: 0, MP: 0, Knock Down: 0, Kick Count: 0			1 : 2	Exit: 0, Warning: 0, MP: 0, Knock Down: 0, Kick Count: 0		
6	5	6	R3	4	7	8
Exit: 0, Warning: 0, MP: 0, Knock Down: 0, Kick Count: 0			1 : 2	Exit: 0, Warning: 0, MP: 0, Knock Down: 0, Kick Count: 0		
			1:2	WINNER		
WP						



Results

As of WED 13 AUG 2025

Bout number #1120

DOCHOD Robert (POL)

1:2

OZER Emin (TUR)

Win on Points

RED				BLUE		
DOCHOD Robert (POL)				OZER Emin (TUR)		
Category	Men´s K1 +91kg					
Judge 3	Judge 2	Judge 1	Score	Judge 1	Judge 2	Judge 3
4	2	2	R1	1	1	1
Exit: 0, Warning: 0, MP: 0, Knock Down: 0, Kick Count: 0			3 : 0	Exit: 0, Warning: 0, MP: 0, Knock Down: 0, Kick Count: 0		
6	3	3	R2	3	2	2
Exit: 0, Warning: 0, MP: 0, Knock Down: 0, Kick Count: 0			2 : 0	Exit: 0, Warning: 0, MP: 0, Knock Down: 0, Kick Count: 0		
7	4	4	R3	6	4	3
Exit: 0, Warning: 0, MP: 0, Knock Down: 0, Kick Count: 0			1 : 2	Exit: 0, Warning: 0, MP: 0, Knock Down: 0, Kick Count: 0		
			1:2	WINNER		
WP						



KICKBOXING

Men's Point Fighting -63kg



Entry List by Event

As of MON 11 AUG 2025

NOC	Name	Event	Date of Birth
BUL - BULGARIA	RADULOV Borislav	Men's Point Fighting -63kg	31 JAN 1999
CHI - CHILE	CORDOVA Kevin Eduardo	Men's Point Fighting -63kg	16 OCT 1995
GER - GERMANY	VICZIAN Roland	Men's Point Fighting -63kg	03 DEC 2000
HUN - HUNGARY	VERES Roland	Men's Point Fighting -63kg	28 JAN 1999
ITA - ITALY	LANZILAO Gabriele	Men's Point Fighting -63kg	30 JAN 1998
MEX - MEXICO	CAMPUZANO Raul	Men's Point Fighting -63kg	03 MAR 1999
RSA - SOUTH AFRICA	MAHOMED Ahmad	Men's Point Fighting -63kg	28 MAR 2007
UZB - UZBEKISTAN	KOSOLAPOV Sergey	Men's Point Fighting -63kg	04 MAR 2002



Brackets

As of THU 14 AUG 2025

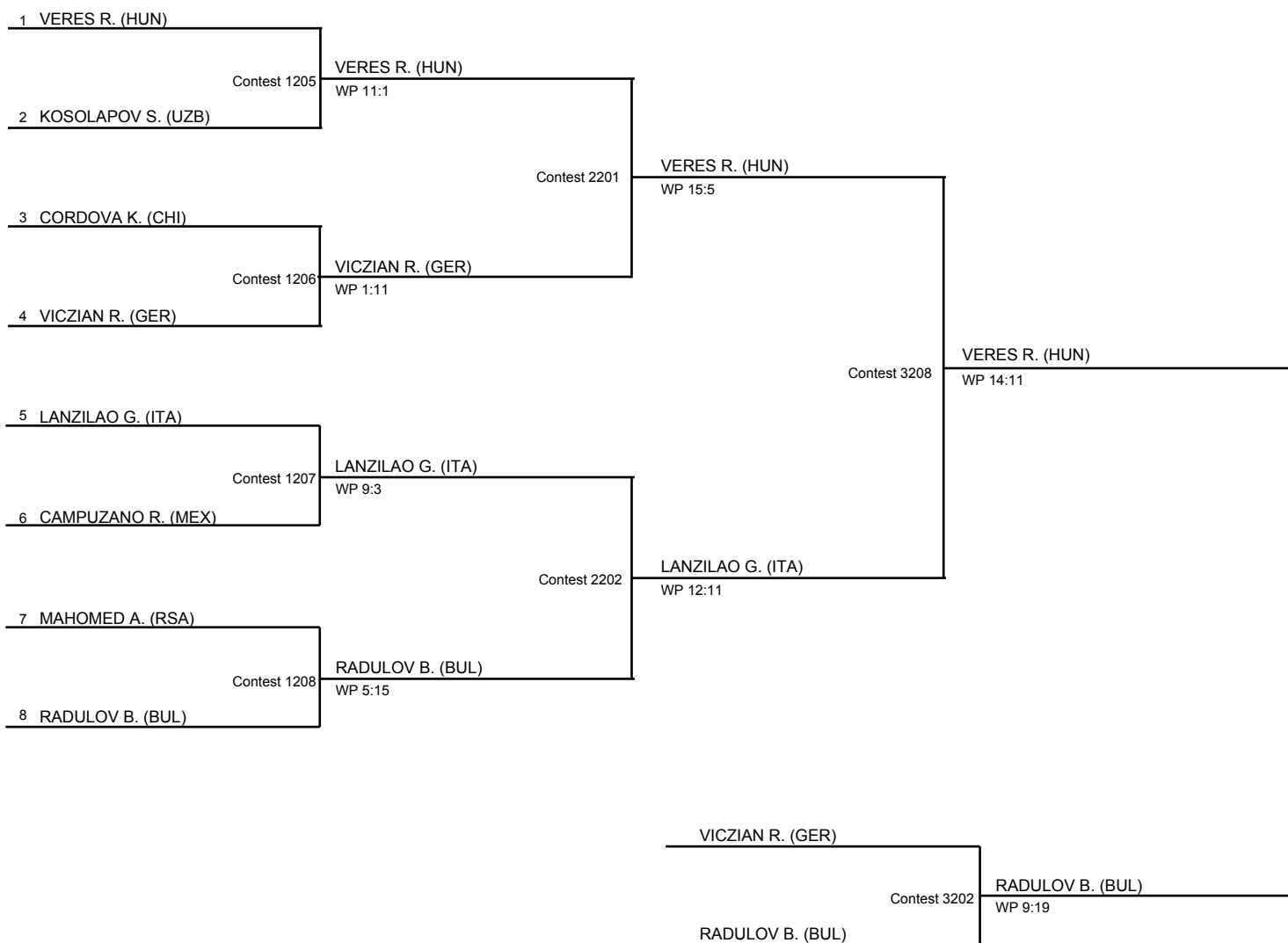
Quarterfinals

Semifinals

Finals

MEDALLISTS

Gold	VERES R. (HUN)
Silver	LANZILAO G. (ITA)
Bronze	RADULOV B. (BUL)





Medallists

Medal	Name	NOC
GOLD	VERES Roland	HUN - HUNGARY
SILVER	LANZILAO Gabriele	ITA - ITALY
BRONZE	RADULOV Borislav	BUL - BULGARIA



Results

As of THU 14 AUG 2025

Bout number #3202

VICZIAN Roland (GER)

9:19

RADULOV Borislav (BUL)

Win on Points

RED		BLUE	
VICZIAN Roland (GER)		RADULOV Borislav (BUL)	
Category	Men´s Point Fighting -63kg		
Score			Score
3		R1	8
Exit: 0, Warning: 0, Knock Down: 0			Exit: 0, Warning: 0, Knock Down: 0
9		R2	14
Exit: 0, Warning: 0, Knock Down: 0			Exit: 0, Warning: 0, Knock Down: 0
9		R3	19
Exit: 0, Warning: 0, Knock Down: 0		Total	Exit: 0, Warning: 0, Knock Down: 0
		9:19	WINNER
		WP	



Results

As of THU 14 AUG 2025

Bout number #3208

VERES Roland (HUN)

14:11

LANZILAO Gabriele (ITA)

Win on Points

RED		BLUE	
VERES Roland (HUN)		LANZILAO Gabriele (ITA)	
Category	Men´s Point Fighting -63kg		
Score			Score
3		R1	2
Exit: 0, Warning: 0, Knock Down: 0			Exit: 0, Warning: 0, Knock Down: 0
8		R2	4
Exit: 0, Warning: 0, Knock Down: 0			Exit: 0, Warning: 0, Knock Down: 0
14		R3	11
Exit: 1, Warning: 0, Knock Down: 0		Total	Exit: 0, Warning: 0, Knock Down: 0
WINNER		14:11	
		WP	



Results

As of WED 13 AUG 2025

Bout number #2201

VERES Roland (HUN)

15:5

VICZIAN Roland (GER)

Win on Points

RED		BLUE	
VERES Roland (HUN)		VICZIAN Roland (GER)	
Category	Men’s Point Fighting -63kg		
Score			Score
6		R1	1
Exit: 0, Warning: 0, Knock Down: 0			Exit: 0, Warning: 0, Knock Down: 0
10		R2	5
Exit: 0, Warning: 0, Knock Down: 0			Exit: 0, Warning: 0, Knock Down: 0
15		R3	5
Exit: 0, Warning: 0, Knock Down: 0		Total	Exit: 0, Warning: 0, Knock Down: 0
WINNER		15:5	
		WP	



Results

As of WED 13 AUG 2025

Bout number #2202

LANZILAO Gabriele (ITA)

12:11

RADULOV Borislav (BUL)

Win on Points

RED		BLUE	
LANZILAO Gabriele (ITA)		RADULOV Borislav (BUL)	
Category	Men´s Point Fighting -63kg		
Score			Score
4		R1	3
Exit: 0, Warning: 0, Knock Down: 0			Exit: 0, Warning: 0, Knock Down: 0
5		R2	6
Exit: 1, Warning: 0, Knock Down: 0			Exit: 0, Warning: 0, Knock Down: 0
12		R3	11
Exit: 1, Warning: 0, Knock Down: 0		Total	Exit: 0, Warning: 0, Knock Down: 0
WINNER		12:11	
		WP	



Results

As of TUE 12 AUG 2025

Bout number #1205

VERES Roland (HUN)

11:1

KOSOLAPOV Sergey (UZB)

Win on Points

RED		BLUE	
VERES Roland (HUN)		KOSOLAPOV Sergey (UZB)	
Category	Men´s Point Fighting -63kg		
Score			Score
3		R1	0
Exit: 1, Warning: 0, Knock Down: 0			Exit: 0, Warning: 0, Knock Down: 0
9		R2	1
Exit: 1, Warning: 0, Knock Down: 0			Exit: 0, Warning: 0, Knock Down: 0
11		R3	1
Exit: 1, Warning: 0, Knock Down: 0		Total	Exit: 0, Warning: 0, Knock Down: 0
WINNER		11:1	
		WP	



Results

As of TUE 12 AUG 2025

Bout number #1206

CORDOVA Kevin Eduardo (CHI)

1:11

VICZIAN Roland (GER)

Win on Points

RED		BLUE	
CORDOVA Kevin Eduardo (CHI)		VICZIAN Roland (GER)	
Category	Men´s Point Fighting -63kg		
Score			Score
1		R1	6
Exit: 0, Warning: 0, Knock Down: 0			Exit: 0, Warning: 0, Knock Down: 0
1		R2	10
Exit: 0, Warning: 0, Knock Down: 0			Exit: 0, Warning: 0, Knock Down: 0
1		R3	11
Exit: 0, Warning: 0, Knock Down: 0		Total	Exit: 0, Warning: 0, Knock Down: 0
		1:11	WINNER
WP			



Results

As of TUE 12 AUG 2025

Bout number #1207

LANZILAO Gabriele (ITA)

9:3

CAMPUZANO Raul (MEX)

Win on Points

RED		BLUE	
LANZILAO Gabriele (ITA)		CAMPUZANO Raul (MEX)	
Category	Men´s Point Fighting -63kg		
Score			Score
3		R1	0
Exit: 0, Warning: 0, Knock Down: 0			Exit: 0, Warning: 0, Knock Down: 0
6		R2	1
Exit: 0, Warning: 0, Knock Down: 0			Exit: 0, Warning: 0, Knock Down: 0
9		R3	3
Exit: 0, Warning: 0, Knock Down: 0		Total	Exit: 0, Warning: 0, Knock Down: 0
WINNER		9:3	
		WP	



Results

As of TUE 12 AUG 2025

Bout number #1208

MAHOMED Ahmad (RSA)

5:15

RADULOV Borislav (BUL)

Win on Points

RED		BLUE	
MAHOMED Ahmad (RSA)		RADULOV Borislav (BUL)	
Category	Men’s Point Fighting -63kg		
Score			Score
2		R1	5
Exit: 1, Warning: 0, Knock Down: 0			Exit: 0, Warning: 0, Knock Down: 0
5		R2	12
Exit: 1, Warning: 0, Knock Down: 0			Exit: 0, Warning: 0, Knock Down: 0
5		R3	15
Exit: 2, Warning: 0, Knock Down: 0		Total	Exit: 0, Warning: 0, Knock Down: 0
		5:15	WINNER
WP			



KICKBOXING

Men's Point Fighting -74kg



Entry List by Event

As of MON 11 AUG 2025

NOC	Name	Event	Date of Birth
AUT - AUSTRIA	ZIMMERMANN Erik	Men's Point Fighting -74kg	01 AUG 2003
CHN - PEOPLE'S REPUBLIC OF CHINA	MENG Xiangshuo	Men's Point Fighting -74kg	01 FEB 2005
GRE - GREECE	ANASTASOPOULOS Konstantinos	Men's Point Fighting -74kg	02 SEP 2004
GUA - GUATEMALA	SANTIAGO BENDELDT Jose	Men's Point Fighting -74kg	20 SEP 1988
HUN - HUNGARY	BALINT Martin	Men's Point Fighting -74kg	29 OCT 2002
NED - NETHERLANDS	BURKE Carvin Guiliano	Men's Point Fighting -74kg	11 JAN 1995
RSA - SOUTH AFRICA	MIA Muhammad	Men's Point Fighting -74kg	21 AUG 2001
UZB - UZBEKISTAN	MIRZAEV Masrurbek	Men's Point Fighting -74kg	24 MAR 2006



Brackets

As of THU 14 AUG 2025

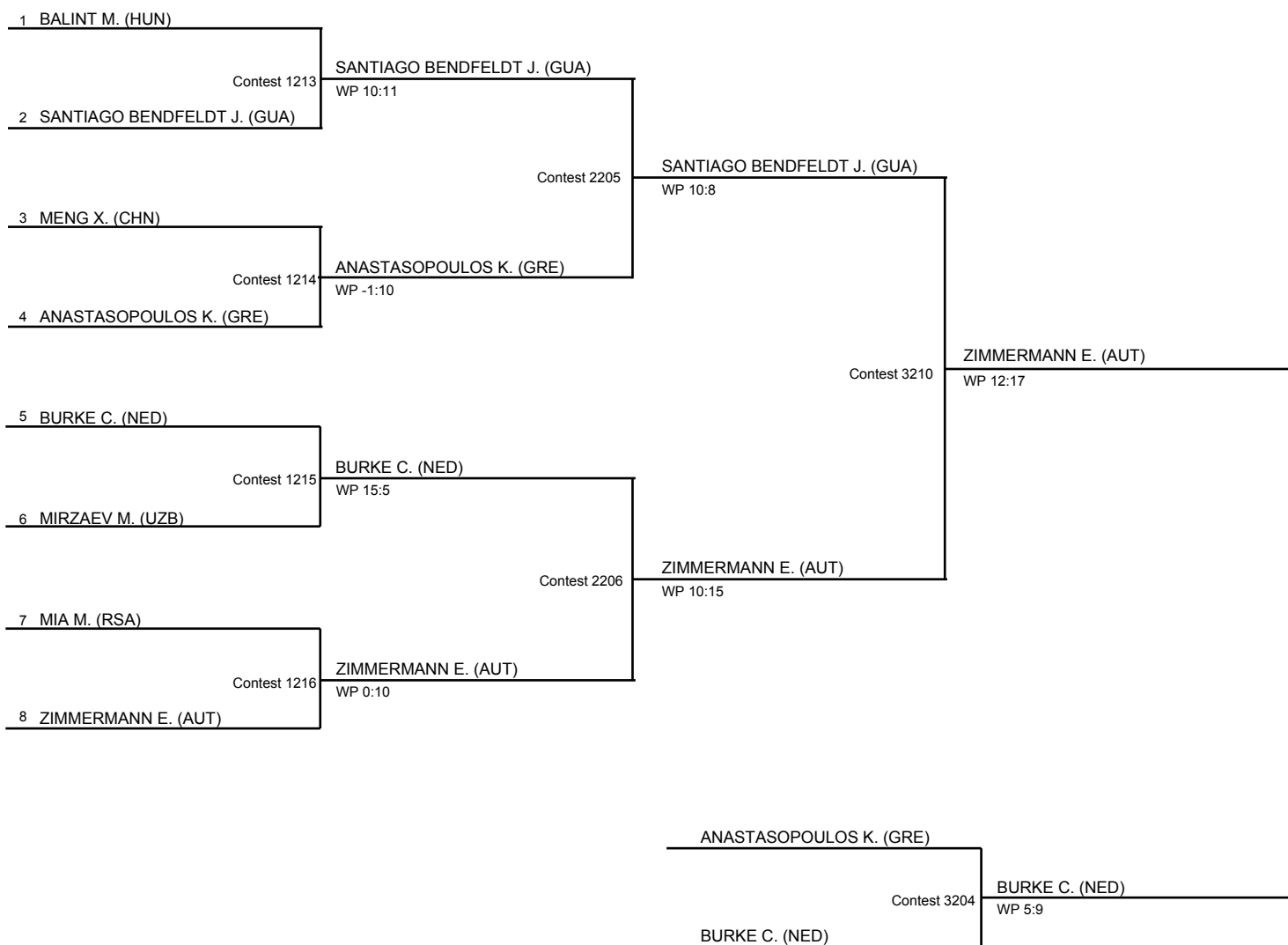
Quarterfinals

Semifinals

Finals

MEDALLISTS

Gold	ZIMMERMANN E. (AUT)
Silver	SANTIAGO BENDFELDT J. (GUA)
Bronze	BURKE C. (NED)





Medallists

Medal	Name	NOC
GOLD	ZIMMERMANN Erik	AUT - AUSTRIA
SILVER	SANTIAGO BENDFELDT Jose	GUA - GUATEMALA
BRONZE	BURKE Carvin Guiliano	NED - NETHERLANDS



Results

As of THU 14 AUG 2025

Bout number #3204

ANASTASOPOULOS Konstantinos (GRE)

5:9

BURKE Carvin Guiliano (NED)

Win on Points

RED		BLUE	
ANASTASOPOULOS Konstantinos (GRE)		BURKE Carvin Guiliano (NED)	
Category	Men´s Point Fighting -74kg		
Score			Score
0		R1	3
Exit: 0, Warning: 0, Knock Down: 0			Exit: 0, Warning: 0, Knock Down: 0
3		R2	6
Exit: 0, Warning: 0, Knock Down: 0			Exit: 0, Warning: 0, Knock Down: 0
5		R3	9
Exit: 0, Warning: 0, Knock Down: 0		Total	Exit: 1, Warning: 0, Knock Down: 0
		5:9	WINNER
WP			



Results

As of THU 14 AUG 2025

Bout number #3210

SANTIAGO BENDEFELDT Jose (GUA)

12:17

ZIMMERMANN Erik (AUT)

Win on Points

RED		BLUE	
SANTIAGO BENDEFELDT Jose (GUA)		ZIMMERMANN Erik (AUT)	
Category	Men´s Point Fighting -74kg		
Score			Score
2		R1	9
Exit: 0, Warning: 1, Knock Down: 0			Exit: 0, Warning: 0, Knock Down: 0
5		R2	11
Exit: 0, Warning: 3, Knock Down: 0			Exit: 0, Warning: 0, Knock Down: 0
12		R3	17
Exit: 0, Warning: 3, Knock Down: 0		Total	Exit: 0, Warning: 1, Knock Down: 0
		12:17	WINNER
WP			



Results

As of THU 14 AUG 2025

Bout number #2205

SANTIAGO BENDELDT Jose (GUA)

10:8

ANASTASOPOULOS Konstantinos (GRE)

Win on Points

RED		BLUE	
SANTIAGO BENDFELDT Jose (GUA)		ANASTASOPOULOS Konstantinos (GRE)	
Category	Men´s Point Fighting -74kg		
Score			Score
3		R1	2
Exit: 0, Warning: 0, Knock Down: 0			Exit: 0, Warning: 0, Knock Down: 0
5		R2	3
Exit: 0, Warning: 0, Knock Down: 0			Exit: 1, Warning: 0, Knock Down: 0
10		R3	8
Exit: 0, Warning: 0, Knock Down: 0		Total	Exit: 1, Warning: 0, Knock Down: 0
WINNER		10:8	
		WP	



Results

As of WED 13 AUG 2025

Bout number #2206

BURKE Carvin Guiliano (NED)

10:15

ZIMMERMANN Erik (AUT)

Win on Points

RED		BLUE	
BURKE Carvin Guiliano (NED)		ZIMMERMANN Erik (AUT)	
Category	Men´s Point Fighting -74kg		
Score			Score
3		R1	6
Exit: 0, Warning: 0, Knock Down: 0			Exit: 0, Warning: 0, Knock Down: 0
5		R2	10
Exit: 0, Warning: 0, Knock Down: 0			Exit: 0, Warning: 0, Knock Down: 0
10		R3	15
Exit: 0, Warning: 1, Knock Down: 0		Total	Exit: 0, Warning: 0, Knock Down: 0
		10:15	WINNER
WP			



Results

As of TUE 12 AUG 2025

Bout number #1213

BALINT Martin (HUN)

10:11

SANTIAGO BENDELDT Jose (GUA)

Win on Points

RED		BLUE	
BALINT Martin (HUN)		SANTIAGO BENDFELDT Jose (GUA)	
Category	Men´s Point Fighting -74kg		
Score			Score
4		R1	3
Exit: 0, Warning: 0, Knock Down: 0			Exit: 0, Warning: 0, Knock Down: 0
8		R2	7
Exit: 0, Warning: 1, Knock Down: 0			Exit: 0, Warning: 0, Knock Down: 0
10		R3	11
Exit: 0, Warning: 1, Knock Down: 0		Total	Exit: 0, Warning: 0, Knock Down: 0
		10:11	WINNER
WP			



Results

As of TUE 12 AUG 2025

Bout number #1214

MENG Xiangshuo (CHN)

-1:9

ANASTASOPOULOS Konstantinos (GRE)

Win on Points

RED		BLUE	
MENG Xiangshuo (CHN)		ANASTASOPOULOS Konstantinos (GRE)	
Category	Men´s Point Fighting -74kg		
Score			Score
-1		R1	9
Exit: 1, Warning: 0, Knock Down: 0			Exit: 0, Warning: 0, Knock Down: 0
		R2	
		R3	
		Total	
		-1:9	WINNER
		WP	



Results

As of TUE 12 AUG 2025

Bout number #1215

BURKE Carvin Guiliano (NED)

15:5

MIRZAEV Masrurbek (UZB)

Win on Points

RED		BLUE	
BURKE Carvin Guiliano (NED)		MIRZAEV Masrurbek (UZB)	
Category	Men´s Point Fighting -74kg		
Score			Score
7		R1	0
Exit: 0, Warning: 0, Knock Down: 0			Exit: 0, Warning: 0, Knock Down: 0
9		R2	3
Exit: 1, Warning: 0, Knock Down: 0			Exit: 0, Warning: 0, Knock Down: 0
15		R3	5
Exit: 1, Warning: 0, Knock Down: 0		Total	Exit: 0, Warning: 0, Knock Down: 0
WINNER		15:5	
		WP	



Results

As of TUE 12 AUG 2025

Bout number #1216

MIA Muhammad (RSA)

0:10

ZIMMERMANN Erik (AUT)

Win on Points

RED		BLUE	
MIA Muhammad (RSA)		ZIMMERMANN Erik (AUT)	
Category	Men’s Point Fighting -74kg		
Score			Score
0		R1	10
Exit: 0, Warning: 0, Knock Down: 0			Exit: 0, Warning: 0, Knock Down: 0
		R2	
		R3	
		Total	
		0:10	WINNER
		WP	



KICKBOXING

Men's Point Fighting -84kg



Entry List by Event

As of MON 11 AUG 2025

NOC	Name	Event	Date of Birth
AUT - AUSTRIA			
	SALZBURGER Noel	Men's Point Fighting -84kg	01 JUL 2005
CAN - CANADA			
	MORIN Dwayne	Men's Point Fighting -84kg	17 APR 2003
GBR - GREAT BRITAIN			
	MEEKIN James	Men's Point Fighting -84kg	14 JUL 2003
GRE - GREECE			
	ECONOMO Dimitrios	Men's Point Fighting -84kg	06 SEP 2003
IRL - IRELAND			
	RYAN Garreth	Men's Point Fighting -84kg	08 DEC 1993
IRQ - IRAQ			
	AL-HILFI Ali Kareem Abdulzahra	Men's Point Fighting -84kg	22 JUN 1995
MEX - MEXICO			
	SOLORIO Hector	Men's Point Fighting -84kg	24 SEP 1998
RSA - SOUTH AFRICA			
	GETHING Matthew	Men's Point Fighting -84kg	07 FEB 2006



Brackets

As of THU 14 AUG 2025

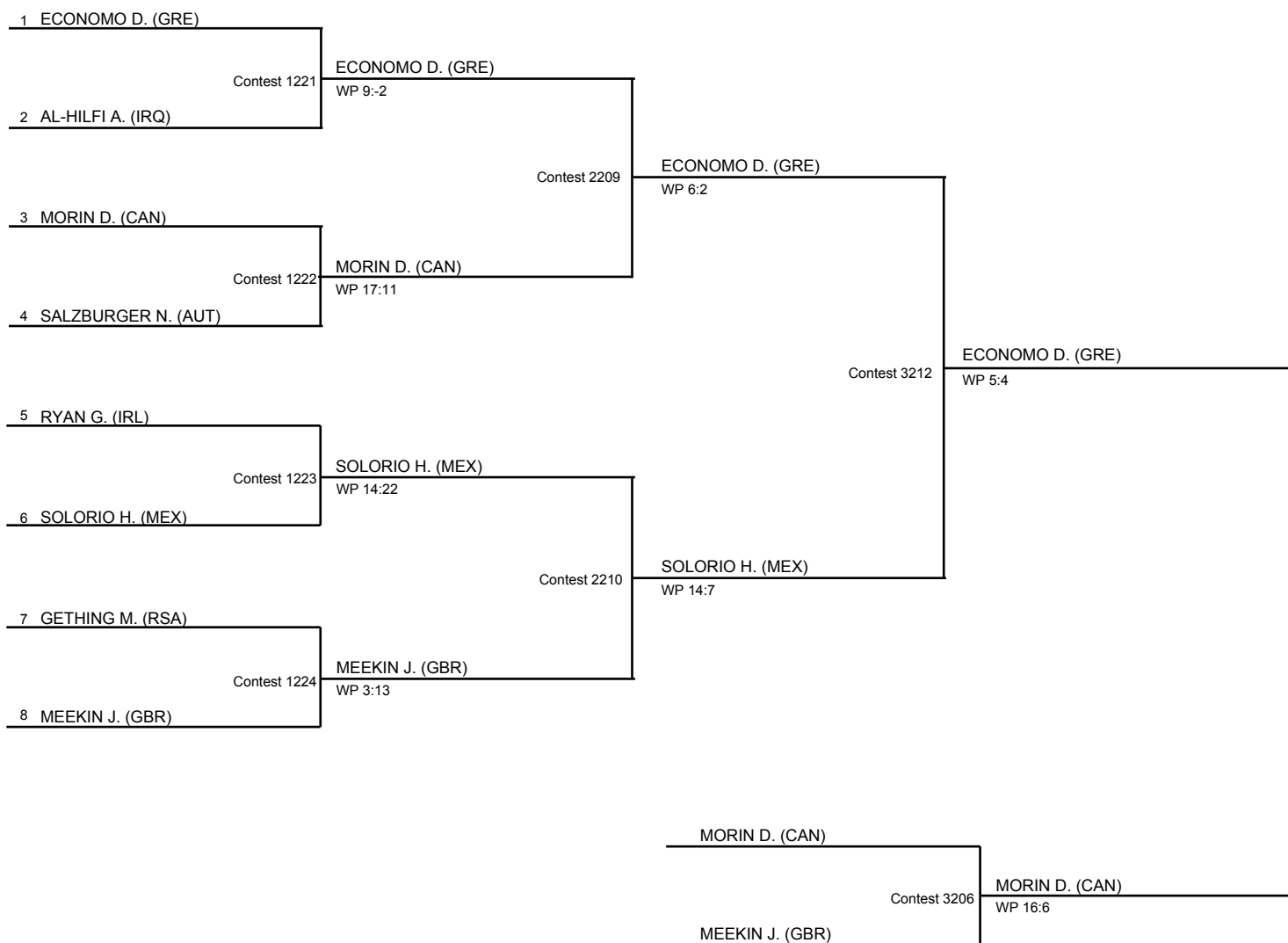
Quarterfinals

Semifinals

Finals

MEDALLISTS

Gold	ECONOMO D. (GRE)
Silver	SOLORIO H. (MEX)
Bronze	MORIN D. (CAN)



**Medallists**

Medal	Name	NOC
GOLD	ECONOMO Dimitrios	GRE - GREECE
SILVER	SOLORIO Hector	MEX - MEXICO
BRONZE	MORIN Dwayne	CAN - CANADA



Results

As of THU 14 AUG 2025

Bout number #3206

MORIN Dwayne (CAN)

16:6

MEEKIN James (GBR)

Win on Points

RED		BLUE	
MORIN Dwayne (CAN)		MEEKIN James (GBR)	
Category	Men´s Point Fighting -84kg		
Score			Score
3		R1	0
Exit: 0, Warning: 0, Knock Down: 0			Exit: 0, Warning: 0, Knock Down: 0
9		R2	2
Exit: 0, Warning: 0, Knock Down: 0			Exit: 0, Warning: 0, Knock Down: 0
16		R3	6
Exit: 0, Warning: 0, Knock Down: 0		Total	Exit: 0, Warning: 0, Knock Down: 0
WINNER		16:6	
		WP	



Results

As of THU 14 AUG 2025

Bout number #3212

ECONOMO Dimitrios (GRE)

5:4

SOLORIO Hector (MEX)

Win on Points

RED		BLUE	
ECONOMO Dimitrios (GRE)		SOLORIO Hector (MEX)	
Category	Men´s Point Fighting -84kg		
Score			Score
2		R1	0
Exit: 0, Warning: 0, Knock Down: 0			Exit: 0, Warning: 2, Knock Down: 0
3		R2	1
Exit: 0, Warning: 0, Knock Down: 0			Exit: 0, Warning: 2, Knock Down: 0
5		R3	4
Exit: 0, Warning: 0, Knock Down: 0		Total	Exit: 0, Warning: 2, Knock Down: 0
WINNER		5:4	
		WP	



Results

As of WED 13 AUG 2025

Bout number #2209

ECONOMO Dimitrios (GRE)

6:2

MORIN Dwayne (CAN)

Win on Points

RED		BLUE	
ECONOMO Dimitrios (GRE)		MORIN Dwayne (CAN)	
Category	Men’s Point Fighting -84kg		
Score			Score
1		R1	0
Exit: 0, Warning: 0, Knock Down: 0			Exit: 0, Warning: 0, Knock Down: 0
3		R2	0
Exit: 0, Warning: 0, Knock Down: 0			Exit: 0, Warning: 0, Knock Down: 0
6		R3	2
Exit: 0, Warning: 0, Knock Down: 0		Total	Exit: 1, Warning: 0, Knock Down: 0
WINNER		6:2	
		WP	



Results

As of WED 13 AUG 2025

Bout number #2210

SOLORIO Hector (MEX)

14:7

MEEKIN James (GBR)

Win on Points

RED		BLUE	
SOLORIO Hector (MEX)		MEEKIN James (GBR)	
Category	Men´s Point Fighting -84kg		
Score			Score
2		R1	3
Exit: 0, Warning: 0, Knock Down: 0			Exit: 0, Warning: 0, Knock Down: 0
6		R2	4
Exit: 0, Warning: 0, Knock Down: 0			Exit: 0, Warning: 0, Knock Down: 0
14		R3	7
Exit: 0, Warning: 0, Knock Down: 0		Total	Exit: 0, Warning: 0, Knock Down: 0
WINNER		14:7	
		WP	



Results

As of TUE 12 AUG 2025

Bout number #1221

ECONOMO Dimitrios (GRE)

9:-2

AL-HILFI Ali Kareem Abdulzahra (IRQ)

Win on Points

RED		BLUE	
ECONOMO Dimitrios (GRE)		AL-HILFI Ali Kareem Abdulzahra (IRQ)	
Category	Men´s Point Fighting -84kg		
Score			Score
7		R1	-2
Exit: 0, Warning: 0, Knock Down: 0			Exit: 2, Warning: 0, Knock Down: 0
9		R2	-2
Exit: 0, Warning: 0, Knock Down: 0			Exit: 2, Warning: 0, Knock Down: 0
		R3	
		Total	
WINNER		9:-2	
		WP	



Results

As of TUE 12 AUG 2025

Bout number #1222

MORIN Dwayne (CAN)

17:11

SALZBURGER Noel (AUT)

Win on Points

RED		BLUE	
MORIN Dwayne (CAN)		SALZBURGER Noel (AUT)	
Category	Men´s Point Fighting -84kg		
Score			Score
5		R1	4
Exit: 0, Warning: 0, Knock Down: 0			Exit: 0, Warning: 0, Knock Down: 0
10		R2	7
Exit: 0, Warning: 1, Knock Down: 0			Exit: 0, Warning: 0, Knock Down: 0
17		R3	11
Exit: 0, Warning: 2, Knock Down: 0		Total	Exit: 0, Warning: 0, Knock Down: 0
WINNER		17:11	
		WP	



Results

As of TUE 12 AUG 2025

Bout number #1223

RYAN Garreth (IRL)

14:22

SOLORIO Hector (MEX)

Win on Points

RED		BLUE	
RYAN Garreth (IRL)		SOLORIO Hector (MEX)	
Category	Men’s Point Fighting -84kg		
Score			Score
6		R1	6
Exit: 0, Warning: 0, Knock Down: 0			Exit: 0, Warning: 0, Knock Down: 0
10		R2	13
Exit: 0, Warning: 0, Knock Down: 0			Exit: 0, Warning: 0, Knock Down: 0
14		R3	22
Exit: 0, Warning: 0, Knock Down: 0		Total	Exit: 0, Warning: 0, Knock Down: 0
		14:22	WINNER
		WP	



Results

As of TUE 12 AUG 2025

Bout number #1224

GETHING Matthew (RSA)

3:13

MEEKIN James (GBR)

Win on Points

RED		BLUE	
GETHING Matthew (RSA)		MEEKIN James (GBR)	
Category	Men’s Point Fighting -84kg		
Score			Score
1		R1	3
Exit: 1, Warning: 0, Knock Down: 0			Exit: 0, Warning: 0, Knock Down: 0
3		R2	7
Exit: 1, Warning: 0, Knock Down: 0			Exit: 0, Warning: 0, Knock Down: 0
3		R3	13
Exit: 1, Warning: 0, Knock Down: 0		Total	Exit: 0, Warning: 0, Knock Down: 0
		3:13	WINNER
WP			



TWG
2025
CHENGDU



KICKBOXING

Women's K1 -52kg



Entry List by Event

As of MON 11 AUG 2025

NOC	Name	Event	Date of Birth
BRA - BRAZIL	BITENCOURT Suellen	Women's K1 -52kg	25 JUN 1996
CHN - PEOPLE'S REPUBLIC OF CHINA	GENG Chunlei	Women's K1 -52kg	04 MAI 2000
CZE - CZECHIA	STRNADOVA Klara	Women's K1 -52kg	10 APR 1995
ISR - ISRAEL	SACHKOV Yulia	Women's K1 -52kg	28 DEC 1998
MAR - MOROCCO	EL MOUBARIK Meriem	Women's K1 -52kg	16 JUL 1991
TUR - TURKIYE	AZIZOGLU Feyzanur	Women's K1 -52kg	04 JAN 2001
UKR - UKRAINE	IVANOVA Daryna	Women's K1 -52kg	29 JUN 1989
VIE - VIETNAM	TRIEU Thi Phuong Thuy	Women's K1 -52kg	17 JUN 2000



Brackets

As of THU 14 AUG 2025

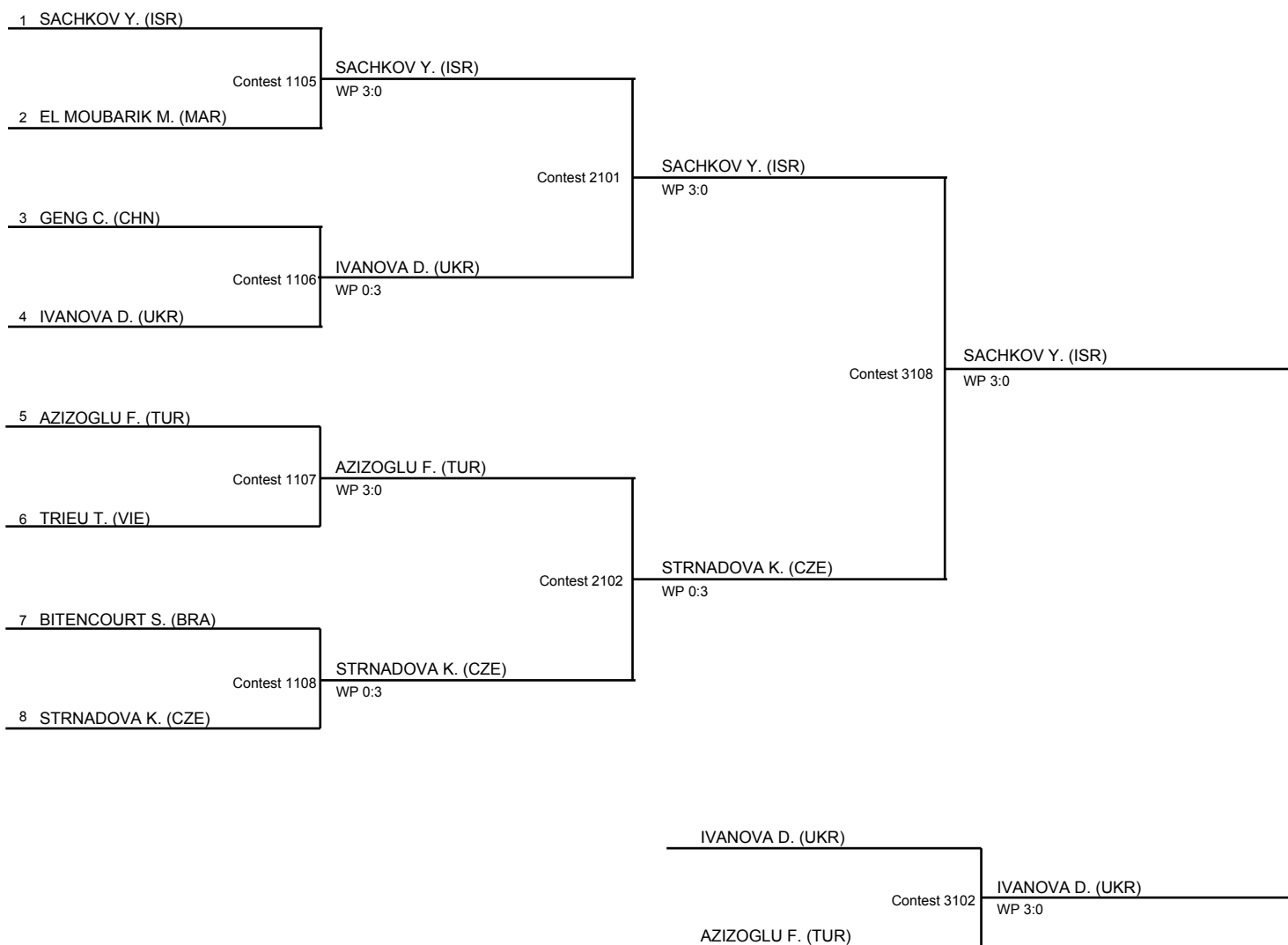
Quarterfinals

Semifinals

Finals

MEDALLISTS

Gold	SACHKOV Y. (ISR)
Silver	STRNADOVA K. (CZE)
Bronze	IVANOVA D. (UKR)





Medallists

Medal	Name	NOC
GOLD	SACHKOV Yulia	ISR - ISRAEL
SILVER	STRNADOVA Klara	CZE - CZECHIA
BRONZE	IVANOVA Daryna	UKR - UKRAINE



Results

As of THU 14 AUG 2025

Bout number #3102

IVANOVA Daryna (UKR)

3:0

AZIZOGLU Feyzanur (TUR)

Win on Points

RED				BLUE		
IVANOVA Daryna (UKR)				AZIZOGLU Feyzanur (TUR)		
Category	Women´s K1 -52kg					
Judge 3	Judge 2	Judge 1	Score	Judge 1	Judge 2	Judge 3
4	4	7	R1	3	1	2
Exit: 0, Warning: 0, MP: 0, Knock Down: 0, Kick Count: 0			3 : 0	Exit: 0, Warning: 0, MP: 0, Knock Down: 0, Kick Count: 0		
8	9	13	R2	5	4	4
Exit: 0, Warning: 0, MP: 0, Knock Down: 0, Kick Count: 0			3 : 0	Exit: 0, Warning: 0, MP: 0, Knock Down: 0, Kick Count: 0		
14	14	17	R3	9	7	5
Exit: 0, Warning: 0, MP: 0, Knock Down: 0, Kick Count: 0			3 : 0	Exit: 0, Warning: 0, MP: 0, Knock Down: 0, Kick Count: 0		
WINNER			3:0			
			WP			



Results

As of THU 14 AUG 2025

Bout number #3108

SACHKOV Yulia (ISR)

3:0

STRNADOVA Klara (CZE)

Win on Points

RED				BLUE		
SACHKOV Yulia (ISR)				STRNADOVA Klara (CZE)		
Category	Women´s K1 -52kg					
Judge 3	Judge 2	Judge 1	Score	Judge 1	Judge 2	Judge 3
2	2	4	R1	2	0	2
Exit: 0, Warning: 0, MP: 0, Knock Down: 0, Kick Count: 0			2 : 0	Exit: 0, Warning: 0, MP: 0, Knock Down: 0, Kick Count: 0		
5	5	7	R2	4	3	3
Exit: 0, Warning: 0, MP: 0, Knock Down: 0, Kick Count: 0			3 : 0	Exit: 0, Warning: 0, MP: 0, Knock Down: 0, Kick Count: 0		
7	6	9	R3	6	4	3
Exit: 0, Warning: 0, MP: 0, Knock Down: 0, Kick Count: 0			3 : 0	Exit: 0, Warning: 0, MP: 0, Knock Down: 0, Kick Count: 0		
WINNER			3:0			
			WP			



Results

As of WED 13 AUG 2025

Bout number #2101

SACHKOV Yulia (ISR)

3:0

IVANOVA Daryna (UKR)

Win on Points

RED				BLUE		
SACHKOV Yulia (ISR)				IVANOVA Daryna (UKR)		
Category	Women´s K1 -52kg					
Judge 3	Judge 2	Judge 1	Score	Judge 1	Judge 2	Judge 3
4	4	6	R1	5	1	3
Exit: 0, Warning: 0, MP: 0, Knock Down: 0, Kick Count: 0			3 : 0	Exit: 0, Warning: 0, MP: 0, Knock Down: 0, Kick Count: 0		
6	6	13	R2	13	6	6
Exit: 0, Warning: 0, MP: 0, Knock Down: 0, Kick Count: 0			0 : 0	Exit: 0, Warning: 0, MP: 0, Knock Down: 0, Kick Count: 0		
13	8	19	R3	17	7	10
Exit: 0, Warning: 0, MP: 0, Knock Down: 0, Kick Count: 0			3 : 0	Exit: 0, Warning: 0, MP: 0, Knock Down: 0, Kick Count: 0		
WINNER			3:0			
		WP				



Results

As of WED 13 AUG 2025

Bout number #2102

AZIZOGLU Feyzanur (TUR)

0:3

STRNADOVA Klara (CZE)

Win on Points

RED				BLUE		
AZIZOGLU Feyzanur (TUR)				STRNADOVA Klara (CZE)		
Category	Women´s K1 -52kg					
Judge 3	Judge 2	Judge 1	Score	Judge 1	Judge 2	Judge 3
2	3	3	R1	5	4	5
Exit: 0, Warning: 0, MP: 0, Knock Down: 0, Kick Count: 0			0 : 3	Exit: 0, Warning: 0, MP: 0, Knock Down: 0, Kick Count: 0		
5	4	8	R2	8	6	11
Exit: 0, Warning: 0, MP: 0, Knock Down: 0, Kick Count: 0			0 : 2	Exit: 0, Warning: 0, MP: 0, Knock Down: 0, Kick Count: 0		
7	5	8	R3	12	9	14
Exit: 0, Warning: 0, MP: 0, Knock Down: 0, Kick Count: 0			0 : 3	Exit: 0, Warning: 0, MP: 0, Knock Down: 0, Kick Count: 0		
			0:3	WINNER		
WP						



Results

As of WED 13 AUG 2025

Bout number #1105

SACHKOV Yulia (ISR)

3:0

EL MOUBARIK Meriem (MAR)

Win on Points

RED				BLUE		
SACHKOV Yulia (ISR)				EL MOUBARIK Meriem (MAR)		
Category	Women´s K1 -52kg					
Judge 3	Judge 2	Judge 1	Score	Judge 1	Judge 2	Judge 3
3	4	4	R1	1	1	0
Exit: 0, Warning: 0, MP: 0, Knock Down: 0, Kick Count: 0			3 : 0	Exit: 0, Warning: 0, MP: 0, Knock Down: 0, Kick Count: 0		
4	7	7	R2	5	2	1
Exit: 0, Warning: 0, MP: 0, Knock Down: 0, Kick Count: 0			3 : 0	Exit: 0, Warning: 0, MP: 0, Knock Down: 0, Kick Count: 0		
4	8	10	R3	7	4	1
Exit: 0, Warning: 0, MP: 0, Knock Down: 0, Kick Count: 0			3 : 0	Exit: 0, Warning: 0, MP: 0, Knock Down: 0, Kick Count: 0		
WINNER			3:0			
			WP			



Results

As of WED 13 AUG 2025

Bout number #1106

GENG Chunlei (CHN)

0:3

IVANOVA Daryna (UKR)

Win on Points

RED				BLUE		
GENG Chunlei (CHN)				IVANOVA Daryna (UKR)		
Category	Women´s K1 -52kg					
Judge 3	Judge 2	Judge 1	Score	Judge 1	Judge 2	Judge 3
1	1	3	R1	4	3	3
Exit: 0, Warning: 0, MP: 0, Knock Down: 0, Kick Count: 0			0 : 3	Exit: 0, Warning: 0, MP: 0, Knock Down: 0, Kick Count: 0		
1	2	5	R2	8	6	5
Exit: 0, Warning: 0, MP: 0, Knock Down: 0, Kick Count: 0			0 : 3	Exit: 0, Warning: 0, MP: 0, Knock Down: 0, Kick Count: 0		
2	3	8	R3	12	8	5
Exit: 0, Warning: 0, MP: 0, Knock Down: 0, Kick Count: 0			0 : 3	Exit: 0, Warning: 0, MP: 0, Knock Down: 0, Kick Count: 0		
			0:3	WINNER		
		WP				



Results

As of WED 13 AUG 2025

Bout number #1107

AZIZOGLU Feyzanur (TUR)

3:0

TRIEU Thi Phuong Thuy (VIE)

Win on Points

RED				BLUE		
AZIZOGLU Feyzanur (TUR)				TRIEU Thi Phuong Thuy (VIE)		
Category	Women´s K1 -52kg					
Judge 3	Judge 2	Judge 1	Score	Judge 1	Judge 2	Judge 3
0	3	3	R1	3	2	3
Exit: 0, Warning: 0, MP: 0, Knock Down: 0, Kick Count: 0			1 : 1	Exit: 0, Warning: 0, MP: 0, Knock Down: 0, Kick Count: 0		
4	9	9	R2	6	5	4
Exit: 0, Warning: 0, MP: 0, Knock Down: 0, Kick Count: 0			2 : 0	Exit: 0, Warning: 0, MP: 0, Knock Down: 0, Kick Count: 0		
8	12	12	R3	10	8	6
Exit: 0, Warning: 0, MP: 0, Knock Down: 0, Kick Count: 0			3 : 0	Exit: 0, Warning: 1, MP: 0, Knock Down: 0, Kick Count: 0		
WINNER			3:0			
			WP			



Results

As of WED 13 AUG 2025

Bout number #1108

BITENCOURT Suellen (BRA)

0:3

STRNADOVA Klara (CZE)

Win on Points

RED				BLUE		
BITENCOURT Suellen (BRA)				STRNADOVA Klara (CZE)		
Category	Women´s K1 -52kg					
Judge 3	Judge 2	Judge 1	Score	Judge 1	Judge 2	Judge 3
2	1	1	R1	4	3	5
Exit: 0, Warning: 0, MP: 0, Knock Down: 0, Kick Count: 0			0 : 3	Exit: 0, Warning: 0, MP: 0, Knock Down: 0, Kick Count: 0		
3	2	3	R2	6	4	8
Exit: 0, Warning: 0, MP: 0, Knock Down: 0, Kick Count: 0			0 : 3	Exit: 0, Warning: 0, MP: 0, Knock Down: 0, Kick Count: 0		
4	2	5	R3	8	7	12
Exit: 0, Warning: 0, MP: 0, Knock Down: 0, Kick Count: 0			0 : 3	Exit: 0, Warning: 0, MP: 0, Knock Down: 0, Kick Count: 0		
			0:3	WINNER		
WP						



KICKBOXING

Women's K1 -60kg



Entry List by Event

As of MON 11 AUG 2025

NOC	Name	Event	Date of Birth
ALG - ALGERIA	MECHRAOUI Belkise	Women's K1 -60kg	24 MAR 2003
BRA - BRAZIL	DE OLIVEIRA DE PAULA Jackeline	Women's K1 -60kg	03 APR 1998
CHN - PEOPLE'S REPUBLIC OF CHINA	XU Tingting	Women's K1 -60kg	28 JAN 2002
INA - INDONESIA	NDAPATAKA Susanti	Women's K1 -60kg	11 AUG 1998
NED - NETHERLANDS	BICKEL Valence	Women's K1 -60kg	09 JUL 1998
POR - PORTUGAL	OLIVEIRA Sofia	Women's K1 -60kg	11 MAR 1998
SVK - SLOVAKIA	CMAROVA Lucia	Women's K1 -60kg	17 APR 1991
UKR - UKRAINE	MARTYNIUK Alina	Women's K1 -60kg	07 MAR 2000



Brackets

As of THU 14 AUG 2025

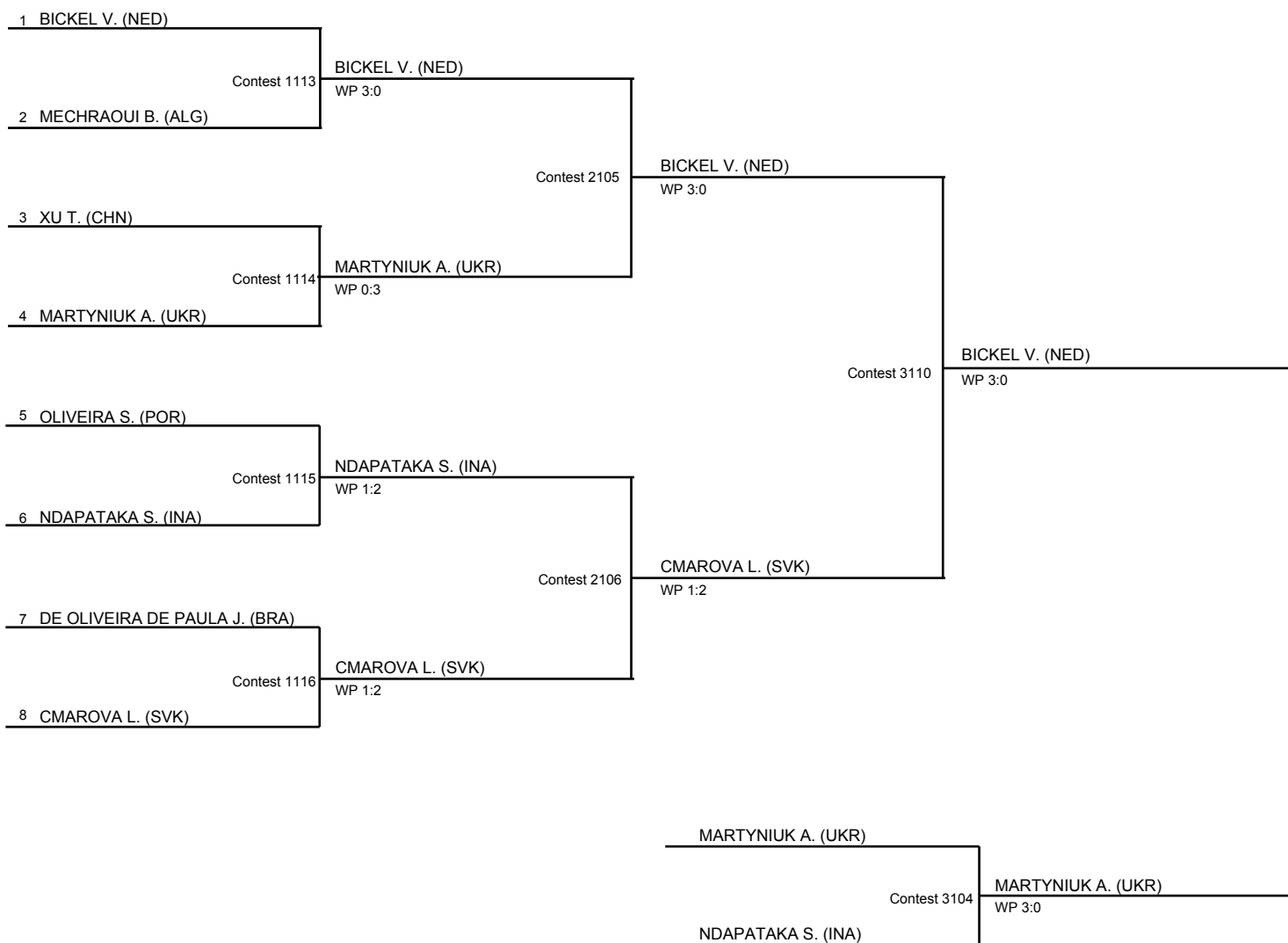
Quarterfinals

Semifinals

Finals

MEDALLISTS

Gold	BICKEL V. (NED)
Silver	CMAROVA L. (SVK)
Bronze	MARTYNIUK A. (UKR)





Medallists

Medal	Name	NOC
GOLD	BICKEL Valence	NED - NETHERLANDS
SILVER	CMAROVA Lucia	SVK - SLOVAKIA
BRONZE	MARTYNIUK Alina	UKR - UKRAINE



Results

As of THU 14 AUG 2025

Bout number #3104

MARTYNIUK Alina (UKR)

3:0

NDAPATAKA Susanti (INA)

Win on Points

RED				BLUE		
MARTYNIUK Alina (UKR)				NDAPATAKA Susanti (INA)		
Category	Women´s K1 -60kg					
Judge 3	Judge 2	Judge 1	Score	Judge 1	Judge 2	Judge 3
11	8	7	R1	2	5	3
Exit: 0, Warning: 0, MP: 0, Knock Down: 0, Kick Count: 0			3 : 0	Exit: 0, Warning: 0, MP: 0, Knock Down: 0, Kick Count: 0		
17	13	10	R2	4	6	3
Exit: 0, Warning: 0, MP: 0, Knock Down: 0, Kick Count: 0			3 : 0	Exit: 0, Warning: 0, MP: 0, Knock Down: 0, Kick Count: 0		
23	15	13	R3	6	9	6
Exit: 0, Warning: 1, MP: 0, Knock Down: 0, Kick Count: 0			3 : 0	Exit: 0, Warning: 1, MP: 0, Knock Down: 0, Kick Count: 0		
WINNER			3:0			
			WP			



Results

As of THU 14 AUG 2025

Bout number #3110

BICKEL Valence (NED)

3:0

CMAROVA Lucia (SVK)

Win on Points

RED				BLUE		
BICKEL Valence (NED)				CMAROVA Lucia (SVK)		
Category	Women´s K1 -60kg					
Judge 3	Judge 2	Judge 1	Score	Judge 1	Judge 2	Judge 3
8	6	5	R1	3	6	7
Exit: 0, Warning: 0, MP: 0, Knock Down: 0, Kick Count: 0			2 : 0	Exit: 0, Warning: 0, MP: 0, Knock Down: 0, Kick Count: 0		
14	12	14	R2	8	9	9
Exit: 0, Warning: 0, MP: 0, Knock Down: 0, Kick Count: 0			3 : 0	Exit: 0, Warning: 0, MP: 0, Knock Down: 0, Kick Count: 0		
18	18	19	R3	13	13	12
Exit: 0, Warning: 0, MP: 0, Knock Down: 0, Kick Count: 0			3 : 0	Exit: 0, Warning: 0, MP: 0, Knock Down: 0, Kick Count: 0		
WINNER			3:0			
		WP				



Results

As of WED 13 AUG 2025

Bout number #2105

BICKEL Valence (NED)

3:0

MARTYNIUK Alina (UKR)

Win on Points

RED				BLUE		
BICKEL Valence (NED)				MARTYNIUK Alina (UKR)		
Category	Women´s K1 -60kg					
Judge 3	Judge 2	Judge 1	Score	Judge 1	Judge 2	Judge 3
6	5	4	R1	2	4	4
Exit: 0, Warning: 0, MP: 0, Knock Down: 0, Kick Count: 0			3 : 0	Exit: 0, Warning: 0, MP: 0, Knock Down: 0, Kick Count: 0		
11	11	10	R2	5	6	8
Exit: 0, Warning: 0, MP: 0, Knock Down: 0, Kick Count: 0			3 : 0	Exit: 0, Warning: 0, MP: 0, Knock Down: 0, Kick Count: 0		
14	15	16	R3	9	10	12
Exit: 0, Warning: 0, MP: 0, Knock Down: 0, Kick Count: 0			3 : 0	Exit: 0, Warning: 1, MP: 0, Knock Down: 0, Kick Count: 0		
WINNER			3:0			
			WP			



Results

As of WED 13 AUG 2025

Bout number #2106

NDAPATAKA Susanti (INA)

1:2

CMAROVA Lucia (SVK)

Win on Points

RED				BLUE		
NDAPATAKA Susanti (INA)				CMAROVA Lucia (SVK)		
Category	Women´s K1 -60kg					
Judge 3	Judge 2	Judge 1	Score	Judge 1	Judge 2	Judge 3
4	4	5	R1	1	7	1
Exit: 0, Warning: 0, MP: 0, Knock Down: 0, Kick Count: 0			2 : 1	Exit: 0, Warning: 0, MP: 0, Knock Down: 0, Kick Count: 0		
8	6	8	R2	4	9	1
Exit: 0, Warning: 0, MP: 0, Knock Down: 0, Kick Count: 0			2 : 2	Exit: 0, Warning: 0, MP: 0, Knock Down: 0, Kick Count: 0		
9	9	10	R3	10	15	8
Exit: 0, Warning: 0, MP: 0, Knock Down: 0, Kick Count: 0			1 : 2	Exit: 0, Warning: 0, MP: 0, Knock Down: 0, Kick Count: 0		
			1:2	WINNER		
WP						



Results

As of WED 13 AUG 2025

Bout number #1113

BICKEL Valence (NED)

3:0

MECHRAOUI Belkise (ALG)

Win on Points

RED				BLUE		
BICKEL Valence (NED)				MECHRAOUI Belkise (ALG)		
Category	Women´s K1 -60kg					
Judge 3	Judge 2	Judge 1	Score	Judge 1	Judge 2	Judge 3
9	7	6	R1	4	4	6
Exit: 0, Warning: 0, MP: 0, Knock Down: 0, Kick Count: 0			3 : 0	Exit: 0, Warning: 0, MP: 0, Knock Down: 0, Kick Count: 0		
13	10	10	R2	8	8	9
Exit: 0, Warning: 0, MP: 0, Knock Down: 0, Kick Count: 0			3 : 0	Exit: 0, Warning: 0, MP: 0, Knock Down: 0, Kick Count: 0		
18	15	16	R3	11	11	11
Exit: 0, Warning: 0, MP: 0, Knock Down: 0, Kick Count: 0			3 : 0	Exit: 0, Warning: 0, MP: 0, Knock Down: 0, Kick Count: 0		
WINNER			3:0			
			WP			



Results

As of WED 13 AUG 2025

Bout number #1114

XU Tingting (CHN)

0:3

MARTYNIUK Alina (UKR)

Win on Points

RED				BLUE		
XU Tingting (CHN)				MARTYNIUK Alina (UKR)		
Category	Women´s K1 -60kg					
Judge 3	Judge 2	Judge 1	Score	Judge 1	Judge 2	Judge 3
1	3	4	R1	7	5	5
Exit: 0, Warning: 0, MP: 0, Knock Down: 0, Kick Count: 0			0 : 3	Exit: 0, Warning: 0, MP: 0, Knock Down: 0, Kick Count: 0		
2	3	5	R2	14	10	9
Exit: 0, Warning: 0, MP: 0, Knock Down: 0, Kick Count: 0			0 : 3	Exit: 0, Warning: 0, MP: 0, Knock Down: 0, Kick Count: 0		
3	4	7	R3	22	14	13
Exit: 0, Warning: 0, MP: 0, Knock Down: 0, Kick Count: 0			0 : 3	Exit: 0, Warning: 0, MP: 0, Knock Down: 0, Kick Count: 0		
			0:3	WINNER		
WP						



Results

As of WED 13 AUG 2025

Bout number #1115

OLIVEIRA Sofia (POR)

1:2

NDAPATAKA Susanti (INA)

Win on Points

RED				BLUE		
OLIVEIRA Sofia (POR)				NDAPATAKA Susanti (INA)		
Category	Women´s K1 -60kg					
Judge 3	Judge 2	Judge 1	Score	Judge 1	Judge 2	Judge 3
2	1	0	R1	3	2	5
Exit: 0, Warning: 0, MP: 0, Knock Down: 0, Kick Count: 0			0 : 3	Exit: 0, Warning: 0, MP: 0, Knock Down: 0, Kick Count: 0		
5	5	1	R2	6	5	13
Exit: 0, Warning: 0, MP: 0, Knock Down: 0, Kick Count: 0			0 : 2	Exit: 0, Warning: 0, MP: 0, Knock Down: 0, Kick Count: 0		
8	8	6	R3	10	7	17
Exit: 0, Warning: 0, MP: 0, Knock Down: 0, Kick Count: 0			1 : 2	Exit: 0, Warning: 0, MP: 0, Knock Down: 0, Kick Count: 0		
			1:2	WINNER		
WP						



Results

As of WED 13 AUG 2025

Bout number #1116

DE OLIVEIRA DE PAULA Jackeline (BRA)

1:2

CMAROVA Lucia (SVK)

Win on Points

RED				BLUE		
DE OLIVEIRA DE PAULA Jackeline (BRA)				CMAROVA Lucia (SVK)		
Category	Women´s K1 -60kg					
Judge 3	Judge 2	Judge 1	Score	Judge 1	Judge 2	Judge 3
6	3	7	R1	3	5	2
Exit: 0, Warning: 0, MP: 0, Knock Down: 0, Kick Count: 0			2 : 1	Exit: 0, Warning: 0, MP: 0, Knock Down: 0, Kick Count: 0		
8	4	9	R2	8	9	8
Exit: 0, Warning: 0, MP: 0, Knock Down: 0, Kick Count: 0			1 : 1	Exit: 0, Warning: 0, MP: 0, Knock Down: 0, Kick Count: 0		
10	7	12	R3	10	11	14
Exit: 0, Warning: 0, MP: 0, Knock Down: 0, Kick Count: 0			1 : 2	Exit: 0, Warning: 0, MP: 0, Knock Down: 0, Kick Count: 0		
			1:2	WINNER		
WP						



TWG
2025
CHENGDU



KICKBOXING

Women's K1 -70kg



Entry List by Event

As of MON 11 AUG 2025

NOC	Name	Event	Date of Birth
BRA - BRAZIL	SOUSA SANTOS Carolina	Women's K1 -70kg	25 DEC 1986
EGY - EGYPT	ABOUELKOMOSAN Ekram	Women's K1 -70kg	03 DEC 1996
HUN - HUNGARY	KERI Valentina	Women's K1 -70kg	21 DEC 1996
ISR - ISRAEL	GROSSMAN Polina	Women's K1 -70kg	07 AUG 1999
NZL - NEW ZEALAND	ROSIN Leonie	Women's K1 -70kg	16 JUL 2001
PHI - PHILIPPINES	BACYADAN Hergie	Women's K1 -70kg	04 NOV 1994
POR - PORTUGAL	DIAS Catarina	Women's K1 -70kg	03 NOV 1998
SRB - SERBIA	KRSTIC Aleksandra	Women's K1 -70kg	08 JUN 1992



Brackets

As of THU 14 AUG 2025

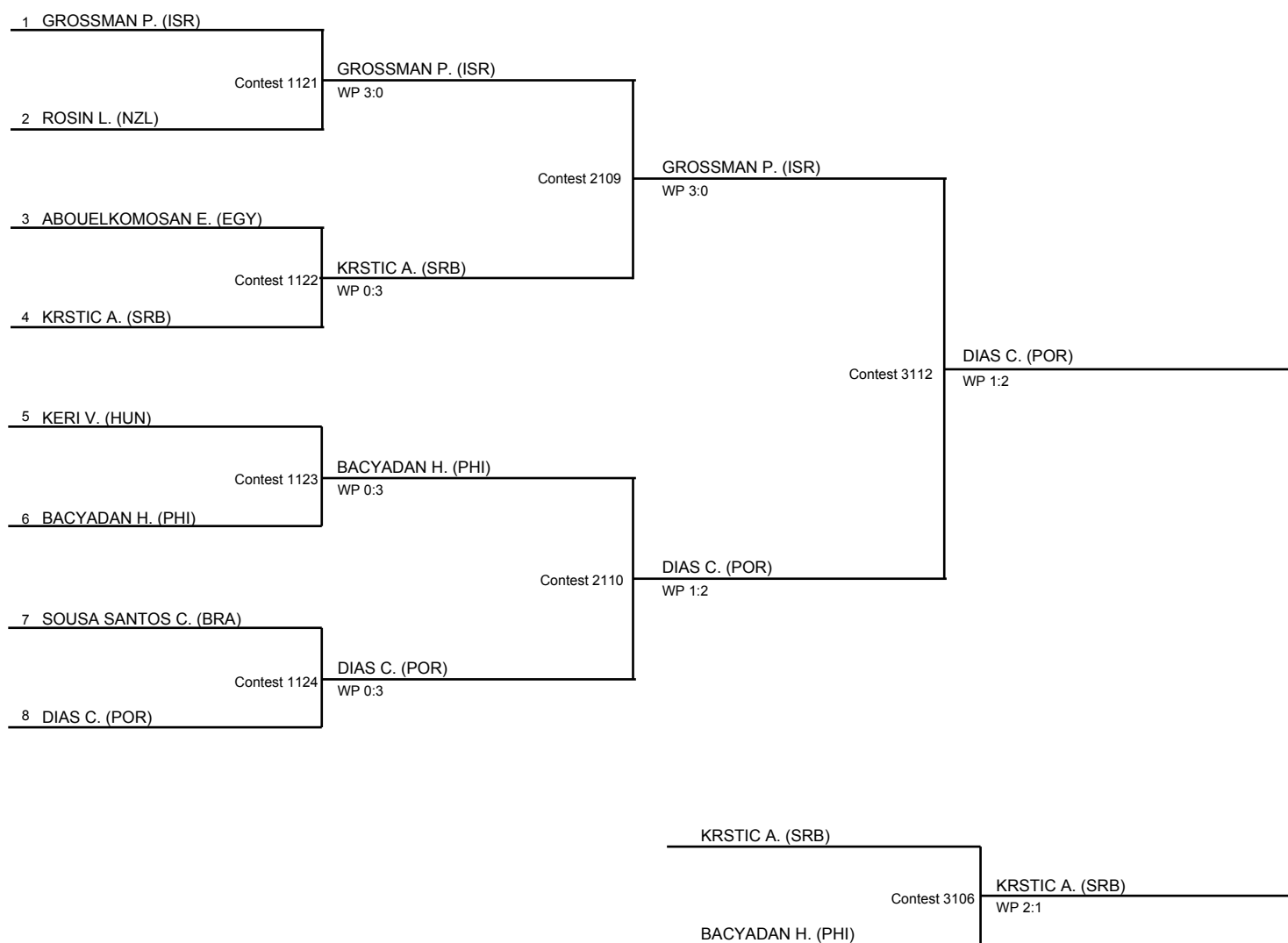
Quarterfinals

Semifinals

Finals

MEDALLISTS

Gold	DIAS C. (POR)
Silver	GROSSMAN P. (ISR)
Bronze	KRSTIC A. (SRB)





Medallists

Medal	Name	NOC
GOLD	DIAS Catarina	POR - PORTUGAL
SILVER	GROSSMAN Polina	ISR - ISRAEL
BRONZE	KRSTIC Aleksandra	SRB - SERBIA



Results

As of THU 14 AUG 2025

Bout number #3106

KRSTIC Aleksandra (SRB)

2:1

BACYADAN Hergie (PHI)

Win on Points

RED				BLUE		
KRSTIC Aleksandra (SRB)				BACYADAN Hergie (PHI)		
Category	Women´s K1 -70kg					
Judge 3	Judge 2	Judge 1	Score	Judge 1	Judge 2	Judge 3
2	1	4	R1	7	1	2
Exit: 0, Warning: 0, MP: 0, Knock Down: 0, Kick Count: 0			0 : 1	Exit: 0, Warning: 0, MP: 0, Knock Down: 0, Kick Count: 0		
5	5	10	R2	13	4	3
Exit: 0, Warning: 0, MP: 0, Knock Down: 0, Kick Count: 0			2 : 1	Exit: 0, Warning: 1, MP: 0, Knock Down: 0, Kick Count: 0		
6	11	16	R3	18	7	4
Exit: 0, Warning: 0, MP: 0, Knock Down: 0, Kick Count: 0			2 : 1	Exit: 0, Warning: 1, MP: 0, Knock Down: 0, Kick Count: 0		
WINNER			2:1			
			WP			



Results

As of THU 14 AUG 2025

Bout number #3112

GROSSMAN Polina (ISR)

1:2

DIAS Catarina (POR)

Win on Points

RED				BLUE		
GROSSMAN Polina (ISR)				DIAS Catarina (POR)		
Category	Women´s K1 -70kg					
Judge 3	Judge 2	Judge 1	Score	Judge 1	Judge 2	Judge 3
2	2	2	R1	1	3	3
Exit: 0, Warning: 0, MP: 0, Knock Down: 0, Kick Count: 0			1 : 2	Exit: 0, Warning: 0, MP: 0, Knock Down: 0, Kick Count: 0		
3	6	5	R2	5	8	9
Exit: 0, Warning: 0, MP: 0, Knock Down: 0, Kick Count: 0			0 : 2	Exit: 0, Warning: 0, MP: 0, Knock Down: 0, Kick Count: 0		
6	7	7	R3	5	10	12
Exit: 0, Warning: 0, MP: 0, Knock Down: 0, Kick Count: 0			1 : 2	Exit: 0, Warning: 1, MP: 0, Knock Down: 0, Kick Count: 0		
			1:2	WINNER		
			WP			



Results

As of WED 13 AUG 2025

Bout number #2109

GROSSMAN Polina (ISR)

3:0

KRSTIC Aleksandra (SRB)

Win on Points

RED				BLUE		
GROSSMAN Polina (ISR)				KRSTIC Aleksandra (SRB)		
Category	Women´s K1 -70kg					
Judge 3	Judge 2	Judge 1	Score	Judge 1	Judge 2	Judge 3
4	6	4	R1	0	2	2
Exit: 0, Warning: 0, MP: 0, Knock Down: 0, Kick Count: 0			3 : 0	Exit: 0, Warning: 0, MP: 0, Knock Down: 0, Kick Count: 0		
9	10	11	R2	3	6	3
Exit: 0, Warning: 0, MP: 0, Knock Down: 0, Kick Count: 0			3 : 0	Exit: 0, Warning: 0, MP: 0, Knock Down: 0, Kick Count: 0		
10	11	12	R3	7	10	6
Exit: 0, Warning: 0, MP: 0, Knock Down: 0, Kick Count: 0			3 : 0	Exit: 0, Warning: 1, MP: 0, Knock Down: 0, Kick Count: 0		
WINNER			3:0			
			WP			



Results

As of WED 13 AUG 2025

Bout number #2110

BACYADAN Hergie (PHI)

1:2

DIAS Catarina (POR)

Win on Points

RED				BLUE		
BACYADAN Hergie (PHI)				DIAS Catarina (POR)		
Category	Women´s K1 -70kg					
Judge 3	Judge 2	Judge 1	Score	Judge 1	Judge 2	Judge 3
3	4	3	R1	2	2	1
Exit: 0, Warning: 0, MP: 0, Knock Down: 0, Kick Count: 0			3 : 0	Exit: 0, Warning: 0, MP: 0, Knock Down: 0, Kick Count: 0		
3	5	5	R2	6	6	9
Exit: 0, Warning: 0, MP: 0, Knock Down: 0, Kick Count: 0			0 : 3	Exit: 0, Warning: 0, MP: 0, Knock Down: 0, Kick Count: 0		
4	7	10	R3	8	8	12
Exit: 0, Warning: 0, MP: 0, Knock Down: 0, Kick Count: 0			1 : 2	Exit: 0, Warning: 1, MP: 0, Knock Down: 0, Kick Count: 0		
			1:2	WINNER		
WP						



Results

As of WED 13 AUG 2025

Bout number #1121

GROSSMAN Polina (ISR)

3:0

ROSIN Leonie (NZL)

Win on Points

RED				BLUE		
GROSSMAN Polina (ISR)				ROSIN Leonie (NZL)		
Category	Women´s K1 -70kg					
Judge 3	Judge 2	Judge 1	Score	Judge 1	Judge 2	Judge 3
2	1	3	R1	1	0	0
Exit: 0, Warning: 0, MP: 0, Knock Down: 0, Kick Count: 0			3 : 0	Exit: 0, Warning: 0, MP: 0, Knock Down: 0, Kick Count: 0		
7	3	7	R2	3	2	1
Exit: 0, Warning: 0, MP: 0, Knock Down: 0, Kick Count: 0			3 : 0	Exit: 0, Warning: 0, MP: 0, Knock Down: 0, Kick Count: 0		
12	8	13	R3	7	4	3
Exit: 0, Warning: 0, MP: 0, Knock Down: 0, Kick Count: 0			3 : 0	Exit: 0, Warning: 1, MP: 0, Knock Down: 0, Kick Count: 0		
WINNER			3:0			
			WP			



Results

As of WED 13 AUG 2025

Bout number #1122

ABOUELKOMOSAN Ekram (EGY)

0:3

KRSTIC Aleksandra (SRB)

Win on Points

RED				BLUE		
ABOUELKOMOSAN Ekram (EGY)				KRSTIC Aleksandra (SRB)		
Category	Women´s K1 -70kg					
Judge 3	Judge 2	Judge 1	Score	Judge 1	Judge 2	Judge 3
2	2	3	R1	4	3	6
Exit: 0, Warning: 0, MP: 0, Knock Down: 0, Kick Count: 0			0 : 3	Exit: 0, Warning: 0, MP: 0, Knock Down: 0, Kick Count: 0		
0	2	5	R2	9	4	11
Exit: 0, Warning: 1, MP: 1, Knock Down: 0, Kick Count: 0			0 : 3	Exit: 0, Warning: 0, MP: 0, Knock Down: 0, Kick Count: 0		
0	2	7	R3	13	6	14
Exit: 0, Warning: 1, MP: 1, Knock Down: 0, Kick Count: 0			0 : 3	Exit: 0, Warning: 0, MP: 0, Knock Down: 0, Kick Count: 0		
			0:3	WINNER		
WP						



Results

As of WED 13 AUG 2025

Bout number #1123

KERI Valentina (HUN)

0:3

BACYADAN Hergie (PHI)

Win on Points

RED				BLUE		
KERI Valentina (HUN)				BACYADAN Hergie (PHI)		
Category	Women´s K1 -70kg					
Judge 3	Judge 2	Judge 1	Score	Judge 1	Judge 2	Judge 3
1	0	3	R1	2	2	3
Exit: 0, Warning: 0, MP: 0, Knock Down: 0, Kick Count: 0			1 : 2	Exit: 0, Warning: 0, MP: 0, Knock Down: 0, Kick Count: 0		
1	1	5	R2	4	3	5
Exit: 0, Warning: 0, MP: 0, Knock Down: 0, Kick Count: 0			1 : 2	Exit: 0, Warning: 0, MP: 0, Knock Down: 0, Kick Count: 0		
3	2	8	R3	8	5	10
Exit: 0, Warning: 1, MP: 0, Knock Down: 0, Kick Count: 0			0 : 3	Exit: 0, Warning: 1, MP: 0, Knock Down: 0, Kick Count: 0		
			0:3	WINNER		
WP						



Results

As of WED 13 AUG 2025

Bout number #1124

SOUSA SANTOS Carolina (BRA)

0:3

DIAS Catarina (POR)

Win on Points

RED				BLUE		
SOUSA SANTOS Carolina (BRA)				DIAS Catarina (POR)		
Category	Women´s K1 -70kg					
Judge 3	Judge 2	Judge 1	Score	Judge 1	Judge 2	Judge 3
3	6	6	R1	4	5	5
Exit: 0, Warning: 0, MP: 0, Knock Down: 0, Kick Count: 0			2 : 1	Exit: 0, Warning: 0, MP: 0, Knock Down: 0, Kick Count: 0		
8	7	8	R2	10	11	9
Exit: 0, Warning: 0, MP: 0, Knock Down: 0, Kick Count: 0			0 : 3	Exit: 0, Warning: 0, MP: 0, Knock Down: 0, Kick Count: 0		
8	10	12	R3	14	14	13
Exit: 0, Warning: 0, MP: 0, Knock Down: 0, Kick Count: 0			0 : 3	Exit: 0, Warning: 0, MP: 0, Knock Down: 0, Kick Count: 0		
			0:3	WINNER		
			WP			



KICKBOXING

Women's Point Fighting -50kg



Entry List by Event

As of MON 11 AUG 2025

NOC	Name	Event	Date of Birth
AUS - AUSTRALIA	MORRISON Leasha	Women's Point Fighting -50kg	04 OCT 1992
CHN - PEOPLE'S REPUBLIC OF CHINA	LIU Keyi	Women's Point Fighting -50kg	06 JUN 2006
GUA - GUATEMALA	AGUILAR DEL CARMEN Soledad	Women's Point Fighting -50kg	12 SEP 2000
HUN - HUNGARY	TOROK Szonja	Women's Point Fighting -50kg	06 APR 1998
INA - INDONESIA	MASWARA Andi	Women's Point Fighting -50kg	23 SEP 1999
ITA - ITALY	TROVALUSCI Federica	Women's Point Fighting -50kg	08 SEP 1997
SLO - SLOVENIA	BARADA Tyra	Women's Point Fighting -50kg	02 AUG 2004
TUR - TURKIYE	KILINC Aybuke	Women's Point Fighting -50kg	13 JAN 2001



Brackets

As of THU 14 AUG 2025

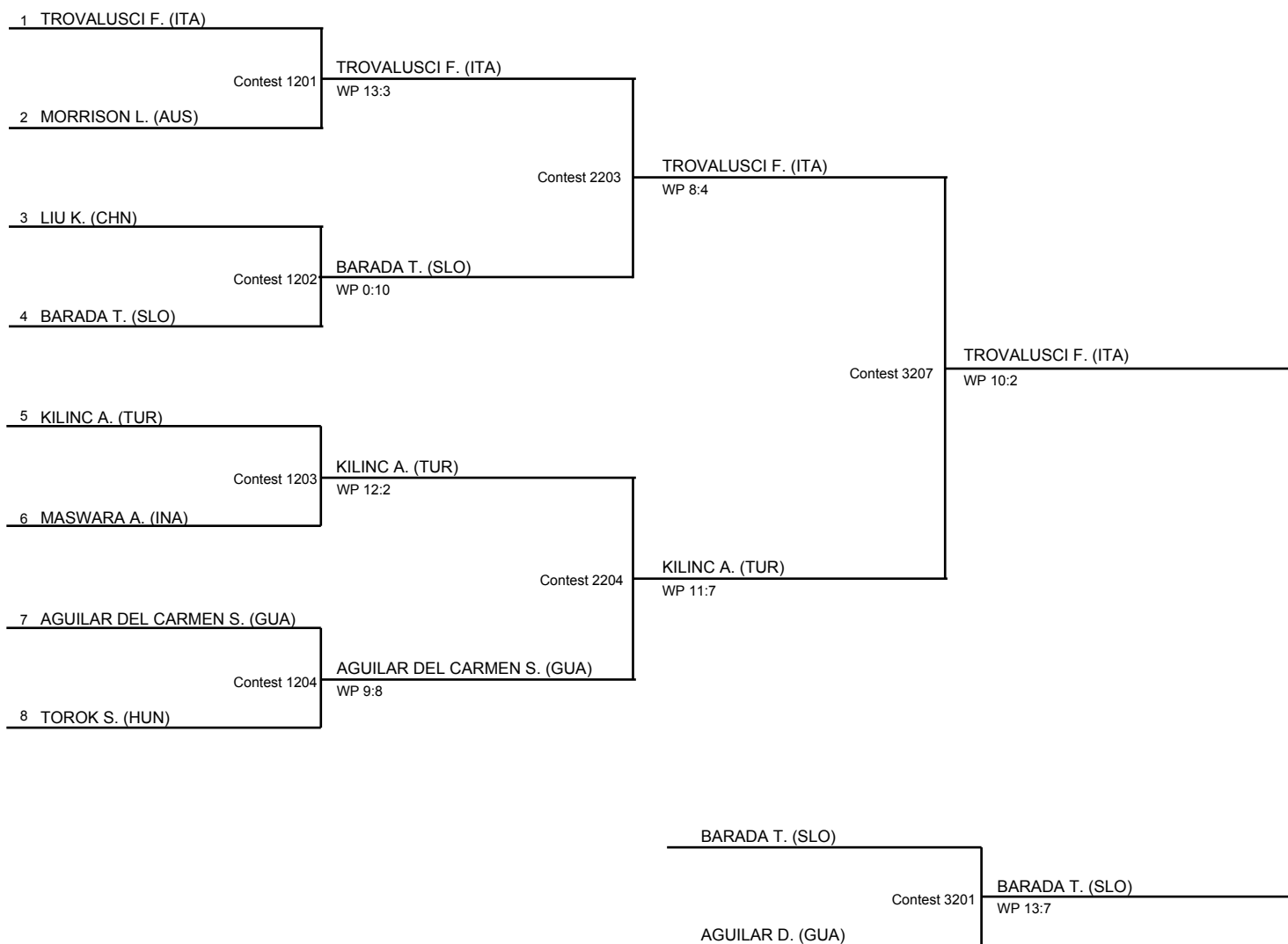
Quarterfinals

Semifinals

Finals

MEDALLISTS

Gold	TROVALUSCI F. (ITA)
Silver	KILINC A. (TUR)
Bronze	BARADA T. (SLO)





Medallists

Medal	Name	NOC
GOLD	TROVALUSCI Federica	ITA - ITALY
SILVER	KILINC Aybuke	TUR - TURKIYE
BRONZE	BARADA Tyra	SLO - SLOVENIA



Results

As of THU 14 AUG 2025

Bout number #3201

BARADA Tyra (SLO)

13:7

AGUILAR DEL CARMEN Soledad (GUA)

Win on Points

RED		BLUE	
BARADA Tyra (SLO)		AGUILAR DEL CARMEN Soledad (GUA)	
Category	Women´s Point Fighting -50kg		
Score			Score
4		R1	1
Exit: 0, Warning: 0, Knock Down: 0			Exit: 1, Warning: 0, Knock Down: 0
6		R2	4
Exit: 0, Warning: 0, Knock Down: 0			Exit: 1, Warning: 0, Knock Down: 0
13		R3	7
Exit: 0, Warning: 0, Knock Down: 0		Total	Exit: 1, Warning: 0, Knock Down: 0
WINNER		13:7	
		WP	



Results

As of THU 14 AUG 2025

Bout number #3207

TROVALUSCI Federica (ITA)

10:2

KILINC Aybuke (TUR)

Win on Points

RED		BLUE	
TROVALUSCI Federica (ITA)		KILINC Aybuke (TUR)	
Category	Women´s Point Fighting -50kg		
Score			Score
1		R1	0
Exit: 0, Warning: 0, Knock Down: 0			Exit: 0, Warning: 0, Knock Down: 0
5		R2	2
Exit: 0, Warning: 0, Knock Down: 0			Exit: 0, Warning: 0, Knock Down: 0
10		R3	2
Exit: 0, Warning: 0, Knock Down: 0		Total	Exit: 0, Warning: 0, Knock Down: 0
WINNER		10:2	
		WP	



Results

As of WED 13 AUG 2025

Bout number #2203

TROVALUSCI Federica (ITA)

8:4

BARADA Tyra (SLO)

Win on Points

RED		BLUE	
TROVALUSCI Federica (ITA)		BARADA Tyra (SLO)	
Category	Women´s Point Fighting -50kg		
Score			Score
0		R1	0
Exit: 0, Warning: 0, Knock Down: 0			Exit: 0, Warning: 0, Knock Down: 0
2		R2	0
Exit: 0, Warning: 0, Knock Down: 0			Exit: 0, Warning: 0, Knock Down: 0
8		R3	4
Exit: 0, Warning: 0, Knock Down: 0		Total	Exit: 0, Warning: 0, Knock Down: 0
WINNER		8:4	
		WP	



Results

As of WED 13 AUG 2025

Bout number #2204

KILINC Aybuke (TUR)

11:7

AGUILAR DEL CARMEN Soledad (GUA)

Win on Points

RED		BLUE	
KILINC Aybuke (TUR)		AGUILAR DEL CARMEN Soledad (GUA)	
Category	Women´s Point Fighting -50kg		
Score			Score
1	R1	3	
Exit: 0, Warning: 0, Knock Down: 0		Exit: 0, Warning: 0, Knock Down: 0	
5	R2	4	
Exit: 0, Warning: 0, Knock Down: 0		Exit: 0, Warning: 0, Knock Down: 0	
11	R3	7	
Exit: 0, Warning: 0, Knock Down: 0	Total	Exit: 0, Warning: 0, Knock Down: 0	
WINNER	11:7		
		WP	



Results

As of TUE 12 AUG 2025

Bout number #1201

TROVALUSCI Federica (ITA)

13:3

MORRISON Leasha (AUS)

Win on Points

RED		BLUE	
TROVALUSCI Federica (ITA)		MORRISON Leasha (AUS)	
Category	Women´s Point Fighting -50kg		
Score			Score
7		R1	0
Exit: 0, Warning: 0, Knock Down: 0			Exit: 0, Warning: 0, Knock Down: 0
10		R2	3
Exit: 0, Warning: 0, Knock Down: 0			Exit: 0, Warning: 0, Knock Down: 0
13		R3	3
Exit: 0, Warning: 0, Knock Down: 0		Total	Exit: 0, Warning: 0, Knock Down: 0
WINNER		13:3	
		WP	



Results

As of TUE 12 AUG 2025

Bout number #1202

LIU Keyi (CHN)

0:10

BARADA Tyra (SLO)

Win on Points

RED		BLUE	
LIU Keyi (CHN)		BARADA Tyra (SLO)	
Category	Women´s Point Fighting -50kg		
Score			Score
0		R1	10
Exit: 0, Warning: 0, Knock Down: 0			Exit: 0, Warning: 0, Knock Down: 0
		R2	
		R3	
		Total	
		0:10	WINNER
		WP	



Results

As of TUE 12 AUG 2025

Bout number #1203

KILINC Aybuke (TUR)

12:2

MASWARA Andi (INA)

Win on Points

RED		BLUE	
KILINC Aybuke (TUR)		MASWARA Andi (INA)	
Category	Women´s Point Fighting -50kg		
Score			Score
3		R1	1
Exit: 0, Warning: 0, Knock Down: 0			Exit: 0, Warning: 0, Knock Down: 0
12		R2	2
Exit: 0, Warning: 0, Knock Down: 0			Exit: 0, Warning: 0, Knock Down: 0
		R3	
		Total	
WINNER		12:2	
		WP	



Results

As of TUE 12 AUG 2025

Bout number #1204

AGUILAR DEL CARMEN Soledad (GUA)

9:8

TOROK Szonja (HUN)

Win on Points

RED		BLUE	
AGUILAR DEL CARMEN Soledad (GUA)		TOROK Szonja (HUN)	
Category	Women´s Point Fighting -50kg		
Score			Score
1		R1	2
Exit: 0, Warning: 0, Knock Down: 0			Exit: 0, Warning: 0, Knock Down: 0
2		R2	4
Exit: 0, Warning: 0, Knock Down: 0			Exit: 0, Warning: 0, Knock Down: 0
9		R3	8
Exit: 0, Warning: 1, Knock Down: 0		Total	Exit: 0, Warning: 0, Knock Down: 0
WINNER		9:8	
		WP	



KICKBOXING

Women's Point Fighting -60kg



Entry List by Event

As of MON 11 AUG 2025

NOC	Name	Event	Date of Birth
BUL - BULGARIA	GEORGIEVA Aleksandra	Women's Point Fighting -60kg	11 MAR 2004
CAN - CANADA	MEJIA Keila	Women's Point Fighting -60kg	10 OCT 1990
GBR - GREAT BRITAIN	NEYENS Evelyn	Women's Point Fighting -60kg	16 MAR 1994
ITA - ITALY	CECI Francesca	Women's Point Fighting -60kg	21 APR 2003
NZL - NEW ZEALAND	ROSIN Pheline	Women's Point Fighting -60kg	01 MAI 2005
RSA - SOUTH AFRICA	VAN DER MESCHT Leanne Elizabeth	Women's Point Fighting -60kg	23 JAN 1994
SVK - SLOVAKIA	GORALCZYKOVA Michaela	Women's Point Fighting -60kg	27 APR 2003
UZB - UZBEKISTAN	KOSOLAPOVA Dilrabo	Women's Point Fighting -60kg	04 JUN 2002



Brackets

As of THU 14 AUG 2025

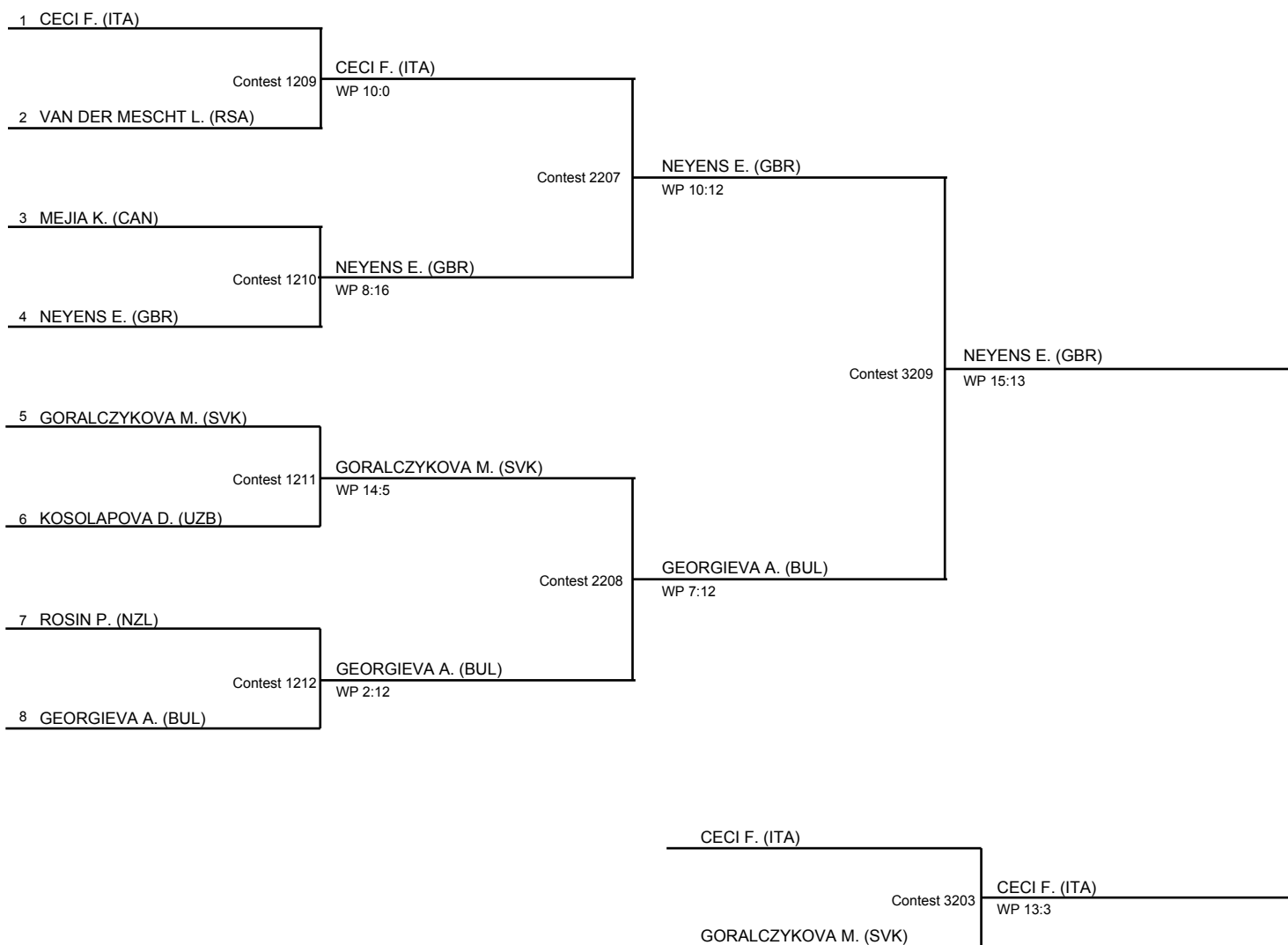
Quarterfinals

Semifinals

Finals

MEDALLISTS

Gold	NEYENS E. (GBR)
Silver	GEORGIEVA A. (BUL)
Bronze	CECI F. (ITA)





Medallists

Medal	Name	NOC
GOLD	NEYENS Evelyn	GBR - GREAT BRITAIN
SILVER	GEORGIEVA Aleksandra	BUL - BULGARIA
BRONZE	CECI Francesca	ITA - ITALY



Results

As of THU 14 AUG 2025

Bout number #3203

CECI Francesca (ITA)

13:3

GORALCZYKOVA Michaela (SVK)

Win on Points

RED		BLUE	
CECI Francesca (ITA)		GORALCZYKOVA Michaela (SVK)	
Category	Women´s Point Fighting -60kg		
Score			Score
3		R1	0
Exit: 0, Warning: 0, Knock Down: 0			Exit: 0, Warning: 0, Knock Down: 0
10		R2	3
Exit: 1, Warning: 0, Knock Down: 0			Exit: 1, Warning: 0, Knock Down: 0
13		R3	3
Exit: 1, Warning: 0, Knock Down: 0		Total	Exit: 1, Warning: 0, Knock Down: 0
WINNER		13:3	
		WP	



Results

As of THU 14 AUG 2025

Bout number #3209

NEYENS Evelyn (GBR)

15:13

GEORGIEVA Aleksandra (BUL)

Win on Points

RED		BLUE	
NEYENS Evelyn (GBR)		GEORGIEVA Aleksandra (BUL)	
Category	Women´s Point Fighting -60kg		
Score			Score
6		R1	2
Exit: 1, Warning: 0, Knock Down: 0			Exit: 0, Warning: 0, Knock Down: 0
9		R2	6
Exit: 1, Warning: 0, Knock Down: 0			Exit: 0, Warning: 0, Knock Down: 0
15		R3	13
Exit: 1, Warning: 1, Knock Down: 0		Total	Exit: 0, Warning: 0, Knock Down: 0
WINNER		15:13	
		WP	



Results

As of WED 13 AUG 2025

Bout number #2207

CECI Francesca (ITA)

10:12

NEYENS Evelyn (GBR)

Win on Points

RED		BLUE	
CECI Francesca (ITA)		NEYENS Evelyn (GBR)	
Category	Women´s Point Fighting -60kg		
Score			Score
4		R1	1
Exit: 0, Warning: 0, Knock Down: 0			Exit: 0, Warning: 0, Knock Down: 0
7		R2	7
Exit: 0, Warning: 0, Knock Down: 0			Exit: 0, Warning: 0, Knock Down: 0
10		R3	12
Exit: 0, Warning: 0, Knock Down: 0		Total	Exit: 0, Warning: 1, Knock Down: 0
		10:12	WINNER
WP			



Results

As of WED 13 AUG 2025

Bout number #2208

GORALCZYKOVA Michaela (SVK)

7:12

GEORGIEVA Aleksandra (BUL)

Win on Points

RED		BLUE	
GORALCZYKOVA Michaela (SVK)		GEORGIEVA Aleksandra (BUL)	
Category	Women´s Point Fighting -60kg		
Score			Score
1		R1	2
Exit: 0, Warning: 0, Knock Down: 0			Exit: 0, Warning: 0, Knock Down: 0
3		R2	6
Exit: 0, Warning: 0, Knock Down: 0			Exit: 0, Warning: 0, Knock Down: 0
7		R3	12
Exit: 0, Warning: 0, Knock Down: 0		Total	Exit: 0, Warning: 0, Knock Down: 0
		7:12	WINNER
		WP	



Results

As of TUE 12 AUG 2025

Bout number #1209

CECI Francesca (ITA)

10:0

VAN DER MESCHT Leanne Elizabeth
(RSA)

Win on Points

RED		BLUE	
CECI Francesca (ITA)		VAN DER MESCHT Leanne Elizabeth (RSA)	
Category	Women´s Point Fighting -60kg		
Score			Score
6		R1	0
Exit: 0, Warning: 0, Knock Down: 0			Exit: 0, Warning: 0, Knock Down: 0
10		R2	0
Exit: 0, Warning: 0, Knock Down: 0			Exit: 0, Warning: 0, Knock Down: 0
		R3	
		Total	
WINNER		10:0	
		WP	



Results

As of TUE 12 AUG 2025

Bout number #1210

MEJIA Keila (CAN)

8:16

NEYENS Evelyn (GBR)

Win on Points

RED		BLUE	
MEJIA Keila (CAN)		NEYENS Evelyn (GBR)	
Category	Women´s Point Fighting -60kg		
Score			Score
4		R1	3
Exit: 0, Warning: 0, Knock Down: 0			Exit: 0, Warning: 0, Knock Down: 0
5		R2	8
Exit: 0, Warning: 0, Knock Down: 0			Exit: 0, Warning: 0, Knock Down: 0
8		R3	16
Exit: 0, Warning: 0, Knock Down: 0		Total	Exit: 0, Warning: 0, Knock Down: 0
		8:16	WINNER
		WP	



Results

As of TUE 12 AUG 2025

Bout number #1211

GORALCZYKOVA Michaela (SVK)

14:5

KOSOLAPOVA Dilrabo (UZB)

Win on Points

RED		BLUE	
GORALCZYKOVA Michaela (SVK)		KOSOLAPOVA Dilrabo (UZB)	
Category	Women´s Point Fighting -60kg		
Score			Score
3		R1	1
Exit: 0, Warning: 0, Knock Down: 0			Exit: 0, Warning: 0, Knock Down: 0
7		R2	3
Exit: 0, Warning: 0, Knock Down: 0			Exit: 0, Warning: 0, Knock Down: 0
14		R3	5
Exit: 0, Warning: 0, Knock Down: 0		Total	Exit: 0, Warning: 0, Knock Down: 0
WINNER		14:5	
		WP	



Results

As of TUE 12 AUG 2025

Bout number #1212

ROSIN Pheline (NZL)

2:12

GEORGIEVA Aleksandra (BUL)

Win on Points

RED		BLUE	
ROSIN Pheline (NZL)		GEORGIEVA Aleksandra (BUL)	
Category	Women´s Point Fighting -60kg		
Score			Score
2		R1	8
Exit: 0, Warning: 0, Knock Down: 0			Exit: 0, Warning: 0, Knock Down: 0
2		R2	12
Exit: 0, Warning: 0, Knock Down: 0			Exit: 0, Warning: 0, Knock Down: 0
		R3	
		Total	
		2:12	WINNER
		WP	



KICKBOXING

Women's Point Fighting -70kg



Entry List by Event

As of MON 11 AUG 2025

NOC	Name	Event	Date of Birth
GBR - GREAT BRITAIN	HARVEY Ellie	Women's Point Fighting -70kg	29 JUN 2005
GER - GERMANY	MEGERLE Stefanie	Women's Point Fighting -70kg	21 MAI 1996
HUN - HUNGARY	BUSA Andrea	Women's Point Fighting -70kg	30 MAR 1993
IRI - ISLAMIC REPUBLIC OF IRAN	IRANMANESH Negin	Women's Point Fighting -70kg	07 OCT 2003
MEX - MEXICO	SANCHEZ Vanessa	Women's Point Fighting -70kg	01 DEC 2000
RSA - SOUTH AFRICA	LOUW Sophia	Women's Point Fighting -70kg	07 NOV 2003
SLO - SLOVENIA	BALOH Tina	Women's Point Fighting -70kg	20 JUN 2000
UZB - UZBEKISTAN	CHORIEVA Malika	Women's Point Fighting -70kg	03 JUN 2002



Brackets

As of THU 14 AUG 2025

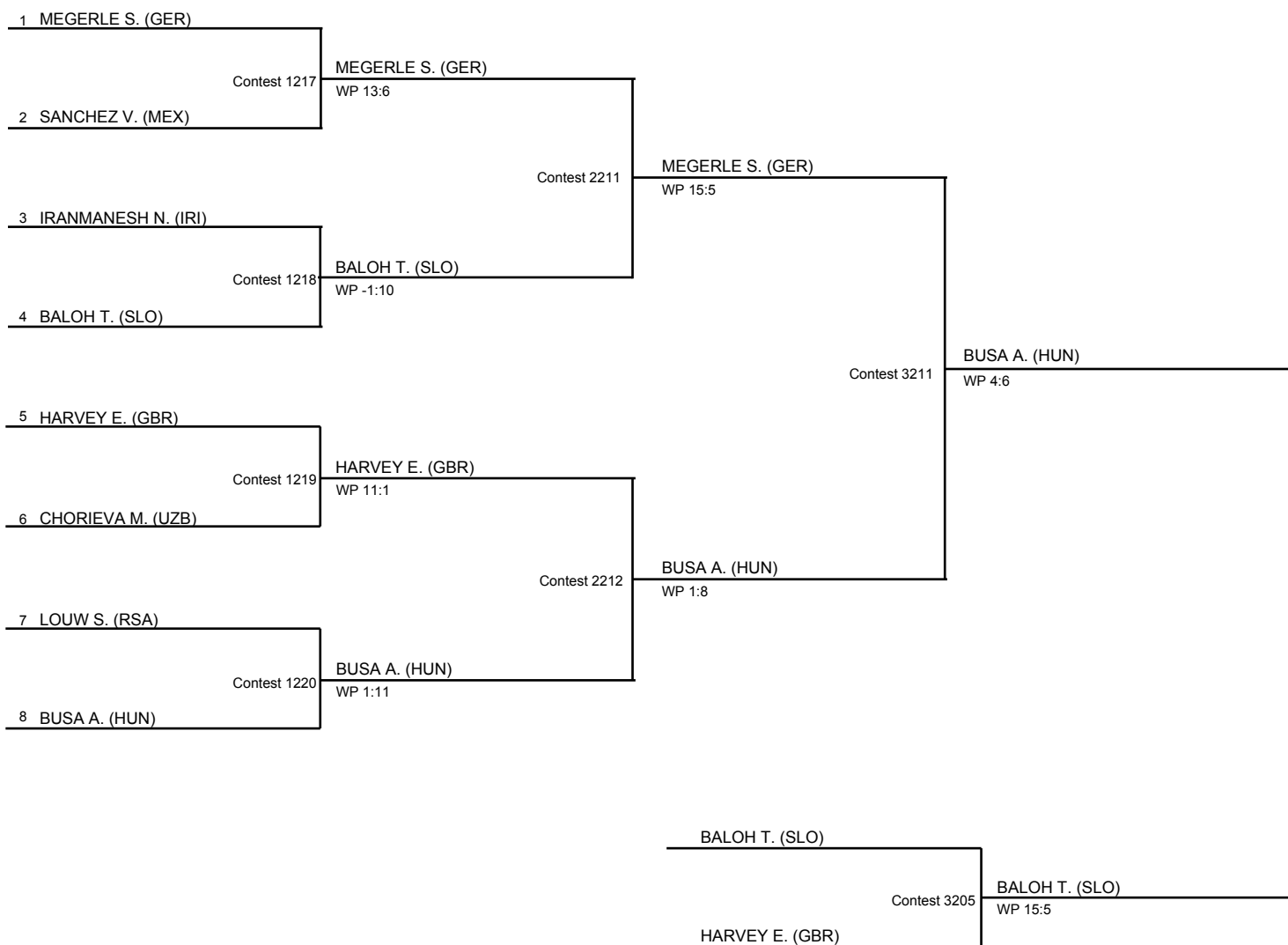
Quarterfinals

Semifinals

Finals

MEDALLISTS

Gold	BUSA A. (HUN)
Silver	MEGERLE S. (GER)
Bronze	BALOH T. (SLO)





Medallists

Medal	Name	NOC
GOLD	BUSA Andrea	HUN - HUNGARY
SILVER	MEGERLE Stefanie	GER - GERMANY
BRONZE	BALOH Tina	SLO - SLOVENIA



Results

As of THU 14 AUG 2025

Bout number #3205

BALOH Tina (SLO)

15:5

HARVEY Ellie (GBR)

Win on Points

RED		BLUE	
BALOH Tina (SLO)		HARVEY Ellie (GBR)	
Category	Women´s Point Fighting -70kg		
Score			Score
6		R1	1
Exit: 0, Warning: 0, Knock Down: 0			Exit: 1, Warning: 0, Knock Down: 0
11		R2	3
Exit: 0, Warning: 0, Knock Down: 0			Exit: 1, Warning: 0, Knock Down: 0
15		R3	5
Exit: 0, Warning: 0, Knock Down: 0		Total	Exit: 1, Warning: 0, Knock Down: 0
WINNER		15:5	
		WP	



Results

As of THU 14 AUG 2025

Bout number #3211

MEGERLE Stefanie (GER)

4:6

BUSA Andrea (HUN)

Win on Points

RED		BLUE	
MEGERLE Stefanie (GER)		BUSA Andrea (HUN)	
Category	Women´s Point Fighting -70kg		
Score			Score
1		R1	2
Exit: 0, Warning: 0, Knock Down: 0			Exit: 0, Warning: 0, Knock Down: 0
2		R2	4
Exit: 0, Warning: 0, Knock Down: 0			Exit: 0, Warning: 0, Knock Down: 0
4		R3	6
Exit: 0, Warning: 0, Knock Down: 0		Total	Exit: 1, Warning: 0, Knock Down: 0
		4:6	WINNER
		WP	



Results

As of WED 13 AUG 2025

Bout number #2211

MEGERLE Stefanie (GER)

15:5

BALOH Tina (SLO)

Win on Points

RED		BLUE	
MEGERLE Stefanie (GER)		BALOH Tina (SLO)	
Category	Women´s Point Fighting -70kg		
Score			Score
3		R1	2
Exit: 1, Warning: 0, Knock Down: 0			Exit: 0, Warning: 0, Knock Down: 0
7		R2	4
Exit: 1, Warning: 0, Knock Down: 0			Exit: 0, Warning: 0, Knock Down: 0
15		R3	5
Exit: 1, Warning: 1, Knock Down: 0		Total	Exit: 0, Warning: 0, Knock Down: 0
WINNER		15:5	
		WP	



Results

As of THU 14 AUG 2025

Bout number #2212

HARVEY Ellie (GBR)

1:8

BUSA Andrea (HUN)

Win on Points

RED		BLUE	
HARVEY Ellie (GBR)		BUSA Andrea (HUN)	
Category	Women´s Point Fighting -70kg		
Score			Score
0		R1	2
Exit: 0, Warning: 0, Knock Down: 0			Exit: 0, Warning: 0, Knock Down: 0
0		R2	4
Exit: 0, Warning: 0, Knock Down: 0			Exit: 0, Warning: 0, Knock Down: 0
1		R3	8
Exit: 0, Warning: 0, Knock Down: 0		Total	Exit: 0, Warning: 1, Knock Down: 0
		1:8	WINNER
WP			



Results

As of TUE 12 AUG 2025

Bout number #1217

MEGERLE Stefanie (GER)

13:6

SANCHEZ Vanessa (MEX)

Win on Points

RED		BLUE	
MEGERLE Stefanie (GER)		SANCHEZ Vanessa (MEX)	
Category	Women´s Point Fighting -70kg		
Score			Score
3		R1	1
Exit: 0, Warning: 0, Knock Down: 0			Exit: 0, Warning: 0, Knock Down: 0
10		R2	3
Exit: 0, Warning: 0, Knock Down: 0			Exit: 0, Warning: 0, Knock Down: 0
13		R3	6
Exit: 1, Warning: 0, Knock Down: 0		Total	Exit: 0, Warning: 0, Knock Down: 0
WINNER		13:6	
		WP	



Results

As of TUE 12 AUG 2025

Bout number #1218

IRANMANESH Negin (IRI)

-1:10

BALOH Tina (SLO)

Win on Points

RED		BLUE	
IRANMANESH Negin (IRI)		BALOH Tina (SLO)	
Category	Women´s Point Fighting -70kg		
Score			Score
-1		R1	8
Exit: 1, Warning: 0, Knock Down: 0			Exit: 0, Warning: 0, Knock Down: 0
-1		R2	10
Exit: 1, Warning: 0, Knock Down: 0			Exit: 0, Warning: 0, Knock Down: 0
		R3	
		Total	
		-1:10	WINNER
		WP	



Results

As of TUE 12 AUG 2025

Bout number #1219

HARVEY Ellie (GBR)

11:1

CHORIEVA Malika (UZB)

Win on Points

RED		BLUE	
HARVEY Ellie (GBR)		CHORIEVA Malika (UZB)	
Category	Women´s Point Fighting -70kg		
Score			Score
4		R1	2
Exit: 0, Warning: 0, Knock Down: 0			Exit: 0, Warning: 0, Knock Down: 0
7		R2	2
Exit: 0, Warning: 0, Knock Down: 0			Exit: 0, Warning: 0, Knock Down: 0
11		R3	1
Exit: 0, Warning: 0, Knock Down: 0		Total	Exit: 1, Warning: 0, Knock Down: 0
WINNER		11:1	
		WP	



Results

As of TUE 12 AUG 2025

Bout number #1220

LOUW Sophia (RSA)

1:11

BUSA Andrea (HUN)

Win on Points

RED		BLUE	
LOUW Sophia (RSA)		BUSA Andrea (HUN)	
Category	Women´s Point Fighting -70kg		
Score			Score
1		R1	4
Exit: 0, Warning: 0, Knock Down: 0			Exit: 0, Warning: 0, Knock Down: 0
1		R2	10
Exit: 0, Warning: 0, Knock Down: 0			Exit: 0, Warning: 0, Knock Down: 0
1		R3	11
Exit: 0, Warning: 0, Knock Down: 0		Total	Exit: 0, Warning: 0, Knock Down: 0
		1:11	WINNER
		WP	



TWG
2025
CHENGDU



KORFBALL

RESULTS BOOK

TABLE OF CONTENTS



30	Korfball	3508
30.1	Table of Contents	3509
30.2	Competition Schedule	3514
30.3	Daily Schedule	3515
30.3.1	Daily Schedule - 8 Aug 2025	3515
30.3.2	Daily Schedule - 9 Aug 2025	3516
30.3.3	Daily Schedule - 10 Aug 2025	3517
30.3.4	Daily Schedule - 11 Aug 2025	3518
30.3.5	Daily Schedule - 12 Aug 2025	3519
30.4	Medallists by Event	3520
30.5	Medal Standings	3521
30.6	Mixed Team	3522
30.6.1	Team Roster	3523
30.6.1.1	Team Roster - BEL	3523
30.6.1.2	Team Roster - CHN	3524
30.6.1.3	Team Roster - CZE	3525
30.6.1.4	Team Roster - GER	3526
30.6.1.5	Team Roster - NED	3527
30.6.1.6	Team Roster - POR	3528
30.6.1.7	Team Roster - SUR	3529
30.6.1.8	Team Roster - TPE	3530
30.6.2	Tournament Summary	3531
30.6.3	Cumulative Statistics	3533
30.6.3.1	Cumulative Statistics - BEL	3533
30.6.3.2	Cumulative Statistics - CHN	3534
30.6.3.3	Cumulative Statistics - CZE	3535
30.6.3.4	Cumulative Statistics - GER	3536
30.6.3.5	Cumulative Statistics - NED	3537
30.6.3.6	Cumulative Statistics - POR	3538
30.6.3.7	Cumulative Statistics - SUR	3539
30.6.3.8	Cumulative Statistics - TPE	3540
30.6.4	Medallists	3541
30.6.5	Finals	3542
30.6.5.1	7th Place Game #X17	3542
30.6.5.1.1	Start List CHN - POR	3542
30.6.5.1.2	Results CHN - POR	3543
30.6.5.2	5th Place Game #X18	3544

RESULTS BOOK

TABLE OF CONTENTS

30.6.5.2.1	Start List GER - SUR	3544
30.6.5.2.2	Results GER - SUR	3545
30.6.5.3	Bronze Medal Game #X19	3546
30.6.5.3.1	Start List CZE - TPE	3546
30.6.5.3.2	Results CZE - TPE	3547
30.6.5.4	Gold Medal Game #X20	3548
30.6.5.4.1	Start List NED - BEL	3548
30.6.5.4.2	Results NED - BEL	3549
30.6.6	Semifinals	3550
30.6.6.1	Game #X15	3550
30.6.6.1.1	Start List NED - CZE	3550
30.6.6.1.2	Results NED - CZE	3551
30.6.6.2	Game #X16	3552
30.6.6.2.1	Start List BEL - TPE	3552
30.6.6.2.2	Results BEL - TPE	3553
30.6.7	Consolation Semifinals 5-8	3554
30.6.7.1	Game #X13	3554
30.6.7.1.1	Start List POR - GER	3554
30.6.7.1.2	Results POR - GER	3555
30.6.7.2	Game #X14	3556
30.6.7.2.1	Start List CHN - SUR	3556
30.6.7.2.2	Results CHN - SUR	3557
30.6.8	Preliminary Round - Group B	3558
30.6.8.1	Game #X01	3558
30.6.8.1.1	Start List BEL - CZE	3558
30.6.8.1.2	Results BEL - CZE	3559
30.6.8.2	Game #X03	3560
30.6.8.2.1	Start List GER - SUR	3560
30.6.8.2.2	Results GER - SUR	3561
30.6.8.3	Game #X05	3562
30.6.8.3.1	Start List CZE - SUR	3562
30.6.8.3.2	Results CZE - SUR	3563
30.6.8.4	Game #X07	3564
30.6.8.4.1	Start List BEL - GER	3564
30.6.8.4.2	Results BEL - GER	3565
30.6.8.5	Game #X09	3566
30.6.8.5.1	Start List SUR - BEL	3566
30.6.8.5.2	Results SUR - BEL	3567
30.6.8.6	Game #X11	3568
30.6.8.6.1	Start List CZE - GER	3568
30.6.8.6.2	Results CZE - GER	3569
30.6.9	Preliminary Round - Group A	3570
30.6.9.1	Game #X02	3570
30.6.9.1.1	Start List NED - POR	3570

RESULTS BOOK

TABLE OF CONTENTS

30.6.9.1.2	Results NED - POR	3571
30.6.9.2	Game #X04	3572
30.6.9.2.1	Start List CHN - TPE	3572
30.6.9.2.2	Results CHN - TPE	3573
30.6.9.3	Game #X06	3574
30.6.9.3.1	Start List CHN - POR	3574
30.6.9.3.2	Results CHN - POR	3575
30.6.9.4	Game #X08	3576
30.6.9.4.1	Start List NED - TPE	3576
30.6.9.4.2	Results NED - TPE	3577
30.6.9.5	Game #X10	3578
30.6.9.5.1	Start List CHN - NED	3578
30.6.9.5.2	Results CHN - NED	3579
30.6.9.6	Game #X12	3580
30.6.9.6.1	Start List POR - TPE	3580
30.6.9.6.2	Results POR - TPE	3581



Competition Schedule

As of THU 7 AUG 2025

Date	Start Time	Teams	Phase	Game No.
FRI 8 AUG	14:00	BEL vs CZE	Preliminary Round - Group B	1
	15:45	NED vs POR	Preliminary Round - Group A	2
	18:00	GER vs SUR	Preliminary Round - Group B	3
	19:45	CHN vs TPE	Preliminary Round - Group A	4
SAT 9 AUG	14:00	CZE vs SUR	Preliminary Round - Group B	5
	15:45	CHN vs POR	Preliminary Round - Group A	6
	18:00	BEL vs GER	Preliminary Round - Group B	7
	19:45	NED vs TPE	Preliminary Round - Group A	8
SUN 10 AUG	14:00	SUR vs BEL	Preliminary Round - Group B	9
	15:45	CHN vs NED	Preliminary Round - Group A	10
	18:00	CZE vs GER	Preliminary Round - Group B	11
	19:45	POR vs TPE	Preliminary Round - Group A	12
MON 11 AUG	14:00	A3 vs B4	Consolation Semifinal 5-8	13
	15:45	B3 vs A4	Consolation Semifinal 5-8	14
	18:00	A1 vs B2	Semifinal	15
	19:45	B1 vs A2	Semifinal	16
TUE 12 AUG	14:00	Loser 13 vs Loser 14	7th Place Game	17
	15:45	Winner 13 vs Winner 14	5th Place Game	18
	18:00	Loser 15 vs Loser 16	Bronze Medal Game	19
	19:45	Winner 15 vs Winner 16	Gold Medal Game	20



Daily Schedule

Start Time	Teams		Phase	Game No.	Game Officials	
					Function	Name
14:00	BEL	vs CZE	Preliminary Round - Group B	1	Referee Referee Reserve Referee	FARIA C (POR) FREDERICKSON ME (AUS) de GROOT S (NED)
15:45	NED	vs POR	Preliminary Round - Group A	2	Referee Referee Reserve Referee	LIAO WC (TPE) GANDIA PEREZ O (ESP) WEST C (GBR)
18:00	GER	vs SUR	Preliminary Round - Group B	3	Referee Referee Reserve Referee	JONES S (GBR) WEST C (GBR) GANDIA PEREZ O (ESP)
19:45	CHN	vs TPE	Preliminary Round - Group A	4	Referee Referee Reserve Referee	de GROOT S (NED) FARIA C (POR) FREDERICKSON ME (AUS)



Daily Schedule

Start Time	Teams		Phase	Game No.	Game Officials	
					Function	Name
14:00	CZE	vs SUR	Preliminary Round - Group B	5	Referee Referee Reserve Referee	LIAO WC (TPE) JONES S (GBR) FARIA C (POR)
15:45	CHN	vs POR	Preliminary Round - Group A	6	Referee Referee Reserve Referee	FREDERICKSON ME (AUS) WEST C (GBR) de GROOT S (NED)
18:00	BEL	vs GER	Preliminary Round - Group B	7	Referee Referee Reserve Referee	de GROOT S (NED) GANDIA PEREZ O (ESP) LIAO WC (TPE)
19:45	NED	vs TPE	Preliminary Round - Group A	8	Referee Referee Reserve Referee	WEST C (GBR) FARIA C (POR) JONES S (GBR)



Daily Schedule

Start Time	Teams		Phase	Game No.	Game Officials	
					Function	Name
14:00	SUR	vs BEL	Preliminary Round - Group B	9	Referee Referee Reserve Referee	FREDERICKSON ME (AUS) FARIA C (POR) WEST C (GBR)
15:45	CHN	vs NED	Preliminary Round - Group A	10	Referee Referee Reserve Referee	GANDIA PEREZ O (ESP) LIAO WC (TPE) JONES S (GBR)
18:00	CZE	vs GER	Preliminary Round - Group B	11	Referee Referee Reserve Referee	de GROOT S (NED) WEST C (GBR) LIAO WC (TPE)
19:45	POR	vs TPE	Preliminary Round - Group A	12	Referee Referee Reserve Referee	GANDIA PEREZ O (ESP) JONES S (GBR) FREDERICKSON ME (AUS)



Daily Schedule

Start Time	Teams		Phase	Game No.	Game Officials	
					Function	Name
14:00	POR	vs GER	Consolation Semifinal 5-8	13	Referee Referee Reserve Referee	LIAO WC (TPE) GANDIA PEREZ O (ESP) FREDERICKSON ME (AUS)
15:45	CHN	vs SUR	Consolation Semifinal 5-8	14	Referee Referee Reserve Referee	FREDERICKSON ME (AUS) JONES S (GBR) FARIA C (POR)
18:00	NED	vs CZE	Semifinal	15	Referee Referee Reserve Referee	FARIA C (POR) LIAO WC (TPE) GANDIA PEREZ O (ESP)
19:45	BEL	vs TPE	Semifinal	16	Referee Referee Reserve Referee	de GROOT S (NED) WEST C (GBR) JONES S (GBR)



Daily Schedule

Start Time	Teams		Phase	Game No.	Game Officials	
					Function	Name
14:00	CHN	vs POR	7th Place Game	17	Referee Referee Reserve Referee	FREDERICKSON ME (AUS) de GROOT S (NED) GANDIA PEREZ O (ESP)
15:45	GER	vs SUR	5th Place Game	18	Referee Referee Reserve Referee	JONES S (GBR) LIAO WC (TPE) FREDERICKSON ME (AUS)
18:00	CZE	vs TPE	Bronze Medal Game	19	Referee Referee Reserve Referee	de GROOT S (NED) GANDIA PEREZ O (ESP) FREDERICKSON ME (AUS)
19:45	NED	vs BEL	Gold Medal Game	20	Referee Referee Reserve Referee	WEST C (GBR) FARIA C (POR) JONES S (GBR)



Medallists by Event

As of TUE 12 AUG 2025 at 20:58

After 1 of 1 Events

Event	Date	Medal	Name	Gender	NOC Code
Mixed	12 AUG 2025	GOLD	LOKHORST Jessica CORDUS Esther BOERHOUT Nikki BOADI Danielle HOEK Fleur VERHOEF Sabine VAN WIJNGAARDEN Olav VISSER Marije FABER Ran VISSCHER Harjan DE VRIES Carlo OUT Alwin FRIESWIJK Julian OPPE Bo	F F F F F F M F M M M M M M	NED
		SILVER	ENGELS Amber VAN GORP Lisa PAUWELS Lisa VAN MALDEGHEM Lise VAN MALDEGHEM Joke SAEY Britt DENIE Eline VERWERFT Nick DE VOGELAERE Jordan DE LEY Siebe DE LEY Jarre THIJS Thomas BELLEMANS Joppe AMORGASTE Kian	F F F F F F F M M M M M M M M	BEL
		BRONZE	LIN Ya-Wen CHO Ya-Hui WU Pei-Yun CHEN Cin CHANG Shu-Chi LO Kai-Yeh CHAN Ya-Han CHEN Yuan-Hao CHANG Chieh-Sheng CHIU Shao-En CHEN Chun-Ta KAO Chen-Yu TSAI Tsung-Yu HSU Ching-Chen	F F F F F F F M M M M M M M M	TPE

Legend:

F Female M Male

Timing and Results provided by Tissot



Medal Standings

REVISED
12 AUG 20:59

As of TUE 12 AUG 2025 at 20:59

After 1 of 1 Events

Rank	NOC	Mixed Team				Rank by Total
		G	S	B	Tot	
1	NED - Netherlands	1			1	=1
2	BEL - Belgium		1		1	=1
3	TPE - Chinese Taipei			1	1	=1
Total:		1	1	1	3	

Legend:

= Equal sign indicates that two or more countries share the same rank by total

B Bronze

G Gold

S Silver

Tot Total

REVISED

Teamname for NED updated

Timing and Results provided by Tissot



TWG
2025
CHENGDU



KORFBALL

Mixed Team



Team Roster

As of THU 7 AUG 2025

BEL - Belgium

No	Name	Gender	Date of Birth	Age
3	ENGELS Amber	Female	28 DEC 1998	26
4	VAN GORP Lisa	Female	6 JUL 2000	25
5	PAUWELS Lisa	Female	27 MAY 1997	28
6	VAN MALDEGHEM Lise	Female	17 JUN 2003	22
7	VAN MALDEGHEM Joke	Female	17 JUN 2003	22
8	SAEY Britt	Female	12 AUG 2002	22
10	DENIE Eline	Female	16 JUL 2003	22
25	VERWERFT Nick	Male	20 DEC 1995	29
27	DE VOGELAERE Jordan	Male	8 SEP 1996	28
28	DE LEY Siebe	Male	4 MAY 2000	25
29	DE LEY Jarre	Male	10 MAY 1998	27
30	THIJS Thomas	Male	25 SEP 1999	25
35	BELLEMAN Joppe	Male	29 MAR 2002	23
36	AMORGASTE Kian	Male	8 JAN 2002	23
Team Average				24.8

Team colours

Primary	Shirts
Alternate	Shorts

red
black

Head Coach: ELEWAUT Detlef
 Assistant Coach: SCHOT Johannes (NED)
 Team Manager: VANDENHOECK Oliver
 Medical Staff: TIREZ Ruben
 Medical Staff: ONGENA Kevin

Legend:			
(C) Captain	A Attack	D Defense	



Team Roster

As of THU 7 AUG 2025

CHN - People's Republic of China

No	Name	Gender	Date of Birth	Age
1	ZHANG Xin	Female	21 SEP 1991	33
2	ZHAO Jing	Female	18 MAR 1992	33
3	WANG Qing	Female	21 JUL 1995	30
5	LI Xin	Female	10 FEB 1995	30
6	FU Yuran	Female	11 NOV 1997	27
8	HU Yuxuan	Female	24 NOV 1999	25
10	ZHANG Yuzhu	Female	3 JAN 2004	21
11	ZHANG Dongjie	Male	16 FEB 1994	31
12	FAN Yuguo	Male	14 JAN 2006	19
14	WANG Xi	Male	3 JUN 1994	31
15	SUN Jingyuan	Male	7 AUG 1996	28
17	XIAO Fei	Male	10 JUN 1994	31
19	LI Xuyang	Male	15 APR 2000	25
20	SHEN Ruiyang	Male	15 SEP 2003	21
			Team Average	27.5

Team colours	Shirts	Shorts
Primary	red	
Alternate	white	

Head Coach: MA Xiangcheng
Assistant Coach: WANG Tao
Assistant Coach: CRUM Bernard (NED)
Team Manager: YIN Hao
Medical Staff: HUANG Qiang

Legend:				
(C)	Captain	A	Attack	D Defense



Team Roster

As of THU 7 AUG 2025

CZE - Czechia

No	Name	Gender	Date of Birth	Age
1	BURIANKOVA Lenka	Female	23 OCT 2006	18
2	VOJNOVA Sofie	Female	22 JAN 2005	20
3	SAHATCIU Sara	Female	24 NOV 2001	23
6	ZIEGLEROVA Eliska	Female	20 AUG 1985	39
7	NOVAKOVA Klara	Female	31 JAN 2003	22
8	KUBU Nela	Female	2 AUG 2002	23
13	PESAK Petr	Male	10 APR 1988	37
17	PAVLICKOVA Jitka	Female	27 APR 2005	20
23	HOLIK Lukas	Male	4 NOV 2006	18
27	VALENTA Frantisek	Male	5 SEP 2004	20
29	SNAJDR Petr	Male	9 FEB 1998	27
30	GALICEK Petr	Male	12 NOV 1996	28
36	KRUPAL Rene	Male	20 OCT 2006	18
39	KORTUS Rostislav	Male	2 APR 2002	23
			Team Average	24.0

Team colours

Primary	Shirts
Alternate	Shorts

blue
white

Shorts

Head Coach: KRACIK Ivo
Assistant Coach: KONECNY David
Team Manager: HOVORKA Vit

Legend:

(C) Captain A Attack D Defense

Timing and Results provided by Tissot



Team Roster

As of THU 7 AUG 2025

GER - Germany

No	Name	Gender	Date of Birth	Age
1	WITTHAUS Lea	Female	14 OCT 1995	29
2	GUST Madeline	Female	10 JUL 2002	23
3	GNUTT Johanna	Female	7 MAR 1996	29
4	KIERDORF Jana	Female	20 SEP 1994	30
5	HEILMANN Hannah	Female	14 MAR 2001	24
6	ORTH Anna	Female	21 MAR 1994	31
8	STRACH Julia	Female	16 MAR 1998	27
10	GRAMMEL Maurice	Male	4 OCT 1994	30
11	NOWAK Theo	Male	16 JUN 2000	25
13	WECKENDRUP Pascal	Male	29 AUG 1995	29
14	HEMING Jan Robert	Male	4 JUL 2000	25
15	FREUND Thomas	Male	17 AUG 1999	25
16	HEPPEKAUSEN Steffen	Male	1 AUG 1996	29
19	WITTHAUS Lucas	Male	24 JUN 1998	27
			Team Average	27.4

Team colours

Primary

Alternate

Shirts

white

red

Shorts

Head Coach: VAN DEN BOS Wilco (NED)
Assistant Coach: ORTH Timon
Team Manager: SCHITTKOWSKI Jochen
Medical Staff: FUSSGEN Alice
Medical Staff: WERTHMANN Dominik

Legend:

(C) Captain A Attack D Defense



Team Roster

REVISED
14 AUG 14:18

As of THU 14 AUG 2025

NED - Netherlands

No	Name	Gender	Date of Birth	Age
1	LOKHORST Jessica	Female	16 AUG 1993	31
2	CORDUS Esther	Female	14 AUG 1994	30
3	BOERHOUT Nikki	Female	20 JAN 2003	22
8	BOADI Danielle	Female	12 MAY 2000	25
9	HOEK Fleur	Female	28 JUL 1996	29
10	VERHOEF Sabine	Female	12 NOV 2000	24
11	VAN WIJNGAARDEN Olav	Male	7 SEP 1996	28
12	VISSER Marije	Female	8 AUG 2001	23
13	FABER Ran	Male	16 APR 2002	23
14	VISSCHER Harjan	Male	26 FEB 1997	28
15	DE VRIES Carlo	Male	28 APR 1998	27
16	OUT Alwin	Male	27 DEC 1996	28
18	FRIESWIJK Julian	Male	23 NOV 1999	25
19	OPPE Bo	Male	29 SEP 1999	25
			Team Average	26.3

Team colours
Primary
Alternate

Shirts
orange

Shorts

Head Coach: KORPORAAL Ard
Assistant Coach: SCHORN-JONKMAN Samantha
Assistant Coach: BRAUNSTAHL Leon
Team Manager: van EWIJK Hendrikus
Medical Staff: JANSEN Agatha
Medical Staff: HINDRICK Ananda
Medical Staff: WILLEMSSEN Maaïke

Legend:
(C) Captain

REVISED

Teamname updated



Team Roster

As of THU 7 AUG 2025

POR - Portugal

No	Name	Gender	Date of Birth	Age
1	RIBEIRO Celise	Female	22 JAN 2002	23
2	FRADE Catarina	Female	9 NOV 1999	25
4	COSTA RUIVO Luise	Female	20 FEB 1993	32
5	SANTOS Ines	Female	30 OCT 2002	22
6	PEREIRA Beatriz	Female	16 SEP 1999	25
7	CORREIA Catarina	Female	7 OCT 1997	27
8	ROSA Beatriz	Female	14 JAN 2003	22
9	LOURENCO Tomas	Male	5 NOV 1999	25
10	LUZ Tiago	Male	3 NOV 1991	33
11	FERNANDES Hugo	Male	28 FEB 1997	28
12	LOURENCO Afonso	Male	12 DEC 2003	21
14	FERRO Tiago	Male	11 NOV 1993	31
15	AYRES Jean	Male	22 MAR 1993	32
16	RUIVO Julio	Male	21 DEC 1995	29
Team Average				26.8

Team colours

Primary

Alternate

Shirts

black

red

Shorts

Head Coach: ANTUNES Carla
Assistant Coach: CORREIA Pedro
Team Manager: LOURENCO Carla
Medical Staff: TANQUEIRO Madalena

Legend:

(C) Captain A Attack D Defense



Team Roster

As of THU 7 AUG 2025

SUR - Suriname

No	Name	Gender	Date of Birth	Age
2	RAMLAL Sandy	Female	12 JAN 1995	30
3	LEIDER Sterre	Female	17 APR 2004	21
4	van der STELT Dominique	Female	2 JUN 1998	27
5	van der STELT Tamera	Female	17 DEC 2001	23
6	DESAUNOIS Shera	Female	21 AUG 1993	31
7	van der KOOYE Sharona	Female	7 SEP 1996	28
8	van GINKEL Iske	Female	21 FEB 2004	21
15	van der STEEN Randell	Male	14 MAY 1995	30
16	HIRALAL Kamil	Male	20 AUG 1997	27
17	STIENSTRA Wayne	Male	8 AUG 1997	27
18	VISSER Thomas	Male	2 JUL 2002	23
19	PINAS Trojan	Male	31 JUL 2000	25
20	SLOT Vladimir	Male	7 SEP 1997	27
21	AMATREDJO Shane	Male	4 DEC 2006	18
Team Average				25.6

Team colours
Primary
Alternate

Shirts
black

Shorts

Head Coach: NICATIA Jairus (NED)
Assistant Coach: ZEGWAARD Marco (NED)
Team Manager: JANSSEN Robert (NED)
Medical Staff: KONING Daniel (NED)
Medical Staff: BRAUMULLER Delano

Legend:

(C) Captain A Attack D Defense



Team Roster

As of THU 7 AUG 2025

TPE - Chinese Taipei

No	Name	Gender	Date of Birth	Age
1	LIN Ya-Wen	Female	14 JUN 1994	31
3	CHO Ya-Hui	Female	1 SEP 1998	26
4	WU Pei-Yun	Female	6 DEC 2005	19
5	CHEN Cin	Female	26 JUN 1989	36
7	CHANG Shu-Chi	Female	2 SEP 1997	27
9	LO Kai-Yeh	Female	29 MAY 1999	26
10	CHAN Ya-Han	Female	9 OCT 1993	31
11	CHEN Yuan-Hao	Male	10 SEP 2005	19
12	CHANG Chieh-Sheng	Male	22 APR 1996	29
13	CHIU Shao-En	Male	10 AUG 2006	18
15	CHEN Chun-Ta	Male	30 JUN 1995	30
17	KAO Chen-Yu	Male	9 JUL 1991	34
18	TSAI Tsung-Yu	Male	11 JUL 2002	23
20	HSU Ching-Chen	Male	26 AUG 2003	21
			Team Average	26.4

Team colours
Primary
Alternate

Shirts
yellow

Shorts

Head Coach: HSIEH Fang-Yi
Assistant Coach: LIANG Jui-Hsin
Team Manager: YU Ting-Yin
Medical Staff: HUANG Wei-Chiang
Medical Staff: SUNG Bo-Yu

Legend:

(C) Captain A Attack D Defense

Timing and Results provided by Tissot

KBLXTEAM8-----_33_KBLXTEAM8---TPE01 v1.0

Report Created THU 7 AUG 2025 14:50

Page 1 / 1



Tournament Summary

As of TUE 12 AUG 2025

Preliminary Round

Phase	Game Number	Teams	Start Time	Final	Q1	Q2	Q3	Q4	GG
Preliminary Round - Group B	1	BEL vs CZE	14:00	26 - 10	9 - 6	4 - 0	6 - 2	7 - 2	
Preliminary Round - Group A	2	NED vs POR	15:45	29 - 12	6 - 5	8 - 3	7 - 2	8 - 2	
Preliminary Round - Group B	3	GER vs SUR	18:00	14 - 15	5 - 4	3 - 4	3 - 4	3 - 3	
Preliminary Round - Group A	4	CHN vs TPE	19:45	14 - 28	1 - 5	3 - 6	8 - 10	2 - 7	
Preliminary Round - Group B	5	CZE vs SUR	14:00	19 - 16	7 - 4	6 - 5	4 - 3	2 - 4	
Preliminary Round - Group A	6	CHN vs POR	15:45	9 - 21	0 - 3	3 - 6	2 - 6	4 - 6	
Preliminary Round - Group B	7	BEL vs GER	18:00	27 - 14	4 - 4	10 - 2	4 - 4	9 - 4	
Preliminary Round - Group A	8	NED vs TPE	19:45	33 - 16	9 - 5	8 - 6	9 - 3	7 - 2	
Preliminary Round - Group B	9	SUR vs BEL	14:00	11 - 15	3 - 5	3 - 6	2 - 3	3 - 1	
Preliminary Round - Group A	10	CHN vs NED	15:45	9 - 35	2 - 10	2 - 11	2 - 8	3 - 6	
Preliminary Round - Group B	11	CZE vs GER	18:00	20 - 19	7 - 5	4 - 5	4 - 7	4 - 2	1 - 0
Preliminary Round - Group A	12	POR vs TPE	19:45	18 - 23	6 - 7	3 - 4	6 - 7	3 - 5	

Group A						Games					Points		Class. Points
Rank		NED	TPE	POR	CHN	Played	Won	Lost	OTW	OTL	For	Against	
1	NED		33 - 16	29 - 12	35 - 9	3	3	0	0	0	97	37	9
2	TPE	16 - 33		23 - 18	28 - 14	3	2	1	0	0	67	65	6
3	POR	12 - 29	18 - 23		21 - 9	3	1	2	0	0	51	61	3
4	CHN	9 - 35	14 - 28	9 - 21		3	0	3	0	0	32	84	0

Group B						Games					Points		Class. Points
Rank		BEL	CZE	SUR	GER	Played	Won	Lost	OTW	OTL	For	Against	
1	BEL		26 - 10	15 - 11	27 - 14	3	3	0	0	0	68	35	9
2	CZE	10 - 26		19 - 16	20 - 19	3	1	1	1	0	49	61	5
3	SUR	11 - 15	16 - 19		15 - 14	3	1	2	0	0	42	48	3
4	GER	14 - 27	19 - 20	14 - 15		3	0	2	0	1	47	62	1

Final Round

Phase	Game Number	Teams	Start Time	Final	Q1	Q2	Q3	Q4	GG
Consolation Semifinal 5-8	13	POR vs GER	14:00	20 - 23	6 - 9	4 - 6	5 - 5	5 - 3	
Consolation Semifinal 5-8	14	CHN vs SUR	15:45	12 - 19	2 - 5	2 - 6	3 - 2	5 - 6	
Semifinal	15	NED vs CZE	18:00	39 - 13	9 - 3	8 - 3	13 - 3	9 - 4	
Semifinal	16	BEL vs TPE	19:45	19 - 13	5 - 4	4 - 1	3 - 4	7 - 4	
7th Place Game	17	CHN vs POR	14:00	16 - 18	5 - 6	8 - 3	3 - 5	0 - 4	
5th Place Game	18	GER vs SUR	15:45	14 - 16	3 - 4	4 - 5	4 - 3	3 - 4	
Bronze Medal Game	19	CZE vs TPE	18:00	15 - 19	6 - 6	3 - 2	5 - 9	1 - 2	
Gold Medal Game	20	NED vs BEL	19:45	23 - 16	7 - 4	5 - 1	3 - 4	8 - 7	



Tournament Summary

As of TUE 12 AUG 2025

Semifinals

Gold Medal Game

Final Standings				
Medal	Rank	Team	GP	W/L
Gold	1	NED	5	5/0
Silver	2	BEL	5	4/1
Bronze	3	TPE	5	3/2
	4	CZE	5	2/3
	5	SUR	5	3/2
	6	GER	5	1/4
	7	POR	5	2/3
	8	CHN	5	0/5

NED - 39

Game 15
MON 11 AUG

NED - 23

CZE - 13

Game 20
TUE 12 AUG

NED - Gold
BEL - Silver

BEL - 19

Game 16
MON 11 AUG

BEL - 16

TPE - 13

Bronze Medal Game

CZE - 15

Game 19
TUE 12 AUG

TPE - Bronze
CZE - 4th

TPE - 19

Consolation Round 5-8

POR - 20

Game 13
MON 11 AUG

GER - 14

GER - 23

Game 18
TUE 12 AUG

SUR - 5th
GER - 6th

CHN - 12

Game 14
MON 11 AUG

SUR - 16

SUR - 19

CHN - 16

Game 17
TUE 12 AUG

POR - 7th
CHN - 8th

POR - 18

Legend:

Class.	Classification	GG	Golden Goal Period	GP	Games played	OTL	overtime loss	OTW	overtime win
PS	Penalty Shots	W/L	Won/Loss						



Cumulative Statistics

BEL - Belgium

After 5 games

No	Name	Gender	GP	Time Played	Goals		LD		MD		Near		R-in		Free Pass		Penalty		Cards		
					M/A	%	M/A	%	M/A	%	M/A	%	M/A	%	M/A	%	M/A	%	Y	YR	R
3	ENGELS Amber	Female	5	1:36:25	4/17	24	0/7	0	3/7	43	0/2	0					1/1	100			
4	VAN GORP Lisa	Female	5	1:53:21	6/36	17	2/16	13	2/9	22	0/2	0	2/4	50	0/2	0	0/3	0			
5	PAUWELS Lisa	Female	5	2:40:47	17/58	29	6/24	25	6/23	26	2/5	40	1/4	25	1/1	100	1/1	100			
6	VAN MALDEGHEM Lise	Female	5	2:41:34	6/48	13	2/18	11	0/15	0			2/9	22	0/4	0	2/2	100			
7	VAN MALDEGHEM Joke	Female	5	2:02:25	11/46	24	4/19	21	2/12	17			1/6	17	2/6	33	2/3	67			
8	SAEY Britt	Female	5	1:15:25	0/8	0	0/3	0	0/2	0	0/2	0					0/1	0			
10	DENIE Eline	Female	5	1:14:23	6/17	35	0/3	0	1/5	20			1/1	100	2/6	33	2/2	100			
25	VERWERFT Nick	Male	5	2:00:39	2/15	13	2/9	22	0/3	0	0/3	0									
27	DE VOGELAERE Jordan	Male	5	2:45:12	7/25	28	4/16	25	1/4	25	1/4	25					1/1	100			
28	DE LEY Siebe	Male	5	1:12:05	8/36	22	6/23	26	1/12	8	1/1	100									
29	DE LEY Jarre	Male	5	2:14:19	8/47	17	6/34	18	1/10	10	1/2	50			0/1	0					
30	THIJS Thomas	Male	5	1:15:46	9/39	23	4/24	17	3/12	25	1/1	100	1/1	100			0/1	0			
35	BELLEMANS Joppe	Male	5	1:15:52	4/13	31	1/2	50	2/7	29	0/3	0					1/1	100			
36	AMORGASTE Kian	Male	5	2:31:47	15/71	21	11/46	24	2/10	20	1/4	25	0/2	0	0/7	0	1/2	50			
Team / Coach																					
Totals:					103/476	22	48/244	20	24/131	18	7/29	24	8/27	30	5/27	19	11/18	61			

Legend:											
%	Efficiency	LD	Long Distance	M/A	Made / Attempts	MD	Medium Distance	GP	Games Played	R-in	Running-in
R	Red Card	Y	Yellow Card	YR	Yellow+Red Card						



Cumulative Statistics

CHN - People's Republic of China

After 5 games

No	Name	Gender	GP	Time Played	Goals		LD		MD		Near		R-in		Free Pass		Penalty		Cards			
					M/A	%	M/A	%	M/A	%	M/A	%	M/A	%	M/A	%	M/A	%	Y	YR	R	
1	ZHANG Xin	Female	5	2:09:55	3/19	16	0/6	0	2/5	40	1/4	25	0/1	0	0/2	0	0/1	0				
2	ZHAO Jing	Female	5	3:19:09	14/63	22	1/11	9	3/27	11	4/8	50	1/3	33	1/10	10	4/4	100				
3	WANG Qing	Female	5	2:05:31	2/31	6	0/8	0	0/14	0	1/4	25	0/4	0	1/1	100						
5	LI Xin	Female	5																			
6	FU Yuran	Female	5	2:50:00	3/27	11	0/10	0	0/6	0	1/2	50	0/5	0	2/3	67	0/1	0				
8	HU Yuxuan	Female	5	2:24:16	4/26	15	4/11	36	0/12	0	0/1	0			0/2	0						
10	ZHANG Yuzhu	Female	5	31:09	0/2	0			0/2	0												
11	ZHANG Dongjie	Male	5	3:02:19	4/27	15	4/13	31	0/12	0	0/2	0										
12	FAN Yuguo	Male	5	53:47	1/19	5	0/7	0	0/11	0	1/1	100										
14	WANG Xi	Male	5	2:40:06	6/43	14	5/30	17	1/11	9	0/1	0	0/1	0								
15	SUN Jingyuan	Male	5	2:43:15	12/55	22	5/39	13	2/8	25	1/2	50	0/2	0			4/4	100				
17	XIAO Fei	Male	5	2:45:18	6/41	15	5/30	17	1/11	9												
19	LI Xuyang	Male	5	36:45	1/6	17	1/5	20	0/1	0												
20	SHEN Ruiyang	Male	5	38:30	4/20	20	3/14	21	0/3	0			1/2	50			0/1	0				
Team / Coach																						
Totals:					60/379	16	28/184	15	9/123	7	9/25	36	2/18	11	4/18	22	8/11	73				

Legend:											
%	Efficiency	LD	Long Distance	M/A	Made / Attempts	MD	Medium Distance	GP	Games Played	R-in	Running-in
R	Red Card	Y	Yellow Card	YR	Yellow+Red Card						



Cumulative Statistics

CZE - Czechia

After 5 games

No	Name	Gender	GP	Time Played	Goals		LD		MD		Near		R-in		Free Pass		Penalty		Cards		
					M/A	%	M/A	%	M/A	%	M/A	%	M/A	%	M/A	%	M/A	%	Y	YR	R
1	BURIANKOVA Lenka	Female	5	52:12	1/2	50	1/2	50													
2	VOJNOVA Sofie	Female	5	47:26	2/7	29	0/1	0	1/5	20			1/1	100							
3	SAHATCIU Sara	Female	5	2:45:34	4/14	29	1/3	33	1/5	20	0/3	0					2/3	67			
6	ZIEGLEROVA Eliska	Female	5	2:03:34	8/36	22	1/18	6	6/11	55	0/3	0			0/3	0	1/1	100			
7	NOVAKOVA Klara	Female	5	1:22:04	4/16	25	0/6	0	2/5	40					2/4	50	0/1	0			
8	KUBU Nela	Female	5	2:41:20	7/26	27	1/7	14	4/14	29	0/1	0	0/1	0	0/1	0	2/2	100			
13	PESAK Petr	Male	5	12:12	1/3	33	1/2	50	0/1	0											
17	PAVLICKOVA Jitka	Female	5	2:50:55	4/36	11	2/21	10	1/11	9	0/3	0	1/1	100							
23	HOLIK Lukas	Male	5	2:44:17	8/40	20	4/28	14	3/8	38	0/3	0					1/1	100			
27	VALENTA Frantisek	Male	5	1:23:00	2/24	8	1/17	6	1/3	33	0/3	0	0/1	0							
29	SNAJDR Petr	Male	5	2:43:32	5/59	8	1/37	3	3/14	21	0/4	0	0/2	0	0/1	0	1/1	100			
30	GALICEK Petr	Male	5	2:43:54	16/77	21	7/42	17	5/22	23	0/3	0	0/1	0	2/7	29	2/2	100			
36	KRUPAL Rene	Male	5	50:03	5/18	28	2/13	15	3/5	60											
39	KORTUS Rostislav	Male	5	2:50:37	10/49	20	2/25	8	4/13	31	0/6	0	1/2	50			3/3	100			
Team / Coach																					
Totals:					77/407	19	24/222	11	34/117	29	0/29	0	3/9	33	4/16	25	12/14	86			

Legend:											
%	Efficiency	LD	Long Distance	M/A	Made / Attempts	MD	Medium Distance	GP	Games Played	R-in	Running-in
R	Red Card	Y	Yellow Card	YR	Yellow+Red Card						



Cumulative Statistics

GER - Germany

After 5 games

No	Name	Gender	GP	Time Played	Goals		LD		MD		Near		R-in		Free Pass		Penalty		Cards				
					M/A	%	M/A	%	M/A	%	M/A	%	M/A	%	M/A	%	M/A	%	Y	YR	R		
1	WITTHAUS Lea	Female	5	2:53:24	15/66	23	2/15	13	8/36	22	1/4	25	2/3	67	1/5	20	1/3	33					
2	GUST Madeline	Female	5	2:49:16	9/46	20	2/9	22	4/30	13	0/2	0	0/2	0			3/3	100					
3	GNUTT Johanna	Female	5	2:21:20	3/23	13	1/6	17	2/13	15	0/1	0	0/1	0	0/2	0							
4	KIERDORF Jana	Female	5	40:00	1/7	14	0/1	0	0/2	0	0/1	0			0/2	0	1/1	100					
5	HEILMANN Hannah	Female	5	40:00	2/5	40	0/1	0	0/2	0			1/1	100			1/1	100					
6	ORTH Anna	Female	5	2:49:16	6/51	12	1/11	9	3/33	9			0/1	0	1/5	20	1/1	100					
8	STRACH Julia	Female	5	1:12:04	3/10	30	2/2	100	1/5	20	0/3	0											
10	GRAMMEL Maurice	Male	5	40:00	0/2	0	0/2	0															
11	NOWAK Theo	Male	5	40:00	1/15	7	1/11	9	0/4	0													
13	WECKENDRUP Pascal	Male	5	1:40:06	2/20	10	0/5	0	2/14	14			0/1	0									
14	HEMING Jan Robert	Male	5	2:53:24	3/18	17	0/5	0	0/6	0	2/5	40					1/2	50					
15	FREUND Thomas	Male	5	2:49:16	9/19	47	3/8	38	3/5	60	1/4	25	1/1	100			1/1	100					
16	HEPPEKAUSEN Steffen	Male	5	2:14:49	15/66	23	6/31	19	5/27	19	1/3	33	1/3	33			2/2	100					
19	WITTHAUS Lucas	Male	5	2:27:45	15/67	22	6/21	29	6/38	16	0/4	0					3/4	75					
Team / Coach																							
Totals:					84/415	20	24/128	19	34/215	16	5/27	19	5/13	38	2/14	14	14/18	78					

Legend:											
%	Efficiency	LD	Long Distance	M/A	Made / Attempts	MD	Medium Distance	GP	Games Played	R-in	Running-in
R	Red Card	Y	Yellow Card	YR	Yellow+Red Card						



Cumulative Statistics

REVISED
14 AUG 15:12

NED - Netherlands

After 5 games

No	Name	Gender	GP	Time Played	Goals		LD		MD		Near		R-in		Free Pass		Penalty		Cards		
					M/A	%	M/A	%	M/A	%	M/A	%	M/A	%	M/A	%	M/A	%	Y	YR	R
1	LOKHORST Jessica	Female	5	1:54:25	6/26	23	2/6	33	4/19	21	0/1	0									
2	CORDUS Esther	Female	5	1:34:41	9/27	33	0/3	0	4/11	36	5/12	42	0/1	0							
3	BOERHOUT Nikki	Female	5	1:54:55	17/46	37	1/12	8	6/16	38	1/6	17	5/8	63			4/4	100			
8	BOADI Danielle	Female	5	1:52:34	12/52	23	7/34	21	2/10	20	0/1	0	3/6	50	0/1	0					
9	HOEK Fleur	Female	5	1:45:56	13/51	25	5/27	19	2/15	13	0/1	0	2/3	67	1/2	50	3/3	100			
10	VERHOEF Sabine	Female	5	1:51:21	6/21	29	1/7	14	2/9	22	1/1	100	1/3	33			1/1	100			
11	VAN WIJNGAARDEN Olav	Male	5	2:00:41	12/48	25	2/24	8	3/9	33	1/4	25	2/5	40			4/6	67			
12	VISSER Marije	Female	5	1:46:08	16/43	37	8/26	31	2/7	29	0/2	0	1/1	100	2/4	50	3/3	100			
13	FABER Ran	Male	5	1:46:07	3/40	8	1/22	5	0/9	0	0/3	0	0/4	0			2/2	100			
14	VISSCHER Harjan	Male	5	1:46:25	16/60	27	6/40	15	5/12	42	1/2	50	1/1	100	2/4	50	1/1	100			
15	DE VRIES Carlo	Male	5	1:42:50	9/46	20	2/20	10	6/22	27	0/1	0			1/3	33					
16	OUT Alwin	Male	5	1:58:43	19/66	29	10/44	23	5/16	31	2/4	50	1/1	100			1/1	100			
18	FRIESWIJK Julian	Male	5	1:44:35	8/32	25	7/20	35	1/10	10	0/2	0									
19	OPPE Bo	Male	5	1:40:39	13/56	23	5/32	16	7/18	39	0/2	0	0/2	0	0/1	0	1/1	100			
Team / Coach																					
Totals:					159/614	26	57/317	18	49/183	27	11/42	26	16/35	46	6/15	40	20/22	91			

Legend:																					
%	Efficiency	LD	Long Distance	M/A	Made / Attempts	MD	Medium Distance	GP	Games Played	R-in	Running-in										
R	Red Card	Y	Yellow Card	YR	Yellow+Red Card																

REVISED

Teamname for NED updated



Cumulative Statistics

POR - Portugal

After 5 games

No	Name	Gender	GP	Time Played	Goals		LD		MD		Near		R-in		Free Pass		Penalty		Cards			
					M/A	%	M/A	%	M/A	%	M/A	%	M/A	%	M/A	%	M/A	%	Y	YR	R	
1	RIBEIRO Celise	Female	5	1:53	0/1	0	0/1	0														
2	FRADE Catarina	Female	5	2:36:11	13/38	34	1/8	13	2/5	40	1/3	33	2/6	33	3/11	27	4/5	80				
4	COSTA RUIVO Luise	Female	5	2:48:11	7/31	23	1/14	7	2/12	17	2/3	67	2/2	100								
5	SANTOS Ines	Female	5	2:56:18	14/51	27	3/15	20	3/15	20	1/3	33	2/5	40	3/10	30	2/3	67				
6	PEREIRA Beatriz	Female	5	41:29	0/6	0	0/1	0	0/3	0			0/1	0			0/1	0				
7	CORREIA Catarina	Female	5	2:36:56	8/38	21	0/14	0	1/7	14	1/6	17	1/5	20			5/6	83				
8	ROSA Beatriz	Female	5	1:37:40	2/9	22	0/5	0	0/1	0	0/1	0	2/2	100								
9	LOURENCO Tomas	Male	5	31:37	0/5	0	0/3	0	0/2	0												
10	LUZ Tiago	Male	5	2:36:52	5/42	12	1/25	4	3/13	23	0/2	0	0/1	0			1/1	100				
11	FERNANDES Hugo	Male	5	57:20	6/26	23	5/13	38	0/9	0	0/1	0	0/1	0	1/2	50						
12	LOURENCO Afonso	Male	5	2:55:56	9/43	21	3/21	14	3/9	33	0/4	0	0/5	0			3/4	75				
14	FERRO Tiago	Male	5	1:31:30	7/27	26	1/16	6	2/7	29	1/1	100	1/1	100			2/2	100				
15	AYRES Jean	Male	5	2:40:04	9/29	31	2/6	33	2/11	18	2/6	33	2/5	40			1/1	100				
16	RUIVO Julio	Male	5	2:08:03	9/51	18	4/28	14	4/17	24	0/2	0	0/2	0			1/2	50				
Team / Coach																						
Totals:					89/397	22	21/170	12	22/111	20	8/32	25	12/36	33	7/23	30	19/25	76				

Legend:											
%	Efficiency	LD	Long Distance	M/A	Made / Attempts	MD	Medium Distance	GP	Games Played	R-in	Running-in
R	Red Card	Y	Yellow Card	YR	Yellow+Red Card						



Cumulative Statistics

SUR - Suriname

After 5 games

No	Name	Gender	GP	Time Played	Goals		LD		MD		Near		R-in		Free Pass		Penalty		Cards		
					M/A	%	M/A	%	M/A	%	M/A	%	M/A	%	M/A	%	M/A	%	Y	YR	R
2	RAMLAL Sandy	Female	5	2:24:52	5/20	25	1/6	17	2/5	40	0/1	0			2/8	25					
3	LEIDER Sterre	Female	5	2:40:00	4/16	25	0/2	0	0/4	0	2/6	33			0/2	0	2/2	100			
4	van der STELT Dominique	Female	5	23:55	0/3	0			0/1	0	0/1	0	0/1	0							
5	van der STELT Tamera	Female	5	1:22:21	4/13	31	1/5	20	1/4	25	0/1	0	2/2	100	0/1	0					
6	DESAUNOIS SHERA	Female	5	2:00:53	1/12	8	0/5	0	0/1	0	0/2	0	0/1	0			1/3	33			
7	van der KOOYE Sharona	Female	5	2:13:31	2/19	11			1/10	10	1/6	17	0/1	0			0/2	0			
8	van GINKEL Iske	Female	5	2:14:28	4/36	11	1/14	7	0/10	0	1/1	100	0/3	0	1/7	14	1/1	100			
15	van der STEEN Randell	Male	5	3:18:27	17/82	21	7/51	14	4/19	21	2/5	40	1/4	25			3/3	100			
16	HIRALAL Kamil	Male	5	3:27	0/2	0	0/2	0													
17	STIENSTRA Wayne	Male	5	2:50:06	8/53	15	5/38	13	1/13	8	1/1	100	1/1	100							
18	VISSER Thomas	Male	5	3:17:49	4/49	8	2/28	7	1/11	9	0/2	0	0/6	0			1/2	50			
19	PINAS Trojan	Male	5	39:30	2/18	11	1/12	8	1/6	17											
20	SLOT Vladimir	Male	5	3:05:23	25/88	28	10/41	24	8/32	25	0/4	0	3/6	50	1/2	50	3/3	100			
21	AMATREDJO Shane	Male	5	5:18	1/3	33	0/1	0	1/1	100			0/1	0							
Team / Coach																					
Totals:					77/414	19	28/205	14	20/117	17	7/30	23	7/26	27	4/20	20	11/16	69			

Legend:											
%	Efficiency	LD	Long Distance	M/A	Made / Attempts	MD	Medium Distance	GP	Games Played	R-in	Running-in
R	Red Card	Y	Yellow Card	YR	Yellow+Red Card						



Cumulative Statistics

TPE - Chinese Taipei

After 5 games

No	Name	Gender	GP	Time Played	Goals		LD		MD		Near		R-in		Free Pass		Penalty		Cards		
					M/A	%	M/A	%	M/A	%	M/A	%	M/A	%	M/A	%	M/A	%	Y	YR	R
1	LIN Ya-Wen	Female	5	3:02:02	26/74	35	12/29	41	4/22	18	0/1	0	0/4	0	7/15	47	3/3	100			
3	CHO Ya-Hui	Female	5	1:22:31	8/29	28	4/10	40	2/10	20	1/3	33	0/5	0			1/1	100			
4	WU Pei-Yun	Female	5	2:29:37	21/55	38	7/21	33	4/13	31	1/5	20	4/4	100	3/9	33	2/3	67			
5	CHEN Cin	Female	5	2:10:10	3/15	20	0/2	0	3/9	33	0/1	0	0/2	0			0/1	0			
7	CHANG Shu-Chi	Female	5	37:22	2/14	14	0/5	0	1/6	17			1/1	100	0/2	0					
9	LO Kai-Yeh	Female	5	2:27:24	15/32	47	3/7	43	8/16	50	2/2	100	1/4	25			1/3	33			
10	CHAN Ya-Han	Female	5	30:54	2/8	25	1/3	33	1/3	33	0/1	0					0/1	0			
11	CHEN Yuan-Hao	Male	5	41:46	3/9	33	2/4	50	1/4	25			0/1	0							
12	CHANG Chieh-Sheng	Male	5	2:00:00	2/24	8	1/15	7	1/9	11											
13	CHIU Shao-En	Male	5	53:53	4/18	22	1/8	13	1/3	33	1/2	50	0/4	0			1/1	100			
15	CHEN Chun-Ta	Male	5	2:24:01	2/20	10	2/8	25	0/9	0	0/2	0	0/1	0							
17	KAO Chen-Yu	Male	5	2:08:47	2/15	13	0/5	0	1/6	17	1/3	33	0/1	0							
18	TSAI Tsung-Yu	Male	5	2:43:35	2/13	15	0/3	0	0/4	0	1/4	25	0/1	0			1/1	100			
20	HSU Ching-Chen	Male	5	1:47:58	7/19	37	0/5	0	2/3	67	0/3	0	2/5	40			3/3	100			
Team / Coach																					
Totals:					99/345	29	33/125	26	29/117	25	7/27	26	8/33	24	10/26	38	12/17	71			

Legend:											
%	Efficiency	LD	Long Distance	M/A	Made / Attempts	MD	Medium Distance	GP	Games Played	R-in	Running-in
R	Red Card	Y	Yellow Card	YR	Yellow+Red Card						



Medallists

REVISED
14 AUG 15:11

GOLD	SILVER	BRONZE
NED - Netherlands 1 LOKHORST Jessica F 2 CORDUS Esther F 3 BOERHOUT Nikki F 8 BOADI Danielle F 9 HOEK Fleur F 10 VERHOEF Sabine F 11 VAN WIJNGAARDEN Olav M 12 VISSER Marije F 13 FABER Ran M 14 VISSCHER Harjan M 15 DE VRIES Carlo M 16 OUT Alwin M 18 FRIESWIJK Julian M 19 OPPE Bo M	BEL - Belgium 3 ENGELS Amber F 4 VAN GORP Lisa F 5 PAUWELS Lisa F 6 VAN MALDEGHEM Lise F 7 VAN MALDEGHEM Joke F 8 SAEY Britt F 10 DENIE Eline F 25 VERWERFT Nick M 27 DE VOGELAERE Jordan M 28 DE LEY Siebe M 29 DE LEY Jarre M 30 THIJS Thomas M 35 BELLEMANS Joppe M 36 AMORGASTE Kian M	TPE - Chinese Taipei 1 LIN Ya-Wen F 3 CHO Ya-Hui F 4 WU Pei-Yun F 5 CHEN Cin F 7 CHANG Shu-Chi F 9 LO Kai-Yeh F 10 CHAN Ya-Han F 11 CHEN Yuan-Hao M 12 CHANG Chieh-Sheng M 13 CHIU Shao-En M 15 CHEN Chun-Ta M 17 KAO Chen-Yu M 18 TSAI Tsung-Yu M 20 HSU Ching-Chen M

Legend:

F Female M Male

REVISED

Teamname for NED updated



TUE 12 AUG 2025
Start Time: 14:00

Start List

Game No: 17

CHN vs POR

Referees: FREDERICKSON Megan Elizabeth (AUS) / DE GROOT Stan (NED)

Reserve Referee: GANDIA PEREZ Olga (ESP)

CHN - People's Republic of China

Shirts: red

No	Name	Gender	Pos	GP	MPG	GPG
1	ZHANG Xin	Female	D	4	27:28	0.8
2	ZHAO Jing (C)	Female	A	4	39:47	3.3
6	FU Yuran	Female	D	4	32:30	0.5
8	HU Yuxuan	Female	A	4	26:04	0.8
11	ZHANG Dongjie	Male	A	4	35:34	0.5
14	WANG Xi	Male	D	4	30:01	1.0
15	SUN Jingyuan	Male	D	4	30:48	2.0
17	XIAO Fei	Male	A	4	31:19	0.5
3	WANG Qing	Female		4	26:22	0.3
5	LI Xin	Female		4		
10	ZHANG Yuzhu	Female		4	7:47	0.0
12	FAN Yuguo	Male		4	13:26	0.3
19	LI Xuyang	Male		4	9:11	0.3
20	SHEN Ruiyang	Male		4	9:37	1.0
Head Coach: MA Xiangcheng						
Assistant Coach: WANG Tao / CRUM Bernard (NED)						

CHN Played		
PR	TPE	14-28
PR	POR	9-21
PR	NED	9-35
CL5-8	SUR	12-19

POR - Portugal

Shirts: black

No	Name	Gender	Pos	GP	MPG	GPG
4	COSTA RUIVO Luise (C)	Female	D	4	32:05	1.0
5	SANTOS Ines	Female	A	4	34:04	2.5
7	CORREIA Catarina	Female	A	4	35:06	1.8
8	ROSA Beatriz	Female	D	4	14:30	0.0
11	FERNANDES Hugo	Male	D	4	10:10	1.5
12	LOURENCO Afonso	Male	D	4	33:59	2.0
15	AYRES Jean	Male	A	4	30:35	1.8
16	RUIVO Julio	Male	A	4	22:00	1.8
1	RIBEIRO Celise	Female		4	0:28	0.0
2	FRADE Catarina	Female		4	33:07	2.8
6	PEREIRA Beatriz	Female		4	10:17	0.0
9	LOURENCO Tomas	Male		4	7:54	0.0
10	LUZ Tiago	Male		4	32:48	1.0
14	FERRO Tiago	Male		4	22:52	1.8
Head Coach: ANTUNES Carla						
Assistant Coach: CORREIA Pedro						

POR Played		
PR	NED	12-29
PR	CHN	21-9
PR	TPE	18-23
CL5-8	GER	20-23

Note:
Players above the bold line are in the starting lineup.

Legend:
A Attack **CL** Consolation Semifinal **D** Defense **GG** Golden Goal **GPG** Goals per Game
GP Games Played **MPG** Minutes played per Game **PR** Preliminary Round **Pos** Position

Timing and Results provided by Tissot



TUE 12 AUG 2025
Start Time: 14:00

Results

Game No: 17

CHN 16 - 18 POR (5 - 6, 8 - 3, 3 - 5, 0 - 4)

Referees: FREDERICKSON Megan Elizabeth (AUS) / DE GROOT Stan (NED)
Reserve Referee: GANDIA PEREZ Olga (ESP)

CHN - People's Republic of China

Shirts: red

Time-outs: 28:44 / 36:33

No	Name	Gen	Pos	G/S	LD	MD	ND	R-in	FP	Pen	Punishments		
											Y	YR	R
1	ZHANG Xin	F	D										
2	ZHAO Jing	F	A	1/8	0/1	1/4	0/1		0/2				
3	WANG Qing	F		1/6	0/2	0/1	1/1	0/2					
5	LI Xin	F											
6	FU Yuran	F	D	1/8	0/3	0/2	1/1	0/1	0/1				
8	HU Yuxuan	F	A	1/8	1/4	0/3	0/1						
10	ZHANG Yuzhu	F											
11	ZHANG Dongjie	M	A	2/7	2/4	0/2	0/1						
12	FAN Yuguo	M											
14	WANG Xi	M	D	2/9	2/7	0/2							
15	SUN Jingyuan	M	D	4/14	2/11	1/2				1/1			
17	XIAO Fei	M	A	4/12	3/10	1/2							
19	LI Xuyang	M											
20	SHEN Ruiyang	M											
Team / Coach													
Totals				16/72	10/42	3/18	2/5	0/3	0/3	1/1			
Head Coach: MA Xiangcheng													
Assistant Coach: WANG Tao / CRUM Bernard (NED)													

POR - Portugal

Shirts: black

Time-outs: 14:20 / -

No	Name	Gen	Pos	G/S	LD	MD	ND	R-in	FP	Pen	Punishments		
											Y	YR	R
1	RIBEIRO Celise	F											
2	FRADE Catarina	F		2/10	0/2		0/2	1/2	0/3	1/1			
4	COSTA RUIVO Luise	F	D	3/9	1/6	0/1		2/2					
5	SANTOS Ines	F	A	4/15	2/7	0/2	1/2	1/3	0/1				
6	PEREIRA Beatriz	F											
7	CORREIA Catarina	F	A	1/6	0/5			1/1					
8	ROSA Beatriz	F	D	2/5	0/2	0/1		2/2					
9	LOURENCO Tomas	M											
10	LUZ Tiago	M		1/5	0/3	1/2							
11	FERNANDES Hugo	M	D	0/2	0/1				0/1				
12	LOURENCO Afonso	M	D	1/10	1/5	0/2	0/1	0/2					
14	FERRO Tiago	M											
15	AYRES Jean	M	A	2/6		1/5	1/1						
16	RUIVO Julio	M	A	2/12	2/11		0/1						
Team / Coach													
Totals				18/80	6/42	2/13	2/7	7/12	0/5	1/1			
Head Coach: ANTUNES Carla													
Assistant Coach: CORREIA Pedro													

Running Score			
MIN	Score	Team No	
1	0-1	POR	15 AYRES J(Medium)
1	1-1	CHN	17 XIAO F(Long)
3	1-2	POR	12 LOURENCO A(Long)
3	2-2	CHN	15 SUN J(Penalty shot)
3	2-3	POR	5 SANTOS I(Long)
6	3-3	CHN	8 HU Y(Long)
6	3-4	POR	16 RUIVO J(Long)
6	3-5	POR	8 ROSA B(Running-In)
9	3-6	POR	7 CORREIA C(Running-In)
9	4-6	CHN	17 XIAO F(Medium)
10	5-6	CHN	14 WANG X(Long)
11	6-6	CHN	6 FU Y(Near)
12	7-6	CHN	11 ZHANG D(Long)
13	7-7	POR	15 AYRES J(Near)
13	8-7	CHN	14 WANG X(Long)
13	9-7	CHN	15 SUN J(Long)
15	10-7	CHN	17 XIAO F(Long)
17	10-8	POR	10 LUZ T(Medium)
17	11-8	CHN	15 SUN J(Long)
17	11-9	POR	4 COSTA RUIVO L(Long)
18	12-9	CHN	17 XIAO F(Long)
20	13-9	CHN	11 ZHANG D(Long)
27	13-10	POR	4 COSTA RUIVO L(Running-In)
27	14-10	CHN	15 SUN J(Medium)
27	14-11	POR	5 SANTOS I(Long)
28	14-12	POR	8 ROSA B(Running-In)
28	15-12	CHN	3 WANG Q(Near)
28	15-13	POR	2 FRADE C(Penalty shot)
29	16-13	CHN	2 ZHAO J(Medium)
29	16-14	POR	5 SANTOS I(Near)
33	16-15	POR	4 COSTA RUIVO L(Running-In)
35	16-16	POR	2 FRADE C(Running-In)
38	16-17	POR	16 RUIVO J(Long)
39	16-18	POR	5 SANTOS I(Running-In)

Legend:													
(C)	Captain	A	Attack	D	Defense	F	Female	FP	Free Pass	Gen	Gender		
G/S	Goals/Shots	LD	Long Distance	M	Male	MD	Medium Distance	MIN	Minutes played	ND	Near Distance		
No	Number	Pen	Penalty	Pos	Starting Position	R-in	Running-in	R	Direct Red Card	Y	Yellow Card		
YR	Yellow+Red Card												



TUE 12 AUG 2025
Start Time: 15:45

Start List

Game No: 18

GER vs SUR

Referees: JONES Steve (GBR) / LIAO Wei-Chieh (TPE)

Reserve Referee: FREDERICKSON Megan Elizabeth (AUS)

GER - Germany

Shirts: white

No	Name	Gender	Pos	GP	MPG	GPG
1	WITTHAUS Lea	Female	A	4	33:21	3.3
2	GUST Madeline	Female	D	4	32:19	2.0
3	GNUTT Johanna	Female	A	4	25:20	0.5
6	ORTH Anna	Female	D	4	32:19	1.0
14	HEMING Jan Robert (C)	Male	A	4	33:21	0.8
15	FREUND Thomas	Male	D	4	32:19	1.8
16	HEPPEKAUSEN Steffen	Male	A	4	29:27	3.3
19	WITTHAUS Lucas	Male	D	4	26:56	2.8
4	KIERDORF Jana	Female		4	10:00	0.3
5	HEILMANN Hannah	Female		4	10:00	0.5
8	STRACH Julia	Female		4	18:01	0.8
10	GRAMMEL Maurice	Male		4	10:00	0.0
11	NOWAK Theo	Male		4	10:00	0.3
13	WECKENDRUP Pascal	Male		4	19:16	0.5

Head Coach: VAN DEN BOS Wilco (NED)

Assistant Coach: ORTH Timon

GER Played		
PR	SUR	14-15
PR	BEL	14-27
PR	CZE	19-20 (GG)
CL5-8	POR	23-20

SUR - Suriname

Shirts: black

No	Name	Gender	Pos	GP	MPG	GPG
2	RAMLAL Sandy	Female	D	4	26:13	1.3
3	LEIDER Sterre	Female	A	4	30:00	0.8
6	DESAUNOIS Shera	Female	A	4	20:13	0.0
8	van GINKEL Iske	Female	D	4	32:39	1.0
15	van der STEEN Randell (C)	Male	D	4	39:36	3.5
17	STIENSTRA Wayne	Male	A	4	32:31	0.5
18	VISSER Thomas	Male	D	4	39:27	0.8
20	SLOT Vladimir	Male	A	4	38:16	5.5
4	van der STELT Dominique	Female		4	5:58	0.0
5	van der STELT Tamera	Female		4	20:35	1.0
7	van der KOOYE Sharona	Female		4	24:20	0.3
16	HIRALAL Kamil	Male		4	0:51	0.0
19	PINAS Trojan	Male		4	7:56	0.5
21	AMATREDJO Shane	Male		4	1:19	0.3

Head Coach: NICATIA Jairus (NED)

Assistant Coach: ZEGWAARD Marco (NED)

SUR Played		
PR	GER	15-14
PR	CZE	16-19
PR	BEL	11-15
CL5-8	CHN	19-12

Note:

Players above the bold line are in the starting lineup.

Legend:

A Attack **CL** Consolation Semifinal **D** Defense **GG** Golden Goal **GPG** Goals per Game
GP Games Played **MPG** Minutes played per Game **PR** Preliminary Round **Pos** Position

Timing and Results provided by Tissot



TUE 12 AUG 2025
Start Time: 15:45

Results

Game No: 18

GER 14 - 16 SUR (3 - 4, 4 - 5, 4 - 3, 3 - 4)

Referees: JONES Steve (GBR) / LIAO Wei-Chieh (TPE)

Reserve Referee: FREDERICKSON Megan Elizabeth (AUS)

GER - Germany

Shirts: white

Time-outs: 33:38 / -

No	Name	Gen	Pos	G/S	LD	MD	ND	R-in	FP	Pen	Punishments		
											Y	YR	R
1	WITTHAUS Lea	F	A	2/13		2/13							
2	GUST Madeline	F	D	1/12	0/2	0/8		0/1		1/1			
3	GNUTT Johanna	F	A	1/9	0/1	1/8							
4	KIERDORF Jana	F											
5	HEILMANN Hannah	F											
6	ORTH Anna	F	D	2/15	0/1	0/11		0/1	1/1	1/1			
8	STRACH Julia	F											
10	GRAMMEL Maurice	M											
11	NOWAK Theo	M											
13	WECKENDRUP Pascal	M		0/7	0/1	0/6							
14	HEMING Jan Robert	M	A	0/5	0/1	0/3				0/1			
15	FREUND Thomas	M	D	2/6	0/1	1/2	1/3						
16	HEPPEKAUSEN Steffen	M	A	2/5	1/3	1/2							
19	WITTHAUS Lucas	M	D	4/21	0/5	3/14				1/2			
Team / Coach													
Totals				14/93	1/15	8/67	1/3	0/2	1/1	3/5			
Head Coach: VAN DEN BOS Wilco (NED)													
Assistant Coach: ORTH Timon													

SUR - Suriname

Shirts: black

Time-outs: 26:17 / 34:28

No	Name	Gen	Pos	G/S	LD	MD	ND	R-in	FP	Pen	Punishments		
											Y	YR	R
2	RAMMAL Sandy	F	D	0/3	0/1		0/1		0/1				
3	LEIDER Sterre	F	A	1/6	0/1	0/4	1/1						
4	van der STELT Dominique	F											
5	van der STELT Tamera	F											
6	DESAUNOIS Shera	F	A	1/3	0/1			0/1		1/1			
7	van der KOOYE Sharona	F		1/6		1/4		0/1		0/1			
8	van GINKEL Iske	F	D	0/1	0/1								
15	van der STEEN Randell	M	D	3/19	1/11	1/6	1/2						
16	HIRALAL Kamil	M											
17	STIENSTRA Wayne	M	A	6/21	4/11	1/9		1/1					
18	VISSER Thomas	M	D	1/11	0/4	0/3		0/3		1/1			
19	PINAS Trojan	M											
20	SLOT Vladimir	M	A	3/15	1/2	1/9	0/1	0/1	1/2				
21	AMATREDJO Shane	M											
Team / Coach													
Totals				16/85	6/32	4/35	2/5	1/7	1/3	2/3			
Head Coach: NICATIA Jairus (NED)													
Assistant Coach: ZEGWAARD Marco (NED)													

Running Score			
MIN	Score	Team	No
1	0-1	SUR	20
2	1-1	GER	16
2	1-2	SUR	15
4	2-2	GER	6
6	2-3	SUR	17
7	2-4	SUR	6
8	3-4	GER	6
12	3-5	SUR	7
12	4-5	GER	1
13	5-5	GER	16
13	5-6	SUR	18
15	6-6	GER	15
16	6-7	SUR	17
17	6-8	SUR	20
17	7-8	GER	19
17	7-9	SUR	15
24	7-10	SUR	3
25	7-11	SUR	17
26	8-11	GER	19
27	9-11	GER	19
27	9-12	SUR	17
27	10-12	GER	1
28	11-12	GER	2
34	12-12	GER	19
35	12-13	SUR	17
35	13-13	GER	3
36	13-14	SUR	15
36	14-14	GER	15
39	14-15	SUR	20
40	14-16	SUR	17

Legend:

(C)	Captain	A	Attack	D	Defense	F	Female	FP	Free Pass	Gen	Gender
G/S	Goals/Shots	LD	Long Distance	M	Male	MD	Medium Distance	MIN	Minutes played	ND	Near Distance
No	Number	Pen	Penalty	Pos	Starting Position	R-in	Running-in	R	Direct Red Card	Y	Yellow Card
YR	Yellow+Red Card										



TUE 12 AUG 2025
Start Time: 18:00

Start List

Game No: 19

CZE vs TPE

Referees: DE GROOT Stan (NED) / GANDIA PEREZ Olga (ESP)

Reserve Referee: FREDERICKSON Megan Elizabeth (AUS)

CZE - Czechia

Shirts: red

No	Name	Gender	Pos	GP	MPG	GPG
3	SAHATCIU Sara	Female	D	4	31:23	0.8
6	ZIEGLEROVA Eliska	Female	D	4	20:53	1.8
8	KUBU Nela	Female	A	4	30:20	1.3
17	PAVLICKOVA Jitka	Female	A	4	32:43	0.8
23	HOLIK Lukas	Male	D	4	31:10	1.3
29	SNAJDR Petr (C)	Male	A	4	32:27	1.3
30	GALICEK Petr	Male	D	4	30:58	2.8
39	KORTUS Rostislav	Male	A	4	32:39	2.3
1	BURIANKOVA Lenka	Female		4	13:03	0.3
2	VOJNOVA Sofie	Female		4	11:51	0.5
7	NOVAKOVA Klara	Female		4	20:31	1.0
13	PESAK Petr	Male		4	3:03	0.3
27	VALENTA Frantisek	Male		4	20:45	0.5
36	KRUPAL Rene	Male		4	10:50	1.0
Head Coach: KRACIK Ivo						
Assistant Coach: KONECNY David						

CZE Played		
PR	BEL	10-26
PR	SUR	19-16
PR	GER	20-19 (GG)
SF	NED	13-39

TPE - Chinese Taipei

Shirts: yellow

No	Name	Gender	Pos	GP	MPG	GPG
1	LIN Ya-Wen	Female	A	4	35:30	4.5
5	CHEN Cin (C)	Female	D	4	23:56	0.8
7	CHANG Shu-Chi	Female	D	4	4:22	0.3
10	CHAN Ya-Han	Female	A	4	3:28	0.3
11	CHEN Yuan-Hao	Male	A	4	6:11	0.5
13	CHIU Shao-En	Male	A	4	8:28	0.8
17	KAO Chen-Yu	Male	D	4	22:11	0.5
20	HSU Ching-Chen	Male	D	4	16:59	1.3
3	CHO Ya-Hui	Female		4	17:22	1.8
4	WU Pei-Yun	Female		4	30:57	4.3
9	LO Kai-Yeh	Female		4	34:21	3.8
12	CHANG Chieh-Sheng	Male		4	30:00	0.5
15	CHEN Chun-Ta	Male		4	31:00	0.5
18	TSAI Tsung-Yu	Male		4	35:08	0.5
Head Coach: HSIEH Fang-Yi						
Assistant Coach: LIANG Jui-Hsin						

TPE Played		
PR	CHN	28-14
PR	NED	16-33
PR	POR	23-18
SF	BEL	13-19

Note:
Players above the bold line are in the starting lineup.

Legend:
A Attack **CL** Consolation Semifinal **D** Defense **GG** Golden Goal **GPG** Goals per Game
GP Games Played **MPG** Minutes played per Game **PR** Preliminary Round **Pos** Position **SF** Semifinal

Timing and Results provided by Tissot

KBLXTEAM8-----FNL-000200--_51 v1.0

Report Created TUE 12 AUG 2025 17:35

Page 1 / 1



TUE 12 AUG 2025
Start Time: 18:00

Results

Game No: 19

CZE 15 - 19 TPE (6 - 6, 3 - 2, 5 - 9, 1 - 2)

Referees: DE GROOT Stan (NED) / GANDIA PEREZ Olga (ESP)
Reserve Referee: FREDERICKSON Megan Elizabeth (AUS)

CZE - Czechia

Shirts: red											Time-outs: - / -		
No	Name	Gen	Pos	G/S	LD	MD	ND	R-in	FP	Pen	Punishments		
											Y	YR	R
1	BURIANKOVA Lenka	F											
2	VOJNOVA Sofie	F											
3	SAHATCIU Sara	F	D	1/2	1/2								
6	ZIEGLEROVA Eliska	F	D	1/4	0/2	1/2							
7	NOVAKOVA Klara	F											
8	KUBU Nela	F	A	2/6	0/1	1/3		0/1		1/1			
13	PESAK Petr	M											
17	PAVLICKOVA Jitka	F	A	1/13	1/7	0/6							
23	HOLIK Lukas	M	D	3/11	2/10	1/1							
27	VALENTA Frantisek	M											
29	SNAJDR Petr	M	A	0/14	0/10	0/1	0/2		0/1				
30	GALICEK Petr	M	D	5/28	3/17	1/5	0/2	0/1	0/2	1/1			
36	KRUPAL Rene	M		1/3	0/2	1/1							
39	KORTUS Rostislav	M	A	1/11	1/7	0/1	0/2	0/1					
Team / Coach													
Totals				15/92	8/58	5/20	0/6	0/3	0/3	2/2			
Head Coach: KRACIK Ivo													
Assistant Coach: KONECNY David													

TPE - Chinese Taipei

Shirts: yellow											Time-outs: - / -		
No	Name	Gen	Pos	G/S	LD	MD	ND	R-in	FP	Pen	Punishments		
											Y	YR	R
1	LIN Ya-Wen	F	A	8/18	5/10	0/1		0/3	2/3	1/1			
3	CHO Ya-Hui	F		1/8	0/1	1/4	0/1	0/2					
4	WU Pei-Yun	F		4/15	1/6	2/4	0/2		1/3				
5	CHEN Cin	F	D	0/5	0/2	0/1	0/1			0/1			
7	CHANG Shu-Chi	F	D	1/7	0/3	0/3		1/1					
9	LO Kai-Yeh	F											
10	CHAN Ya-Han	F	A	1/5	0/2	1/2				0/1			
11	CHEN Yuan-Hao	M	A	1/3	1/3								
12	CHANG Chieh-Sheng	M											
13	CHIU Shao-En	M	A	1/3	0/2		1/1						
15	CHEN Chun-Ta	M											
17	KAO Chen-Yu	M	D	0/3		0/1	0/2						
18	TSAI Tsung-Yu	M											
20	HSU Ching-Chen	M	D	2/8	0/4	1/1	0/1	0/1		1/1			
Team / Coach													
Totals				19/75	7/33	5/17	1/8	1/7	3/6	2/4			
Head Coach: HSIEH Fang-Yi													
Assistant Coach: LIANG Jui-Hsin													

Running Score			
MIN	Score	Team No	
2	0-1	TPE	1 LIN YW(Long)
2	0-2	TPE	1 LIN YW(Free pass)
2	1-2	CZE	30 GALICEK P(Long)
3	2-2	CZE	30 GALICEK P(Penalty shot)
3	2-3	TPE	13 CHIU SE(Near)
4	3-3	CZE	17 PAVLICKOVA J(Long)
4	3-4	TPE	20 HSU CC(Penalty shot)
4	4-4	CZE	30 GALICEK P(Long)
5	4-5	TPE	10 CHAN YH(Medium)
9	5-5	CZE	39 KORTUS R(Long)
9	5-6	TPE	20 HSU CC(Medium)
10	6-6	CZE	30 GALICEK P(Long)
11	6-7	TPE	11 CHEN YH(Long)
11	7-7	CZE	8 KUBU N(Penalty shot)
13	8-7	CZE	23 HOLIK L(Medium)
15	9-7	CZE	30 GALICEK P(Medium)
19	9-8	TPE	1 LIN YW(Long)
22	9-9	TPE	3 CHO YH(Medium)
22	10-9	CZE	23 HOLIK L(Long)
24	10-10	TPE	4 WU PY(Medium)
24	11-10	CZE	8 KUBU N(Medium)
25	11-11	TPE	1 LIN YW(Free pass)
25	11-12	TPE	4 WU PY(Long)
26	11-13	TPE	4 WU PY(Free pass)
27	11-14	TPE	1 LIN YW(Long)
27	12-14	CZE	36 KRUPAL R(Medium)
28	12-15	TPE	4 WU PY(Medium)
28	13-15	CZE	3 SAHATCIU S(Long)
28	13-16	TPE	1 LIN YW(Long)
30	13-17	TPE	1 LIN YW(Penalty shot)
30	14-17	CZE	6 ZIEGLEROVA E(Medium)
39	14-18	TPE	7 CHANG SC(Running-In)
40	15-18	CZE	23 HOLIK L(Long)
40	15-19	TPE	1 LIN YW(Long)

Legend:

(C)	Captain	A	Attack	D	Defense	F	Female	FP	Free Pass	Gen	Gender
G/S	Goals/Shots	LD	Long Distance	M	Male	MD	Medium Distance	MIN	Minutes played	ND	Near Distance
No	Number	Pen	Penalty	Pos	Starting Position	R-in	Running-in	R	Direct Red Card	Y	Yellow Card
YR	Yellow+Red Card										

Timing and Results provided by Tissot



TUE 12 AUG 2025
Start Time: 19:45

Start List

REVISED
12 AUG 19:26

Game No: 20

NED vs BEL

Referees: WEST Chris (GBR) / FARIA Carlos (POR)

Reserve Referee: JONES Steve (GBR)

NED - Netherlands

Shirts: orange

No	Name	Gender	Pos	GP	MPG	GPG
1	LOKHORST Jessica	Female	D	4	18:57	1.0
8	BOADI Danielle	Female	D	4	18:08	2.3
9	HOEK Fleur	Female	A	4	17:40	2.5
11	VAN WIJNGAARDEN Olav (C)	Male	A	4	20:10	2.0
12	VISSER Marije	Female	A	4	17:43	3.5
13	FABER Ran	Male	D	4	17:18	0.8
14	VISSCHER Harjan	Male	D	4	17:23	3.0
16	OUT Alwin	Male	A	4	22:44	4.3
2	CORDUS Esther	Female		4	22:29	2.0
3	BOERHOUT Nikki	Female		4	27:32	4.3
10	VERHOEF Sabine	Female		4	27:29	1.5
15	DE VRIES Carlo	Male		4	24:55	2.3
18	FRIESWIJK Julian	Male		4	25:21	1.8
19	OPPE Bo	Male		4	22:06	3.0

Head Coach: KORPORAAL Ard

Assistant Coach: SCHORN-JONKMAN Samantha / BRAUNSTAHL Leon

NED Played		
PR	POR	29-12
PR	TPE	33-16
PR	CHN	35-9
SF	CZE	39-13

BEL - Belgium

Shirts: black

No	Name	Gender	Pos	GP	MPG	GPG
4	VAN GORP Lisa	Female	A	4	19:45	1.0
5	PAUWELS Lisa	Female	D	4	30:11	3.0
6	VAN MALDEGHEM Lise	Female	D	4	31:57	1.0
7	VAN MALDEGHEM Joke	Female	A	4	22:30	2.8
27	DE VOGELAERE Jordan (C)	Male	D	4	31:18	1.5
29	DE LEY Jarre	Male	D	4	26:03	1.8
35	BELLEMAN Joppe	Male	A	4	14:34	1.0
36	AMORGASTE Kian	Male	A	4	27:56	2.5
3	ENGELS Amber	Female		4	22:12	1.0
8	SAEY Britt	Female		4	17:17	0.0
10	DENIE Eline	Female		4	17:10	1.5
25	VERWERFT Nick	Male		4	25:52	0.5
28	DE LEY Siebe	Male		4	16:07	2.0
30	THIJS Thomas	Male		4	17:02	2.3

Head Coach: ELEWAUT Detlef

Assistant Coach: SCHOT Johannis (NED)

BEL Played		
PR	CZE	26-10
PR	GER	27-14
PR	SUR	15-11
SF	TPE	19-13

Note:

Players above the bold line are in the starting lineup.

Legend:

A Attack **CL** Consolation Semifinal **D** Defense **GG** Golden Goal **GPG** Goals per Game
GP Games Played **MPG** Minutes played per Game **PR** Preliminary Round **Pos** Position **SF** Semifinal

REVISED

Teamname for NED updated

Timing and Results provided by Tissot

KBLXTEAM8-----FNL-000100--_51 v2.0

Report Created TUE 12 AUG 2025 19:26

Page 1 / 1



TUE 12 AUG 2025
Start Time: 19:45

Results

REVISED
8 DEC 20:56

Game No: 20

NED 23 - 16 BEL (7 - 4, 5 - 1, 3 - 4, 8 - 7)

Referees: WEST Chris (GBR) / FARIA Carlos (POR)
Reserve Referee: JONES Steve (GBR)

NED - Netherlands

Shirts: orange

Time-outs: - / -

No	Name	Gen.	Pos	G/S	LD	MD	ND	R-in	FP	Pen	Punishments		
											Y	YR	R
1	LOKHORST Jessica	F	D	2/7	1/2	1/5							
2	CORDUS Esther	F		1/1			1/1						
3	BOERHOUT Nikki	F											
8	BOADI Danielle	F	D	3/16	2/12	0/1		1/2	0/1				
9	HOEK Fleur	F	A	3/11	1/9			1/1		1/1			
10	VERHOEF Sabine	F		0/1		0/1							
11	VAN WIJNGAARDEN Olav	M	A	4/13	0/6	2/3	0/1	2/2		0/1			
12	VISSER Marije	F	A	2/10	0/5	0/1	0/2		2/2				
13	FABER Ran	M	D	0/8	0/5		0/1	0/2					
14	VISSCHER Harjan	M	D	4/17	2/11	1/4			1/2				
15	DE VRIES Carlo	M		0/2	0/1				0/1				
16	OUT Alwin	M	A	2/20	1/17	0/2		1/1					
18	FRIESWIJK Julian	M		1/3	1/3								
19	OPPE Bo	M		1/8	0/4	1/3	0/1						
Team / Coach													
Totals				23/117	8/75	5/20	1/6	5/8	3/6	1/2			
Head Coach: KORPORAAL Ard													
Assistant Coach: SCHORN-JONKMAN Samantha / BRAUNSTAHL Leon													

BEL - Belgium

Shirts: black

Time-outs: - / -

No	Name	Gen.	Pos	G/S	LD	MD	ND	R-in	FP	Pen	Punishments		
											Y	YR	R
3	ENGELS Amber	F											
4	VAN GORP Lisa	F	A	2/10	0/5	1/3	0/1	1/1					
5	PAUWELS Lisa	F	D	5/17	2/7	1/7		1/2	1/1				
6	VAN MALDEGHEM Lise	F	D	2/9	0/1	0/3		1/2	0/2	1/1			
7	VAN MALDEGHEM Joke	F	A	0/5	0/1	0/1		0/1	0/2				
8	SAEY Britt	F											
10	DENIE Eline	F											
25	VERWERFT Nick	M		0/1		0/1							
27	DE VOGELAERE Jordan	M	D	1/2			0/1			1/1			
28	DE LEY Siebe	M		0/4	0/2	0/2							
29	DE LEY Jarre	M	D	1/7	0/2	1/5							
30	THIJS Thomas	M		0/5	0/3	0/2							
35	BELLEMANS Joppe	M	A	0/1			0/1						
36	AMORGASTE Kian	M	A	5/20	3/10	1/6	0/1	0/2		1/1			
Team / Coach													
Totals				16/81	5/31	4/30	0/4	3/8	1/5	3/3			
Head Coach: ELEWAUT Detlef													
Assistant Coach: SCHOT Johanniss (NED)													

Running Score			
MIN	Score	Team No	
1	1-0	NED	16
1	1-1	BEL	36
1	2-1	NED	8
2	2-2	BEL	29
3	3-2	NED	9
3	3-3	BEL	4
3	4-3	NED	14
4	4-4	BEL	6
4	5-4	NED	11
7	6-4	NED	12
9	7-4	NED	14
13	8-4	NED	8
14	9-4	NED	16
16	10-4	NED	9
18	11-4	NED	14
18	11-5	BEL	5
20	12-5	NED	9
21	12-6	BEL	4
21	13-6	NED	8
22	14-6	NED	1
24	14-7	BEL	36
26	15-7	NED	12
26	15-8	BEL	5
27	15-9	BEL	5
31	16-9	NED	19
33	17-9	NED	11
33	17-10	BEL	6
35	17-11	BEL	5
35	18-11	NED	11
36	18-12	BEL	36
36	19-12	NED	14
37	19-13	BEL	5
37	20-13	NED	2
38	20-14	BEL	36
38	21-14	NED	18
39	22-14	NED	1
39	22-15	BEL	36
40	23-15	NED	11
40	23-16	BEL	27

Legend:

(C)	Captain	A	Attack	D	Defense	F	Female	FP	Free Pass	Gen	Gender
G/S	Goals/Shots	LD	Long Distance	M	Male	MD	Medium Distance	MIN	Minutes played	ND	Near Distance
No	Number	Pen	Penalty	Pos	Starting Position	R-in	Running-in	R	Direct Red Card	Y	Yellow Card
YR	Yellow+Red Card										

REVISED

Teamname for NED updated

Timing and Results provided by Tissot

KBLXTEAM8-----FNL-000100--_73 v2.0

Report Created MON 8 DEC 2025 20:56

Page 1 / 1



Start List

REVISED
11 AUG 17:33

Game No: 15

NED vs CZE

Referees: FARIA Carlos (POR) / LIAO Wei-Chieh (TPE)

Reserve Referee: GANDIA PEREZ Olga (ESP)

NED - Netherlands

Shirts: orange

No	Name	Gender	Pos	GP	MPG	GPG
1	LOKHORST Jessica	Female	D	3	15:56	0.7
3	BOERHOUT Nikki	Female	A	3	23:23	3.7
9	HOEK Fleur	Female	A	3	16:49	2.7
10	VERHOEF Sabine	Female	D	3	27:20	1.7
11	VAN WIJNGAARDEN Olav (C)	Male	A	3	20:09	1.3
15	DE VRIES Carlo	Male	A	3	19:54	1.0
18	FRIESWIJK Julian	Male	D	3	24:29	2.0
19	OPPE Bo	Male	D	3	20:08	1.7
2	CORDUS Esther	Female		3	23:23	2.0
8	BOADI Danielle	Female		3	20:10	3.0
12	VISSER Marije	Female		3	19:37	3.3
13	FABER Ran	Male		3	19:04	0.7
14	VISSCHER Harjan	Male		3	19:10	3.7
16	OUT Alwin	Male		3	23:44	5.0

Head Coach: KORPORAAL Ard

Assistant Coach: SCHORN-JONKMAN Samantha / BRAUNSTAHL Leon

NED Played

PR	POR	29-12
PR	TPE	33-16
PR	CHN	35-9

CZE - Czechia

Shirts: white

No	Name	Gender	Pos	GP	MPG	GPG
1	BURIANKOVA Lenka	Female	A	3	4:04	
2	VOJNOVA Sofie	Female	D	3	2:28	0.3
7	NOVAKOVA Klara	Female	D	3	14:01	0.7
17	PAVLICKOVA Jitka	Female	A	3	37:58	1.0
27	VALENTA Frantisek	Male	D	3	14:20	0.0
30	GALICEK Petr (C)	Male	A	3	37:58	3.7
36	KRUPAL Rene	Male	A	3	2:28	0.0
39	KORTUS Rostislav	Male	D	3	33:21	2.3
3	SAHATCIU Sara	Female		3	34:11	1.0
6	ZIEGLEROVA Eliska	Female		3	27:51	2.3
8	KUBU Nela	Female		3	40:26	1.7
13	PESAK Petr	Male		3	4:04	0.3
23	HOLIK Lukas	Male		3	34:54	1.3
29	SNAJDR Petr	Male		3	35:25	1.7

Head Coach: KRACIK Ivo

Assistant Coach: KONECNY David

CZE Played

PR	BEL	10-26
PR	SUR	19-16
PR	GER	20-19 (GG)

Note:

Players above the bold line are in the starting lineup.

Legend:

A Attack **CL** Consolation Semifinal **D** Defense **GG** Golden Goal **GPG** Goals per Game
GP Games Played **MPG** Minutes played per Game **PR** Preliminary Round **Pos** Position

REVISED

Teamname for NED updated

Timing and Results provided by Tissot



MON 11 AUG 2025
Start Time: 18:00

Results

REVISED
8 NOV 19:07

Game No: 15

NED 39 - 13 CZE
(9 - 3, 8 - 3, 13 - 3, 9 - 4)

Referees: FARIA Carlos (POR) / LIAO Wei-Chieh (TPE)
Reserve Referee: GANDIA PEREZ Olga (ESP)

NED - Netherlands

Shirts: orange

Time-outs: - / -

No	Name	Gen.	Pos	G/S	LD	MD	ND	R-in	FP	Pen	Punishments		
											Y	YR	R
1	LOKHORST Jessica	F	D	2/8	1/3	1/5							
2	CORDUS Esther	F		2/5	0/1	1/2	1/2						
3	BOERHOUT Nikki	F	A	6/14	0/4	1/1	0/1	2/5		3/3			
8	BOADI Danielle	F		0/4	0/4								
9	HOEK Fleur	F	A	2/12	1/5	0/4		0/1	0/1	1/1			
10	VERHOEF Sabine	F	D	1/4	0/1	0/1		1/2					
11	VAN WIJNGAARDEN Olav	M	A	4/12	1/5	1/4	1/2			1/1			
12	VISSER Marije	F		4/8	3/6	1/2							
13	FABER Ran	M		1/9	0/3	0/2	0/1	0/2		1/1			
14	VISSCHER Harjan	M		1/5	0/4	1/1							
15	DE VRIES Carlo	M	A	6/10	2/6	4/4							
16	OUT Alwin	M		2/4	1/2		0/1			1/1			
18	FRIESWIJK Julian	M	D	1/3	1/1	0/1	0/1						
19	OPPE Bo	M	D	7/19	4/13	3/5			0/1				
Team / Coach													
Totals				39/117	14/58	13/32	2/8	3/10	0/2	7/7			
Head Coach: KOPORAAL Ard													
Assistant Coach: SCHORN-JONKMAN Samantha / BRAUNSTAHL Leon													

CZE - Czechia

Shirts: white

Time-outs: - / -

No	Name	Gen.	Pos	G/S	LD	MD	ND	R-in	FP	Pen	Punishments		
											Y	YR	R
1	BURIANKOVA Lenka	F	A	1/2	1/2								
2	VOJNOVA Sofie	F	D	1/5	0/1	1/4							
3	SAHATCIU Sara	F		0/1		0/1							
6	ZIEGLEROVA Eliška	F											
7	NOVAKOVA Klara	F	D	2/12	0/4	1/4			1/3	0/1			
8	KUBU Nela	F											
13	PESAK Petr	M											
17	PAVLICKOVA Jitka	F	A	0/2	0/1	0/1							
23	HOLIK Lukas	M		1/6	0/4	1/1	0/1						
27	VALENTA Frantisek	M	D	2/13	1/6	1/3	0/3	0/1					
29	RNAJDR Petr	M		0/5	0/2	0/1	0/1	0/1					
30	GALICEK Petr	M	A	0/8	0/5	0/3							
36	KRUPAL Rene	M	A	4/12	2/9	2/3							
39	KORTUS Rostislav	M	D	2/5	1/4	1/1							
Team / Coach													
Totals				13/71	5/38	7/22	0/5	0/2	1/3	0/1			
Head Coach: KRACIK Ivo													
Assistant Coach: KONECNY David													

Running Score			
MIN	Score	Team No	
1	1-0	NED	15 de VRIES C(Medium)
2	2-0	NED	15 de VRIES C(Medium)
3	3-0	NED	1 LOKHORST J(Medium)
3	3-1	CZE	7 NOVAKOVA K(Free pass)
4	4-1	NED	3 BOERHOUT N(Running-In)
5	5-1	NED	11 van WIJNGAARDEN O(Penalty shot)
5	5-2	CZE	7 NOVAKOVA K(Medium)
6	5-3	CZE	39 KORTUS R(Medium)
8	6-3	NED	11 van WIJNGAARDEN O(Near)
10	7-3	NED	9 HOEK F(Penalty shot)
10	8-3	NED	19 OPPE B(Long)
10	9-3	NED	19 OPPE B(Medium)
12	10-3	NED	11 van WIJNGAARDEN O(Medium)
13	10-4	CZE	36 KRUPAL R(Long)
14	11-4	NED	19 OPPE B(Long)
15	12-4	NED	18 FRIESWIJK J(Long)
15	12-5	CZE	36 KRUPAL R(Medium)
16	13-5	NED	9 HOEK F(Long)
16	14-5	NED	19 OPPE B(Medium)
17	14-6	CZE	39 KORTUS R(Long)
18	15-6	NED	3 BOERHOUT N(Penalty shot)
19	16-6	NED	11 van WIJNGAARDEN O(Long)
20	17-6	NED	10 VERHOEF S(Running-In)
21	18-6	NED	19 OPPE B(Long)
22	19-6	NED	3 BOERHOUT N(Penalty shot)
22	20-6	NED	15 de VRIES C(Medium)
23	21-6	NED	1 LOKHORST J(Long)
23	22-6	NED	19 OPPE B(Long)
25	23-6	NED	2 CORDUS E(Medium)
25	24-6	NED	3 BOERHOUT N(Medium)
26	24-7	CZE	23 HOLIK L(Medium)
26	25-7	NED	15 de VRIES C(Medium)
26	25-8	CZE	36 KRUPAL R(Medium)
26	26-8	NED	16 OUT A(Long)
27	27-8	NED	19 OPPE B(Medium)
29	28-8	NED	12 VISSER M(Long)
29	29-8	NED	3 BOERHOUT N(Penalty shot)
29	29-9	CZE	36 KRUPAL R(Long)
30	30-9	NED	12 VISSER M(Long)
31	31-9	NED	14 VISSCHER H(Medium)
32	32-9	NED	15 de VRIES C(Long)
32	33-9	NED	3 BOERHOUT N(Running-In)
33	33-10	CZE	27 VALENTA F(Medium)
35	34-10	NED	12 VISSER M(Long)
36	35-10	NED	16 OUT A(Penalty shot)
36	35-11	CZE	1 BURIANKOVA L(Long)
36	36-11	NED	12 VISSER M(Medium)
37	36-12	CZE	2 VOJNOVA S(Medium)
39	37-12	NED	15 de VRIES C(Long)
39	38-12	NED	2 CORDUS E(Near)
40	39-12	NED	13 FABER R(Penalty shot)
40	39-13	CZE	27 VALENTA F(Long)

Legend:

(C)	Captain	A	Attack	D	Defense	F	Female	FP	Free Pass	Gen	Gender
G/S	Goals/Shots	LD	Long Distance	M	Male	MD	Medium Distance	MIN	Minutes played	ND	Near Distance
No	Number	Pen	Penalty	Pos	Starting Position	R-in	Running-in	R	Direct Red Card	Y	Yellow Card
YR	Yellow+Red Card										

REVISED

Teamname for NED updated

Timing and Results provided by Tissot

KBLXTEAM8-----SFNL000100--_73 v2.0

Report Created SAT 8 NOV 2025 19:07

Page 1 / 1



Start List

Game No: 16

BEL vs TPE

Referees: DE GROOT Stan (NED) / WEST Chris (GBR)

Reserve Referee: JONES Steve (GBR)

BEL - Belgium

Shirts: red

No	Name	Gender	Pos	GP	MPG	GPG
5	PAUWELS Lisa	Female	D	3	26:55	2.7
6	VAN MALDEGHEM Lise	Female	D	3	29:17	1.3
7	VAN MALDEGHEM Joke	Female	A	3	16:40	1.7
8	SAEY Britt	Female	A	3	12:47	0.0
25	VERWERFT Nick	Male	A	3	21:10	0.7
27	DE VOGELAERE Jordan (C)	Male	D	3	28:24	1.0
29	DE LEY Jarre	Male	D	3	21:24	1.3
36	AMORGASTE Kian	Male	A	3	23:55	2.7
3	ENGELS Amber	Female		3	27:23	1.3
4	VAN GORP Lisa	Female		3	25:29	1.0
10	DENIE Eline	Female		3	22:54	2.0
28	DE LEY Siebe	Male		3	21:30	2.7
30	THIJS Thomas	Male		3	22:43	3.0
35	BELLEMAN Joppe	Male		3	19:25	1.3

Head Coach: ELEWAUT Detlef

Assistant Coach: SCHOT Johannis (NED)

BEL Played		
PR	CZE	26-10
PR	GER	27-14
PR	SUR	15-11

TPE - Chinese Taipei

Shirts: yellow

No	Name	Gender	Pos	GP	MPG	GPG
1	LIN Ya-Wen (C)	Female	A	3	34:00	4.3
3	CHO Ya-Hui	Female	A	3	16:21	2.0
4	WU Pei-Yun	Female	D	3	27:57	4.7
9	LO Kai-Yeh	Female	D	3	32:37	4.3
12	CHANG Chieh-Sheng	Male	D	3	26:40	0.3
15	CHEN Chun-Ta	Male	A	3	28:00	0.7
18	TSAI Tsung-Yu	Male	A	3	34:57	0.7
20	HSU Ching-Chen	Male	D	3	15:29	1.7
5	CHEN Cin	Female		3	25:15	1.0
7	CHANG Shu-Chi	Female		3	5:50	0.3
10	CHAN Ya-Han	Female		3	4:38	0.3
11	CHEN Yuan-Hao	Male		3	8:15	0.7
13	CHIU Shao-En	Male		3	10:22	1.0
17	KAO Chen-Yu	Male		3	22:55	0.3

Head Coach: HSIEH Fang-Yi

Assistant Coach: LIANG Jui-Hsin

TPE Played		
PR	CHN	28-14
PR	NED	16-33
PR	POR	23-18

Note:
Players above the bold line are in the starting lineup.

Legend:
A Attack **CL** Consolation Semifinal **D** Defense **GG** Golden Goal **GPG** Goals per Game
GP Games Played **MPG** Minutes played per Game **PR** Preliminary Round **Pos** Position



MON 11 AUG 2025

Start Time: 19:45

Results

Game No: 16

BEL 19 - 13 TPE (5 - 4, 4 - 1, 3 - 4, 7 - 4)

Referees: DE GROOT Stan (NED) / WEST Chris (GBR)

Reserve Referee: JONES Steve (GBR)

BEL - Belgium

Shirts: red

Time-outs: 35:07 / -

No	Name	Gen	Pos	G/S	LD	MD	ND	R-in	FP	Pen	Punishments		
											Y	YR	R
3	ENGELS Amber	F											
4	VAN GORP Lisa	F		1/3	1/1			0/1		0/1			
5	PAUWELS Lisa	F	D	4/15	1/6	2/5	0/2	0/1		1/1			
6	VAN MALDEGHEM Lise	F	D	0/11	0/7	0/1		0/3					
7	VAN MALDEGHEM Joke	F	A	6/25	1/10	1/5		1/5	1/2	2/3			
8	SAEY Britt	F	A	0/5	0/3	0/1				0/1			
10	DENIE Eline	F											
25	VERWERFT Nick	M	A	0/8	0/4	0/2	0/2						
27	DE VOGELAERE Jordan	M	D	3/8	2/4	0/2	1/2						
28	DE LEY Siebe	M											
29	DE LEY Jarre	M	D	3/15	3/13	0/1			0/1				
30	THIJS Thomas	M											
35	BELLEMANS Joppe	M											
36	AMORGASTE Kian	M	A	2/17	1/15	1/2							
Team / Coach													
Totals				19/107	9/63	4/19	1/6	1/10	1/3	3/6			
Head Coach: ELEWAUT Detlef													
Assistant Coach: SCHOT Johannis (NED)													

Running Score

MIN	Score	Team No	
3	1-0	BEL 7	van MALDEGHEM J(Penalty shot)
5	2-0	BEL 7	van MALDEGHEM J(Penalty shot)
5	2-1	TPE 9	LO KY(Medium)
6	3-1	BEL 5	PAUWELS L(Penalty shot)
6	3-2	TPE 3	CHO YH(Long)
8	4-2	BEL 7	van MALDEGHEM J(Free pass)
10	4-3	TPE 12	CHANG CS(Long)
10	5-3	BEL 27	de VOGELAERE J(Near)
10	5-4	TPE 1	LIN YW(Free pass)
11	6-4	BEL 7	van MALDEGHEM J(Running-In)
12	7-4	BEL 29	de LEY J(Long)
14	8-4	BEL 5	PAUWELS L(Medium)
18	8-5	TPE 1	LIN YW(Long)
20	9-5	BEL 36	AMORGASTE K(Medium)
22	9-6	TPE 17	KAO CY(Medium)
24	10-6	BEL 5	PAUWELS L(Long)
26	11-6	BEL 7	van MALDEGHEM J(Long)
27	11-7	TPE 1	LIN YW(Long)
28	11-8	TPE 4	WU PY(Running-In)
29	11-9	TPE 4	WU PY(Long)
29	12-9	BEL 36	AMORGASTE K(Long)
31	12-10	TPE 1	LIN YW(Long)
32	13-10	BEL 29	de LEY J(Long)
33	14-10	BEL 27	de VOGELAERE J(Long)
35	15-10	BEL 7	van MALDEGHEM J(Medium)
35	15-11	TPE 9	LO KY(Long)
36	15-12	TPE 4	WU PY(Medium)
36	16-12	BEL 29	de LEY J(Long)
37	17-12	BEL 4	van GORP L(Long)
39	17-13	TPE 1	LIN YW(Free pass)
40	18-13	BEL 5	PAUWELS L(Medium)
40	19-13	BEL 27	de VOGELAERE J(Long)

TPE - Chinese Taipei

Shirts: yellow

Time-outs: 26:30 / -

No	Name	Gen	Pos	G/S	LD	MD	ND	R-in	FP	Pen	Punishments		
											Y	YR	R
1	LIN Ya-Wen	F	A	5/17	3/9	0/4			2/4				
3	CHO Ya-Hui	F	A	1/6	1/3	0/3							
4	WU Pei-Yun	F	D	3/9	1/3	1/3		1/1	0/2				
5	CHEN Cin	F		0/1				0/1					
7	CHANG Shu-Chi	F											
9	LO Kai-Yeh	F	D	2/6	1/3	1/2		0/1					
10	CHAN Ya-Han	F											
11	CHEN Yuan-Hao	M											
12	CHANG Chieh-Sheng	M	D	1/9	1/6	0/3							
13	CHIU Shao-En	M		0/2	0/1			0/1					
15	CHEN Chun-Ta	M	A	0/5	0/1	0/2	0/1	0/1					
17	KAO Chen-Yu	M		1/2	0/1	1/1							
18	TSAI Tsung-Yu	M	A	0/2	0/2								
20	HSU Ching-Chen	M	D	0/1			0/1						
Team / Coach													
Totals				13/60	7/29	3/18	0/2	1/5	2/6				
Head Coach: HSIEH Fang-Yi													
Assistant Coach: LIANG Jui-Hsin													

Legend:

(C)	Captain	A	Attack	D	Defense	F	Female	FP	Free Pass	Gen	Gender
G/S	Goals/Shots	LD	Long Distance	M	Male	MD	Medium Distance	MIN	Minutes played	ND	Near Distance
No	Number	Pen	Penalty	Pos	Starting Position	R-in	Running-in	R	Direct Red Card	Y	Yellow Card
YR	Yellow+Red Card										

Timing and Results provided by Tissot



Start List

Game No: 13

POR vs GER

Referees: LIAO Wei-Chieh (TPE) / GANDIA PEREZ Olga (ESP)

Reserve Referee: FREDERICKSON Megan Elizabeth (AUS)

POR - Portugal

Shirts: black

No	Name	Gender	Pos	GP	MPG	GPG
2	FRADE Catarina	Female	D	3	35:37	3.7
4	COSTA RUIVO Luise	Female	D	3	29:27	1.0
5	SANTOS Ines	Female	A	3	32:06	2.0
7	CORREIA Catarina	Female	A	3	33:29	1.7
10	LUZ Tiago (C)	Male	D	3	32:43	1.0
12	LOURENCO Afonso	Male	D	3	31:58	2.0
15	AYRES Jean	Male	A	3	33:29	2.3
16	RUIVO Julio	Male	A	3	25:03	1.7
1	RIBEIRO Celise	Female		3	0:37	0.0
6	PEREIRA Beatriz	Female		3	13:43	0.0
8	ROSA Beatriz	Female		3	14:32	0.0
9	LOURENCO Tomas	Male		3	10:32	0.0
11	FERNANDES Hugo	Male		3	5:13	0.3
14	FERRO Tiago	Male		3	21:27	1.3

Head Coach: ANTUNES Carla

Assistant Coach: CORREIA Pedro

POR Played		
PR	NED	12-29
PR	CHN	21-9
PR	TPE	18-23

GER - Germany

Shirts: red

No	Name	Gender	Pos	GP	MPG	GPG
1	WITTHAUS Lea	Female	A	3	31:08	2.7
2	GUST Madeline	Female	D	3	29:45	2.0
3	GNUTT Johanna	Female	A	3	20:26	0.3
6	ORTH Anna	Female	D	3	29:45	1.0
14	HEMING Jan Robert (C)	Male	A	3	31:08	0.7
15	FREUND Thomas	Male	D	3	29:45	1.0
16	HEPPEKAUSEN Steffen	Male	A	3	25:57	3.0
19	WITTHAUS Lucas	Male	D	3	23:40	2.0
4	KIERDORF Jana	Female		3	13:20	0.3
5	HEILMANN Hannah	Female		3	13:20	0.7
8	STRACH Julia	Female		3	24:01	1.0
10	GRAMMEL Maurice	Male		3	13:20	0.0
11	NOWAK Theo	Male		3	13:20	0.3
13	WECKENDRUP Pascal	Male		3	24:35	0.7

Head Coach: VAN DEN BOS Wilco (NED)

Assistant Coach: ORTH Timon

GER Played		
PR	SUR	14-15
PR	BEL	14-27
PR	CZE	19-20 (GG)

Note:

Players above the bold line are in the starting lineup.

Legend:

A Attack **CL** Consolation Semifinal **D** Defense **GG** Golden Goal **GPG** Goals per Game
GP Games Played **MPG** Minutes played per Game **PR** Preliminary Round **Pos** Position



MON 11 AUG 2025
Start Time: 14:00

Consolation Semifinal 5-8

Results

Game No: 13

POR 20 - 23 GER (6 - 9, 4 - 6, 5 - 5, 5 - 3)

Referees: LIAO Wei-Chieh (TPE) / GANDIA PEREZ Olga (ESP)
Reserve Referee: FREDERICKSON Megan Elizabeth (AUS)

POR - Portugal

Shirts: black

Time-outs: 6:09 / -

No	Name	Gen	Pos	G/S	LD	MD	ND	R-in	FP	Pen	Punishments		
											Y	YR	R
1	RIBEIRO Celise	F											
2	FRADE Catarina	F	D	0/2	0/1			0/1					
4	COSTA RUIVO Luise	F	D	1/8	0/2	0/4	1/2						
5	SANTOS Ines	F	A	4/11		1/6	0/1		2/3	1/1			
6	PEREIRA Beatriz	F											
7	CORREIA Catarina	F	A	2/7	0/3	1/1	0/1			1/2			
8	ROSA Beatriz	F		0/1			0/1						
9	LOURENCO Tomas	M											
10	LUZ Tiago	M	D	1/11	0/6	0/4				1/1			
11	FERNANDES Hugo	M		5/18	4/9	0/7	0/1		1/1				
12	LOURENCO Afonso	M	D	2/10	0/5	1/2	0/1	0/1		1/1			
14	FERRO Tiago	M		3/8	1/5	1/2				1/1			
15	AYRES Jean	M	A	0/4		0/2	0/1	0/1					
16	RUIVO Julio	M	A	2/7	0/1	2/5		0/1					
Team / Coach													
Totals				20/87	5/32	6/33	1/8	0/4	3/4	5/6			
Head Coach: ANTUNES Carla													
Assistant Coach: CORREIA Pedro													

GER - Germany

Shirts: red

Time-outs: 27:38 / 38:25

No	Name	Gen	Pos	G/S	LD	MD	ND	R-in	FP	Pen	Punishments		
											Y	YR	R
1	WITTHAUS Lea	F	A	5/16	1/4	2/5	0/1	1/2	1/4				
2	GUST Madeline	F	D	2/5		2/5							
3	GNUTT Johanna	F	A	1/3		1/2		0/1					
4	KIERDORF Jana	F											
5	HEILMANN Hannah	F											
6	ORTH Anna	F	D	1/8		1/6			0/2				
8	STRACH Julia	F											
10	GRAMMEL Maurice	M											
11	NOWAK Theo	M											
13	WECKENDRUP Pascal	M		0/1	0/1								
14	HEMING Jan Robert	M	A	1/3	0/1	0/1	1/1						
15	FREUND Thomas	M	D	4/6	3/3	1/2	0/1						
16	HEPPEKAUSEN Steffen	M	A	4/22	0/6	2/12	1/2	0/1		1/1			
19	WITTHAUS Lucas	M	D	5/17	1/3	3/11	0/2			1/1			
Team / Coach													
Totals				23/81	5/18	12/44	2/7	1/4	1/6	2/2			
Head Coach: VAN DEN BOS Wilco (NED)													
Assistant Coach: ORTH Timon													

Running Score			
MIN	Score	Team No	
1	1-0	POR	16 RUIVO J(Medium)
1	1-1	GER	1 WITTHAUS L(Long)
2	1-2	GER	19 WITTHAUS L(Medium)
3	1-3	GER	15 FREUND T(Medium)
4	1-4	GER	14 HEMING JR(Near)
4	2-4	POR	5 SANTOS I(Free pass)
6	2-5	GER	19 WITTHAUS L(Long)
7	2-6	GER	15 FREUND T(Long)
7	3-6	POR	5 SANTOS I(Penalty shot)
7	4-6	POR	16 RUIVO J(Medium)
8	4-7	GER	19 WITTHAUS L(Penalty shot)
8	5-7	POR	10 LUZ T(Penalty shot)
10	5-8	GER	16 HEPPEKAUSEN S(Near)
10	6-8	POR	7 CORREIA C(Medium)
10	6-9	GER	2 GUST M(Medium)
11	6-10	GER	15 FREUND T(Long)
14	6-11	GER	1 WITTHAUS L(Medium)
15	7-11	POR	5 SANTOS I(Medium)
16	7-12	GER	19 WITTHAUS L(Medium)
16	8-12	POR	4 COSTA RUIVO L(Near)
17	9-12	POR	14 FERRO T(Penalty shot)
17	9-13	GER	1 WITTHAUS L(Free pass)
19	10-13	POR	12 LOURENCO A(Penalty shot)
19	10-14	GER	2 GUST M(Medium)
20	10-15	GER	3 GNUTT J(Medium)
23	10-16	GER	16 HEPPEKAUSEN S(Medium)
23	11-16	POR	11 FERNANDES H(Long)
23	11-17	GER	6 ORTH A(Medium)
24	12-17	POR	14 FERRO T(Long)
24	12-18	GER	1 WITTHAUS L(Running-In)
25	12-19	GER	19 WITTHAUS L(Medium)
27	13-19	POR	11 FERNANDES H(Long)
27	13-20	GER	16 HEPPEKAUSEN S(Penalty shot)
28	14-20	POR	7 CORREIA C(Penalty shot)
29	15-20	POR	11 FERNANDES H(Long)
35	16-20	POR	12 LOURENCO A(Medium)
35	16-21	GER	1 WITTHAUS L(Medium)
37	17-21	POR	5 SANTOS I(Free pass)
38	18-21	POR	11 FERNANDES H(Free pass)
39	19-21	POR	11 FERNANDES H(Long)
40	19-22	GER	16 HEPPEKAUSEN S(Medium)
40	20-22	POR	14 FERRO T(Medium)
40	20-23	GER	15 FREUND T(Long)

Legend:

(C)	Captain	A	Attack	D	Defense	F	Female	FP	Free Pass	Gen	Gender
G/S	Goals/Shots	LD	Long Distance	M	Male	MD	Medium Distance	MIN	Minutes played	ND	Near Distance
No	Number	Pen	Penalty	Pos	Starting Position	R-in	Running-in	R	Direct Red Card	Y	Yellow Card
YR	Yellow+Red Card										

Timing and Results provided by Tissot

KBLXTEAM8-----SF5-000100--_73 v1.0

Report Created SAT 8 NOV 2025 15:21

Page 1 / 1



Start List

Game No: 14

CHN vs SUR

Referees: FREDERICKSON Megan Elizabeth (AUS) / JONES Steve (GBR)

Reserve Referee: FARIA Carlos (POR)

CHN - People's Republic of China

Shirts: red

No	Name	Gender	Pos	GP	MPG	GPG
1	ZHANG Xin	Female	D	3	23:18	1.0
2	ZHAO Jing (C)	Female	A	3	39:43	3.3
3	WANG Qing	Female	A	3	21:50	0.0
6	FU Yuran	Female	D	3	30:00	0.0
11	ZHANG Dongjie	Male	A	3	34:06	0.3
14	WANG Xi	Male	D	3	26:42	0.7
15	SUN Jingyuan	Male	D	3	27:45	1.7
17	XIAO Fei	Male	A	3	28:26	0.7
5	LI Xin	Female		3		
8	HU Yuxuan	Female		3	34:45	1.0
10	ZHANG Yuzhu	Female		3	10:23	0.0
12	FAN Yuguo	Male		3	17:55	0.3
19	LI Xuyang	Male		3	12:15	0.3
20	SHEN Ruiyang	Male		3	12:50	1.3

Head Coach: MA Xiangcheng

Assistant Coach: WANG Tao / CRUM Bernard (NED)

CHN Played		
PR	TPE	14-28
PR	POR	9-21
PR	NED	9-35

SUR - Suriname

Shirts: black

No	Name	Gender	Pos	GP	MPG	GPG
2	RAMLAL Sandy	Female	A	3	21:37	1.0
5	van der STELT Tamera	Female	D	3	15:19	0.7
6	DESAUNOIS Shera	Female	A	3	13:37	0.0
8	van GINKEL Iske	Female	D	3	31:25	1.0
15	van der STEEN Randell (C)	Male	D	3	40:00	4.0
17	STIENSTRA Wayne	Male	A	3	32:59	0.3
18	VISSEER Thomas	Male	D	3	39:38	0.7
20	SLOT Vladimir	Male	A	3	38:51	4.7
3	LEIDER Sterre	Female		3	40:00	1.0
4	van der STELT Dominique	Female		3	6:46	
7	van der KOOYE Sharona	Female		3	31:14	0.3
16	HIRALAL Kamil	Male		3		
19	PINAS Trojan	Male		3	7:16	0.3
21	AMATREDJO Shane	Male		3	1:15	0.0

Head Coach: NICATIA Jairus (NED)

Assistant Coach: ZEGWAARD Marco (NED)

SUR Played		
PR	GER	15-14
PR	CZE	16-19
PR	BEL	11-15

Note:
Players above the bold line are in the starting lineup.

Legend:
A Attack **CL** Consolation Semifinal **D** Defense **GG** Golden Goal **GPG** Goals per Game
GP Games Played **MPG** Minutes played per Game **PR** Preliminary Round **Pos** Position



MON 11 AUG 2025
Start Time: 15:45

Consolation Semifinal 5-8

Results

Game No: 14

CHN 12 - 19 SUR (2 - 5, 2 - 6, 3 - 2, 5 - 6)

Referees: FREDERICKSON Megan Elizabeth (AUS) / JONES Steve (GBR)

Reserve Referee: FARIA Carlos (POR)

CHN - People's Republic of China

Shirts: red

Time-outs: - / -

No	Name	Gen	Pos	G/S	LD	MD	ND	R-in	FP	Pen	Punishments		
											Y	YR	R
1	ZHANG Xin	F	D	0/8	0/1	0/2	0/2	0/1	0/1	0/1			
2	ZHAO Jing	F	A	3/10	0/1	0/1		1/2	0/4	2/2			
3	WANG Qing	F	A	1/9	0/2	0/3	0/1	0/2	1/1				
5	LI Xin	F											
6	FU Yuran	F	D	2/9	0/2	0/1	0/1	0/3	2/2				
8	HU Yuxuan	F											
10	ZHANG Yuzhu	F											
11	ZHANG Dongjie	M	A	1/5	1/3	0/2							
12	FAN Yuguo	M											
14	WANG Xi	M	D	2/11	1/10	1/1							
15	SUN Jingyuan	M	D	3/16	2/13	0/1		0/1		1/1			
17	XIAO Fei	M	A	0/9	0/7	0/2							
19	LI Xuyang	M											
20	SHEN Ruiyang	M											
Team / Coach													
Totals				12/77	4/39	1/13	0/4	1/9	3/8	3/4			
Head Coach: MA Xiangcheng													
Assistant Coach: WANG Tao / CRUM Bernard (NED)													

Running Score

MIN	Score	Team	No
1	0-1	SUR	20
1	1-1	CHN	11
3	2-1	CHN	14
4	2-2	SUR	18
7	2-3	SUR	17
8	2-4	SUR	20
9	2-5	SUR	15
12	3-5	CHN	14
12	3-6	SUR	20
12	4-6	CHN	2
13	4-7	SUR	8
14	4-8	SUR	5
15	4-9	SUR	20
19	4-10	SUR	2
20	4-11	SUR	15
22	5-11	CHN	15
23	5-12	SUR	20
23	5-13	SUR	20
27	6-13	CHN	15
28	7-13	CHN	15
32	8-13	CHN	3
32	8-14	SUR	20
33	8-15	SUR	5
34	9-15	CHN	6
34	10-15	CHN	2
35	10-16	SUR	20
37	10-17	SUR	19
37	11-17	CHN	6
38	11-18	SUR	2
38	12-18	CHN	2
39	12-19	SUR	21

SUR - Suriname

Shirts: black

Time-outs: 27:38 / -

No	Name	Gen	Pos	G/S	LD	MD	ND	R-in	FP	Pen	Punishments		
											Y	YR	R
2	RAMLAL Sandy	F	A	2/7	0/2	1/1			1/4				
3	LEIDER Sterre	F											
4	van der STELT Dominique	F		0/3		0/1	0/1	0/1					
5	van der STELT Tamera	F	D	2/8	0/2	1/4	0/1	1/1					
6	DESAUNOIS Shera	F	A	0/5	0/3					0/2			
7	van der KOOYE Sharona	F											
8	van GINKEL Iske	F	D	1/14	0/5	0/2		0/1	0/5	1/1			
15	van der STEEN Randell	M	D	2/13	0/9	1/2	0/1	1/1					
16	HIRALAL Kamil	M		0/2	0/2								
17	STIENSTRA Wayne	M	A	1/8	1/8								
18	VISSER Thomas	M	D	1/11	0/8	1/3							
19	PINAS Trojan	M		1/3	0/2	1/1							
20	SLOT Vladimir	M	A	8/21	5/13	0/4		2/3		1/1			
21	AMATREDJO Shane	M		1/1		1/1							
Team / Coach													
Totals				19/96	6/54	6/19	0/3	4/7	1/9	2/4			
Head Coach: NICATIA Jairus (NED)													
Assistant Coach: ZEGWAARD Marco (NED)													

Legend:

(C)	Captain	A	Attack	D	Defense	F	Female	FP	Free Pass	Gen	Gender
G/S	Goals/Shots	LD	Long Distance	M	Male	MD	Medium Distance	MIN	Minutes played	ND	Near Distance
No	Number	Pen	Penalty	Pos	Starting Position	R-in	Running-in	R	Direct Red Card	Y	Yellow Card
YR	Yellow+Red Card										

Timing and Results provided by Tissot

KBLXTEAM8-----SF5-000200--_73 v1.0

Report Created SAT 8 NOV 2025 16:55

Page 1 / 1



Start List

Game No: 1

BEL vs CZE

Referees: FARIA Carlos (POR) / FREDERICKSON Megan Elizabeth (AUS)

Reserve Referee: DE GROOT Stan (NED)

BEL - Belgium

Shirts: red

No	Name	Gender	Pos	GP	MPG	GPG
3	ENGELS Amber	Female	D			
4	VAN GORP Lisa	Female	A			
7	VAN MALDEGHEM Joke	Female	D			
10	DENIE Eline	Female	A			
27	DE VOGELAERE Jordan (C)	Male	A			
28	DE LEY Siebe	Male	A			
30	THIJS Thomas	Male	D			
35	BELLEMANS Joppe	Male	D			
5	PAUWELS Lisa	Female				
6	VAN MALDEGHEM Lise	Female				
8	SAEY Britt	Female				
25	VERWERFT Nick	Male				
29	DE LEY Jarre	Male				
36	AMORGASTE Kian	Male				
Head Coach: ELEWAUT Detlef						
Assistant Coach: SCHOT Johannis (NED)						

BEL Played

PR	CZE	8 AUG
PR	GER	9 AUG
PR	SUR	10 AUG

CZE - Czechia

Shirts: blue

No	Name	Gender	Pos	GP	MPG	GPG
3	SAHATCIU Sara	Female	A			
7	NOVAKOVA Klara	Female	A			
8	KUBU Nela	Female	D			
17	PAVLICKOVA Jitka	Female	D			
23	HOLIK Lukas	Male	A			
27	VALENTA Frantisek	Male	D			
29	SNAJDR Petr (C)	Male	D			
30	GALICEK Petr	Male	A			
1	BURIANKOVA Lenka	Female				
2	VOJNOVA Sofie	Female				
6	ZIEGLEROVA Eliska	Female				
13	PESAK Petr	Male				
36	KRUPAL Rene	Male				
39	KORTUS Rostislav	Male				
Head Coach: KRACIK Ivo						
Assistant Coach: KONECNY David						

CZE Played

PR	BEL	8 AUG
PR	SUR	9 AUG
PR	GER	10 AUG

Note:
Players above the bold line are in the starting lineup.

Legend:
A Attack **CL** Consolation Semifinal **D** Defense **GG** Golden Goal **GPG** Goals per Game
GP Games Played **MPG** Minutes played per Game **PR** Preliminary Round **Pos** Position



Results

Game No: 1

BEL 26 - 10 CZE
(9 - 6, 4 - 0, 6 - 2, 7 - 2)

Referees: FARIA Carlos (POR) / FREDERICKSON Megan Elizabeth (AUS)
Reserve Referee: DE GROOT Stan (NED)

BEL - Belgium

Shirts: red

Time-outs: - / -

No	Name	Gen.	Pos	G/S	LD	MD	ND	R-in	FP	Pen	Punishments		
											Y	YR	R
3	ENGELS Amber	F	D	2/7	0/3	2/2	0/2						
4	VAN GORP Lisa	F	A	0/6		0/4	0/1			0/1			
5	PAUWELS Lisa	F		1/3	1/3								
6	VAN MALDEGHEM Lise	F		0/2		0/2							
7	VAN MALDEGHEM Joke	F	D	3/14	1/6	1/6			1/2				
8	SAEY Britt	F		0/1			0/1						
10	DENIE Eline	F	A	2/8	0/2	1/4			0/1	1/1			
25	VERWERFT Nick	M		1/2	1/1		0/1						
27	DE VOGELAERE Jordan	M	A	1/4	1/4								
28	DE LEY Siebe	M	A	6/13	5/9	1/4							
29	DE LEY Jarre	M		2/3	2/3								
30	THIJS Thomas	M	D	4/16	3/13	0/2	1/1						
35	BELLEMANS Joppe	M	D	2/7	1/2	0/3	0/1			1/1			
36	AMORGASTE Kian	M		2/8	2/6	0/1			0/1				
Team / Coach													
Totals				26/94	17/52	5/28	1/7		1/4	2/3			
Head Coach: ELEWAUT Detlef													
Assistant Coach: SCHOT Johanniss (NED)													

CZE - Czechia

Shirts: blue

Time-outs: - / -

No	Name	Gen.	Pos	G/S	LD	MD	ND	R-in	FP	Pen	Punishments		
											Y	YR	R
1	BURIANKOVA Lenka	F											
2	VOJNOVA Sofie	F		1/2		0/1		1/1					
3	SAHATCIU Sara	F	A	0/2	0/1		0/1						
6	ZIEGLEROVA Eliška	F		1/9	0/5	1/1	0/2		0/1				
7	NOVAKOVA Klara	F	A	1/2	0/1				1/1				
8	KUBU Nela	F	D	2/8	1/3	0/3	0/1			1/1			
13	PESAK Petr	M		1/3	1/2	0/1							
17	PAVLICKOVA Jitka	F	D	0/11	0/8	0/1	0/2						
23	HOLIK Lukas	M	A	1/5	0/1	0/2	0/1			1/1			
27	VALENTA Frantisek	M	D	0/8	0/8								
29	ŠNAJDR Petr	M	D	0/8	0/5	0/2	0/1						
30	GALICEK Petr	M	A	2/6	1/2	0/3			1/1				
36	KRUPAL Rene	M		0/3	0/2	0/1							
39	KORTUS Rostislav	M		1/9	0/7	1/2							
Team / Coach													
Totals				10/76	3/45	2/17	0/8	1/1	2/3	2/2			
Head Coach: KRACIK Ivo													
Assistant Coach: KONECNY David													

Running Score			
MIN	Score	Team	No
1	1-0	BEL	10 DENIE E(Penalty shot)
3	2-0	BEL	28 de LEY S(Long)
3	3-0	BEL	35 BELLEMANS J(Long)
4	4-0	BEL	7 van MALDEGHEM J(Long)
4	5-0	BEL	28 de LEY S(Long)
4	5-1	CZE	30 GALICEK P(Long)
4	5-2	CZE	7 NOVAKOVA K(Free pass)
5	5-3	CZE	8 KUBU N(Penalty shot)
5	5-4	CZE	30 GALICEK P(Free pass)
6	6-4	BEL	30 THIJS T(Near)
7	7-4	BEL	7 van MALDEGHEM J(Medium)
8	7-5	CZE	8 KUBU N(Long)
8	8-5	BEL	28 de LEY S(Long)
9	8-6	CZE	23 HOLIK L(Penalty shot)
9	9-6	BEL	3 ENGELS A(Medium)
11	10-6	BEL	30 THIJS T(Long)
12	11-6	BEL	28 de LEY S(Medium)
13	12-6	BEL	27 de VOGELAERE J(Long)
18	13-6	BEL	3 ENGELS A(Medium)
23	13-7	CZE	6 ZIEGLEROVA E(Medium)
24	14-7	BEL	28 de LEY S(Long)
25	15-7	BEL	28 de LEY S(Long)
26	16-7	BEL	30 THIJS T(Long)
27	17-7	BEL	30 THIJS T(Long)
28	18-7	BEL	10 DENIE E(Medium)
29	18-8	CZE	39 KORTUS R(Medium)
30	19-8	BEL	5 PAUWELS L(Long)
31	19-9	CZE	13 PESAK P(Long)
32	20-9	BEL	36 AMORGASTE K(Long)
34	21-9	BEL	36 AMORGASTE K(Long)
35	21-10	CZE	2 VOJNOVA S(Running-In)
36	22-10	BEL	7 van MALDEGHEM J(Free pass)
37	23-10	BEL	29 de LEY J(Long)
39	24-10	BEL	29 de LEY J(Long)
40	25-10	BEL	35 BELLEMANS J(Penalty shot)
40	26-10	BEL	25 VERWERFT N(Long)

Legend:

(C)	Captain	A	Attack	D	Defense	F	Female	FP	Free Pass	Gen.	Gender
G/S	Goals/Shots	LD	Long Distance	M	Male	MD	Medium Distance	MIN	Minutes played	ND	Near Distance
No	Number	Pen	Penalty	Pos	Starting Position	R-in	Running-in	R	Direct Red Card	Y	Yellow Card
YR	Yellow+Red Card										



Start List

Game No: 3

GER vs SUR

Referees: JONES Steve (GBR) / WEST Chris (GBR)

Reserve Referee: GANDIA PEREZ Olga (ESP)

GER - Germany

Shirts: red

No	Name	Gender	Pos	GP	MPG	GPG
1	WITTHAUS Lea	Female	D			
2	GUST Madeline	Female	A			
6	ORTH Anna	Female	A			
8	STRACH Julia	Female	D			
13	WECKENDRUP Pascal	Male	A			
14	HEMING Jan Robert (C)	Male	D			
15	FREUND Thomas	Male	A			
16	HEPPEKAUSEN Steffen	Male	D			
3	GNUTT Johanna	Female				
4	KIERDORF Jana	Female				
5	HEILMANN Hannah	Female				
10	GRAMMEL Maurice	Male				
11	NOWAK Theo	Male				
19	WITTHAUS Lucas	Male				
Head Coach: VAN DEN BOS Wilco (NED)						
Assistant Coach: ORTH Timon						

GER Played		
PR	SUR	8 AUG
PR	BEL	9 AUG
PR	CZE	10 AUG

SUR - Suriname

Shirts: black

No	Name	Gender	Pos	GP	MPG	GPG
2	RAMLAL Sandy	Female	D			
3	LEIDER Sterre	Female	D			
7	van der KOOYE Sharona	Female	A			
8	van GINKEL Iske	Female	A			
15	van der STEEN Randell (C)	Male	A			
17	STIENSTRA Wayne	Male	D			
18	VISSEER Thomas	Male	D			
20	SLOT Vladimir	Male	A			
4	van der STELT Dominique	Female				
5	van der STELT Tamera	Female				
6	DESAUNOIS Shera	Female				
16	HIRALAL Kamil	Male				
19	PINAS Trojan	Male				
21	AMATREDJO Shane	Male				
Head Coach: NICATIA Jairus (NED)						
Assistant Coach: ZEGWAARD Marco (NED)						

SUR Played		
PR	GER	8 AUG
PR	CZE	9 AUG
PR	BEL	10 AUG

Note:
Players above the bold line are in the starting lineup.

Legend:
A Attack **CL** Consolation Semifinal **D** Defense **GG** Golden Goal **GPG** Goals per Game
GP Games Played **MPG** Minutes played per Game **PR** Preliminary Round **Pos** Position



Results

Game No: 3

GER 14 - 15 SUR (5 - 4, 3 - 4, 3 - 4, 3 - 3)

Referees: JONES Steve (GBR) / WEST Chris (GBR)
Reserve Referee: GANDIA PEREZ Olga (ESP)

GER - Germany

GER - Germany

Shirts: red

Time-outs: - / -

No	Name	Gen	Pos	G/S	LD	MD	ND	R-in	FP	Pen	Punishments			
											Y	YR	R	
1	WITTHAUS Lea	F	D	4/11	1/4	1/5	1/1	1/1						
2	GUST Madeline	F	A	2/11	1/3	1/7		0/1						
3	GNUTT Johanna	F												
4	KIERDORF Jana	F												
5	HEILMANN Hannah	F												
6	ORTH Anna	F	A	1/14	1/7	0/6			0/1					
8	STRACH Julia	F	D	2/6	1/1	1/3	0/2							
10	GRAMMEL Maurice	M												
11	NOWAK Theo	M												
13	WECKENDRUP Pascal	M	A	1/8	0/3	1/4		0/1						
14	HEMING Jan Robert	M	D	0/2	0/1		0/1							
15	FREUND Thomas	M	A	1/3	0/2			1/1						
16	HEPPEKAUSEN Steffen	M	D	2/5	1/3	1/2								
19	WITTHAUS Lucas	M		1/5	1/3	0/1	0/1							
Team / Coach														
Totals				14/65	6/27	5/28	1/5	2/4	0/1					
Head Coach: VAN DEN BOS Wilco (NED)														
Assistant Coach: ORTH Timon														

SUR - Suriname

SUR - Suriname											Shirts: black			Time-outs: - / -		
No	Name	Gen	Pos	G/S	LD	MD	ND	R-in	FP	Pen	Punishments					
											Y	YR	R			
2	RAMLAL Sandy	F	D	1/5	0/1	1/3			0/1							
3	LEIDER Sterre	F	D	1/3			0/2			1/1						
4	van der STELT Dominique	F														
5	van der STELT Tamera	F														
6	DESAUNOIS Shera	F														
7	van der KOOYE Sharona	F	A	1/10		0/4	1/5			0/1						
8	van GINKEL Iske	F	A	2/10	1/5	0/3	1/1		0/1							
15	van der STEEN Randell	M	A	5/20	2/14	0/3	1/1			2/2						
16	HIRALAL Kamil	M														
17	STIENSTRA Wayne	M	D	1/10	0/7	0/2	1/1									
18	VISSER Thomas	M	D	0/10	0/5	0/3	0/1	0/1								
19	PINAS Trojan	M		0/1	0/1											
20	SLOT Vladimir	M	A	4/17	1/7	1/7	0/1	1/1		1/1						
21	AMATREDJO Shane	M														
Team / Coach																
Totals				15/86	4/40	2/25	4/12	1/2	0/2	4/5						
Head Coach: NICATIA Jairus (NED)																
Assistant Coach: ZEGWAARD Marco (NED)																

Running Score			
MIN	Score	Team No	
1	1-0	GER 13	WECKENDRUP P(Medium)
2	1-1	SUR 20	SLOT V(Medium)
3	2-1	GER 16	HEPPEKAUSEN S(Medium)
3	2-2	SUR 2	RAMLAL S(Medium)
6	3-2	GER 2	GUST M(Medium)
6	3-3	SUR 15	van der STEEN R(Near)
8	4-3	GER 1	WITTHAUS L(Medium)
9	5-3	GER 1	WITTHAUS L(Running-In)
9	5-4	SUR 15	van der STEEN R(Penalty shot)
11	5-5	SUR 20	SLOT V(Penalty shot)
12	6-5	GER 16	HEPPEKAUSEN S(Long)
13	7-5	GER 8	STRACH J(Long)
13	7-6	SUR 8	van GINKEL I(Near)
15	7-7	SUR 7	van der KOOYE S(Near)
16	8-7	GER 8	STRACH J(Medium)
17	8-8	SUR 3	LEIDER S(Penalty shot)
24	9-8	GER 2	GUST M(Long)
27	9-9	SUR 15	van der STEEN R(Long)
27	10-9	GER 1	WITTHAUS L(Near)
28	10-10	SUR 17	STIENSTRA W(Near)
28	10-11	SUR 15	van der STEEN R(Penalty shot)
29	10-12	SUR 15	van der STEEN R(Long)
30	11-12	GER 19	WITTHAUS L(Long)
35	11-13	SUR 20	SLOT V(Running-In)
35	12-13	GER 15	FREUND T(Running-In)
37	13-13	GER 6	ORTH A(Long)
38	13-14	SUR 20	SLOT V(Long)
39	14-14	GER 1	WITTHAUS L(Long)
40	14-15	SUR 8	van GINKEL I(Long)

Legend:

(C)	Captain	A	Attack	D	Defense	F	Female	FP	Free Pass	Gen	Gender
G/S	Goals/Shots	LD	Long Distance	M	Male	MD	Medium Distance	MIN	Minutes played	ND	Near Distance
No	Number	Pen	Penalty	Pos	Starting Position	R-in	Running-in	R	Direct Red Card	Y	Yellow Card
YR	Yellow+Red Card										



Start List

Game No: 5

CZE vs SUR

Referees: LIAO Wei-Chieh (TPE) / JONES Steve (GBR)

Reserve Referee: FARIA Carlos (POR)

CZE - Czechia

Shirts: white

No	Name	Gender	Pos	GP	MPG	GPG
3	SAHATCIU Sara	Female	A	1	21:15	0.0
6	ZIEGLEROVA Eliska	Female	D	1	16:30	1.0
8	KUBU Nela	Female	D	1	40:00	2.0
17	PAVLICKOVA Jitka	Female	A	1	32:34	0.0
23	HOLIK Lukas	Male	A	1	23:30	1.0
29	SNAJDR Petr (C)	Male	D	1	27:48	0.0
30	GALICEK Petr	Male	A	1	32:34	2.0
39	KORTUS Rostislav	Male	D	1	18:45	1.0
1	BURIANKOVA Lenka	Female		1	12:12	
2	VOJNOVA Sofie	Female		1	7:26	1.0
7	NOVAKOVA Klara	Female		1	27:48	1.0
13	PESAK Petr	Male		1	12:12	1.0
27	VALENTA Frantisek	Male		1	40:00	0.0
36	KRUPAL Rene	Male		1	7:26	0.0
Head Coach: KRACIK Ivo						
Assistant Coach: KONECNY David						

CZE Played

PR	BEL	10-26
PR	SUR	9 AUG
PR	GER	10 AUG

SUR - Suriname

Shirts: black

No	Name	Gender	Pos	GP	MPG	GPG
2	RAMLAL Sandy	Female	A	1	40:00	1.0
3	LEIDER Sterre	Female	A	1	40:00	1.0
4	van der STELT Dominique	Female	D	1		
8	van GINKEL Iske	Female	D	1	40:00	2.0
15	van der STEEN Randell (C)	Male	D	1	40:00	5.0
17	STIENSTRA Wayne	Male	A	1	40:00	1.0
18	VISSEER Thomas	Male	D	1	39:19	0.0
20	SLOT Vladimir	Male	A	1	38:10	4.0
5	van der STELT Tamera	Female		1	5:58	
6	DESAUNOIS Shera	Female		1		
7	van der KOOYE Sharona	Female		1	34:02	1.0
16	HIRALAL Kamil	Male		1		
19	PINAS Trojan	Male		1	2:31	0.0
21	AMATREDJO Shane	Male		1		
Head Coach: NICATIA Jairus (NED)						
Assistant Coach: ZEGWAARD Marco (NED)						

SUR Played

PR	GER	15-14
PR	CZE	9 AUG
PR	BEL	10 AUG

Note:
Players above the bold line are in the starting lineup.

Legend:
A Attack **CL** Consolation Semifinal **D** Defense **GG** Golden Goal **GPG** Goals per Game
GP Games Played **MPG** Minutes played per Game **PR** Preliminary Round **Pos** Position



SAT 9 AUG 2025
Start Time: 14:00

Preliminary Round - Group B

Results

Game No: 5

CZE 19 - 16 SUR
(7 - 4, 6 - 5, 4 - 3, 2 - 4)

Referees: LIAO Wei-Chieh (TPE) / JONES Steve (GBR)
Reserve Referee: FARIA Carlos (POR)

CZE - Czechia

Shirts: white

Time-outs: 24:04 / 38:00

No	Name	Gen	Pos	G/S	LD	MD	ND	R-in	FP	Pen	Punishments		
											Y	YR	R
1	BURIANKOVA Lenka	F											
2	VOJNOVA Sofie	F											
3	SAHATCIU Sara	F	A	1/3		0/1	0/1			1/1			
6	ZIEGLEROVA Eliska	F	D	4/16	0/6	4/7	0/1		0/2				
7	NOVAKOVA Klara	F											
8	KUBU Nela	F	D	1/8	0/3	1/5							
13	PESAK Petr	M											
17	PAVLICKOVA Jitka	F	A	1/3	0/2			1/1					
23	HOLIK Lukas	M	A	1/7	1/5	0/2							
27	VALENTA Frantisek	M											
29	RNAJDR Petr	M	D	2/16	0/8	1/6		0/1		1/1			
30	GALICEK Petr	M	A	6/21	3/14	2/4	0/1		0/1	1/1			
36	KRUPAL Rene	M											
39	KORTUS Rostislav	M	D	3/12	0/4	1/4	0/2	1/1		1/1			
Team / Coach													
Totals				19/86	4/42	9/29	0/5	2/3	0/3	4/4			
Head Coach: KRACIK Ivo													
Assistant Coach: KONECNY David													

SUR - Suriname

Shirts: black

Time-outs: 8:32 / -

No	Name	Gen	Pos	G/S	LD	MD	ND	R-in	FP	Pen	Punishments		
											Y	YR	R
2	RAMMAL Sandy	F	A	2/5	1/2	0/1			1/2				
3	LEIDER Sterre	F	A	0/1			0/1						
4	van der STELT Dominique	F	D										
5	van der STELT Tamera	F											
6	DESAUNOIS Shera	F		0/1		0/1							
7	van der KOOYE Sharona	F		0/2		0/1	0/1						
8	van GINKEL Iske	F	D	1/10	0/2	0/5		0/2	1/1				
15	van der STEEN Randell	M	D	5/18	2/8	2/7	0/1	0/1		1/1			
16	HIRALAL Kamil	M											
17	STIENSTRA Wayne	M	A	0/4	0/4								
18	VISSER Thomas	M	D	0/6	0/4	0/1	0/1						
19	PINAS Trojan	M		1/14	1/9	0/5							
20	SLOT Vladimir	M	A	7/18	0/4	6/10	0/2	0/1		1/1			
21	AMATREDJO Shane	M											
Team / Coach													
Totals				16/79	4/33	8/31	0/6	0/4	2/3	2/2			
Head Coach: NICATIA Jairus (NED)													
Assistant Coach: ZEGWAARD Marco (NED)													

Running Score			
MIN	Score	Team No	
1	1-0	CZE 17	PAVLICKOVA J(Running-In)
2	2-0	CZE 23	HOLIK L(Long)
3	2-1	SUR 15	van der STEEN R(Medium)
4	3-1	CZE 39	KORTUS R(Medium)
4	3-2	SUR 20	SLOT V(Medium)
5	4-2	CZE 30	GALICEK P(Long)
6	4-3	SUR 15	van der STEEN R(Medium)
9	5-3	CZE 6	ZIEGLEROVA E(Medium)
9	6-3	CZE 3	SAHATCIU S(Penalty shot)
10	7-3	CZE 30	GALICEK P(Medium)
10	7-4	SUR 15	van der STEEN R(Long)
11	7-5	SUR 8	van GINKEL I(Free pass)
11	7-6	SUR 2	RAMMAL S(Long)
12	8-6	CZE 30	GALICEK P(Long)
12	8-7	SUR 15	van der STEEN R(Long)
14	9-7	CZE 39	KORTUS R(Running-In)
15	9-8	SUR 2	RAMMAL S(Free pass)
16	10-8	CZE 30	GALICEK P(Penalty shot)
17	11-8	CZE 6	ZIEGLEROVA E(Medium)
19	12-8	CZE 8	KUBU N(Medium)
19	12-9	SUR 20	SLOT V(Medium)
20	13-9	CZE 30	GALICEK P(Long)
22	14-9	CZE 29	RNAJDR P(Penalty shot)
24	14-10	SUR 15	van der STEEN R(Penalty shot)
25	15-10	CZE 30	GALICEK P(Medium)
26	15-11	SUR 20	SLOT V(Medium)
27	16-11	CZE 29	RNAJDR P(Medium)
29	17-11	CZE 39	KORTUS R(Penalty shot)
30	17-12	SUR 20	SLOT V(Medium)
31	17-13	SUR 20	SLOT V(Penalty shot)
33	18-13	CZE 6	ZIEGLEROVA E(Medium)
37	18-14	SUR 19	PINAS T(Long)
37	18-15	SUR 20	SLOT V(Medium)
39	18-16	SUR 20	SLOT V(Medium)
40	19-16	CZE 6	ZIEGLEROVA E(Medium)

Legend:											
(C)	Captain	A	Attack	D	Defense	F	Female	FP	Free Pass	Gen	Gender
G/S	Goals/Shots	LD	Long Distance	M	Male	MD	Medium Distance	MIN	Minutes played	ND	Near Distance
No	Number	Pen	Penalty	Pos	Starting Position	R-in	Running-in	R	Direct Red Card	Y	Yellow Card
YR	Yellow+Red Card										



Start List

Game No: 7

BEL vs GER

Referees: DE GROOT Stan (NED) / GANDIA PEREZ Olga (ESP)

Reserve Referee: LIAO Wei-Chieh (TPE)

BEL - Belgium

Shirts: black

No	Name	Gender	Pos	GP	MPG	GPG
5	PAUWELS Lisa	Female	D	1	11:43	1.0
6	VAN MALDEGHEM Lise (C)	Female	A	1	17:51	0.0
8	SAEY Britt	Female	A	1	7:26	0.0
10	DENIE Eline	Female	D	1	38:42	2.0
25	VERWERFT Nick	Male	D	1	13:31	1.0
29	DE LEY Jarre	Male	A	1	7:26	2.0
30	THIJS Thomas	Male	D	1	33:52	4.0
36	AMORGASTE Kian	Male	A	1	14:48	2.0
3	ENGELS Amber	Female		1	22:09	2.0
4	VAN GORP Lisa	Female		1	26:29	0.0
7	VAN MALDEGHEM Joke	Female		1	40:00	3.0
27	DE VOGELAERE Jordan	Male		1	25:12	1.0
28	DE LEY Siebe	Male		1	32:34	6.0
35	BELLEMAN Joppe	Male		1	28:17	2.0
Head Coach: ELEWAUT Detlef						
Assistant Coach: SCHOT Johannis (NED)						

BEL Played		
PR	CZE	26-10
PR	GER	9 AUG
PR	SUR	10 AUG

GER - Germany

Shirts: white

No	Name	Gender	Pos	GP	MPG	GPG
3	GNUTT Johanna	Female	A	1		
4	KIERDORF Jana	Female	D	1		
5	HEILMANN Hannah	Female	D	1		
8	STRACH Julia	Female	A	1	40:00	2.0
10	GRAMMEL Maurice	Male	D	1		
11	NOWAK Theo	Male	D	1		
13	WECKENDRUP Pascal (C)	Male	A	1	40:00	1.0
19	WITTHAUS Lucas	Male	A	1	11:25	1.0
1	WITTHAUS Lea	Female		1	40:00	4.0
2	GUST Madeline	Female		1	40:00	2.0
6	ORTH Anna	Female		1	40:00	1.0
14	HEMING Jan Robert	Male		1	40:00	0.0
15	FREUND Thomas	Male		1	40:00	1.0
16	HEPPEKAUSEN Steffen	Male		1	28:35	2.0
Head Coach: VAN DEN BOS Wilco (NED)						
Assistant Coach: ORTH Timon						

GER Played		
PR	SUR	14-15
PR	BEL	9 AUG
PR	CZE	10 AUG

Note:
Players above the bold line are in the starting lineup.

Legend:
A Attack **CL** Consolation Semifinal **D** Defense **GG** Golden Goal **GPG** Goals per Game
GP Games Played **MPG** Minutes played per Game **PR** Preliminary Round **Pos** Position



SAT 9 AUG 2025
Start Time: 18:00

Preliminary Round - Group B

Results

Game No: 7

BEL 27 - 14 GER
(4 - 4, 10 - 2, 4 - 4, 9 - 4)

Referees: DE GROOT Stan (NED) / GANDIA PEREZ Olga (ESP)
Reserve Referee: LIAO Wei-Chieh (TPE)

BEL - Belgium

Shirts: black

Time-outs: - / -

No	Name	Gen	Pos	G/S	LD	MD	ND	R-in	FP	Pen	Punishments		
											Y	YR	R
3	ENGELS Amber	F		1/5	0/1	1/4							
4	VAN GORP Lisa	F		1/5	0/1	0/1		1/1	0/1	0/1			
5	PAUWELS Lisa	F	D	3/10	1/4	1/4	1/2						
6	VAN MALDEGHEM Lise	F	A	2/10	1/3	0/3		1/2	0/2				
7	VAN MALDEGHEM Joke	F											
8	SAEY Britt	F	A	0/2		0/1	0/1						
10	DENIE Eline	F	D	4/9	0/1	0/1		1/1	2/5	1/1			
25	VERWERFT Nick	M	D	1/1	1/1								
27	DE VOGELAERE Jordan	M		2/5	1/3	1/1	0/1						
28	DE LEY Siebe	M		2/11	1/5	0/5	1/1						
29	DE LEY Jarre	M	A	2/13	1/7	0/4	1/2						
30	THIJS Thomas	M	D	5/18	1/8	3/8		1/1		0/1			
35	BELLEMANS Joppe	M		2/5		2/4	0/1						
36	AMORGASTE Kian	M	A	2/6	1/3	0/1	1/2						
Team / Coach													
Totals				27/100	8/37	8/37	4/10	4/5	2/8	1/3			
Head Coach: ELEWAUT Detlef													
Assistant Coach: SCHOT Johannis (NED)													

GER - Germany

Shirts: white

Time-outs: 14:26 / -

No	Name	Gen	Pos	G/S	LD	MD	ND	R-in	FP	Pen	Punishments		
											Y	YR	R
1	WITTHAUS Lea	F		2/7	0/1	2/4	0/1			0/1			
2	GUST Madeline	F		1/3	0/1	0/1				1/1			
3	GNUTT Johanna	F	A	1/5	1/1	0/1	0/1		0/2				
4	KIERDORF Jana	F	D	1/7	0/1	0/2	0/1		0/2	1/1			
5	HEILMANN Hannah	F	D	2/5	0/1	0/2		1/1		1/1			
6	ORTH Anna	F		0/1					0/1				
8	STRACH Julia	F	A	1/4	1/1	0/2	0/1						
10	GRAMMEL Maurice	M	D	0/2	0/2								
11	NOWAK Theo	M	D	1/15	1/11	0/4							
13	WECKENDRUP Pascal	M	A	1/4		1/4							
14	HEMING Jan Robert	M		0/2	0/1	0/1							
15	FREUND Thomas	M											
16	HEPPEKAUSEN Steffen	M		1/4	1/1	0/3							
19	WITTHAUS Lucas	M	A	3/8	2/3	0/3	0/1			1/1			
Team / Coach													
Totals				14/67	6/24	3/27	0/5	1/1	0/5	4/5			
Head Coach: VAN DEN BOS Wilco (NED)													
Assistant Coach: ORTH Timon													

Running Score			
MIN	Score	Team	No
1	0-1	GER	19
2	0-2	GER	19
3	1-2	BEL	5
4	2-2	BEL	30
6	2-3	GER	19
7	2-4	GER	3
9	3-4	BEL	10
10	4-4	BEL	10
11	4-5	GER	8
12	5-5	BEL	6
12	6-5	BEL	30
13	7-5	BEL	30
13	8-5	BEL	36
14	9-5	BEL	36
14	10-5	BEL	5
17	11-5	BEL	10
17	11-6	GER	13
18	12-6	BEL	29
20	13-6	BEL	5
20	14-6	BEL	25
21	14-7	GER	11
21	14-8	GER	1
22	15-8	BEL	30
23	16-8	BEL	30
24	17-8	BEL	28
25	17-9	GER	1
27	18-9	BEL	35
30	18-10	GER	4
31	19-10	BEL	27
33	20-10	BEL	6
34	20-11	GER	5
34	21-11	BEL	29
35	21-12	GER	16
35	22-12	BEL	27
36	23-12	BEL	3
37	23-13	GER	5
37	24-13	BEL	4
37	24-14	GER	2
37	25-14	BEL	35
39	26-14	BEL	10
40	27-14	BEL	28

Legend:

(C)	Captain	A	Attack	D	Defense	F	Female	FP	Free Pass	Gen	Gender
G/S	Goals/Shots	LD	Long Distance	M	Male	MD	Medium Distance	MIN	Minutes played	ND	Near Distance
No	Number	Pen	Penalty	Pos	Starting Position	R-in	Running-in	R	Direct Red Card	Y	Yellow Card
YR	Yellow+Red Card										

Timing and Results provided by Tissot

KBLXTEAM8-----GPB-000300--_73 v1.0

Report Created MON 8 SEP 2025 19:14

Page 1 / 1



Start List

Game No: 9

SUR vs BEL

Referees: FREDERICKSON Megan Elizabeth (AUS) / FARIA Carlos (POR)

Reserve Referee: WEST Chris (GBR)

SUR - Suriname

Shirts: black

No	Name	Gender	Pos	GP	MPG	GPG
3	LEIDER Sterre	Female	D	2	40:00	0.5
5	van der STELT Tamera	Female	A	2	2:59	
6	DESAUNOIS Shera	Female	D	2	7:34	0.0
7	van der KOOYE Sharona	Female	A	2	26:52	0.5
15	van der STEEN Randell (C)	Male	A	2	40:00	5.0
17	STIENSTRA Wayne	Male	D	2	31:21	0.5
18	VISSER Thomas	Male	A	2	39:27	0.0
20	SLOT Vladimir	Male	D	2	38:17	5.5
2	RAMLAL Sandy	Female		2	32:26	1.5
4	van der STELT Dominique	Female		2	10:09	
8	van GINKEL Iske	Female		2	40:00	1.5
16	HIRALAL Kamil	Male		2		
19	PINAS Trojan	Male		2	10:54	0.5
21	AMATREDJO Shane	Male		2		

Head Coach: NICATIA Jairus (NED)

Assistant Coach: ZEGWAARD Marco (NED)

SUR Played		
PR	GER	15-14
PR	CZE	16-19
PR	BEL	10 AUG

BEL - Belgium

Shirts: red

No	Name	Gender	Pos	GP	MPG	GPG
3	ENGELS Amber	Female	D	2	21:04	1.5
5	PAUWELS Lisa	Female	A	2	20:51	2.0
6	VAN MALDEGHEM Lise	Female	D	2	23:55	1.0
7	VAN MALDEGHEM Joke	Female	A	2	20:00	1.5
25	VERWERFT Nick	Male	D	2	16:45	1.0
27	DE VOGELAERE Jordan (C)	Male	A	2	22:36	1.5
29	DE LEY Jarre	Male	A	2	18:43	2.0
36	AMORGASTE Kian	Male	D	2	17:24	2.0
4	VAN GORP Lisa	Female		2	23:14	0.5
8	SAEY Britt	Female		2	18:43	0.0
10	DENIE Eline	Female		2	34:21	3.0
28	DE LEY Siebe	Male		2	26:17	4.0
30	THIJS Thomas	Male		2	31:56	4.5
35	BELLEMANS Joppe	Male		2	24:08	2.0

Head Coach: ELEWAUT Detlef

Assistant Coach: SCHOT Johannis (NED)

BEL Played		
PR	CZE	26-10
PR	GER	27-14
PR	SUR	10 AUG

Note:

Players above the bold line are in the starting lineup.

Legend:

A Attack **CL** Consolation Semifinal **D** Defense **GG** Golden Goal **GPG** Goals per Game
GP Games Played **MPG** Minutes played per Game **PR** Preliminary Round **Pos** Position



SUN 10 AUG 2025
Start Time: 14:00

Preliminary Round - Group B

Results

Game No: 9

SUR 11 - 15 BEL (3 - 5, 3 - 6, 2 - 3, 3 - 1)

Referees: FREDERICKSON Megan Elizabeth (AUS) / FARIA Carlos (POR)
Reserve Referee: WEST Chris (GBR)

SUR - Suriname

Shirts: black

Time-outs: 18:15 / -

No	Name	Gen	Pos	G/S	LD	MD	ND	R-in	FP	Pen	Punishments		
											Y	YR	R
2	RAMLAL Sandy	F											
3	LEIDER Sterre	F	D	2/6	0/1		1/2		0/2	1/1			
4	van der STELT Dominique	F											
5	van der STELT Tamera	F	A	2/5	1/3			1/1	0/1				
6	DESAUNOIS Shera	F	D	0/3	0/1		0/2						
7	van der KOOYE Sharona	F	A	0/1		0/1							
8	van GINKEL Iske	F		0/1	0/1								
15	van der STEEN Randell	M	A	2/12	2/9	0/1		0/2					
16	HIRALAL Kamil	M											
17	STIENSTRA Wayne	M	D	0/10	0/8	0/2							
18	VISSER Thomas	M	A	2/11	2/7	0/1		0/2		0/1			
19	PINAS Trojan	M											
20	SLOT Vladimir	M	D	3/17	3/15	0/2							
21	AMATREDJO Shane	M		0/2	0/1			0/1					
Team / Coach													
Totals				11/68	8/46	0/7	1/4	1/6	0/3	1/2			
Head Coach: NICATIA Jairus (NED)													
Assistant Coach: ZEGWAARD Marco (NED)													

Running Score

MIN	Score	Team No	
1	0-1	BEL 5	PAUWELS L(Medium)
2	0-2	BEL 7	van MALDEGHEM J(Long)
2	0-3	BEL 36	AMORGASTE K(Long)
7	1-3	SUR 20	SLOT V(Long)
7	1-4	BEL 7	van MALDEGHEM J(Long)
7	2-4	SUR 5	van der STELT T(Long)
10	2-5	BEL 6	van MALDEGHEM L(Penalty shot)
10	3-5	SUR 20	SLOT V(Long)
11	4-5	SUR 5	van der STELT T(Running-In)
12	4-6	BEL 4	van GORP L(Long)
15	4-7	BEL 36	AMORGASTE K(Long)
15	4-8	BEL 36	AMORGASTE K(Long)
18	5-8	SUR 18	VISSER T(Long)
18	5-9	BEL 5	PAUWELS L(Medium)
19	5-10	BEL 36	AMORGASTE K(Long)
19	6-10	SUR 3	LEIDER S(Penalty shot)
20	6-11	BEL 5	PAUWELS L(Long)
24	6-12	BEL 4	van GORP L(Medium)
25	7-12	SUR 20	SLOT V(Long)
27	7-13	BEL 6	van MALDEGHEM L(Long)
30	7-14	BEL 5	PAUWELS L(Near)
30	8-14	SUR 15	van der STEEN R(Long)
34	8-15	BEL 3	ENGELS A(Penalty shot)
34	9-15	SUR 3	LEIDER S(Near)
35	10-15	SUR 15	van der STEEN R(Long)
37	11-15	SUR 18	VISSER T(Long)

BEL - Belgium

Shirts: red

Time-outs: 36:59 / -

No	Name	Gen	Pos	G/S	LD	MD	ND	R-in	FP	Pen	Punishments		
											Y	YR	R
3	ENGELS Amber	F	D	1/5	0/3	0/1				1/1			
4	VAN GORP Lisa	F		2/12	1/9	1/1		0/1	0/1				
5	PAUWELS Lisa	F	A	4/13	1/4	2/7	1/1	0/1					
6	VAN MALDEGHEM Lise	F	D	2/16	1/7	0/6		0/2		1/1			
7	VAN MALDEGHEM Joke	F	A	2/2	2/2								
8	SAEY Britt	F											
10	DENIE Eline	F											
25	VERWERFT Nick	M	D	0/3	0/3								
27	DE VOGELAERE Jordan	M	A	0/6	0/5	0/1							
28	DE LEY Siebe	M		0/8	0/7	0/1							
29	DE LEY Jarre	M	A	0/9	0/9								
30	THIJS Thomas	M											
35	BELLEMANS Joppe	M											
36	AMORGASTE Kian	M	D	4/20	4/12		0/1		0/6	0/1			
Team / Coach													
Totals				15/94	9/61	3/17	1/2	0/4	0/7	2/3			
Head Coach: ELEWAUT Detlef													
Assistant Coach: SCHOT Johanniss (NED)													

Legend:													
(C)	Captain	A	Attack	D	Defense	F	Female	FP	Free Pass	Gen	Gender		
G/S	Goals/Shots	LD	Long Distance	M	Male	MD	Medium Distance	MIN	Minutes played	ND	Near Distance		
No	Number	Pen	Penalty	Pos	Starting Position	R-in	Running-in	R	Direct Red Card	Y	Yellow Card		
YR	Yellow+Red Card												

Timing and Results provided by Tissot

KBLXTEAM8-----GPB-000600--_73 v1.0

Report Created WED 8 OCT 2025 15:17

Page 1 / 1



Start List

Game No: 11

CZE vs GER

Referees: DE GROOT Stan (NED) / WEST Chris (GBR)

Reserve Referee: LIAO Wei-Chieh (TPE)

CZE - Czechia

Shirts: red

No	Name	Gender	Pos	GP	MPG	GPG
3	SAHATCIU Sara	Female	A	2	30:37	0.5
6	ZIEGLEROVA Eliska	Female	A	2	28:15	2.5
8	KUBU Nela	Female	D	2	40:00	1.5
17	PAVLICKOVA Jitka	Female	D	2	36:17	0.5
23	HOLIK Lukas	Male	A	2	31:45	1.0
29	SNAJDR Petr (C)	Male	D	2	33:54	1.0
30	GALICEK Petr	Male	A	2	36:17	4.0
39	KORTUS Rostislav	Male	D	2	29:22	2.0
1	BURIANKOVA Lenka	Female		2	6:06	
2	VOJNOVA Sofie	Female		2	3:43	0.5
7	NOVAKOVA Klara	Female		2	13:54	0.5
13	PESAK Petr	Male		2	6:06	0.5
27	VALENTA Frantisek	Male		2	20:00	0.0
36	KRUPAL Rene	Male		2	3:43	0.0
Head Coach: KRACIK Ivo						
Assistant Coach: KONECNY David						

CZE Played

PR	BEL	10-26
PR	SUR	19-16
PR	GER	10 AUG

GER - Germany

Shirts: black

No	Name	Gender	Pos	GP	MPG	GPG
1	WITTHAUS Lea	Female	A	2	26:02	3.0
2	GUST Madeline	Female	D	2	23:58	1.5
3	GNUTT Johanna	Female	A	2	10:00	0.5
6	ORTH Anna	Female	D	2	23:58	0.5
14	HEMING Jan Robert (C)	Male	A	2	26:02	0.0
15	FREUND Thomas	Male	D	2	23:58	0.5
16	HEPPEKAUSEN Steffen	Male	A	2	18:15	1.5
19	WITTHAUS Lucas	Male	D	2	15:42	2.0
4	KIERDORF Jana	Female		2	20:00	0.5
5	HEILMANN Hannah	Female		2	20:00	1.0
8	STRACH Julia	Female		2	36:02	1.5
10	GRAMMEL Maurice	Male		2	20:00	0.0
11	NOWAK Theo	Male		2	20:00	0.5
13	WECKENDRUP Pascal	Male		2	36:02	1.0
Head Coach: VAN DEN BOS Wilco (NED)						
Assistant Coach: ORTH Timon						

GER Played

PR	SUR	14-15
PR	BEL	14-27
PR	CZE	10 AUG

Note:
Players above the bold line are in the starting lineup.

Legend:
A Attack **CL** Consolation Semifinal **D** Defense **GG** Golden Goal **GPG** Goals per Game
GP Games Played **MPG** Minutes played per Game **PR** Preliminary Round **Pos** Position



Results

Game No: 11

CZE (GG)20 - 19 GER (7 - 5, 4 - 5, 4 - 7, 4 - 2, 1 - 0)

Referees: DE GROOT Stan (NED) / WEST Chris (GBR)

Reserve Referee: LIAO Wei-Chieh (TPE)

CZE - Czechia

Shirts: red

Time-outs: 28:06 / -

No	Name	Gen	Pos	G/S	LD	MD	ND	R-in	FP	Pen	Punishments		
											Y	YR	R
1	BURIANKOVA Lenka	F											
2	VOJNOVA Sofie	F											
3	SAHATCIU Sara	F	A	2/6		1/3	0/1			1/2			
6	ZIEGLEROVA Eliska	F	A	2/7	1/5	0/1				1/1			
7	NOVAKOVA Klara	F		1/2	0/1	1/1							
8	KUBU Nela	F	D	2/4		2/3			0/1				
13	PESAK Petr	M											
17	PAVLICKOVA Jitka	F	D	2/7	1/3	1/3	0/1						
23	HOLIK Lukas	M	A	2/11	1/8	1/2	0/1						
27	VALENTA Frantisek	M		0/3	0/3								
29	SNAJDR Petr	M	D	3/16	1/12	2/4							
30	GALICEK Petr	M	A	3/14	0/4	2/7			1/3				
36	KRUPAL Rene	M											
39	KORTUS Rostislav	M	D	3/12	0/3	1/5	0/2			2/2			
Team / Coach													
Totals				20/82	4/39	11/29	0/5		1/4	4/5			
Head Coach: KRACIK Ivo													
Assistant Coach: KONECNY David													

GER - Germany

Shirts: black

Time-outs: 37:26 / -

No	Name	Gen	Pos	G/S	LD	MD	ND	R-in	FP	Pen	Punishments		
											Y	YR	R
1	WITTHAUS Lea	F	A	2/19	0/6	1/9	0/1		0/1	1/2			
2	GUST Madeline	F	D	3/15	1/3	1/9	0/2			1/1			
3	GNUTT Johanna	F	A	0/6	0/4	0/2							
4	KIERDORF Jana	F											
5	HEILMANN Hannah	F											
6	ORTH Anna	F	D	2/13	0/3	2/10							
8	STRACH Julia	F											
10	GRAMMEL Maurice	M											
11	NOWAK Theo	M											
13	WECKENDRUP Pascal	M											
14	HEMING Jan Robert	M	A	2/6	0/1	0/1	1/3			1/1			
15	FREUND Thomas	M	D	2/4	0/2	1/1				1/1			
16	HEPPEKAUSEN Steffen	M	A	6/30	3/18	1/8	0/1	1/2		1/1			
19	WITTHAUS Lucas	M	D	2/16	2/7	0/9							
Team / Coach													
Totals				19/109	6/44	6/49	1/7	1/2	0/1	5/6			
Head Coach: VAN DEN BOS Wilco (NED)													
Assistant Coach: ORTH Timon													

Running Score

MIN	Score	Team No	
1	1-0	CZE	3 SAHATCIU S(Penalty shot)
3	1-1	GER	16 HEPPEKAUSEN S(Medium)
3	1-2	GER	2 GUST M(Penalty shot)
3	2-2	CZE	8 KUBU N(Medium)
4	3-2	CZE	6 ZIEGLEROVA E(Long)
4	3-3	GER	16 HEPPEKAUSEN S(Long)
4	4-3	CZE	39 KORTUS R(Penalty shot)
5	5-3	CZE	39 KORTUS R(Medium)
6	5-4	GER	16 HEPPEKAUSEN S(Long)
6	6-4	CZE	6 ZIEGLEROVA E(Penalty shot)
8	7-4	CZE	29 SNAJDR P(Medium)
10	7-5	GER	19 WITTHAUS L(Long)
12	8-5	CZE	23 HOLIK L(Medium)
12	8-6	GER	14 HEMING JR(Near)
13	9-6	CZE	39 KORTUS R(Penalty shot)
14	10-6	CZE	17 PAVLICKOVA J(Medium)
17	10-7	GER	14 HEMING JR(Penalty shot)
17	11-7	CZE	3 SAHATCIU S(Medium)
17	11-8	GER	6 ORTH A(Medium)
19	11-9	GER	2 GUST M(Medium)
20	11-10	GER	1 WITTHAUS L(Medium)
21	11-11	GER	1 WITTHAUS L(Penalty shot)
22	12-11	CZE	17 PAVLICKOVA J(Long)
23	13-11	CZE	29 SNAJDR P(Medium)
24	13-12	GER	16 HEPPEKAUSEN S(Penalty shot)
26	14-12	CZE	30 GALICEK P(Medium)
26	14-13	GER	19 WITTHAUS L(Long)
27	14-14	GER	2 GUST M(Long)
27	14-15	GER	16 HEPPEKAUSEN S(Running-In)
28	15-15	CZE	30 GALICEK P(Free pass)
28	15-16	GER	15 FREUND T(Medium)
29	15-17	GER	15 FREUND T(Penalty shot)
34	15-18	GER	16 HEPPEKAUSEN S(Long)
35	16-18	CZE	7 NOVAKOVA K(Medium)
38	17-18	CZE	23 HOLIK L(Long)
38	17-19	GER	6 ORTH A(Medium)
38	18-19	CZE	29 SNAJDR P(Long)
40	19-19	CZE	30 GALICEK P(Medium)
42	(GG)20-19	CZE	8 KUBU N(Medium)

Legend:

(C)	Captain	A	Attack	D	Defense	F	Female	FP	Free Pass	Gen	Gender
G/S	Goals/Shots	LD	Long Distance	M	Male	MD	Medium Distance	MIN	Minutes played	ND	Near Distance
No	Number	Pen	Penalty	Pos	Starting Position	R-in	Running-in	R	Direct Red Card	Y	Yellow Card
YR	Yellow+Red Card										



Start List

REVISED
8 AUG 15:32

Game No: 2

NED vs POR

Referees: LIAO Wei-Chieh (TPE) / GANDIA PEREZ Olga (ESP)

Reserve Referee: WEST Chris (GBR)

NED - Netherlands

Shirts: orange

No	Name	Gender	Pos	GP	MPG	GPG
2	CORDUS Esther	Female	D			
3	BOERHOUT Nikki	Female	D			
9	HOEK Fleur	Female	A			
10	VERHOEF Sabine	Female	A			
11	VAN WIJNGAARDEN Olav (C)	Male	A			
15	DE VRIES Carlo	Male	D			
18	FRIESWIJK Julian	Male	D			
19	OPPE Bo	Male	A			
1	LOKHORST Jessica	Female				
8	BOADI Danielle	Female				
12	VISSER Marije	Female				
13	FABER Ran	Male				
14	VISSCHER Harjan	Male				
16	OUT Alwin	Male				
Head Coach: KORPORAAL Ard						
Assistant Coach: SCHORN-JONKMAN Samantha / BRAUNSTAHL Leon						

NED Played

PR	POR	8 AUG
PR	TPE	9 AUG
PR	CHN	10 AUG

POR - Portugal

Shirts: black

No	Name	Gender	Pos	GP	MPG	GPG
2	FRADE Catarina	Female	A			
6	PEREIRA Beatriz	Female	D			
7	CORREIA Catarina	Female	D			
8	ROSA Beatriz	Female	A			
9	LOURENCO Tomas	Male	D			
10	LUZ Tiago (C)	Male	D			
14	FERRO Tiago	Male	A			
15	AYRES Jean	Male	A			
1	RIBEIRO Celise	Female				
4	COSTA RUIVO Luise	Female				
5	SANTOS Ines	Female				
11	FERNANDES Hugo	Male				
12	LOURENCO Afonso	Male				
16	RUIVO Julio	Male				
Head Coach: ANTUNES Carla						
Assistant Coach: CORREIA Pedro						

POR Played

PR	NED	8 AUG
PR	CHN	9 AUG
PR	TPE	10 AUG

Note:

Players above the bold line are in the starting lineup.

Legend:

A Attack **CL** Consolation Semifinal **D** Defense **GG** Golden Goal **GPG** Goals per Game
GP Games Played **MPG** Minutes played per Game **PR** Preliminary Round **Pos** Position

REVISED

Teamname for NED updated

Timing and Results provided by Tissot



Results

REVISED
8 AUG 17:01

Game No: 2

NED 29 - 12 POR
(6 - 5, 8 - 3, 7 - 2, 8 - 2)

Referees: LIAO Wei-Chieh (TPE) / GANDIA PEREZ Olga (ESP)
Reserve Referee: WEST Chris (GBR)

NED - Netherlands

Shirts: orange

Time-outs: - / -

No	Name	Gen.	Pos	G/S	LD	MD	ND	R-in	FP	Pen	Punishments		
											Y	YR	R
1	LOKHORST Jessica	F		1/1		1/1							
2	CORDUS Esther	F	D	1/7		1/5	0/2						
3	BOERHOUT Nikki	F	D	5/17	0/4	3/8	0/3	1/1		1/1			
8	BOADI Danielle	F		1/4	1/1	0/2	0/1						
9	HOEK Fleur	F	A	3/14	1/5	1/7	0/1		1/1				
10	VERHOEF Sabine	F	A	2/7	1/2	0/4	1/1						
11	VAN WIJNGAARDEN Olav	M	A	1/9	1/4	0/2	0/1	0/1		0/1			
12	VISSER Marije	F		2/4	1/3					1/1			
13	FABER Ran	M		0/2	0/2								
14	VISSCHER Harjan	M		2/3	0/1	1/1			1/1				
15	DE VRIES Carlo	M	D	3/22	0/7	2/13			1/2				
16	OUT Alwin	M		3/8	3/6	0/2							
18	FRIESWIJK Julian	M	D	2/10	2/9	0/1							
19	OPPE Bo	M	A	3/19	0/10	3/8		0/1					
Team / Coach													
Totals				29/127	10/54	12/54	1/9	1/3	3/4	2/3			
Head Coach: KORPORAAL Ard													
Assistant Coach: SCHORN-JONKMAN Samantha / BRAUNSTAHL Leon													

POR - Portugal

Shirts: black

Time-outs: 27:47 / 36:24

No	Name	Gen.	Pos	G/S	LD	MD	ND	R-in	FP	Pen	Punishments		
											Y	YR	R
1	RIBEIRO Celise	F		0/1	0/1								
2	FRADE Catarina	F	A	3/5	1/2	1/1	1/1			0/1			
4	COSTA RUIVO Luise	F											
5	SANTOS Ines	F		1/3	0/1	0/1		1/1					
6	PEREIRA Beatriz	F	D	0/6	0/1	0/3		0/1		0/1			
7	CORREIA Catarina	F	D	1/6	0/3		1/1	0/2					
8	ROSA Beatriz	F	A	0/3	0/3								
9	LOURENCO Tomas	M	D	0/5	0/3	0/2							
10	LUZ Tiago	M	D	1/4	1/4								
11	FERNANDES Hugo	M		0/3		0/2		0/1					
12	LOURENCO Afonso	M		1/3	0/1	1/2							
14	FERRO Tiago	M	A	2/7	0/4	1/2	1/1						
15	AYRES Jean	M	A	1/2	0/1		1/1						
16	RUIVO Julio	M		2/6	0/2	1/2	0/1			1/1			
Team / Coach													
Totals				12/54	2/26	4/15	4/5	1/5		1/3			
Head Coach: ANTUNES Carla													
Assistant Coach: CORREIA Pedro													

Running Score			
MIN	Score	Team No	
3	0-1	POR 14	FERRO T(Medium)
3	0-2	POR 14	FERRO T(Near)
6	1-2	NED 3	BOERHOUT N(Medium)
7	2-2	NED 18	FRIESWIJK J(Long)
7	2-3	POR 2	FRADE C(Long)
9	3-3	NED 19	OPPE B(Medium)
9	4-3	NED 15	de VRIES C(Medium)
10	5-3	NED 3	BOERHOUT N(Running-In)
10	5-4	POR 2	FRADE C(Medium)
10	6-4	NED 9	HOEK F(Long)
10	6-5	POR 10	LUZ T(Long)
11	7-5	NED 2	CORDUS E(Medium)
11	7-6	POR 15	AYRES J(Near)
11	8-6	NED 11	van WIJNGAARDEN O(Long)
12	9-6	NED 18	FRIESWIJK J(Long)
12	10-6	NED 3	BOERHOUT N(Medium)
12	10-7	POR 2	FRADE C(Near)
14	11-7	NED 9	HOEK F(Free pass)
16	11-8	POR 7	CORREIA C(Near)
19	12-8	NED 15	de VRIES C(Medium)
19	13-8	NED 19	OPPE B(Medium)
20	14-8	NED 9	HOEK F(Medium)
21	15-8	NED 15	de VRIES C(Free pass)
24	15-9	POR 16	RUIVO J(Medium)
24	16-9	NED 12	VISSER M(Penalty shot)
24	17-9	NED 12	VISSER M(Long)
24	17-10	POR 5	SANTOS I(Running-In)
28	18-10	NED 3	BOERHOUT N(Penalty shot)
29	19-10	NED 16	OUT A(Long)
30	20-10	NED 16	OUT A(Long)
30	21-10	NED 3	BOERHOUT N(Medium)
31	22-10	NED 10	VERHOEF S(Near)
31	23-10	NED 1	LOKHORST J(Medium)
31	24-10	NED 16	OUT A(Long)
33	25-10	NED 14	VISSCHER H(Free pass)
34	26-10	NED 8	BOADI D(Long)
34	27-10	NED 19	OPPE B(Medium)
38	28-10	NED 10	VERHOEF S(Long)
39	28-11	POR 16	RUIVO J(Penalty shot)
39	29-11	NED 14	VISSCHER H(Medium)
40	29-12	POR 12	LOURENCO A(Medium)

Legend:

(C)	Captain	A	Attack	D	Defense	F	Female	FP	Free Pass	Gen	Gender
G/S	Goals/Shots	LD	Long Distance	M	Male	MD	Medium Distance	MIN	Minutes played	ND	Near Distance
No	Number	Pen	Penalty	Pos	Starting Position	R-in	Running-in	R	Direct Red Card	Y	Yellow Card
YR	Yellow+Red Card										

REVISED

Teamname for NED updated

Timing and Results provided by Tissot

KBLXTEAM8-----GPA-000100--_73 v2.0

Report Created FRI 8 AUG 2025 17:01

Page 1 / 1



Start List

Game No: 4

CHN vs TPE

Referees: DE GROOT Stan (NED) / FARIA Carlos (POR)

Reserve Referee: FREDERICKSON Megan Elizabeth (AUS)

CHN - People's Republic of China

Shirts: red

No	Name	Gender	Pos	GP	MPG	GPG
1	ZHANG Xin	Female	A			
2	ZHAO Jing (C)	Female	D			
6	FU Yuran	Female	D			
8	HU Yuxuan	Female	A			
11	ZHANG Dongjie	Male	D			
14	WANG Xi	Male	A			
15	SUN Jingyuan	Male	A			
17	XIAO Fei	Male	D			
3	WANG Qing	Female				
5	LI Xin	Female				
10	ZHANG Yuzhu	Female				
12	FAN Yuguo	Male				
19	LI Xuyang	Male				
20	SHEN Ruiyang	Male				
Head Coach: MA Xiangcheng						
Assistant Coach: WANG Tao / CRUM Bernard (NED)						

CHN Played		
PR	TPE	8 AUG
PR	POR	9 AUG
PR	NED	10 AUG

TPE - Chinese Taipei

Shirts: yellow

No	Name	Gender	Pos	GP	MPG	GPG
1	LIN Ya-Wen	Female	A			
3	CHO Ya-Hui	Female	A			
5	CHEN Cin (C)	Female	D			
9	LO Kai-Yeh	Female	D			
13	CHIU Shao-En	Male	A			
17	KAO Chen-Yu	Male	D			
18	TSAI Tsung-Yu	Male	A			
20	HSU Ching-Chen	Male	D			
4	WU Pei-Yun	Female				
7	CHANG Shu-Chi	Female				
10	CHAN Ya-Han	Female				
11	CHEN Yuan-Hao	Male				
12	CHANG Chieh-Sheng	Male				
15	CHEN Chun-Ta	Male				
Head Coach: HSIEH Fang-Yi						
Assistant Coach: LIANG Jui-Hsin						

TPE Played		
PR	CHN	8 AUG
PR	NED	9 AUG
PR	POR	10 AUG

Note:
Players above the bold line are in the starting lineup.

Legend:
A Attack **CL** Consolation Semifinal **D** Defense **GG** Golden Goal **GPG** Goals per Game
GP Games Played **MPG** Minutes played per Game **PR** Preliminary Round **Pos** Position



Results

Game No: 4

CHN 14 - 28 TPE
(1 - 5, 3 - 6, 8 - 10, 2 - 7)

Referees: DE GROOT Stan (NED) / FARIA Carlos (POR)
Reserve Referee: FREDERICKSON Megan Elizabeth (AUS)

CHN - People's Republic of China

Shirts: red

Time-outs: 32:27 / -

No	Name	Gen	Pos	G/S	LD	MD	ND	R-in	FP	Pen	Punishments		
											Y	YR	R
1	ZHANG Xin	F	A	2/3		1/1	1/1		0/1				
2	ZHAO Jing	F	D	3/13	0/1	1/8	1/2		0/1	1/1			
3	WANG Qing	F		0/5	0/3	0/2							
5	LI Xin	F											
6	FU Yuran	F	D	0/6	0/3	0/1		0/1		0/1			
8	HU Yuxuan	F	A	1/6	1/2	0/2			0/2				
10	ZHANG Yuzhu	F											
11	ZHANG Dongjie	M	D	1/9	1/5	0/4							
12	FAN Yuguo	M		1/6	0/2	0/3	1/1						
14	WANG Xi	M	A	2/9	2/6	0/3							
15	SUN Jingyuan	M	A	3/11	1/6	0/1	0/1	0/1		2/2			
17	XIAO Fei	M	D	0/7	0/3	0/4							
19	LI Xuyang	M		1/3	1/2	0/1							
20	SHEN Ruiyang	M		0/3	0/3								
Team / Coach													
Totals				14/81	6/36	2/30	3/5	0/2	0/4	3/4			
Head Coach: MA Xiangcheng													
Assistant Coach: WANG Tao / CRUM Bernard (NED)													

TPE - Chinese Taipei

Shirts: yellow

Time-outs: - / -

No	Name	Gen	Pos	G/S	LD	MD	ND	R-in	FP	Pen	Punishments		
											Y	YR	R
1	LIN Ya-Wen	F	A	4/16	2/5	1/5	0/1	0/1	0/3	1/1			
3	CHO Ya-Hui	F	A	5/11	3/5	1/3	0/1	0/1		1/1			
4	WU Pei-Yun	F		2/5	0/1	0/1		1/1		1/2			
5	CHEN Cin	F	D	2/6		2/5		0/1					
7	CHANG Shu-Chi	F		1/5	0/2	1/2			0/1				
9	LO Kai-Yeh	F	D	6/12	1/2	3/8	1/1			1/1			
10	CHAN Ya-Han	F		1/1	1/1								
11	CHEN Yuan-Hao	M		1/3	1/1	0/1		0/1					
12	CHANG Chieh-Sheng	M		0/4	0/2	0/2							
13	CHIU Shao-En	M	A	2/8	1/3	0/2	0/1	0/1		1/1			
15	CHEN Chun-Ta	M		0/3	0/2	0/1							
17	KAO Chen-Yu	M	D	0/4	0/3	0/1							
18	TSAI Tsung-Yu	M	A	1/5		0/2	1/2	0/1					
20	HSU Ching-Chen	M	D	3/5	0/1	1/1		1/2		1/1			
Team / Coach													
Totals				28/88	9/28	9/34	2/6	2/9	0/4	6/7			
Head Coach: HSIEH Fang-Yi													
Assistant Coach: LIANG Jui-Hsin													

Running Score			
MIN	Score	Team No	
2	0-1	TPE	1 LIN YW(Penalty shot)
3	1-1	CHN	8 HU Y(Long)
5	1-2	TPE	9 LO KY(Penalty shot)
7	1-3	TPE	20 HSU CC(Penalty shot)
7	1-4	TPE	1 LIN YW(Long)
8	1-5	TPE	3 CHO YH(Long)
13	1-6	TPE	20 HSU CC(Running-In)
13	2-6	CHN	1 ZHANG X(Medium)
14	2-7	TPE	3 CHO YH(Penalty shot)
15	2-8	TPE	13 CHIU SE(Penalty shot)
16	2-9	TPE	5 CHEN C(Medium)
17	2-10	TPE	20 HSU CC(Medium)
19	3-10	CHN	15 SUN J(Long)
20	3-11	TPE	3 CHO YH(Medium)
20	4-11	CHN	2 ZHAO J(Medium)
21	4-12	TPE	9 LO KY(Medium)
21	5-12	CHN	14 WANG X(Long)
21	6-12	CHN	1 ZHANG X(Near)
22	6-13	TPE	9 LO KY(Long)
23	7-13	CHN	12 FAN Y(Near)
23	7-14	TPE	18 TSAI TY(Near)
23	8-14	CHN	15 SUN J(Penalty shot)
24	8-15	TPE	9 LO KY(Near)
25	8-16	TPE	5 CHEN C(Medium)
25	9-16	CHN	14 WANG X(Long)
25	9-17	TPE	3 CHO YH(Long)
26	10-17	CHN	2 ZHAO J(Near)
26	10-18	TPE	9 LO KY(Medium)
26	11-18	CHN	15 SUN J(Penalty shot)
27	11-19	TPE	4 WU PY(Penalty shot)
27	11-20	TPE	11 CHEN YH(Long)
28	12-20	CHN	2 ZHAO J(Penalty shot)
30	12-21	TPE	3 CHO YH(Long)
31	12-22	TPE	9 LO KY(Medium)
32	13-22	CHN	11 ZHANG D(Long)
34	13-23	TPE	1 LIN YW(Medium)
36	13-24	TPE	4 WU PY(Running-In)
36	13-25	TPE	13 CHIU SE(Long)
38	13-26	TPE	1 LIN YW(Long)
39	13-27	TPE	7 CHANG SC(Medium)
40	14-27	CHN	19 LI X(Long)
40	14-28	TPE	10 CHAN YH(Long)

Legend:

(C)	Captain	A	Attack	D	Defense	F	Female	FP	Free Pass	Gen	Gender
G/S	Goals/Shots	LD	Long Distance	M	Male	MD	Medium Distance	MIN	Minutes played	ND	Near Distance
No	Number	Pen	Penalty	Pos	Starting Position	R-in	Running-in	R	Direct Red Card	Y	Yellow Card
YR	Yellow+Red Card										



Start List

Game No: 6

CHN vs POR

Referees: FREDERICKSON Megan Elizabeth (AUS) / WEST Chris (GBR)

Reserve Referee: DE GROOT Stan (NED)

CHN - People's Republic of China

Shirts: white

No	Name	Gender	Pos	GP	MPG	GPG
1	ZHANG Xin	Female	A	1	24:11	2.0
2	ZHAO Jing (C)	Female	D	1	39:09	3.0
3	WANG Qing	Female	D	1	15:49	0.0
8	HU Yuxuan	Female	A	1	40:00	1.0
11	ZHANG Dongjie	Male	D	1	31:48	1.0
14	WANG Xi	Male	A	1	30:24	2.0
15	SUN Jingyuan	Male	A	1	30:24	3.0
19	LI Xuyang	Male	D	1	9:36	1.0
5	LI Xin	Female		1		
6	FU Yuran	Female		1	40:00	0.0
10	ZHANG Yuzhu	Female		1	0:51	
12	FAN Yuguo	Male		1	23:29	1.0
17	XIAO Fei	Male		1	26:07	0.0
20	SHEN Ruiyang	Male		1	8:12	0.0
Head Coach: MA Xiangcheng						
Assistant Coach: WANG Tao / CRUM Bernard (NED)						

CHN Played		
PR	TPE	14-28
PR	POR	9 AUG
PR	NED	10 AUG

POR - Portugal

Shirts: red

No	Name	Gender	Pos	GP	MPG	GPG
2	FRADE Catarina	Female	D	1	30:28	3.0
4	COSTA RUIVO Luise (C)	Female	D	1	9:32	
5	SANTOS Ines	Female	A	1	16:18	1.0
7	CORREIA Catarina	Female	A	1	20:27	1.0
10	LUZ Tiago	Male	D	1	21:49	1.0
12	LOURENCO Afonso	Male	D	1	19:33	1.0
15	AYRES Jean	Male	A	1	20:27	1.0
16	RUIVO Julio	Male	A	1	19:33	2.0
1	RIBEIRO Celise	Female		1	1:53	0.0
6	PEREIRA Beatriz	Female		1	40:00	0.0
8	ROSA Beatriz	Female		1	40:00	0.0
9	LOURENCO Tomas	Male		1	30:28	0.0
11	FERNANDES Hugo	Male		1	9:32	0.0
14	FERRO Tiago	Male		1	40:00	2.0
Head Coach: ANTUNES Carla						
Assistant Coach: CORREIA Pedro						

POR Played		
PR	NED	12-29
PR	CHN	9 AUG
PR	TPE	10 AUG

Note:
Players above the bold line are in the starting lineup.

Legend:
A Attack **CL** Consolation Semifinal **D** Defense **GG** Golden Goal **GPG** Goals per Game
GP Games Played **MPG** Minutes played per Game **PR** Preliminary Round **Pos** Position



SAT 9 AUG 2025

Start Time: 15:45

Preliminary Round - Group A

Results

Game No: 6

CHN 9 - 21 POR
(0 - 3, 3 - 6, 2 - 6, 4 - 6)

Referees: FREDERICKSON Megan Elizabeth (AUS) / WEST Chris (GBR)

Reserve Referee: DE GROOT Stan (NED)

CHN - People's Republic of China

Shirts: white

Time-outs: 8:59 / -

No	Name	Gen	Pos	G/S	LD	MD	ND	R-in	FP	Pen	Punishments		
											Y	YR	R
1	ZHANG Xin	F	A	1/7	0/4	1/2	0/1						
2	ZHAO Jing	F	D	3/16	0/4	1/7	1/2		0/2	1/1			
3	WANG Qing	F	D	0/4	0/1	0/2	0/1						
5	LI Xin	F											
6	FU Yuran	F		0/3	0/2	0/1							
8	HU Yuxuan	F	A	2/7	2/3	0/4							
10	ZHANG Yuzhu	F											
11	ZHANG Dongjie	M	D	0/2		0/1	0/1						
12	FAN Yuguo	M		0/3	0/3								
14	WANG Xi	M	A	0/11	0/5	0/5		0/1					
15	SUN Jingyuan	M	A	0/8	0/7	0/1							
17	XIAO Fei	M		1/3	1/2	0/1							
19	LI Xuyang	M	D	0/2	0/2								
20	SHEN Ruiyang	M		2/9	2/7			0/1		0/1			
Team / Coach													
Totals				9/75	5/40	2/24	1/5	0/2	0/2	1/2			
Head Coach: MA Xiangcheng													
Assistant Coach: WANG Tao / CRUM Bernard (NED)													

POR - Portugal

Shirts: red

Time-outs: - / -

No	Name	Gen	Pos	G/S	LD	MD	ND	R-in	FP	Pen	Punishments		
											Y	YR	R
1	RIBEIRO Celise	F											
2	FRADE Catarina	F	D	3/12	0/1	0/2		0/2	2/6	1/1			
4	COSTA RUIVO Luise	F	D	1/6	0/3	1/3							
5	SANTOS Ines	F	A	1/9	1/4	0/1		0/1	0/2	0/1			
6	PEREIRA Beatriz	F											
7	CORREIA Catarina	F	A	2/10	0/2	0/3	0/2	0/1		2/2			
8	ROSA Beatriz	F											
9	LOURENCO Tomas	M											
10	LUZ Tiago	M	D	2/11	0/5	2/6							
11	FERNANDES Hugo	M		1/2	1/2								
12	LOURENCO Afonso	M	D	3/12	2/6	1/2	0/1	0/2		0/1			
14	FERRO Tiago	M		1/2	0/1			1/1					
15	AYRES Jean	M	A	4/9	2/4		0/1	1/3		1/1			
16	RUIVO Julio	M	A	3/14	2/6	1/6		0/1		0/1			
Team / Coach													
Totals				21/87	8/34	5/23	0/4	2/11	2/8	4/7			
Head Coach: ANTUNES Carla													
Assistant Coach: CORREIA Pedro													

Running Score			
MIN	Score	Team No	
6	0-1	POR	7 CORREIA C(Penalty shot)
7	0-2	POR	15 AYRES J(Long)
9	0-3	POR	2 FRADE C(Free pass)
11	1-3	CHN	2 ZHAO J(Medium)
12	2-3	CHN	8 HU Y(Long)
13	3-3	CHN	8 HU Y(Long)
15	3-4	POR	12 LOURENCO A(Medium)
16	3-5	POR	12 LOURENCO A(Long)
17	3-6	POR	15 AYRES J(Running-In)
18	3-7	POR	16 RUIVO J(Medium)
18	3-8	POR	4 COSTA RUIVO L(Medium)
19	3-9	POR	10 LUZ T(Medium)
21	3-10	POR	15 AYRES J(Penalty shot)
23	3-11	POR	16 RUIVO J(Long)
25	3-12	POR	2 FRADE C(Penalty shot)
26	3-13	POR	12 LOURENCO A(Long)
28	3-14	POR	16 RUIVO J(Long)
28	4-14	CHN	1 ZHANG X(Medium)
29	5-14	CHN	2 ZHAO J(Near)
30	5-15	POR	10 LUZ T(Medium)
31	5-16	POR	7 CORREIA C(Penalty shot)
32	6-16	CHN	20 SHEN R(Long)
33	7-16	CHN	2 ZHAO J(Penalty shot)
33	7-17	POR	2 FRADE C(Free pass)
36	8-17	CHN	20 SHEN R(Long)
37	8-18	POR	5 SANTOS I(Long)
38	8-19	POR	11 FERNANDES H(Long)
39	9-19	CHN	17 XIAO F(Long)
40	9-20	POR	14 FERRO T(Running-In)
40	9-21	POR	15 AYRES J(Long)

Legend:

(C)	Captain	A	Attack	D	Defense	F	Female	FP	Free Pass	Gen	Gender
G/S	Goals/Shots	LD	Long Distance	M	Male	MD	Medium Distance	MIN	Minutes played	ND	Near Distance
No	Number	Pen	Penalty	Pos	Starting Position	R-in	Running-in	R	Direct Red Card	Y	Yellow Card
YR	Yellow+Red Card										

Timing and Results provided by Tissot

KBLXTEAM8-----GPA-000400--_73 v1.0

Report Created MON 8 SEP 2025 16:55

Page 1 / 1



Start List

REVISED
9 AUG 19:35

Game No: 8

NED vs TPE

Referees: WEST Chris (GBR) / FARIA Carlos (POR)

Reserve Referee: JONES Steve (GBR)

NED - Netherlands

Shirts: orange

No	Name	Gender	Pos	GP	MPG	GPG
1	LOKHORST Jessica	Female	D	1	9:50	1.0
8	BOADI Danielle	Female	D	1	9:50	1.0
9	HOEK Fleur	Female	A	1	20:27	3.0
11	VAN WIJNGAARDEN Olav (C)	Male	A	1	20:27	1.0
12	VISSER Marije	Female	A	1	19:33	2.0
13	FABER Ran	Male	D	1	7:57	0.0
14	VISSCHER Harjan	Male	D	1	7:57	2.0
16	OUT Alwin	Male	A	1	19:33	3.0
2	CORDUS Esther	Female		1	30:10	1.0
3	BOERHOUT Nikki	Female		1	30:10	5.0
10	VERHOEF Sabine	Female		1	40:00	2.0
15	DE VRIES Carlo	Male		1	32:03	3.0
18	FRIESWIJK Julian	Male		1	32:03	2.0
19	OPPE Bo	Male		1	40:00	3.0
Head Coach: KORPORAAL Ard						
Assistant Coach: SCHORN-JONKMAN Samantha / BRAUNSTAHL Leon						

NED Played

PR	POR	29-12
PR	TPE	9 AUG
PR	CHN	10 AUG

TPE - Chinese Taipei

Shirts: yellow

No	Name	Gender	Pos	GP	MPG	GPG
1	LIN Ya-Wen	Female	A	1	27:14	4.0
3	CHO Ya-Hui	Female	A	1	29:36	5.0
4	WU Pei-Yun	Female	D	1	17:21	2.0
9	LO Kai-Yeh	Female	D	1	35:25	6.0
12	CHANG Chieh-Sheng	Male	D	1	20:00	0.0
15	CHEN Chun-Ta	Male	A	1	20:00	0.0
17	KAO Chen-Yu (C)	Male	D	1	25:14	0.0
18	TSAI Tsung-Yu	Male	A	1	34:51	1.0
5	CHEN Cin	Female		1	25:14	2.0
7	CHANG Shu-Chi	Female		1	14:46	1.0
10	CHAN Ya-Han	Female		1	10:24	1.0
11	CHEN Yuan-Hao	Male		1	14:46	1.0
13	CHIU Shao-En	Male		1	25:09	2.0
20	HSU Ching-Chen	Male		1	20:00	3.0
Head Coach: HSIEH Fang-Yi						
Assistant Coach: LIANG Jui-Hsin						

TPE Played

PR	CHN	28-14
PR	NED	9 AUG
PR	POR	10 AUG

Note:

Players above the bold line are in the starting lineup.

Legend:

A Attack **CL** Consolation Semifinal **D** Defense **GG** Golden Goal **GPG** Goals per Game
GP Games Played **MPG** Minutes played per Game **PR** Preliminary Round **Pos** Position

REVISED

Teamname for NED updated

Timing and Results provided by Tissot

KBLXTEAM8-----GPA-000300--_51 v3.0

Report Created SAT 9 AUG 2025 19:35

Page 1 / 1



SAT 9 AUG 2025

Start Time: 19:45

Preliminary Round - Group A

Results

REVISED
8 OCT 13:23

Game No: 8

NED 33 - 16 TPE
(9 - 5, 8 - 6, 9 - 3, 7 - 2)

Referees: WEST Chris (GBR) / FARIA Carlos (POR)

Reserve Referee: JONES Steve (GBR)

NED - Netherlands

Shirts: orange

Time-outs: - / -

No	Name	Gen.	Pos	G/S	LD	MD	ND	R-in	FP	Pen	Punishments		
											Y	YR	R
1	LOKHORST Jessica	F	D	1/7	0/1	1/6							
2	CORDUS Esther	F											
3	BOERHOUT Nikki	F		2/3	1/2			1/1					
8	BOADI Danielle	F	D	4/17	3/11	0/3		1/3					
9	HOEK Fleur	F	A	4/12	2/7	0/3		1/1		1/1			
10	VERHOEF Sabine	F		0/3	0/2			0/1					
11	VAN WIJNGAARDEN Olav	M	A	3/11	0/6			0/2		3/3			
12	VISSER Marije	F	A	3/10	1/5	0/1			0/2	2/2			
13	FABER Ran	M	D	2/13	1/10	0/2				1/1			
14	VISSCHER Harjan	M	D	6/24	3/20	1/1		1/1	0/1	1/1			
15	DE VRIES Carlo	M		0/3	0/1	0/2							
16	OUT Alwin	M	A	7/15	1/7	4/6	2/2						
18	FRIESWIJK Julian	M		1/1	1/1								
19	OPPE Bo	M											
Team / Coach													
Totals				33/119	13/73	6/24	2/2	4/9	0/3	8/8			
Head Coach: KOPORAAL Ard													
Assistant Coach: SCHORN-JONKMAN Samantha / BRAUNSTAHL Leon													

TPE - Chinese Taipei

Shirts: yellow

Time-outs: 28:56 / -

No	Name	Gen.	Pos	G/S	LD	MD	ND	R-in	FP	Pen	Punishments		
											Y	YR	R
1	LIN Ya-Wen	F	A	4/7	1/3	1/1			1/2	1/1			
3	CHO Ya-Hui	F	A	1/4	0/1		1/1	0/2					
4	WU Pei-Yun	F	D	3/12	0/5	0/2	1/1		2/4				
5	CHEN Cin	F											
7	CHANG Shu-Chi	F		0/2		0/1			0/1				
9	LO Kai-Yeh	F	D	2/2	1/1	1/1							
10	CHAN Ya-Han	F		0/2		0/1	0/1						
11	CHEN Yuan-Hao	M		1/3		1/3							
12	CHANG Chieh-Sheng	M	D	0/3	0/3								
13	CHIU Shao-En	M		1/5	0/2	1/1		0/2					
15	CHEN Chun-Ta	M	A	1/4	1/2	0/1	0/1						
17	KAO Chen-Yu	M	D	1/4		0/2	1/1	0/1					
18	TSAI Tsung-Yu	M	A	0/4	0/1	0/1	0/2						
20	HSU Ching-Chen	M		2/5		0/1	0/1	1/2		1/1			
Team / Coach													
Totals				16/57	3/18	4/15	3/8	1/7	3/7	2/2			
Head Coach: HSIEH Fang-Yi													
Assistant Coach: LIANG Jui-Hsin													

Running Score			
MIN	Score	Team No	
1	1-0	NED	12 VISSER M(Penalty shot)
1	2-0	NED	16 OUT A(Near)
2	3-0	NED	14 VISSCHER H(Long)
8	3-1	TPE	4 WU PY(Near)
8	4-1	NED	16 OUT A(Long)
9	5-1	NED	16 OUT A(Medium)
9	5-2	TPE	9 LO KY(Medium)
9	6-2	NED	8 BOADI D(Long)
9	6-3	TPE	1 LIN YW(Long)
10	7-3	NED	9 HOEK F(Long)
10	7-4	TPE	4 WU PY(Free pass)
10	8-4	NED	8 BOADI D(Long)
10	8-5	TPE	15 CHEN CT(Long)
10	9-5	NED	11 van WIJNGAARDEN O(Penalty shot)
11	10-5	NED	14 VISSCHER H(Running-In)
12	11-5	NED	13 FABER R(Long)
14	11-6	TPE	1 LIN YW(Free pass)
14	12-6	NED	9 HOEK F(Penalty shot)
14	12-7	TPE	9 LO KY(Long)
14	13-7	NED	8 BOADI D(Long)
15	13-8	TPE	3 CHO YH(Near)
15	14-8	NED	16 OUT A(Medium)
16	14-9	TPE	17 KAO CY(Near)
17	14-10	TPE	4 WU PY(Free pass)
17	15-10	NED	16 OUT A(Medium)
18	15-11	TPE	1 LIN YW(Penalty shot)
19	16-11	NED	13 FABER R(Penalty shot)
20	17-11	NED	1 LOKHORST J(Medium)
21	18-11	NED	12 VISSER M(Long)
23	19-11	NED	11 van WIJNGAARDEN O(Penalty shot)
23	19-12	TPE	11 CHEN YH(Medium)
24	19-13	TPE	20 HSU CC(Penalty shot)
25	20-13	NED	9 HOEK F(Running-In)
26	21-13	NED	12 VISSER M(Penalty shot)
26	22-13	NED	8 BOADI D(Running-In)
27	23-13	NED	14 VISSCHER H(Long)
27	24-13	NED	9 HOEK F(Long)
28	25-13	NED	16 OUT A(Medium)
29	26-13	NED	14 VISSCHER H(Penalty shot)
30	26-14	TPE	20 HSU CC(Running-In)
32	27-14	NED	16 OUT A(Near)
33	28-14	NED	3 BOERHOUT N(Long)
33	28-15	TPE	1 LIN YW(Medium)
34	29-15	NED	14 VISSCHER H(Long)
37	30-15	NED	11 van WIJNGAARDEN O(Penalty shot)
38	31-15	NED	3 BOERHOUT N(Running-In)
39	32-15	NED	18 FRIESWIJK J(Long)
39	33-15	NED	14 VISSCHER H(Medium)
40	33-16	TPE	13 CHIU SE(Medium)

Legend:

(C)	Captain	A	Attack	D	Defense	F	Female	FP	Free Pass	Gen	Gender
G/S	Goals/Shots	LD	Long Distance	M	Male	MD	Medium Distance	MIN	Minutes played	ND	Near Distance
No	Number	Pen	Penalty	Pos	Starting Position	R-in	Running-in	R	Direct Red Card	Y	Yellow Card
YR	Yellow+Red Card										

REVISED

Teamname for NED updated

Timing and Results provided by Tissot

KBLXTEAM8-----GPA-000300--_73 v3.0

Report Created WED 8 OCT 2025 13:23

Page 1 / 1



Start List

REVISED
10 AUG 15:33

Game No: 10

CHN vs NED

Referees: GANDIA PEREZ Olga (ESP) / LIAO Wei-Chieh (TPE)

Reserve Referee: JONES Steve (GBR)

CHN - People's Republic of China

Shirts: white

No	Name	Gender	Pos	GP	MPG	GPG
2	ZHAO Jing (C)	Female	D	2	39:34	3.0
6	FU Yuran	Female	A	2	25:00	0.0
8	HU Yuxuan	Female	A	2	40:00	1.5
10	ZHANG Yuzhu	Female	D	2	5:10	
11	ZHANG Dongjie	Male	D	2	31:09	0.5
12	FAN Yuguo	Male	D	2	16:29	0.5
19	LI Xuyang	Male	A	2	9:32	0.5
20	SHEN Ruiyang	Male	A	2	8:50	1.0
1	ZHANG Xin	Female		2	27:05	1.5
3	WANG Qing	Female		2	23:10	0.0
5	LI Xin	Female		2		
14	WANG Xi	Male		2	30:27	1.0
15	SUN Jingyuan	Male		2	30:27	1.5
17	XIAO Fei	Male		2	33:03	0.5

Head Coach: MA Xiangcheng

Assistant Coach: WANG Tao / CRUM Bernard (NED)

CHN Played

PR	TPE	14-28
PR	POR	9-21
PR	NED	10 AUG

NED - Netherlands

Shirts: orange

No	Name	Gender	Pos	GP	MPG	GPG
2	CORDUS Esther (C)	Female	A	2	15:05	0.5
3	BOERHOUT Nikki	Female	A	2	20:05	3.5
8	BOADI Danielle	Female	D	2	19:55	2.5
10	VERHOEF Sabine	Female	D	2	25:00	1.0
13	FABER Ran	Male	D	2	18:15	1.0
14	VISSCHER Harjan	Male	D	2	18:24	4.0
16	OUT Alwin	Male	A	2	20:36	5.0
18	FRIESWIJK Julian	Male	A	2	16:44	1.5
1	LOKHORST Jessica	Female		2	19:55	1.0
9	HOEK Fleur	Female		2	20:13	3.5
11	VAN WIJNGAARDEN Olav	Male		2	25:13	2.0
12	VISSER Marije	Female		2	19:46	2.5
15	DE VRIES Carlo	Male		2	20:12	1.5
19	OPPE Bo	Male		2	20:34	1.5

Head Coach: KORPORAAL Ard

Assistant Coach: SCHORN-JONKMAN Samantha / BRAUNSTAHL Leon

NED Played

PR	POR	29-12
PR	TPE	33-16
PR	CHN	10 AUG

Note:

Players above the bold line are in the starting lineup.

Legend:

A Attack **CL** Consolation Semifinal **D** Defense **GG** Golden Goal **GPG** Goals per Game
GP Games Played **MPG** Minutes played per Game **PR** Preliminary Round **Pos** Position

REVISED

Teamname for NED updated

Timing and Results provided by Tissot



SUN 10 AUG 2025
Start Time: 15:45

Preliminary Round - Group A

Results

REVISED
8 OCT 16:53

Game No: 10

CHN 9 - 35 NED
(2 - 10, 2 - 11, 2 - 8, 3 - 6)

Referees: GANDIA PEREZ Olga (ESP) / LIAO Wei-Chieh (TPE)
Reserve Referee: JONES Steve (GBR)

CHN - People's Republic of China

Shirts: white

Time-outs: 4:18 / -

No	Name	Gen.	Pos	G/S	LD	MD	ND	R-in	FP	Pen	Punishments		
											Y	YR	R
1	ZHANG Xin	F		0/1	0/1								
2	ZHAO Jing	F	D	4/16	1/4	0/7	2/3	0/1	1/1				
3	WANG Qing	F		0/7		0/6	0/1						
5	LI Xin	F											
6	FU Yuran	F	A	0/1		0/1							
8	HU Yuxuan	F	A	0/5	0/2	0/3							
10	ZHANG Yuzhu	F	D	0/2		0/2							
11	ZHANG Dongjie	M	D	0/4	0/1	0/3							
12	FAN Yuguo	M	D	0/10	0/2	0/8							
14	WANG Xi	M		0/3	0/2		0/1						
15	SUN Jingyuan	M		2/6	0/2	1/3	1/1						
17	XIAO Fei	M		1/10	1/8	0/2							
19	LI Xuyang	M	A	0/1	0/1								
20	SHEN Ruiyang	M	A	2/8	1/4	0/3		1/1					
Team / Coach													
Totals				9/74	3/27	1/38	3/6	1/2	1/1				
Head Coach: MA Xiangcheng													
Assistant Coach: WANG Tao / CRUM Bernard (NED)													

NED - Netherlands

Shirts: orange

Time-outs: - / -

No	Name	Gen.	Pos	G/S	LD	MD	ND	R-in	FP	Pen	Punishments		
											Y	YR	R
1	LOKHORST Jessica	F		0/3		0/2	0/1						
2	CORDUS Esther	F	A	5/14	0/2	2/4	3/7	0/1					
3	BOERHOUT Nikki	F	A	4/12	0/2	2/7	1/2	1/1					
8	BOADI Danielle	F	D	4/11	1/6	2/4		1/1					
9	HOEK Fleur	F		1/2	0/1	1/1							
10	VERHOEF Sabine	F	D	3/6	0/2	2/3				1/1			
11	VAN WIJNGAARDEN Olav	M		0/3	0/3								
12	VISSER Marije	F		5/11	3/7	1/3		1/1					
13	FABER Ran	M	D	0/8	0/2	0/5	0/1						
14	VISSCHER Harjan	M	D	3/11	1/4	1/5	1/2						
15	DE VRIES Carlo	M		0/9	0/5	0/3	0/1						
16	OUT Alwin	M	A	5/19	4/12	1/6	0/1						
18	FRIESWIJK Julian	M	A	3/15	2/6	1/8	0/1						
19	OPPE Bo	M		2/10	1/5	0/2	0/1	0/1		1/1			
Team / Coach													
Totals				35/134	12/57	13/53	5/17	3/5		2/2			
Head Coach: KORPORAAL Ard													
Assistant Coach: SCHORN-JONKMAN Samantha / BRAUNSTAHL Leon													

Running Score			
MIN	Score	Team No	
1	1-0	CHN 20	SHEN R(Running-In)
1	1-1	NED 16	OUT A(Medium)
2	1-2	NED 14	VISSCHER H(Long)
3	1-3	NED 14	VISSCHER H(Medium)
3	1-4	NED 3	BOERHOUT N(Medium)
4	1-5	NED 3	BOERHOUT N(Running-In)
5	1-6	NED 10	VERHOEF S(Medium)
6	1-7	NED 10	VERHOEF S(Medium)
7	1-8	NED 16	OUT A(Long)
8	1-9	NED 2	CORDUS E(Near)
8	1-10	NED 8	BOADI D(Long)
9	2-10	CHN 2	ZHAO J(Near)
11	2-11	NED 18	FRIESWIJK J(Long)
12	2-12	NED 2	CORDUS E(Near)
13	2-13	NED 14	VISSCHER H(Near)
14	2-14	NED 10	VERHOEF S(Penalty shot)
14	3-14	CHN 20	SHEN R(Long)
14	3-15	NED 16	OUT A(Long)
14	3-16	NED 8	BOADI D(Running-In)
15	3-17	NED 8	BOADI D(Medium)
16	3-18	NED 2	CORDUS E(Medium)
16	3-19	NED 3	BOERHOUT N(Medium)
18	3-20	NED 8	BOADI D(Medium)
19	4-20	CHN 2	ZHAO J(Free pass)
20	4-21	NED 16	OUT A(Long)
21	4-22	NED 3	BOERHOUT N(Near)
22	5-22	CHN 2	ZHAO J(Long)
24	5-23	NED 12	VISSER M(Long)
24	6-23	CHN 15	SUN J(Medium)
25	6-24	NED 18	FRIESWIJK J(Long)
28	6-25	NED 19	OPPE B(Penalty shot)
29	6-26	NED 19	OPPE B(Long)
29	6-27	NED 18	FRIESWIJK J(Medium)
30	6-28	NED 16	OUT A(Long)
30	6-29	NED 12	VISSER M(Long)
36	6-30	NED 12	VISSER M(Medium)
37	6-31	NED 2	CORDUS E(Medium)
38	6-32	NED 2	CORDUS E(Near)
38	7-32	CHN 2	ZHAO J(Near)
39	8-32	CHN 17	XIAO F(Long)
39	9-32	CHN 15	SUN J(Near)
40	9-33	NED 9	HOEK F(Medium)
40	9-34	NED 12	VISSER M(Long)
40	9-35	NED 12	VISSER M(Running-In)

Legend:

(C)	Captain	A	Attack	D	Defense	F	Female	FP	Free Pass	Gen	Gender
G/S	Goals/Shots	LD	Long Distance	M	Male	MD	Medium Distance	MIN	Minutes played	ND	Near Distance
No	Number	Pen	Penalty	Pos	Starting Position	R-in	Running-in	R	Direct Red Card	Y	Yellow Card
YR	Yellow+Red Card										

REVISED

Teamname for NED updated

Timing and Results provided by Tissot

KBLXTEAM8-----GPA-000600--_73 v2.0

Report Created WED 8 OCT 2025 16:53

Page 1 / 1



Start List

Game No: 12

POR vs TPE

Referees: GANDIA PEREZ Olga (ESP) / JONES Steve (GBR)

Reserve Referee: FREDERICKSON Megan Elizabeth (AUS)

POR - Portugal

Shirts: black

No	Name	Gender	Pos	GP	MPG	GPG
2	FRADE Catarina	Female	D	2	33:25	3.0
4	COSTA RUIVO Luise (C)	Female	D	2	24:11	0.5
5	SANTOS Ines	Female	A	2	28:09	1.0
7	CORREIA Catarina	Female	A	2	30:13	1.5
10	LUZ Tiago	Male	D	2	30:20	1.5
12	LOURENCO Afonso	Male	D	2	27:58	2.0
15	AYRES Jean	Male	A	2	30:13	2.5
16	RUIVO Julio	Male	A	2	26:18	2.5
1	RIBEIRO Celise	Female		2	0:56	0.0
6	PEREIRA Beatriz	Female		2	20:34	0.0
8	ROSA Beatriz	Female		2	21:48	0.0
9	LOURENCO Tomas	Male		2	15:48	0.0
11	FERNANDES Hugo	Male		2	6:34	0.5
14	FERRO Tiago	Male		2	23:28	1.5
Head Coach: ANTUNES Carla						
Assistant Coach: CORREIA Pedro						

POR Played

PR	NED	12-29
PR	CHN	21-9
PR	TPE	10 AUG

TPE - Chinese Taipei

Shirts: yellow

No	Name	Gender	Pos	GP	MPG	GPG
1	LIN Ya-Wen	Female	A	2	31:01	4.0
4	WU Pei-Yun	Female	D	2	21:55	2.5
5	CHEN Cin (C)	Female	D	2	17:53	1.0
9	LO Kai-Yeh	Female	A	2	28:56	4.0
12	CHANG Chieh-Sheng	Male	D	2	20:00	0.0
15	CHEN Chun-Ta	Male	A	2	22:00	0.5
17	KAO Chen-Yu	Male	D	2	22:37	0.5
18	TSAI Tsung-Yu	Male	A	2	32:25	0.5
3	CHO Ya-Hui	Female		2	24:31	3.0
7	CHANG Shu-Chi	Female		2	8:45	0.5
10	CHAN Ya-Han	Female		2	6:57	0.5
11	CHEN Yuan-Hao	Male		2	12:23	1.0
13	CHIU Shao-En	Male		2	15:34	1.5
20	HSU Ching-Chen	Male		2	15:00	2.5
Head Coach: HSIEH Fang-Yi						
Assistant Coach: LIANG Jui-Hsin						

TPE Played

PR	CHN	28-14
PR	NED	16-33
PR	POR	10 AUG

Note:
Players above the bold line are in the starting lineup.

Legend:
A Attack **CL** Consolation Semifinal **D** Defense **GG** Golden Goal **GPG** Goals per Game
GP Games Played **MPG** Minutes played per Game **PR** Preliminary Round **Pos** Position



Results

Game No: 12

POR 18 - 23 TPE (6 - 7, 3 - 4, 6 - 7, 3 - 5)

Referees: GANDIA PEREZ Olga (ESP) / JONES Steve (GBR)
Reserve Referee: FREDERICKSON Megan Elizabeth (AUS)

POR - Portugal

Shirts: black

Time-outs: 26:50 / 36:50

No	Name	Gen	Pos	G/S	LD	MD	ND	R-in	FP	Pen	Punishments		
											Y	YR	R
1	RIBEIRO Celise	F											
2	FRADE Catarina	F	D	5/9	0/2	1/2		1/1	1/2	2/2			
4	COSTA RUIVO Luise	F	D	2/8	0/3	1/4	1/1						
5	SANTOS Ines	F	A	4/13	0/3	2/5			1/4	1/1			
6	PEREIRA Beatriz	F											
7	CORREIA Catarina	F	A	2/9	0/1	0/3	0/2	0/1		2/2			
8	ROSA Beatriz	F											
9	LOURENCO Tomas	M											
10	LUZ Tiago	M	D	0/11	0/7	0/1	0/2	0/1					
11	FERNANDES Hugo	M		0/1	0/1								
12	LOURENCO Afonso	M	D	2/8	0/4	0/1	0/1			2/2			
14	FERRO Tiago	M		1/10	0/6	0/3				1/1			
15	AYRES Jean	M	A	2/8	0/1	1/4	0/2	1/1					
16	RUIVO Julio	M	A	0/12	0/8	0/4							
Team / Coach													
Totals				18/89	0/36	5/27	1/8	2/4	2/6	8/8			
Head Coach: ANTUNES Carla													
Assistant Coach: CORREIA Pedro													

TPE - Chinese Taipei

Shirts: yellow

Time-outs: - / -

No	Name	Gen	Pos	G/S	LD	MD	ND	R-in	FP	Pen	Punishments		
											Y	YR	R
1	LIN Ya-Wen	F	A	5/16	1/2	2/11			2/3				
3	CHO Ya-Hui	F											
4	WU Pei-Yun	F	D	9/14	5/6	1/3	0/2	2/2		1/1			
5	CHEN Cin	F	D	1/3		1/3							
7	CHANG Shu-Chi	F											
9	LO Kai-Yeh	F	A	5/12	0/1	3/5	1/1	1/3		0/2			
10	CHAN Ya-Han	F											
11	CHEN Yuan-Hao	M											
12	CHANG Chieh-Sheng	M	D	1/8	0/4	1/4							
13	CHIU Shao-En	M											
15	CHEN Chun-Ta	M	A	1/8	1/3	0/5							
17	KAO Chen-Yu	M	D	0/2	0/1	0/1							
18	TSAI Tsung-Yu	M	A	1/2		0/1				1/1			
20	HSU Ching-Chen	M											
Team / Coach													
Totals				23/65	7/17	8/33	1/3	3/5	2/3	2/4			
Head Coach: HSIEH Fang-Yi													
Assistant Coach: LIANG Jui-Hsin													

Running Score			
MIN	Score	Team No	
1	0-1	TPE	9 LO KY(Medium)
1	0-2	TPE	1 LIN YW(Free pass)
2	1-2	POR	2 FRADE C(Penalty shot)
2	1-3	TPE	5 CHEN C(Medium)
3	1-4	TPE	1 LIN YW(Medium)
3	2-4	POR	5 SANTOS I(Penalty shot)
4	3-4	POR	4 COSTA RUIVO L(Near)
4	3-5	TPE	4 WU PY(Long)
6	4-5	POR	15 AYRES J(Running-In)
7	4-6	TPE	1 LIN YW(Long)
8	5-6	POR	2 FRADE C(Running-In)
9	5-7	TPE	4 WU PY(Medium)
10	6-7	POR	5 SANTOS I(Medium)
13	6-8	TPE	9 LO KY(Running-In)
13	7-8	POR	12 LOURENCO A(Penalty shot)
14	7-9	TPE	4 WU PY(Long)
15	8-9	POR	15 AYRES J(Medium)
15	8-10	TPE	18 TSAI TY(Penalty shot)
16	8-11	TPE	4 WU PY(Long)
17	9-11	POR	2 FRADE C(Medium)
22	9-12	TPE	1 LIN YW(Medium)
23	10-12	POR	5 SANTOS I(Medium)
24	11-12	POR	2 FRADE C(Free pass)
24	11-13	TPE	4 WU PY(Running-In)
24	12-13	POR	5 SANTOS I(Free pass)
25	12-14	TPE	9 LO KY(Near)
25	12-15	TPE	4 WU PY(Penalty shot)
25	13-15	POR	12 LOURENCO A(Penalty shot)
26	13-16	TPE	9 LO KY(Medium)
27	13-17	TPE	1 LIN YW(Free pass)
27	14-17	POR	4 COSTA RUIVO L(Medium)
30	14-18	TPE	4 WU PY(Long)
30	15-18	POR	14 FERRO T(Penalty shot)
32	16-18	POR	7 CORREIA C(Penalty shot)
34	16-19	TPE	12 CHANG CS(Medium)
34	16-20	TPE	4 WU PY(Long)
35	16-21	TPE	9 LO KY(Medium)
36	17-21	POR	7 CORREIA C(Penalty shot)
37	17-22	TPE	4 WU PY(Running-In)
37	18-22	POR	2 FRADE C(Penalty shot)
37	18-23	TPE	15 CHEN CT(Long)

Legend:

(C)	Captain	A	Attack	D	Defense	F	Female	FP	Free Pass	Gen	Gender
G/S	Goals/Shots	LD	Long Distance	M	Male	MD	Medium Distance	MIN	Minutes played	ND	Near Distance
No	Number	Pen	Penalty	Pos	Starting Position	R-in	Running-in	R	Direct Red Card	Y	Yellow Card
YR	Yellow+Red Card										



TWG
2025
CHENGDU



LACROSSE

RESULTS BOOK

TABLE OF CONTENTS



31	Lacrosse	3580
31.1	Table of Contents	3581
31.2	Competition Schedule	3586
31.3	Daily Schedule	3587
31.3.1	Daily Schedule 07.08.2025	3587
31.3.2	Daily Schedule 08.08.2025	3588
31.3.3	Daily Schedule 09.08.2025	3589
31.3.4	Daily Schedule 10.08.2025	3590
31.3.5	Daily Schedule 11.08.2025	3591
31.4	Medallists by Event	3592
31.5	Medal Standings	3593
31.6	Women	3594
31.6.1	Team Roster	3595
31.6.1.1	Team Roster - AUS	3595
31.6.1.2	Team Roster - CAN	3596
31.6.1.3	Team Roster - CHN	3597
31.6.1.4	Team Roster - CZE	3598
31.6.1.5	Team Roster - GBR	3599
31.6.1.6	Team Roster - IRL	3600
31.6.1.7	Team Roster - JPN	3601
31.6.1.8	Team Roster - USA	3602
31.6.2	Tournament Summary	3603
31.6.3	Cumulative Statistics	3605
31.6.3.1	Cumulative Statistics - AUS	3605
31.6.3.2	Cumulative Statistics - CAN	3606
31.6.3.3	Cumulative Statistics - CHN	3607
31.6.3.4	Cumulative Statistics - CZE	3608
31.6.3.5	Cumulative Statistics - GBR	3609
31.6.3.6	Cumulative Statistics - IRL	3610
31.6.3.7	Cumulative Statistics - JPN	3611
31.6.3.8	Cumulative Statistics - USA	3612
31.6.4	Medallists	3613
31.6.5	Finals	3614
31.6.5.1	7th Place Game #13	3614
31.6.5.1.1	Start List IRL - CHN	3614
31.6.5.1.2	Results IRL - CHN	3615
31.6.5.2	5th Place Game #14	3616

RESULTS BOOK


TABLE OF CONTENTS

31.6.5.2.1	Start List GBR - CZE	3616
31.6.5.2.2	Results GBR - CZE	3617
31.6.5.3	Bronze Medal Game #17	3618
31.6.5.3.1	Start List AUS - JPN	3618
31.6.5.3.2	Results AUS - JPN	3619
31.6.5.4	Gold Medal Game #18	3620
31.6.5.4.1	Start List CAN - USA	3620
31.6.5.4.2	Results CAN - USA	3621
31.6.6	Semifinals	3622
31.6.6.1	Game #16	3622
31.6.6.1.1	Start List USA - JPN	3622
31.6.6.1.2	Results USA - JPN	3623
31.6.6.2	Game #15	3624
31.6.6.2.1	Start List CAN - AUS	3624
31.6.6.2.2	Results CAN - AUS	3625
31.6.7	Preliminary Round - Group B	3626
31.6.7.1	Game #1	3626
31.6.7.1.1	Start List USA - IRL	3626
31.6.7.1.2	Results USA - IRL	3627
31.6.7.2	Game #3	3628
31.6.7.2.1	Start List CZE - AUS	3628
31.6.7.2.2	Results CZE - AUS	3629
31.6.7.3	Game #6	3630
31.6.7.3.1	Start List AUS - USA	3630
31.6.7.3.2	Results AUS - USA	3631
31.6.7.4	Game #7	3632
31.6.7.4.1	Start List IRL - CZE	3632
31.6.7.4.2	Results IRL - CZE	3633
31.6.7.5	Game #9	3634
31.6.7.5.1	Start List USA - CZE	3634
31.6.7.5.2	Results USA - CZE	3635
31.6.7.6	Game #11	3636
31.6.7.6.1	Start List AUS - IRL	3636
31.6.7.6.2	Results AUS - IRL	3637
31.6.8	Preliminary Round - Group A	3638
31.6.8.1	Game #2	3638
31.6.8.1.1	Start List CAN - JPN	3638
31.6.8.1.2	Results CAN - JPN	3639
31.6.8.2	Game #4	3640
31.6.8.2.1	Start List CHN - GBR	3640
31.6.8.2.2	Results CHN - GBR	3641
31.6.8.3	Game #5	3642
31.6.8.3.1	Start List GBR - CAN	3642
31.6.8.3.2	Results GBR - CAN	3643

RESULTS BOOK

TABLE OF CONTENTS

31.6.8.4	Game #8	3644
31.6.8.4.1	Start List JPN - CHN	3644
31.6.8.4.2	Results JPN - CHN	3645
31.6.8.5	Game #10	3646
31.6.8.5.1	Start List CAN - CHN	3646
31.6.8.5.2	Results CAN - CHN	3647
31.6.8.6	Game #12	3648
31.6.8.6.1	Start List GBR - JPN	3648
31.6.8.6.2	Results GBR - JPN	3649



Competition Schedule

As of SUN 10 AUG 2025

Date	Start Time	Estimated Finish Time	Game No.	Phase	Teams
THU 7 AUG	9:00	10:00	1	Preliminary Round - Group B	USA vs IRL
	10:30	11:30	2	Preliminary Round - Group A	CAN vs JPN
	13:00	14:00	3	Preliminary Round - Group B	CZE vs AUS
	14:30	15:30	4	Preliminary Round - Group A	CHN vs GBR
FRI 8 AUG	9:00	10:00	5	Preliminary Round - Group A	GBR vs CAN
	10:30	11:30	6	Preliminary Round - Group B	AUS vs USA
	13:00	14:00	7	Preliminary Round - Group B	IRL vs CZE
	14:30	15:30	8	Preliminary Round - Group A	JPN vs CHN
SAT 9 AUG	9:00	10:00	9	Preliminary Round - Group B	USA vs CZE
	10:30	11:30	10	Preliminary Round - Group A	CAN vs CHN
	13:00	14:00	11	Preliminary Round - Group B	AUS vs IRL
	14:30	15:30	12	Preliminary Round - Group A	GBR vs JPN
SUN 10 AUG	9:00	10:00	13	7th Place Game	IRL vs CHN
	11:30	12:30	14	5th Place Game	GBR vs CZE
	13:00	14:00	16	Semifinal	USA vs JPN
	14:30	15:30	15	Semifinal	CAN vs AUS
MON 11 AUG	10:00	11:00	17	Bronze Medal Game	AUS vs JPN
	11:30	12:30	18	Gold Medal Game	CAN vs USA



Daily Schedule

Start Time	Estimated Finish Time	Game No.	Event	Phase	Teams	Game Officials
9:00	10:00	1	Women	Preliminary Round - Group B	USA vs IRL	Head Official Officials OWEN L (GBR) GAGNE K (CAN) KRIWALL HUBNER A (GER)
10:30	11:30	2	Women	Preliminary Round - Group A	CAN vs JPN	Head Official Officials MACNEILL C (CAN) KRIWALL HUBNER A (GER) GAGNE K (CAN)
13:00	14:00	3	Women	Preliminary Round - Group B	CZE vs AUS	Head Official Officials TOLL C (CAN) LEAHY M (GBR) LOWRANCE J (USA)
14:30	15:30	4	Women	Preliminary Round - Group A	CHN vs GBR	Head Official Officials MANGOLD-DOERING A (GER) LOWRANCE J (USA) MORLEY K (AUS)



FRI 8 AUG 2025

Daily Schedule

Start Time	Estimated Finish Time	Game No.	Event	Phase	Teams	Game Officials
9:00	10:00	5	Women	Preliminary Round - Group A	GBR vs CAN	Head Official Officials GAGNE K (CAN) TOLL C (CAN) OWEN L (GBR)
10:30	11:30	6	Women	Preliminary Round - Group B	AUS vs USA	Head Official Officials LEAHY M (GBR) OWEN L (GBR) TOLL C (CAN)
13:00	14:00	7	Women	Preliminary Round - Group B	IRL vs CZE	Head Official Officials LOWRANCE J (USA) MACNEILL C (CAN) MANGOLD-DOERING A (GER)
14:30	15:30	8	Women	Preliminary Round - Group A	JPN vs CHN	Head Official Officials KRIWALL HUBNER A (GER) MORLEY K (AUS) MANGOLD-DOERING A (GER)



Daily Schedule

Start Time	Estimated Finish Time	Game No.	Event	Phase	Teams	Game Officials
9:00	10:00	9	Women	Preliminary Round - Group B	USA vs CZE	Head Official Officials MORLEY K (AUS) KRIWALL HUBNER A (GER) LEAHY M (GBR)
10:30	11:30	10	Women	Preliminary Round - Group A	CAN vs CHN	Head Official Officials LEAHY M (GBR) COULOMBE B (CAN) MORLEY K (AUS)
13:00	14:00	11	Women	Preliminary Round - Group B	AUS vs IRL	Head Official Officials OWEN L (GBR) GAGNE K (CAN) MACNEILL C (CAN)
14:30	15:30	12	Women	Preliminary Round - Group A	GBR vs JPN	Head Official Officials TOLL C (CAN) MACNEILL C (CAN) LOWRANCE J (USA)



Daily Schedule

Start Time	Estimated Finish Time	Game No.	Event	Phase	Teams	Game Officials
9:00	10:00	13	Women	7th Place Game	IRL vs CHN	Head Official Officials GAGNE K (CAN) MANGOLD-DOERING A (GER) MORLEY K (AUS)
11:30	12:30	14	Women	5th Place Game	GBR vs CZE	Head Official Officials LEAHY M (GBR) TOLL C (CAN) LOWRANCE J (USA)
13:00	14:00	16	Women	Semifinal	USA vs JPN	Head Official Officials MORLEY K (AUS) GAGNE K (CAN) MANGOLD-DOERING A (GER)
14:30	15:30	15	Women	Semifinal	CAN vs AUS	Head Official Officials KRIWALL HUBNER A (GER) MACNEILL C (CAN) OWEN L (GBR)



MON 11 AUG 2025

Daily Schedule

Start Time	Estimated Finish Time	Game No.	Event	Phase	Teams	Game Officials
10:00	11:00	17	Women	Bronze Medal Game	AUS vs JPN	Head Official Officials MACNEILL C (CAN) KRIWALL HUBNER A (GER) GAGNE K (CAN)
11:30	12:30	18	Women	Gold Medal Game	CAN vs USA	Head Official Officials TOLL C (CAN) LEAHY M (GBR) LOWRANCE J (USA)



Medallists by Event

As of MON 11 AUG 2025 at 12:29

After 1 of 1 Events

Event	Date	Medal	Name	NOC Code
Women	11 AUG 2025	GOLD	HUMPHREY Chloe	USA
			APUZZO Sam	
			MCCOOL Marie	
			WEEKS Cassidy	
			NORTH Charlotte	
			MASTROIANNI Ally	
			KENT Kenzie	
			SCANE Izzy	
			KENNEDY Ally	
			MORENO Taylor	
			DOLCE Shea	
			MASERA Ellie	
		SILVER	BLACK Lauren	CAN
			CORDINGLEY Aurora	
			WALKER-WELCH Brooklyn	
			DOBSON Kylea	
			EVANS Erica	
			CHILD Annabel	
			CHEVARIE Bianca	
			SPENCE Lauren	
			BAXTER Maddy	
			WILLIAMS Dylana	
			PERRONI Nicole	
			DEAN Jordan	
		BRONZE	KELLY Stephanie	AUS
			LANE Rebecca	
			THORNE Abby	
			NIELSEN Hannah	
			CUNNINGHAM Addie	
			PARKER Olivia	
			KWAS Theo	
			LEAVY Ocea	
			HIRON Ashtyn	
			LATCH Georgia	
			SUARES-JURY Mim	
			YU Bonnie	



Medal Standings

As of MON 11 AUG 2025 at 12:29

After 1 of 1 Events

Rank	NOC	Women				Rank by Total
		G	S	B	Tot	
1	USA - United States of America	1			1	=1
2	CAN - Canada		1		1	=1
3	AUS - Australia			1	1	=1
Total:		1	1	1	3	

Legend:

= Equal sign indicates that two or more countries share the same rank by total

B Bronze

G Gold

S Silver

Tot Total



LACROSSE

Women



Team Roster

As of WED 6 AUG 2025

AUS - Australia

Shirt Number	Name	Playing Position	Date of Birth	Age
1	KELLY Stephanie	Fieldplayer	5 AUG 1998	27
3	LANE Rebecca	Fieldplayer	9 SEP 1996	28
5	THORNE Abby	Fieldplayer	9 JUL 2002	23
7	NIELSEN Hannah (C)	Fieldplayer	28 NOV 1987	37
10	CUNNINGHAM Addie	Goalkeeper	14 SEP 1992	32
11	PARKER Olivia	Fieldplayer	3 JAN 1997	28
12	KWAS Theo	Fieldplayer	9 DEC 1995	29
15	LEAVY Ocea	Fieldplayer	3 FEB 2004	21
16	HIRON Ashtyn (C)	Fieldplayer	1 NOV 1996	28
20	LATCH Georgia	Fieldplayer	25 JUL 2002	23
21	SUARES-JURY Mim	Fieldplayer	26 APR 2006	19
22	YU Bonnie	Fieldplayer	9 JUN 2001	24

Team Officials:

Headcoach	DOWD Katrina
Assistant Coach	LEAVY Gavin
Doctor	HEYNEMAN David



Team Roster

As of WED 6 AUG 2025

CAN - Canada

Shirt Number	Name	Playing Position	Date of Birth	Age
2	BLACK Lauren	Fieldplayer	29 SEP 2003	21
5	CORDINGLEY Aurora	Fieldplayer	30 JUN 1999	26
7	WALKER-WELCH Brooklyn	Fieldplayer	17 FEB 2003	22
8	DOBSON Kylea	Fieldplayer	4 APR 2002	23
11	EVANS Erica (C)	Fieldplayer	9 APR 1996	29
16	CHILD Annabel	Fieldplayer	17 SEP 2002	22
21	CHEVARIE Bianca	Fieldplayer	17 FEB 2001	24
37	SPENCE Lauren	Goalkeeper	15 SEP 2003	21
49	BAXTER Maddy	Fieldplayer	25 DEC 2001	23
51	WILLIAMS Dylana	Fieldplayer	24 OCT 2003	21
88	PERRONI Nicole	Fieldplayer	8 AUG 2001	23
91	DEAN Jordan	Fieldplayer	31 MAR 2003	22

Team Officials:

Team Manager	RAYNER Tami
Headcoach	WILLIAMS Shawn
Assistant Coach	RANGER Katie
Doctor	BIAFORE Claire



Team Roster

As of WED 6 AUG 2025

CHN - People's Republic of China

Shirt Number	Name	Playing Position	Date of Birth	Age
2	CHENG Ling	Fieldplayer	13 FEB 2004	21
5	CHEN Lee	Fieldplayer	23 FEB 2005	20
7	ZOU Angela	Fieldplayer	29 MAY 2006	19
8	ZHANG Danni	Fieldplayer	28 SEP 2001	23
10	PENG Jing (C)	Fieldplayer	4 MAY 1992	33
12	ZHANG Yixin	Fieldplayer	9 DEC 2005	19
13	ZHOU Yunjiang	Fieldplayer	7 AUG 1993	31
17	ZHAO Xinyi	Fieldplayer	17 AUG 2005	19
23	YANG Becky	Goalkeeper	30 JUL 2002	23
32	YAO Saidong	Fieldplayer	5 FEB 1993	32
33	CAO Cancan	Fieldplayer	21 NOV 2004	20
77	JIA Cindy	Fieldplayer	7 JUL 2007	18

Team Officials:

Team Manager YUAN Yifan
Headcoach XIAO Xiao
Doctor HU Lihui



Team Roster

As of WED 6 AUG 2025

CZE - Czechia

Shirt Number	Name	Playing Position	Date of Birth	Age
3	KEYES Isabella	Fieldplayer	4 MAR 2006	19
6	DRBOHLAVOVA Veronika	Fieldplayer	19 DEC 2006	18
11	SEMERAKOVA Linda (C)	Fieldplayer	14 OCT 2003	21
12	SRCHOVA Michaela	Fieldplayer	19 JUL 1989	36
13	BARTUSKOVA Tereza	Fieldplayer	13 SEP 1994	30
14	JASKOVA Barbora	Fieldplayer	21 SEP 2001	23
15	KEYES Margaret	Fieldplayer	1 NOV 2007	17
17	LOTTMANN Anna	Fieldplayer	7 MAR 1991	34
18	MALINOVSKA Marketa	Fieldplayer	15 SEP 2000	24
23	NAJEMNIKOVA Katerina	Goalkeeper	12 JUN 2003	22
26	KODEROVA Barbora	Fieldplayer	2 OCT 2006	18
94	FISEROVA Marketa	Fieldplayer	24 FEB 2007	18

Team Officials:

Team Manager DRBOHLAVOVA Iveta
Headcoach ONDRACEK Adam



Team Roster

As of FRI 8 AUG 2025

GBR - Great Britain

Shirt Number	Name	Playing Position	Date of Birth	Age
1	WHITTINGTON Dylan	Goalkeeper	15 APR 2002	23
3	GREEN Cece	Fieldplayer	20 APR 2000	25
4	NEVILLE Anna	Fieldplayer	11 NOV 2001	23
6	OAKLEY Emma (C)	Fieldplayer	15 MAR 1995	30
7	GRAY Chess	Fieldplayer	26 FEB 1997	28
8	SAVAGE Emma	Fieldplayer	20 JUN 2002	23
10	GRAY Emily	Fieldplayer	8 FEB 1990	35
11	WIMPENNY Liv	Fieldplayer	8 DEC 1995	29
14	LOXTON Araminta	Fieldplayer	12 APR 2002	23
15	HART Lauren	Fieldplayer	29 SEP 2001	23
17	ROBERTSON Lottie	Fieldplayer	1 FEB 1998	27
25	CHANDLER Emilie	Goalkeeper	19 APR 1998	27

Team Officials:

Team Manager	NELSON-LEE Kate
Headcoach	STOTT Ailsa
Assistant Coach	ERB Erica (USA)
Assistant Coach	LALOR Rich
Doctor	JONES Andrew



Team Roster

As of FRI 8 AUG 2025

IRL - Ireland

Shirt Number	Name	Playing Position	Date of Birth	Age
2	HOWLETT Orla	Fieldplayer	6 NOV 2006	18
3	HARRIS Kendra	Fieldplayer	24 AUG 2007	17
7	EGAN Maggie (C)	Fieldplayer	11 JUL 1995	30
9	DURKIN Mairead	Fieldplayer	24 FEB 2000	25
12	BROSNAN Ava	Fieldplayer	20 SEP 2003	21
15	PETERSON Riley	Fieldplayer	20 OCT 2005	19
16	ANDERSEN Nonie (C)	Fieldplayer	3 APR 1997	28
21	WARD Rachel	Fieldplayer	28 OCT 1992	32
26	HEISLER Amelia	Fieldplayer	29 MAY 1997	28
36	SMITH Gillian	Fieldplayer	8 JAN 2004	21
40	CROSSON Haley	Goalkeeper	30 SEP 1996	28
42	ROSENZWEIG Gabby	Fieldplayer	19 APR 1998	27

Team Officials:

Headcoach	SMITH Meghan
Assistant Coach	CONWAY Catherine (USA)
Assistant Coach	FINNEGAN Kathleen (USA)
Doctor	NAGLE Allyson (USA)



Team Roster

As of WED 6 AUG 2025

JPN - Japan

Shirt Number	Name	Playing Position	Date of Birth	Age
1	FUJITA Runa (C)	Goalkeeper	25 DEC 1999	25
2	KAWAMURA Mao	Goalkeeper	30 JUL 2001	24
3	JONES Monika	Fieldplayer	9 DEC 2000	24
4	TOMURA Maika	Fieldplayer	7 FEB 2000	25
5	SAKURAI Miho	Fieldplayer	3 OCT 1998	26
6	KOBAYASHI Chisa	Fieldplayer	15 JUL 1996	29
7	TANAKA Nozomi	Fieldplayer	3 DEC 1995	29
8	HOSOUME Shihomi	Fieldplayer	16 MAY 1994	31
9	NAKAZAWA Negai	Fieldplayer	12 NOV 2003	21
10	ODA Atsuko	Fieldplayer	16 JUN 2003	22
11	NAKAZAWA Kokoro	Fieldplayer	27 OCT 2001	23
12	KAWAI Nene	Fieldplayer	28 FEB 2002	23

Team Officials:

Team Manager

MIYAZAWA Asuka

Headcoach

NAGASHIMA Masakazu

Doctor

TERADA Ryohei



Team Roster

As of WED 6 AUG 2025

USA - United States of America

Shirt Number	Name	Playing Position	Date of Birth	Age
1	HUMPHREY Chloe	Fieldplayer	5 MAR 2005	20
2	APUZZO Sam (C)	Fieldplayer	12 SEP 1997	27
4	MCCOOL Marie (C)	Fieldplayer	19 SEP 1996	28
6	WEEKS Cassidy	Fieldplayer	29 JAN 2000	25
8	NORTH Charlotte	Fieldplayer	3 MAR 1999	26
12	MASTROIANNI Ally	Fieldplayer	12 JAN 1999	26
14	KENT Kenzie	Fieldplayer	13 MAR 1996	29
27	SCANE Izzy	Fieldplayer	15 JUN 2000	25
30	KENNEDY Ally	Fieldplayer	16 MAY 1998	27
42	MORENO Taylor	Goalkeeper	21 AUG 1998	26
88	DOLCE Shea	Goalkeeper	17 MAR 2004	21
99	MASERA Ellie	Fieldplayer	24 JUL 2002	23

Team Officials:

Team Manager	MEEHAN Sarah
Headcoach	MUNDAY Lindsey
Doctor	HOLMES Ashley
Doctor	MCKEAG Ian



Tournament Summary

As of MON 11 AUG 2025 at 12:28

Preliminary Round

Phase	Match No.	Teams	Start Time	Final	1st Quarter	2nd Quarter	3rd Quarter	4th Quarter	End of Regulation
Preliminary Round - Group B	1	USA - IRL	9:00	32 - 11	12 - 2	8 - 4	7 - 3	5 - 2	
Preliminary Round - Group A	2	CAN - JPN	10:30	20 - 5	7 - 3	5 - 1	4 - 0	4 - 1	
Preliminary Round - Group B	3	CZE - AUS	13:00	10 - 23	3 - 4	2 - 6	2 - 7	3 - 6	
Preliminary Round - Group A	4	CHN - GBR	14:30	2 - 24	0 - 10	0 - 5	1 - 4	1 - 5	
Preliminary Round - Group A	5	GBR - CAN	9:00	10 - 14	2 - 3	3 - 3	1 - 4	4 - 4	
Preliminary Round - Group B	6	AUS - USA	10:30	13 - 25	4 - 7	2 - 6	1 - 10	6 - 2	
Preliminary Round - Group B	7	IRL - CZE	13:00	10 - 16	2 - 4	2 - 4	3 - 2	3 - 6	
Preliminary Round - Group A	8	JPN - CHN	14:30	18 - 3	6 - 0	5 - 1	4 - 1	3 - 1	
Preliminary Round - Group B	9	USA - CZE	9:00	32 - 8	5 - 2	9 - 2	11 - 2	7 - 2	
Preliminary Round - Group A	10	CAN - CHN	10:30	25 - 0	10 - 0	8 - 0	2 - 0	5 - 0	
Preliminary Round - Group B	11	AUS - IRL	13:00	18 - 7	3 - 1	5 - 1	5 - 0	5 - 5	
Preliminary Round - Group A	12	GBR - JPN	14:30	10 - 15	3 - 3	2 - 4	2 - 4	3 - 4	

Preliminary Round

Group A

Rank	Team	Pts	MP	W	L	GF	GA	Diff.	Team	CAN	JPN	GBR	CHN
1	CAN	3	3	3	0	59	15	44	CAN		20 - 5	14 - 10	25 - 0
2	JPN	2	3	2	1	38	33	5	JPN	5 - 20		15 - 10	18 - 3
3	GBR	1	3	1	2	44	31	13	GBR	10 - 14	10 - 15		24 - 2
4	CHN	0	3	0	3	5	67	-62	CHN	0 - 25	3 - 18	2 - 24	

Group B

Rank	Team	Pts	MP	W	L	GF	GA	Diff.	Team	USA	AUS	CZE	IRL
1	USA	3	3	3	0	89	32	57	USA		25 - 13	32 - 8	32 - 11
2	AUS	2	3	2	1	54	42	12	AUS	13 - 25		23 - 10	18 - 7
3	CZE	1	3	1	2	34	65	-31	CZE	8 - 32	10 - 23		16 - 10
4	IRL	0	3	0	3	28	66	-38	IRL	11 - 32	7 - 18	10 - 16	

Final Round

Phase	Match No.	Teams	Start Time	Final	1st Quarter	2nd Quarter	3rd Quarter	4th Quarter	End of Regulation
7th Place Game	13	IRL - CHN	9:00	19 - 5	2 - 0	5 - 2	7 - 0	5 - 3	
5th Place Game	14	GBR - CZE	11:30	20 - 11	8 - 2	3 - 3	2 - 3	7 - 3	
Semifinal	16	USA - JPN	13:00	24 - 10	6 - 3	7 - 3	6 - 1	5 - 3	
Semifinal	15	CAN - AUS	14:30	21 - 4	3 - 0	6 - 1	5 - 1	7 - 2	
Bronze Medal Game	17	AUS - JPN	10:00	13 - 12	3 - 2	1 - 3	3 - 4	5 - 3	(1.OT) 12 - 12
Gold Medal Game	18	CAN - USA	11:30	8 - 16	3 - 7	1 - 3	1 - 4	3 - 2	



Tournament Summary

As of MON 11 AUG 2025 at 12:28

Semifinals

Gold Medal Match

Final Standings

CAN - 21

Game 15, 10 AUG

AUS - 4

CAN - 8

Game 18, 11 AUG

USA - 24

Game 16, 10 AUG

JPN - 10

USA - Gold
CAN - Silver

USA - 16

Gold
Silver
Bronze

Rank	Team
1	USA - United States of America
2	CAN - Canada
3	AUS - Australia
4	JPN - Japan
5	GBR - Great Britain
6	CZE - Czechia
7	IRL - Ireland
8	CHN - People's Republic of China

Bronze Medal Match

AUS - 13

Game 17, 11 AUG

JPN - 12

AUS - Bronze
JPN - 4th

Classification 5th/6th Place

GBR - 20

Game 14, 10 AUG

CZE - 11

GBR - 5th
CZE - 6th

Classification 7th/8th Place

IRL - 19

Game 13, 10 AUG

CHN - 5

IRL - 7th
CHN - 8th

Legend:

Diff. Goal Difference
L Lost
OT Overtime

GA Goals Against
MP Matches Played
Pts Points

GF Goals For
No. Number
W Won



Cumulative Statistics

AUS - Australia

After 5 games

Coach: DOWD Katrina

Players		Pos.	MP	Total Shots		Ass.	Pts.	SOG	GB	TO	DC	Penalties			
No.	Name			G/S	%							GC	YC	RC	PIM
1	KELLY Stephanie	FP	5	7/13	53.85	2	9	10		8					
3	LANE Rebecca	FP	5	1/4	25.00	3	4	3	3	2	0	2			1:00
5	THORNE Abby	FP	5	1/1	100.00		1	1	2			1			0:30
7	NIELSEN Hannah	FP	5	7/18	38.89	12	19	17	1	14	1	1		1	2:30
10	CUNNINGHAM Addie	GK	5			8	8		4	4			1		1:00
11	PARKER Olivia	FP	5	3/6	50.00	1	4	5	4	4	5	3	1		2:30
12	KWAS Theo	FP	5	3/13	23.08	3	6	9	2	2					
15	LEAVY Ocea	FP	5	5/11	45.45		5	8	4	7		1			0:30
16	HIRON Ashtyn	FP	5	4/11	36.36	7	11	9	2	6		5	1		3:30
20	LATCH Georgia	FP	5	18/37	48.65	7	25	28	6	7					
21	SUARES-JURY Mim	FP	5	12/21	57.14	4	16	19	4	6		4	1		3:00
22	YU Bonnie	FP	5	10/20	50.00	6	16	17	4	7		4	1		3:00
Totals				71/156	45.51	53	124	126	36	67	6	21	5	1	17:30

Goalkeepers		MP	Total Saves	
No.	Name		S/S	%
10	CUNNINGHAM Addie	5	43/118	36.44

Legend:

Ass.	Assists	DC	Draw Controls	FP	Field Player	G/S	Goals/Shots	GB	Ground Ball	GC	Green Card
GK	Goalkeeper	G/S	Goals/Shots	MP	Matches Played	No.	Number	PIM	Penalties in Minutes	Pos.	Playing Position
Pts.	Goals+Assists	RC	Red Card	SOG	Shots on Goal	S/S	Saves/Shots	TO	Turnovers	YC	Yellow Card

Timing and Results provided by Tissot



Cumulative Statistics

CAN - Canada

After 5 games

Coach: WILLIAMS Shawn

Players		Pos.	MP	Total Shots		Ass.	Pts.	SOG	GB	TO	DC	Penalties			
No.	Name			G/S	%							GC	YC	RC	PIM
2	BLACK Lauren	FP	5	7/12	58.33	1	8	11	2	4		2	1		2:00
5	CORDINGLEY Aurora	FP	5	4/13	30.77	10	14	7	2	10					
7	WALKER-WELCH Brooklyn	FP	5	5/12	41.67	6	11	10	2	5			2		2:00
8	DOBSON Kylea	FP	5	2/11	18.18	6	8	9	4	4			1		2:00
11	EVANS Erica	FP	5	17/29	58.62	9	26	24	3	9					
16	CHILD Annabel	FP	5	14/21	66.67	13	27	18	3	4					
21	CHEVARIE Bianca	FP	5	0/1	0.00	4	4	1	3	2		5	1		3:30
37	SPENCE Lauren	GK	5			1	1		2	1					
49	BAXTER Maddy	FP	5	9/15	60.00	5	14	12	4	6					
51	WILLIAMS Dylana	FP	5	13/24	54.17	3	16	23		2					
88	PERRONI Nicole	FP	5	15/28	53.57	6	21	23	3	7		1	1		1:30
91	DEAN Jordan	FP	5	2/7	28.57	4	6	5	2	3	7	3		1	3:30
Totals				88/173	50.87	69	157	143	30	57	7	13	6	1	14:30

Goalkeepers		MP	Total Saves	
No.	Name		S/S	%
37	SPENCE Lauren	5	51/86	59.30

Legend:

Ass.	Assists	DC	Draw Controls	FP	Field Player	G/S	Goals/Shots	GB	Ground Ball	GC	Green Card
GK	Goalkeeper	G/S	Goals/Shots	MP	Matches Played	No.	Number	PIM	Penalties in Minutes	Pos.	Playing Position
Pts.	Goals+Assists	RC	Red Card	SOG	Shots on Goal	S/S	Saves/Shots	TO	Turnovers	YC	Yellow Card

Timing and Results provided by Tissot



Cumulative Statistics

CHN - People's Republic of China

After 4 games

Coach: XIAO Xiao

No.	Name	Pos.	MP	Total Shots		Ass.	Pts.	SOG	GB	TO	DC	Penalties			
				G/S	%							GC	YC	RC	PIM
2	CHENG Ling	FP	4	0/1	0.00	1	1	1		3		3	1		2:30
5	CHEN Lee	FP	4	3/11	27.27	2	5	8	1	8		2	2		3:00
7	ZOU Angela	FP	4	1/7	14.29	1	2	6		12					
8	ZHANG Danni	FP	4	0/1	0.00				1	3		1			0:30
10	PENG Jing	FP	4	2/16	12.50		2	14	4	9	1	1	2		2:30
12	ZHANG Yixin	FP	4	1/3	33.33		1	3		4		1			0:30
13	ZHOU Yunjiang	FP	4	0/3	0.00			2		5		3			1:30
17	ZHAO Xinyi	FP	4	1/11	9.09		1	5	1	8		2	1		2:00
23	YANG Becky	GK	4							12					
32	YAO Saidong	FP	4			1	1			2		2			1:00
33	CAO Cancan	FP	4	0/6	0.00			5	1	6			1		1:00
77	JIA Cindy	FP	4	2/6	33.33	2	4	6	1	5		1			0:30
Totals				10/65	15.38	7	17	50	9	78	1	16	7		15:00

Goalkeepers		MP	Total Saves	
No.	Name		S/S	%
23	YANG Becky	4	48/134	35.82

Legend:

Ass.	Assists	DC	Draw Controls	FP	Field Player	G/S	Goals/Shots	GB	Ground Ball	GC	Green Card
GK	Goalkeeper	G/S	Goals/Shots	MP	Matches Played	No.	Number	PIM	Penalties in Minutes	Pos.	Playing Position
Pts.	Goals+Assists	RC	Red Card	SOG	Shots on Goal	S/S	Saves/Shots	TO	Turnovers	YC	Yellow Card

Timing and Results provided by Tissot



Cumulative Statistics

CZE - Czechia

After 4 games

Coach: ONDRACEK Adam

Players		Pos.	MP	Total Shots		Ass.	Pts.	SOG	GB	TO	DC	Penalties			
No.	Name			G/S	%							GC	YC	RC	PIM
3	KEYES Isabella	FP	4	10/21	47.62	3	13	18	9	6	5	1			0:30
6	DRBOHLAVOVA Veronika	FP	4	1/1	100.00		1	1		2		2			1:00
11	SEMERAKOVA Linda	FP	4	0/4	0.00			2	1	1		2	2		3:00
12	SRCHOVA Michaela	FP	4	6/19	31.58	2	8	14	2	3		1			0:30
13	BARTUSKOVA Tereza	FP	4			3	3			5		1			0:30
14	JASKOVA Barbora	FP	4	2/2	100.00	1	3	2	1	2		1			0:30
15	KEYES Margaret	FP	4	4/8	50.00	1	5	5	1	3			2		2:00
17	LOTTMANN Anna	FP	4	5/15	33.33	16	21	13	3	5		1			0:30
18	MALINOVSKA Marketa	FP	4	6/15	40.00	8	14	14	3	5		1	1		1:30
23	NAJEMNIKOVA Katerina	GK	4			1	1		4	14			2		2:00
26	KODEROVA Barbora	FP	4	2/4	50.00	1	3	3	3	2		2			1:00
94	FISEROVA Marketa	FP	4	9/19	47.37		9	15	2	3	2	2	1		2:00
Totals				45/108	41.67	36	81	87	29	51	7	14	8		15:00

Goalkeepers		MP	Total Saves	
No.	Name		S/S	%
23	NAJEMNIKOVA Katerina	4	56/141	39.72

Legend:

Ass.	Assists	DC	Draw Controls	FP	Field Player	G/S	Goals/Shots	GB	Ground Ball	GC	Green Card
GK	Goalkeeper	G/S	Goals/Shots	MP	Matches Played	No.	Number	PIM	Penalties in Minutes	Pos.	Playing Position
Pts.	Goals+Assists	RC	Red Card	SOG	Shots on Goal	S/S	Saves/Shots	TO	Turnovers	YC	Yellow Card

Timing and Results provided by Tissot



Cumulative Statistics

GBR - Great Britain

After 4 games

Coach: STOTT Ailsa

No.	Name	Pos.	MP	Total Shots		Ass.	Pts.	SOG	GB	TO	DC	Penalties			
				G/S	%							GC	YC	RC	PIM
1	WHITTINGTON Dylan	GK	4						1	1					
3	GREEN Cece	FP	4	10/17	58.82	6	16	17	4	4	1		1		1:00
4	NEVILLE Anna	FP	4	3/12	25.00	1	4	9		3	1	2			1:00
6	OAKLEY Emma	FP	4	4/6	66.67	6	10	5	6	2	0	1	2		2:30
7	GRAY Chess	FP	4	7/19	36.84	3	10	14	3		1		1		1:00
8	SAVAGE Emma	FP	4	8/18	44.44	5	13	13	4	2		2			1:00
10	GRAY Emily	FP	4	1/5	20.00	4	5	4	1	7		1			0:30
11	WIMPENNY Liv	FP	4	14/28	50.00	5	19	22	9	8	10	3			1:30
14	LOXTON Araminta	FP	4	6/13	46.15	3	9	9	4	6		2	1		2:00
15	HART Lauren	FP	4	2/2	100.00	8	10	2	3	2					
17	ROBERTSON Lottie	FP	4	9/18	50.00	6	15	13	5	2		1	1		1:30
25	CHANDLER Emilie	GK	4			1	1		4	4					
Totals				64/138	46.38	48	112	108	44	41	13	12	6		12:00

Goalkeepers		MP	Total Saves	
No.	Name		S/S	%
1	WHITTINGTON Dylan	4	24/47	51.06
25	CHANDLER Emilie	4	22/41	53.66

Legend:

Ass.	Assists	DC	Draw Controls	FP	Field Player	G/S	Goals/Shots	GB	Ground Ball	GC	Green Card
GK	Goalkeeper	G/S	Goals/Shots	MP	Matches Played	No.	Number	PIM	Penalties in Minutes	Pos.	Playing Position
Pts.	Goals+Assists	RC	Red Card	SOG	Shots on Goal	S/S	Saves/Shots	TO	Turnovers	YC	Yellow Card

Timing and Results provided by Tissot



Cumulative Statistics

IRL - Ireland

After 4 games

Coach: SMITH Meghan

Players		Pos.	MP	Total Shots		Ass.	Pts.	SOG	GB	TO	DC	Penalties			
No.	Name			G/S	%							GC	YC	RC	PIM
2	HOWLETT Orla	FP	4	4/11	36.36	1	5	9		1	0	4	2		4:00
3	HARRIS Kendra	FP	4	4/10	40.00	2	6	7			0				
7	EGAN Maggie	FP	4	4/11	36.36	4	8	8	5	5	7	1	1		1:30
9	DURKIN Mairead	FP	4	6/14	42.86	4	10	11	3	2	0	2	1		2:00
12	BROSNAN Ava	FP	4	10/20	50.00	3	13	17	2	2	0				
15	PETERSON Riley	FP	4	0/16	0.00	4	4	9	3	5		2	3		4:00
16	ANDERSEN Nonie	FP	4	3/9	33.33		3	7	5	6	1				
21	WARD Rachel	FP	4	3/5	60.00	1	4	4	4	2		2			1:00
26	HEISLER Amelia	FP	4	0/3	0.00			2	4	2		1			0:30
36	SMITH Gillian	FP	4	5/14	35.71	1	6	10	4	3	0		1		1:00
40	CROSSON Haley	GK	4			2	2			9					
42	ROSENZWEIG Gabby	FP	4	8/21	38.10	6	14	15	4	5		3			1:30
Totals				47/134	35.07	28	75	99	34	43	8	15	8		15:30

Goalkeepers		MP	Total Saves	
No.	Name		S/S	%
40	CROSSON Haley	4	48/119	40.34

Legend:

Ass.	Assists	DC	Draw Controls	FP	Field Player	G/S	Goals/Shots	GB	Ground Ball	GC	Green Card
GK	Goalkeeper	G/S	Goals/Shots	MP	Matches Played	No.	Number	PIM	Penalties in Minutes	Pos.	Playing Position
Pts.	Goals+Assists	RC	Red Card	SOG	Shots on Goal	S/S	Saves/Shots	TO	Turnovers	YC	Yellow Card

Timing and Results provided by Tissot



Cumulative Statistics

JPN - Japan

After 5 games

Coach: NAGASHIMA Masakazu

Players		Pos.	MP	Total Shots		Ass.	Pts.	SOG	GB	TO	DC	Penalties			
No.	Name			G/S	%							GC	YC	RC	PIM
1	FUJITA Runa	GK	5	0/2	0.00			1	3	1					
2	KAWAMURA Mao	GK	5						2	2		1			0:30
3	JONES Monika	FP	5	13/21	61.90	8	21	20	2	2		2		1	3:00
4	TOMURA Maika	FP	5	1/1	100.00		1	1	2	3		2			1:00
5	SAKURAI Miho	FP	5	5/20	25.00	1	6	15	2	1					
6	KOBAYASHI Chisa	FP	5	8/19	42.11	9	17	14	2	5	7	3	2		3:30
7	TANAKA Nozomi	FP	5	2/5	40.00		2	4	2	1			1	1	3:00
8	HOSOUME Shihomi	FP	5	3/12	25.00	1	4	7	4	4	1				
9	NAKAZAWA Negai	FP	5	5/22	22.73	11	16	16	1	10		1			0:30
10	ODA Atsuko	FP	5	3/9	33.33	7	10	4	5	4					
11	NAKAZAWA Kokoro	FP	5	16/39	41.03	7	23	28	1	12					
12	KAWAI Nene	FP	5	4/10	40.00	5	9	8	2	5					
Totals				60/160	37.50	49	109	118	28	50	8	9	3	2	11:30

Goalkeepers		MP	Total Saves	
No.	Name		S/S	%
1	FUJITA Runa	5	29/69	42.03
2	KAWAMURA Mao	5	20/50	40.00

Legend:

Ass.	Assists	DC	Draw Controls	FP	Field Player	G/S	Goals/Shots	GB	Ground Ball	GC	Green Card
GK	Goalkeeper	G/S	Goals/Shots	MP	Matches Played	No.	Number	PIM	Penalties in Minutes	Pos.	Playing Position
Pts.	Goals+Assists	RC	Red Card	SOG	Shots on Goal	S/S	Saves/Shots	TO	Turnovers	YC	Yellow Card

Timing and Results provided by Tissot



Cumulative Statistics

USA - United States of America

After 5 games

Coach: MUNDAY Lindsey

Players		Pos.	MP	Total Shots		Ass.	Pts.	SOG	GB	TO	DC	Penalties			
No.	Name			G/S	%							GC	YC	RC	PIM
1	HUMPHREY Chloe	FP	5	13/26	50.00	8	21	22	5	9					
2	APUZZO Sam	FP	5	14/29	48.28	6	20	25	2	2	8	1			0:30
4	MCCOOL Marie	FP	5	20/30	66.67	12	32	27	4	3	1		1		1:00
6	WEEKS Cassidy	FP	5	10/18	55.56	5	15	14	3	2					
8	NORTH Charlotte	FP	5	16/32	50.00	13	29	21	3	3	1				
12	MASTROIANNI Ally	FP	5	7/15	46.67	7	14	10	5	4		4			2:00
14	KENT Kenzie	FP	5	6/10	60.00	16	22	9	7	7	1				
27	SCANE Izzy	FP	5	17/29	58.62	5	22	24	4	4		4	1		3:00
30	KENNEDY Ally	FP	5	14/23	60.87	4	18	20	8	2		2			1:00
42	MORENO Taylor	GK	5							1					
88	DOLCE Shea	GK	5			3	3		3	2					
99	MASERA Ellie	FP	5	11/22	50.00	15	26	18	7	2		2			1:00
Totals				129/235	54.89	94	223	191	51	41	11	13	2		8:30

Goalkeepers		MP	Total Saves	
No.	Name		S/S	%
42	MORENO Taylor	5	29/53	54.72
88	DOLCE Shea	5	38/64	59.38

Legend:

Ass.	Assists	DC	Draw Controls	FP	Field Player	G/S	Goals/Shots	GB	Ground Ball	GC	Green Card
GK	Goalkeeper	G/S	Goals/Shots	MP	Matches Played	No.	Number	PIM	Penalties in Minutes	Pos.	Playing Position
Pts.	Goals+Assists	RC	Red Card	SOG	Shots on Goal	S/S	Saves/Shots	TO	Turnovers	YC	Yellow Card

Timing and Results provided by Tissot



Medallists

GOLD	SILVER	BRONZE
USA - United States of America HUMPHREY Chloe APUZZO Sam (C) MCCOOL Marie (C) WEEKS Cassidy NORTH Charlotte MASTROIANNI Ally KENT Kenzie SCANE Izzy KENNEDY Ally MORENO Taylor DOLCE Shea MASERA Ellie	CAN - Canada BLACK Lauren CORDINGLEY Aurora WALKER-WELCH Brooklyn DOBSON Kylea EVANS Erica (C) CHILD Annabel CHEVARIE Bianca SPENCE Lauren BAXTER Maddy WILLIAMS Dylana PERRONI Nicole DEAN Jordan	AUS - Australia KELLY Stephanie LANE Rebecca THORNE Abby NIELSEN Hannah (C) CUNNINGHAM Addie PARKER Olivia KWAS Theo LEAVY Ocea HIRON Ashtyn (C) LATCH Georgia SUARES-JURY Mim YU Bonnie



SUN 10 AUG 2025
Start Time: 9:00

Start List

Game No: 13

IRL vs CHN

Head Official: GAGNE Keith (CAN)

Officials: MANGOLD-DOERING Annika (GER) / MORLEY Kellie (AUS)

IRL - Ireland

No.	Name	Pos.	MP	Date of Birth	Goals	Ass.	Pts.
40	CROSSON Haley	GK	3	30 SEP 1996		2	2
2	HOWLETT Orla	FP	3	6 NOV 2006	3	1	4
3	HARRIS Kendra	FP	3	24 AUG 2007	3	1	4
7	EGAN Maggie (C)	FP	3	11 JUL 1995	3	1	4
9	DURKIN Mairead	FP	3	24 FEB 2000	5	1	6
12	BROSNAN Ava	FP	3	20 SEP 2003	6	1	7
15	PETERSON Riley	FP	3	20 OCT 2005		2	2
16	ANDERSEN Nonie (C)	FP	3	3 APR 1997	1		1
21	WARD Rachel	FP	3	28 OCT 1992	2		2
26	HEISLER Amelia	FP	3	29 MAY 1997			
36	SMITH Gillian	FP	3	8 JAN 2004	1	1	2
42	ROSENZWEIG Gabby	FP	3	19 APR 1998	4	5	9
Coach SMITH Meghan							

IRL - Matches		
PR	USA	11-32
PR	CZE	10-16
PR	AUS	7-18

CHN - People's Republic of China

No.	Name	Pos.	MP	Date of Birth	Goals	Ass.	Pts.
23	YANG Becky	GK	3	30 JUL 2002			
2	CHENG Ling	FP	3	13 FEB 2004		1	1
5	CHEN Lee	FP	3	23 FEB 2005	2	2	4
7	ZOU Angela	FP	3	29 MAY 2006	1	1	2
8	ZHANG Danni	FP	3	28 SEP 2001			
10	PENG Jing (C)	FP	3	4 MAY 1992			
12	ZHANG Yixin	FP	3	9 DEC 2005			
13	ZHOU Yunjiang	FP	3	7 AUG 1993			
17	ZHAO Xinyi	FP	3	17 AUG 2005	1		1
32	YAO Saidong	FP	3	5 FEB 1993			
33	CAO Cancan	FP	3	21 NOV 2004			
77	JIA Cindy	FP	3	7 JUL 2007	1		1
Coach XIAO Xiao							

CHN - Matches		
PR	GBR	2-24
PR	JPN	3-18
PR	CAN	0-25

Legend:							
(C)	Captain	Ass.	Assists	MP	Matches Played	No.	Number
PR	Preliminary Round	Pts.	Goals+Assists			Pos.	Playing Position



Results

Game No: 13

IRL 19 vs 5 CHN (2 - 0, 5 - 2, 7 - 0, 5 - 3)

Head Official: GAGNE Keith (CAN)

Officials: MANGOLD-DOERING Annika (GER) / MORLEY Kellie (AUS)

IRL - Ireland

Players		Pos.	G/S	Ass.	Pts.	SOG	GB	CT	TO	DC	Penalties			
No.	Name										GC	YC	RC	PIM
2	HOWLETT Orla	FP	1/1		1	1					2			1:00
3	HARRIS Kendra	FP	1/3	1	2	1		1						
7	EGAN Maggie	FP	1/4	3	4	3	2			3/3				
9	DURKIN Mairead	FP	1/5	3	4	4	1							
12	BROSNAN Ava	FP	4/9	2	6	8	2	1						
15	PETERSON Riley	FP	0/5	2	2	3		1						
16	ANDERSEN Nonie	FP	2/3		2	3	4		1					
21	WARD Rachel	FP	1/2	1	2	1	4		2		2			1:00
26	HEISLER Amelia	FP	0/2			1	1		2					
36	SMITH Gillian	FP	4/6		4	5	2	2				1		1:00
42	ROSENZWEIG Gabby	FP	4/7	1	5	5	1	2	2		1			0:30
40	CROSSON Haley	GK												
Totals			19/47	13	32	35	17	7	7	3/3	5	1		3:30

Goalies		S/S	%	Time Played
No.	Name			
40	CROSSON Haley	13/18	72.22	32:00

CHN - People's Republic of China

Players		Pos.	G/S	Ass.	Pts.	SOG	GB	CT	TO	DC	Penalties			
No.	Name										GC	YC	RC	PIM
2	CHENG Ling	FP							1					
5	CHEN Lee	FP	1/4		1	4			2		2			1:00
7	ZOU Angela	FP	0/2			2			3					
8	ZHANG Danni	FP	0/1				1		1					
10	PENG Jing	FP	2/6		2	5	3	1	2	0/3	1			0:30
12	ZHANG Yixin	FP	1/1		1	1			2					
13	ZHOU Yunjiang	FP	0/2			1			1		2			1:00
17	ZHAO Xinyi	FP	0/3			1			1		1			0:30
32	YAO Saidong	FP		1	1						1			0:30
33	CAO Cancan	FP	0/2			2			5			1		1:00
77	JIA Cindy	FP	1/2	2	3	2								
23	YANG Becky	GK							5					
Totals			5/23	3	8	18	4	1	23	0/3	7	1		4:30

Goalies		S/S	%	Time Played
No.	Name			
23	YANG Becky	16/35	45.71	32:00

RUNNING SCORE

IRL - CHN

1st Quarter

DURKIN M 1 (6') 0
BROSNAN A 2 (6') 0

2nd Quarter

SMITH G 3 (6') 0
3 (6') 1 PENG J
ANDERSEN N 4 (6') 1
SMITH G 5 (3') 1
5 (2') 2 ZHANG Y
BROSNAN A 6 (1') 2
ROSENZWEIG G 7 (1') 2

3rd Quarter

ANDERSEN N 8 (8') 2
BROSNAN A 9 (6') 2
HOWLETT O 10 (5') 2
SMITH G 11 (5') 2
ROSENZWEIG G 12 (3') 2
WARD R 13 (3') 2
HARRIS K 14 (1') 2

4th Quarter

BROSNAN A 15 (7') 2
15 (5') 3 PENG J
SMITH G 16 (4') 3
ROSENZWEIG G 17 (3') 3
17 (3') 4 CHEN L
EGAN M 18 (1') 4
18 (1') 5 JIA C
ROSENZWEIG G 19 (1') 5

Legend:

%	Efficiency	Ass.	Assists	CT	Caused Turnovers	DC	Draw Controls	FP	Field Player	GB	Ground Ball
GC	Green Card	GK	Goalkeeper	G/S	Goals/Shots	No.	Number	PIM	Penalties in Minutes	Pts.	Goals+Assists
Pos.	Playing Position	RC	Red Card	S/S	Saves/Shots on Goal	SOG	Shots on Goal	TO	Turnovers	YC	Yellow Card

Timing and Results provided by Tissot



SUN 10 AUG 2025
Start Time: 11:30

Start List

Game No: 14

GBR vs CZE

Head Official: LEAHY Michael (GBR)

Officials: TOLL Carolyn (CAN) / LOWRANCE Jessica (USA)

GBR - Great Britain

No.	Name	Pos.	MP	Date of Birth	Goals	Ass.	Pts.
1	WHITTINGTON Dylan	GK	3	15 APR 2002			
25	CHANDLER Emilie	GK	3	19 APR 1998			
3	GREEN Cece	FP	3	20 APR 2000	7	4	11
4	NEVILLE Anna	FP	3	11 NOV 2001	2	1	3
6	OAKLEY Emma (C)	FP	3	15 MAR 1995	2	4	6
7	GRAY Chess	FP	3	26 FEB 1997	3	1	4
8	SAVAGE Emma	FP	3	20 JUN 2002	6	3	9
10	GRAY Emily	FP	3	8 FEB 1990	1	4	5
11	WIMPENNY Liv	FP	3	8 DEC 1995	10	5	15
14	LOXTON Araminta	FP	3	12 APR 2002	5	1	6
15	HART Lauren	FP	3	29 SEP 2001	2	6	8
17	ROBERTSON Lottie	FP	3	1 FEB 1998	6	5	11
Coach	STOTT Ailsa						

GBR - Matches		
PR	CHN	24-2
PR	CAN	10-14
PR	JPN	10-15

CZE - Czechia

No.	Name	Pos.	MP	Date of Birth	Goals	Ass.	Pts.
23	NAJEMNIKOVA Katerina	GK	3	12 JUN 2003		1	1
3	KEYES Isabella	FP	3	4 MAR 2006	8	2	10
6	DRBOHLAVOVA Veronika	FP	3	19 DEC 2006			
11	SEMERAKOVA Linda (C)	FP	3	14 OCT 2003			
12	SRCHOVA Michaela	FP	3	19 JUL 1989	5	2	7
13	BARTUSKOVA Tereza	FP	3	13 SEP 1994		3	3
14	JASKOVA Barbora	FP	3	21 SEP 2001	2	1	3
15	KEYES Margaret	FP	3	1 NOV 2007	2	1	3
17	LOTTMANN Anna	FP	3	7 MAR 1991	5	10	15
18	MALINOVSKA Marketa	FP	3	15 SEP 2000	4	6	10
26	KODEROVA Barbora	FP	3	2 OCT 2006	1	1	2
94	FISEROVA Marketa	FP	3	24 FEB 2007	7		7
Coach	ONDRACEK Adam						

CZE - Matches		
PR	AUS	10-23
PR	IRL	16-10
PR	USA	8-32

Legend:							
(C)	Captain	Ass.	Assists	MP	Matches Played	No.	Number
PR	Preliminary Round	Pts.	Goals+Assists			Pos.	Playing Position



Results

Game No: 14

GBR 20 vs 11 CZE (8 - 2, 3 - 3, 2 - 3, 7 - 3)

Head Official: LEAHY Michael (GBR)

Officials: TOLL Carolyn (CAN) / LOWRANCE Jessica (USA)

GBR - Great Britain

Players		Pos.	G/S	Ass.	Pts.	SOG	GB	CT	TO	DC	Penalties			
No.	Name										GC	YC	RC	PIM
3	GREEN Cece	FP	3/5	2	5	5	1	2	1					
4	NEVILLE Anna	FP	1/2		1	1								
6	OAKLEY Emma	FP	2/3	2	4	2	3	1	1		1			0:30
7	GRAY Chess	FP	4/10	2	6	8	2							
8	SAVAGE Emma	FP	2/5	2	4	4	2							
10	GRAY Emily	FP	0/1			1	1	1	1					
11	WIMPENNY Liv	FP	4/7		4	7	5	2	2	2/2	1			0:30
14	LOXTON Araminta	FP	1/2	2	3	2	1		3		1	1		1:30
15	HART Lauren	FP		2	2		3							
17	ROBERTSON Lottie	FP	3/6	1	4	4	1	1						
1	WHITTINGTON Dylan	GK												
25	CHANDLER Emilie	GK		1	1		4		4					
Totals			20/41	14	34	34	23	7	12	2/2	3	1		2:30

Goalies		S/S	%	Time Played
No.	Name			
1	WHITTINGTON Dylan	1/3	33.33	03:23
25	CHANDLER Emilie	12/21	57.14	28:37

CZE - Czechia

Players		Pos.	G/S	Ass.	Pts.	SOG	GB	CT	TO	DC	Penalties			
No.	Name										GC	YC	RC	PIM
3	KEYES Isabella	FP	2/10	1	3	9	3		3	0/2	1			0:30
6	DRBOHLAVOVA Veronika	FP	1/1		1	1			1		1			0:30
11	SEMERAKOVA Linda	FP					1	1				2		2:00
12	SRCHOVA Michaela	FP	1/2		1	1	1		1					
13	BARTUSKOVA Tereza	FP							2					
14	JASKOVA Barbora	FP							1		1			0:30
15	KEYES Margaret	FP	2/2		2	2	1							
17	LOTTMANN Anna	FP	0/1	6	6	1	2		2		1			0:30
18	MALINOVSKA Marketa	FP	2/5	2	4	4	1		2					
26	KODEROVA Barbora	FP	1/2		1	2	1		2		1			0:30
94	FISEROVA Marketa	FP	2/4		2	4					1			0:30
23	NAJEMNIKOVA Katerina	GK					3		8			1		1:00
Totals			11/27	9	20	24	13	1	22	0/2	6	3		6:00

Goalies		S/S	%	Time Played
No.	Name			
23	NAJEMNIKOVA Katerina	14/34	41.18	32:00

RUNNING SCORE

GBR - CZE

1st Quarter	
OAKLEY E	1 (8') 0
SAVAGE E	2 (7') 0
GRAY C	3 (6') 0
GREEN C	4 (5') 0
ROBERTSON L	5 (4') 0
	5 (4') 1 DRBOHLAVOVA V
GREEN C	6 (4') 1
NEVILLE A	7 (2') 1
	7 (2') 2 SRCHOVA M
ROBERTSON L	8 (1') 2

2nd Quarter	
	8 (8') 3 MALINOVSKA M
SAVAGE E	9 (7') 3
	9 (6') 4 KEYES M
OAKLEY E	10 (6') 4
GRAY C	11 (5') 4
	11 (3') 5 FISEROVA M

3rd Quarter	
WIMPENNY L	12 (7') 5
	12 (5') 6 KEYES M
GRAY C	13 (4') 6
	13 (4') 7 FISEROVA M
	13 (1') 8 KODEROVA B

4th Quarter	
ROBERTSON L	14 (8') 8
GREEN C	15 (7') 8
LOXTON A	16 (6') 8
	16 (5') 9 MALINOVSKA M
	16 (5') 10 KEYES I
GRAY C	17 (4') 10
	17 (3') 11 KEYES I
WIMPENNY L	18 (3') 11
WIMPENNY L	19 (2') 11
WIMPENNY L	20 (1') 11

Legend:

%	Efficiency	Ass.	Assists	CT	Caused Turnovers	DC	Draw Controls	FP	Field Player	GB	Ground Ball
GC	Green Card	GK	Goalkeeper	G/S	Goals/Shots	No.	Number	PIM	Penalties in Minutes	Pts.	Goals+Assists
Pos.	Playing Position	RC	Red Card	S/S	Saves/Shots on Goal	SOG	Shots on Goal	TO	Turnovers	YC	Yellow Card



MON 11 AUG 2025
Start Time: 10:00

Start List

Game No: 17

AUS vs JPN

Head Official: MACNEILL Cheryl (CAN)

Officials: KRIWALL HUBNER Ake (GER) / GAGNE Keith (CAN)

AUS - Australia

No.	Name	Pos.	MP	Date of Birth	Goals	Ass.	Pts.
10	CUNNINGHAM Addie	GK	4	14 SEP 1992		7	7
1	KELLY Stephanie	FP	4	5 AUG 1998	6	2	8
3	LANE Rebecca	FP	4	9 SEP 1996	1	3	4
5	THORNE Abby	FP	4	9 JUL 2002	1		1
7	NIELSEN Hannah (C)	FP	4	28 NOV 1987	6	7	13
11	PARKER Olivia	FP	4	3 JAN 1997	3	1	4
12	KWAS Theo	FP	4	9 DEC 1995	2	2	4
15	LEAVY Ocea	FP	4	3 FEB 2004	5		5
16	HIRON Ashtyn (C)	FP	4	1 NOV 1996	2	7	9
20	LATCH Georgia	FP	4	25 JUL 2002	13	5	18
21	SUARES-JURY Mim	FP	4	26 APR 2006	10	3	13
22	YU Bonnie	FP	4	9 JUN 2001	9	4	13
Coach DOWD Katrina							

AUS - Matches		
PR	CZE	23-10
PR	USA	13-25
PR	IRL	18-7
SF	CAN	4-21

JPN - Japan

No.	Name	Pos.	MP	Date of Birth	Goals	Ass.	Pts.
1	FUJITA Runa (C)	GK	4	25 DEC 1999			
2	KAWAMURA Mao	GK	4	30 JUL 2001			
3	JONES Monika	FP	4	9 DEC 2000	12	7	19
4	TOMURA Maika	FP	4	7 FEB 2000	1		1
5	SAKURAI Miho	FP	4	3 OCT 1998	4	1	5
6	KOBAYASHI Chisa	FP	4	15 JUL 1996	7	6	13
7	TANAKA Nozomi	FP	4	3 DEC 1995	1		1
8	HOSOUME Shihomi	FP	4	16 MAY 1994	2		2
9	NAKAZAWA Negai	FP	4	12 NOV 2003	3	8	11
10	ODA Atsuko	FP	4	16 JUN 2003	3	6	9
11	NAKAZAWA Kokoro	FP	4	27 OCT 2001	12	5	17
12	KAWAI Nene	FP	4	28 FEB 2002	3	5	8
Coach NAGASHIMA Masakazu							

JPN - Matches		
PR	CAN	5-20
PR	CHN	18-3
PR	GBR	15-10
SF	USA	10-24

Legend:							
(C)	Captain	Ass.	Assists	MP	Matches Played	No.	Number
PR	Preliminary Round	Pts.	Goals+Assists	SF	Semifinal	Pos.	Playing Position



MON 11 AUG 2025
Start Time: 10:00

Results

Game No: 17

AUS 13 vs 12 JPN (3 - 2, 1 - 3, 3 - 4, 5 - 3, 1 - 0)

Head Official: MACNEILL Cheryl (CAN)

Officials: KRIWALL HUBNER Ake (GER) / GAGNE Keith (CAN)

AUS - Australia

Players		Pos.	G/S	Ass.	Pts.	SOG	GB	CT	TO	DC	Penalties			
No.	Name										GC	YC	RC	PIM
1	KELLY Stephanie	FP	1/2		1	2			1					
3	LANE Rebecca	FP					1		1					
5	THORNE Abby	FP												
7	NIELSEN Hannah	FP	1/3	5	6	3			2					
11	PARKER Olivia	FP					1			2/2	2			1:00
12	KWAS Theo	FP	1/3	1	2	2								
15	LEAVY Ocea	FP	0/2			1	2				1			0:30
16	HIRON Ashtyn	FP	2/2		2	2	1		2		2			1:00
20	LATCH Georgia	FP	5/7	2	7	5	1		2					
21	SUARES-JURY Mim	FP	2/4	1	3	3	1							
22	YU Bonnie	FP	1/3	2	3	3	2	1	3		1			0:30
10	CUNNINGHAM Addie	GK		1	1		1					1		1:00
Totals			13/26	12	25	21	10	1	11	2/4	6	1		4:00

Goalies		S/S	%	Time Played
10	CUNNINGHAM Addie	10/22	45.45	32:44

JPN - Japan

Players		Pos.	G/S	Ass.	Pts.	SOG	GB	CT	TO	DC	Penalties			
No.	Name										GC	YC	RC	PIM
3	JONES Monika	FP	1/1	1	2	1					1			0:30
4	TOMURA Maika	FP						1			1			0:30
5	SAKURAI Miho	FP	1/5		1	4	1							
6	KOBAYASHI Chisa	FP	1/3	3	4	2	2		2		2	1		2:00
7	TANAKA Nozomi	FP	1/2		1	1	1		1				1	2:00
8	HOSOUME Shihomi	FP	1/3	1	2	1			1					
9	NAKAZAWA Negai	FP	2/8	3	5	7			1		1			0:30
10	ODA Atsuko	FP	0/1	1	1									
11	NAKAZAWA Kokoro	FP	4/7	2	6	4			2					
12	KAWAI Nene	FP	1/2		1	2			2					
1	FUJITA Runa	GK												
2	KAWAMURA Mao	GK												
Totals			12/32	11	23	22	4	1	9		5	1	1	5:30

Goalies		S/S	%	Time Played
1	FUJITA Runa	8/21	38.10	32:44
2	KAWAMURA Mao			

RUNNING SCORE

AUS - JPN

1st Quarter

LATCH G	1 (8') 0	
	1 (3') 1	NAKAZAWA K
HIRON A	2 (3') 1	
	2 (2') 2	NAKAZAWA K
SUARES-JURY M	3 (1') 2	

2nd Quarter

	3 (8') 3	NAKAZAWA K
	3 (7') 4	NAKAZAWA N
LATCH G	4 (7') 4	
	4 (1') 5	SAKURAI M

3rd Quarter

LATCH G	5 (8') 5	
YU B	6 (7') 5	
	6 (5') 6	TANAKA N
	6 (4') 7	KOBAYASHI C
	6 (3') 8	NAKAZAWA K
	6 (1') 9	HOSOUME S
KWAS T	7 (1') 9	

4th Quarter

HIRON A	8 (8') 9	
	8 (7') 10	KAWAI N
NIELSEN H	9 (7') 10	
	9 (6') 11	NAKAZAWA N
	9 (5') 12	JONES M
SUARES-JURY M	10 (5') 12	
KELLY S	11 (4') 12	
LATCH G	12 (2') 12	

1st Overtime

LATCH G	13 (4') 12	
---------	------------	--

Legend:

%	Efficiency	Ass.	Assists	CT	Caused Turnovers	DC	Draw Controls	FP	Field Player	GB	Ground Ball
GC	Green Card	GK	Goalkeeper	G/S	Goals/Shots	No.	Number	PIM	Penalties in Minutes	Pts.	Goals+Assists
Pos.	Playing Position	RC	Red Card	S/S	Saves/Shots on Goal	SOG	Shots on Goal	TO	Turnovers	YC	Yellow Card

Timing and Results provided by Tissot



MON 11 AUG 2025
Start Time: 11:30

Start List

Game No: 18

CAN vs USA

Head Official: TOLL Carolyn (CAN)

Officials: LEAHY Michael (GBR) / LOWRANCE Jessica (USA)

CAN - Canada

No.	Name	Pos.	MP	Date of Birth	Goals	Ass.	Pts.
37	SPENCE Lauren	GK	4	15 SEP 2003		1	1
2	BLACK Lauren	FP	4	29 SEP 2003	6	1	7
5	CORDINGLEY Aurora	FP	4	30 JUN 1999	4	8	12
7	WALKER-WELCH Brooklyn	FP	4	17 FEB 2003	4	6	10
8	DOBSON Kylea	FP	4	4 APR 2002	2	6	8
11	EVANS Erica (C)	FP	4	9 APR 1996	16	6	22
16	CHILD Annabel	FP	4	17 SEP 2002	11	13	24
21	CHEVARIE Bianca	FP	4	17 FEB 2001		3	3
49	BAXTER Maddy	FP	4	25 DEC 2001	9	4	13
51	WILLIAMS Dylana	FP	4	24 OCT 2003	12	3	15
88	PERRONI Nicole	FP	4	8 AUG 2001	14	5	19
91	DEAN Jordan	FP	4	31 MAR 2003	2	4	6
Coach	WILLIAMS Shawn						

CAN - Matches		
PR	JPN	20-5
PR	GBR	14-10
PR	CHN	25-0
SF	AUS	21-4

USA - United States of America

No.	Name	Pos.	MP	Date of Birth	Goals	Ass.	Pts.
42	MORENO Taylor	GK	4	21 AUG 1998			
88	DOLCE Shea	GK	4	17 MAR 2004		3	3
1	HUMPHREY Chloe	FP	4	5 MAR 2005	13	8	21
2	APUZZO Sam (C)	FP	4	12 SEP 1997	11	4	15
4	MCCOOL Marie (C)	FP	4	19 SEP 1996	18	8	26
6	WEEKS Cassidy	FP	4	29 JAN 2000	6	4	10
8	NORTH Charlotte	FP	4	3 MAR 1999	14	12	26
12	MASTROIANNI Ally	FP	4	12 JAN 1999	6	6	12
14	KENT Kenzie	FP	4	13 MAR 1996	5	12	17
27	SCANE Izzy	FP	4	15 JUN 2000	16	4	20
30	KENNEDY Ally	FP	4	16 MAY 1998	14	4	18
99	MASERA Ellie	FP	4	24 JUL 2002	9	15	24
Coach	MUNDAY Lindsey						

USA - Matches		
PR	IRL	32-11
PR	AUS	25-13
PR	CZE	32-8
SF	JPN	24-10

Legend:							
(C)	Captain	Ass.	Assists	MP	Matches Played	No.	Number
PR	Preliminary Round	Pts.	Goals+Assists	SF	Semifinal	Pos.	Playing Position



Results

Game No: 18

CAN 8 vs 16 USA (3 - 7, 1 - 3, 1 - 4, 3 - 2)

Head Official: TOLL Carolyn (CAN)

Officials: LEAHY Michael (GBR) / LOWRANCE Jessica (USA)

CAN - Canada

Players		Pos.	G/S	Ass.	Pts.	SOG	GB	CT	TO	DC	Penalties			
No.	Name										GC	YC	RC	PIM
2	BLACK Lauren	FP	1/2		1	2			1					
5	CORDINGLEY Aurora	FP	0/2	2	2		1		2					
7	WALKER-WELCH Brooklyn	FP	1/4		1	4	1		2					
8	DOBSON Kylea	FP	0/2			2	1					1		1:00
11	EVANS Erica	FP	1/3	3	4	3			2					
16	CHILD Annabel	FP	3/4		3	3	2	1	1					
21	CHEVARIE Bianca	FP		1	1						1			0:30
49	BAXTER Maddy	FP	0/3	1	1	2								
51	WILLIAMS Dylana	FP	1/7		1	6								
88	PERRONI Nicole	FP	1/7	1	2	6			3			1		1:00
91	DEAN Jordan	FP								1/1			1	2:00
37	SPENCE Lauren	GK												
Totals			8/34	8	16	28	5	1	11	1/1	1	2	1	4:30

Goalies		S/S	%	Time Played
No.	Name			
37	SPENCE Lauren	13/29	44.83	32:00

USA - United States of America

Players		Pos.	G/S	Ass.	Pts.	SOG	GB	CT	TO	DC	Penalties			
No.	Name										GC	YC	RC	PIM
1	HUMPHREY Chloe	FP	0/3			2	1		2					
2	APUZZO Sam	FP	3/5	2	5	5		1		1/2				
4	MCCOOL Marie	FP	2/4	4	6	4	1		2			1		1:00
6	WEEKS Cassidy	FP	4/5	1	5	4	1		1					
8	NORTH Charlotte	FP	2/6	1	3	3	2		2					
12	MASTROIANNI Ally	FP	1/1	1	2	1	1				1			0:30
14	KENT Kenzie	FP	1/4	4	5	4	2		1					
27	SCANE Izzy	FP	1/4	1	2	2	1	1	2		1			0:30
30	KENNEDY Ally	FP	0/2				1				2			1:00
99	MASERA Ellie	FP	2/4		2	4	1				1			0:30
42	MORENO Taylor	GK							1					
88	DOLCE Shea	GK						1						
Totals			16/38	14	30	29	12	2	11	1/3	5	1		3:30

Goalies		S/S	%	Time Played
No.	Name			
42	MORENO Taylor	9/13	69.23	16:00
88	DOLCE Shea	11/15	73.33	16:00

RUNNING SCORE

CAN - USA

1st Quarter

	0 (8') 1	McCOOL M
	0 (7') 2	NORTH C
EVANS E	1 (7') 2	
	1 (6') 3	MASERA E
	1 (5') 4	MASTROIANNI A
WILLIAMS D	2 (4') 4	
	2 (4') 5	SCANE I
BLACK L	3 (3') 5	
	3 (3') 6	WEEKS C
	3 (2') 7	WEEKS C

2nd Quarter

PERRONI N	4 (8') 7	
	4 (8') 8	WEEKS C
	4 (2') 9	WEEKS C
	4 (1') 10	KENT K

3rd Quarter

	4 (7') 11	MASERA E
CHILD A	5 (4') 11	
	5 (4') 12	McCOOL M
	5 (3') 13	APUZZO S
	5 (1') 14	NORTH C

4th Quarter

CHILD A	6 (7') 14	
CHILD A	7 (4') 14	
	7 (4') 15	APUZZO S
WALKER-WELCH B	8 (2') 15	
	8 (2') 16	APUZZO S

Legend:

%	Efficiency	Ass.	Assists	CT	Caused Turnovers	DC	Draw Controls	FP	Field Player	GB	Ground Ball
GC	Green Card	GK	Goalkeeper	G/S	Goals/Shots	No.	Number	PIM	Penalties in Minutes	Pts.	Goals+Assists
Pos.	Playing Position	RC	Red Card	S/S	Saves/Shots on Goal	SOG	Shots on Goal	TO	Turnovers	YC	Yellow Card



Start List

Game No: 16

USA vs JPN

Head Official: MORLEY Kellie (AUS)

Officials: GAGNE Keith (CAN) / MANGOLD-DOERING Annika (GER)

USA - United States of America

No.	Name	Pos.	MP	Date of Birth	Goals	Ass.	Pts.
42	MORENO Taylor	GK	3	21 AUG 1998			
88	DOLCE Shea	GK	3	17 MAR 2004		1	1
1	HUMPHREY Chloe	FP	3	5 MAR 2005	12	8	20
2	APUZZO Sam (C)	FP	3	12 SEP 1997	10	2	12
4	MCCOOL Marie (C)	FP	3	19 SEP 1996	12	6	18
6	WEEKS Cassidy	FP	3	29 JAN 2000	4	3	7
8	NORTH Charlotte	FP	3	3 MAR 1999	10	10	20
12	MASTROIANNI Ally	FP	3	12 JAN 1999	4	3	7
14	KENT Kenzie	FP	3	13 MAR 1996	4	10	14
27	SCANE Izzy	FP	3	15 JUN 2000	12	4	16
30	KENNEDY Ally	FP	3	16 MAY 1998	11	3	14
99	MASERA Ellie	FP	3	24 JUL 2002	9	11	20
Coach MUNDAY Lindsey							

USA - Matches		
PR	IRL	32-11
PR	AUS	25-13
PR	CZE	32-8

JPN - Japan

No.	Name	Pos.	MP	Date of Birth	Goals	Ass.	Pts.
1	FUJITA Runa (C)	GK	3	25 DEC 1999			
2	KAWAMURA Mao	GK	3	30 JUL 2001			
3	JONES Monika	FP	3	9 DEC 2000	10	7	17
4	TOMURA Maika	FP	3	7 FEB 2000	1		1
5	SAKURAI Miho	FP	3	3 OCT 1998	3	1	4
6	KOBAYASHI Chisa	FP	3	15 JUL 1996	4	5	9
7	TANAKA Nozomi	FP	3	3 DEC 1995	1		1
8	HOSOUME Shihomi	FP	3	16 MAY 1994	2		2
9	NAKAZAWA Negai	FP	3	12 NOV 2003	2	6	8
10	ODA Atsuko	FP	3	16 JUN 2003	3	6	9
11	NAKAZAWA Kokoro	FP	3	27 OCT 2001	9	3	12
12	KAWAI Nene	FP	3	28 FEB 2002	3	4	7
Coach NAGASHIMA Masakazu							

JPN - Matches		
PR	CAN	5-20
PR	CHN	18-3
PR	GBR	15-10

Legend:							
(C)	Captain	Ass.	Assists	MP	Matches Played	No.	Number
PR	Preliminary Round	Pts.	Goals+Assists			Pos.	Playing Position



Results

Game No: 16

USA 24 vs 10 JPN (6 - 3, 7 - 3, 6 - 1, 5 - 3)

Head Official: MORLEY Kellie (AUS)

Officials: GAGNE Keith (CAN) / MANGOLD-DOERING Annika (GER)

USA - United States of America

Players		Pos.	G/S	Ass.	Pts.	SOG	GB	CT	TO	DC	Penalties			
No.	Name										GC	YC	RC	PIM
1	HUMPHREY Chloe	FP	1/4		1	3	2		1					
2	APUZZO Sam	FP	1/5	2	3	3	1		2	1/3				
4	MCCOOL Marie	FP	6/8	2	8	8	1			1/1				
6	WEEKS Cassidy	FP	2/2	1	3	2	2	1						
8	NORTH Charlotte	FP	4/8	2	6	5								
12	MASTROIANNI Ally	FP	2/3	3	5	3	2				1			0:30
14	KENT Kenzie	FP	1/2	2	3	1			1					
27	SCANE Izzy	FP	4/7		4	6			1					
30	KENNEDY Ally	FP	3/5	1	4	5	3							
99	MASERA Ellie	FP	0/2	4	4	2	1				1			0:30
42	MORENO Taylor	GK												
88	DOLCE Shea	GK		2	2				1					
Totals			24/46	19	43	38	12	1	6	2/4	2			1:00

Goalies		S/S	%	Time Played
42	MORENO Taylor	6/10	60.00	16:00
88	DOLCE Shea	8/14	57.14	16:00

JPN - Japan

Players		Pos.	G/S	Ass.	Pts.	SOG	GB	CT	TO	DC	Penalties			
No.	Name										GC	YC	RC	PIM
3	JONES Monika	FP	2/4		2	4	1		1					
4	TOMURA Maika	FP					1		1					
5	SAKURAI Miho	FP	1/3		1	2								
6	KOBAYASHI Chisa	FP	3/5	1	4	5				1/3				
7	TANAKA Nozomi	FP	0/1			1								
8	HOSOUME Shihomi	FP	0/2			1	2			1/1				
9	NAKAZAWA Negai	FP	1/3	2	3	1		1	2					
10	ODA Atsuko	FP	0/2			1			3					
11	NAKAZAWA Kokoro	FP	3/11	2	5	9	1	1	5					
12	KAWAI Nene	FP		1	1			1	1					
1	FUJITA Runa	GK	0/1											
2	KAWAMURA Mao	GK					1		1					
Totals			10/32	6	16	24	7	3	13	2/4				

Goalies		S/S	%	Time Played
1	FUJITA Runa	3/9	33.33	08:00
2	KAWAMURA Mao	11/29	37.93	24:00

RUNNING SCORE

USA - JPN

1st Quarter	
KENNEDY A	1 (8') 0
WEEKS C	2 (7') 0
SCANE I	3 (7') 0
NORTH C	4 (5') 0
	4 (4') 1 SAKURAI M
	4 (3') 2 NAKAZAWA K
	4 (2') 3 KOBAYASHI C
MASTROIANNI A	5 (1') 3
MASTROIANNI A	6 (1') 3

2nd Quarter

	6 (8') 4 NAKAZAWA N
NORTH C	7 (8') 4
HUMPHREY C	8 (7') 4
SCANE I	9 (6') 4
McCOOL M	10 (5') 4
	10 (5') 5 NAKAZAWA K
McCOOL M	11 (4') 5
McCOOL M	12 (4') 5
	12 (3') 6 NAKAZAWA K
NORTH C	13 (3') 6

3rd Quarter

WEEKS C	14 (7') 6
McCOOL M	15 (6') 6
KENT K	16 (5') 6
KENNEDY A	17 (4') 6
SCANE I	18 (3') 6
McCOOL M	19 (3') 6
	19 (2') 7 JONES M

4th Quarter

KENNEDY A	20 (7') 7
	20 (6') 8 KOBAYASHI C
APUZZO S	21 (6') 8
McCOOL M	22 (5') 8
NORTH C	23 (5') 8
	23 (3') 9 JONES M
SCANE I	24 (2') 9
	24 (2') 10 KOBAYASHI C

Legend:

%	Efficiency	Ass.	Assists	CT	Caused Turnovers	DC	Draw Controls	FP	Field Player	GB	Ground Ball
GC	Green Card	GK	Goalkeeper	G/S	Goals/Shots	No.	Number	PIM	Penalties in Minutes	Pts.	Goals+Assists
Pos.	Playing Position	RC	Red Card	S/S	Saves/Shots on Goal	SOG	Shots on Goal	TO	Turnovers	YC	Yellow Card



Start List

Game No: 15

CAN vs AUS

Head Official: KRIWALL HUBNER Ake (GER)

Officials: MACNEILL Cheryl (CAN) / OWEN Lara (GBR)

CAN - Canada

No.	Name	Pos.	MP	Date of Birth	Goals	Ass.	Pts.
37	SPENCE Lauren	GK	3	15 SEP 2003		1	1
2	BLACK Lauren	FP	3	29 SEP 2003	3		3
5	CORDINGLEY Aurora	FP	3	30 JUN 1999	2	5	7
7	WALKER-WELCH Brooklyn	FP	3	17 FEB 2003	3	4	7
8	DOBSON Kylea	FP	3	4 APR 2002	2	4	6
11	EVANS Erica (C)	FP	3	9 APR 1996	12	4	16
16	CHILD Annabel	FP	3	17 SEP 2002	7	11	18
21	CHEVARIE Bianca	FP	3	17 FEB 2001		3	3
49	BAXTER Maddy	FP	3	25 DEC 2001	8	3	11
51	WILLIAMS Dylana	FP	3	24 OCT 2003	10	1	11
88	PERRONI Nicole	FP	3	8 AUG 2001	10	3	13
91	DEAN Jordan	FP	3	31 MAR 2003	2	4	6
Coach	WILLIAMS Shawn						

CAN - Matches		
PR	JPN	20-5
PR	GBR	14-10
PR	CHN	25-0

AUS - Australia

No.	Name	Pos.	MP	Date of Birth	Goals	Ass.	Pts.
10	CUNNINGHAM Addie	GK	3	14 SEP 1992		7	7
1	KELLY Stephanie	FP	3	5 AUG 1998	4	2	6
3	LANE Rebecca	FP	3	9 SEP 1996	1	2	3
5	THORNE Abby	FP	3	9 JUL 2002	1		1
7	NIELSEN Hannah (C)	FP	3	28 NOV 1987	6	7	13
11	PARKER Olivia	FP	3	3 JAN 1997	3	1	4
12	KWAS Theo	FP	3	9 DEC 1995	2	2	4
15	LEAVY Ocea	FP	3	3 FEB 2004	5		5
16	HIRON Ashtyn (C)	FP	3	1 NOV 1996	2	7	9
20	LATCH Georgia	FP	3	25 JUL 2002	11	5	16
21	SUARES-JURY Mim	FP	3	26 APR 2006	10	1	11
22	YU Bonnie	FP	3	9 JUN 2001	9	4	13
Coach	DOWD Katrina						

AUS - Matches		
PR	CZE	23-10
PR	USA	13-25
PR	IRL	18-7

Legend:							
(C)	Captain	Ass.	Assists	MP	Matches Played	No.	Number
PR	Preliminary Round	Pts.	Goals+Assists			Pos.	Playing Position



Results

Game No: 15

CAN 21 vs 4 AUS (3 - 0, 6 - 1, 5 - 1, 7 - 2)

Head Official: KRIWALL HUBNER Ake (GER)

Officials: MACNEILL Cheryl (CAN) / OWEN Lara (GBR)

CAN - Canada

Players		Pos.	G/S	Ass.	Pts.	SOG	GB	CT	TO	DC	Penalties			
No.	Name										GC	YC	RC	PIM
2	BLACK Lauren	FP	3/4	1	4	4	2				1			0:30
5	CORDINGLEY Aurora	FP	2/2	3	5	2	1		3					
7	WALKER-WELCH Brooklyn	FP	1/2	2	3	1	1							
8	DOBSON Kylea	FP	0/2	2	2	1	1		1		1			0:30
11	EVANS Erica	FP	4/5	2	6	5	2		2					
16	CHILD Annabel	FP	4/6	2	6	5		2						
21	CHEVARIE Bianca	FP					1	1			2			1:00
49	BAXTER Maddy	FP	1/2	1	2	2	1	1	4					
51	WILLIAMS Dylana	FP	2/3	2	4	3			1					
88	PERRONI Nicole	FP	4/5	2	6	4	1				1			0:30
91	DEAN Jordan	FP								3/3	2			1:00
37	SPENCE Lauren	GK					2		1					
Totals			21/31	17	38	27	12	4	12	3/3	7			3:30

Goalies		S/S	%	Time Played
37	SPENCE Lauren	10/14	71.43	32:00

AUS - Australia

Players		Pos.	G/S	Ass.	Pts.	SOG	GB	CT	TO	DC	Penalties			
No.	Name										GC	YC	RC	PIM
1	KELLY Stephanie	FP	2/3		2	2			1					
3	LANE Rebecca	FP		1	1					0/1	1			0:30
5	THORNE Abby	FP					1							
7	NIELSEN Hannah	FP	0/2			1			4					
11	PARKER Olivia	FP						1	2	0/2	1	1		1:30
12	KWAS Theo	FP												
15	LEAVY Ocea	FP	0/2			1		1	2					
16	HIRON Ashtyn	FP	0/2			1			2		1			0:30
20	LATCH Georgia	FP	2/8		2	5	1		3					
21	SUARES-JURY Mim	FP	0/2	2	2	2			4		1	1		1:30
22	YU Bonnie	FP	0/3			2			1		1	1		1:30
10	CUNNINGHAM Addie	GK					1							
Totals			4/22	3	7	14	3	2	19	0/3	5	3		5:30

Goalies		S/S	%	Time Played
10	CUNNINGHAM Addie	6/27	22.22	32:00

RUNNING SCORE

CAN - AUS

1st Quarter

WILLIAMS D **1 (7') 0**
CORDINGLEY A **2 (6') 0**
EVANS E **3 (1') 0**

2nd Quarter

CORDINGLEY A **4 (7') 0**
WILLIAMS D **5 (7') 0**
PERRONI N **6 (7') 0**
6 (4') 1 LATCH G
EVANS E **7 (4') 1**
BLACK L **8 (2') 1**
PERRONI N **9 (2') 1**

3rd Quarter

PERRONI N **10 (8') 1**
WALKER-WELCH B **11 (8') 1**
EVANS E **12 (7') 1**
BLACK L **13 (6') 1**
13 (4') 2 KELLY S
CHILD A **14 (3') 2**

4th Quarter

CHILD A **15 (8') 2**
EVANS E **16 (8') 2**
BAXTER M **17 (7') 2**
17 (6') 3 LATCH G
CHILD A **18 (5') 3**
CHILD A **19 (5') 3**
PERRONI N **20 (3') 3**
20 (2') 4 KELLY S
BLACK L **21 (2') 4**

Legend:

%	Efficiency	Ass.	Assists	CT	Caused Turnovers	DC	Draw Controls	FP	Field Player	GB	Ground Ball
GC	Green Card	GK	Goalkeeper	G/S	Goals/Shots	No.	Number	PIM	Penalties in Minutes	Pts.	Goals+Assists
Pos.	Playing Position	RC	Red Card	S/S	Saves/Shots on Goal	SOG	Shots on Goal	TO	Turnovers	YC	Yellow Card



Start List

Game No: 1

USA vs IRL

Head Official: OWEN Lara (GBR)

Officials: GAGNE Keith (CAN) / KRIWALL HUBNER Ake (GER)

USA - United States of America

No.	Name	Pos.	MP	Date of Birth	Goals	Ass.	Pts.
42	MORENO Taylor	GK		21 AUG 1998			
88	DOLCE Shea	GK		17 MAR 2004			
1	HUMPHREY Chloe	FP		5 MAR 2005			
2	APUZZO Sam (C)	FP		12 SEP 1997			
4	MCCOOL Marie (C)	FP		19 SEP 1996			
6	WEEKS Cassidy	FP		29 JAN 2000			
8	NORTH Charlotte	FP		3 MAR 1999			
12	MASTROIANNI Ally	FP		12 JAN 1999			
14	KENT Kenzie	FP		13 MAR 1996			
27	SCANE Izzy	FP		15 JUN 2000			
30	KENNEDY Ally	FP		16 MAY 1998			
99	MASERA Ellie	FP		24 JUL 2002			
Coach	MUNDAY Lindsey						


USA - Matches		
PR	IRL	7 AUG
PR	AUS	8 AUG
PR	CZE	9 AUG

IRL - Ireland

No.	Name	Pos.	MP	Date of Birth	Goals	Ass.	Pts.
40	CROSSON Haley	GK		30 SEP 1996			
2	HOWLETT Orla	FP		6 NOV 2006			
3	HARRIS Kendra	FP		24 AUG 2007			
7	EGAN Maggie (C)	FP		11 JUL 1995			
9	DURKIN Mairead	FP		24 FEB 2000			
12	BROSNAN Ava	FP		20 SEP 2003			
15	PETERSON Riley	FP		20 OCT 2005			
16	ANDERSEN Nonie (C)	FP		3 APR 1997			
21	WARD Rachel	FP		28 OCT 1992			
26	HEISLER Amelia	FP		29 MAY 1997			
36	SMITH Gillian	FP		8 JAN 2004			
42	ROSENZWEIG Gabby	FP		19 APR 1998			
Coach	SMITH Meghan						

IRL - Matches		
PR	USA	7 AUG
PR	CZE	8 AUG
PR	AUS	9 AUG

Legend:							
(C)	Captain	Ass.	Assists	MP	Matches Played	No.	Number
PR	Preliminary Round	Pts.	Goals+Assists			Pos.	Playing Position



Results

Game No: 1

USA 32 vs 11 IRL (12 - 2, 8 - 4, 7 - 3, 5 - 2)

Head Official: OWEN Lara (GBR)

Officials: GAGNE Keith (CAN) / KRIWALL HUBNER Ake (GER)

USA - United States of America

Players		Pos.	G/S	Ass.	Pts.	SOG	GB	CT	TO	DC	Penalties			
No.	Name										GC	YC	RC	PIM
1	HUMPHREY Chloe	FP	3/5	1	4	4			1					
2	APUZZO Sam	FP	1/6	1	2	4		3		3/3	1			0:30
4	MCCOOL Marie	FP	5/7	1	6	6								
6	WEEKS Cassidy	FP	1/4	1	2	4		1						
8	NORTH Charlotte	FP	5/5	3	8	5			1					
12	MASTROIANNI Ally	FP	2/4	1	3	2			1		1			0:30
14	KENT Kenzie	FP	2/2		2	2								
27	SCANE Izzy	FP	3/5	2	5	4								
30	KENNEDY Ally	FP	3/5	1	4	5								
99	MASERA Ellie	FP	6/8	3	9	6	1							
42	MORENO Taylor	GK						1						
88	DOLCE Shea	GK		1	1									
Totals			32/52	15	47	43	1	5	3	3/3	2			1:00

Goalies		S/S	%	Time Played
42	MORENO Taylor	6/11	54.55	16:00
88	DOLCE Shea	9/15	60.00	16:00

IRL - Ireland

Players		Pos.	G/S	Ass.	Pts.	SOG	GB	CT	TO	DC	Penalties			
No.	Name										GC	YC	RC	PIM
2	HOWLETT Orla	FP	2/6		2	4				0/2	1	1		1:30
3	HARRIS Kendra	FP	2/3		2	3								
7	EGAN Maggie	FP	1/2	1	2	2			2					
9	DURKIN Mairead	FP	2/4	1	3	3			2					
12	BROSNAN Ava	FP	0/2			2		1	2	0/1				
15	PETERSON Riley	FP	0/5			4		1	4		1			0:30
16	ANDERSEN Nonie	FP	1/3		1	1			3	1/1				
21	WARD Rachel	FP												
26	HEISLER Amelia	FP	0/1			1								
36	SMITH Gillian	FP	1/4	1	2	3			1	0/1				
42	ROSENZWEIG Gabby	FP	2/5	3	5	3								
40	CROSSON Haley	GK												
Totals			11/35	6	17	26		2	15	1/5	2	1		2:00

Goalies		S/S	%	Time Played
40	CROSSON Haley	11/43	25.58	32:00

RUNNING SCORE

USA - IRL

1st Quarter	
	1 (8') 0
NORTH C	2 (8') 0
SCANE I	3 (7') 0
McCOOL M	4 (6') 0
McCOOL M	5 (6') 0
MASTROIANNI A	6 (5') 0
MASERA E	7 (4') 0
McCOOL M	8 (4') 0
	8 (3') 1 EGAN M
NORTH C	9 (3') 1
NORTH C	10 (2') 1
KENNEDY A	11 (2') 1
	11 (1') 2 SMITH G
NORTH C	12 (1') 2
2nd Quarter	
KENT K	13 (8') 2
McCOOL M	14 (8') 2
HUMPHREY C	15 (7') 2
MASERA E	16 (7') 2
MASERA E	17 (6') 2
	17 (6') 3 HARRIS K
McCOOL M	18 (5') 3
	18 (5') 4 DURKIN M
KENNEDY A	19 (4') 4
	19 (4') 5 ROSENZWEIG G
WEEKS C	20 (3') 5
	20 (1') 6 HOWLETT O
3rd Quarter	
	20 (8') 7 ANDERSEN N
SCANE I	21 (7') 7
APUZZO S	22 (6') 7
HUMPHREY C	23 (5') 7
	23 (5') 8 DURKIN M
NORTH C	24 (5') 8
MASTROIANNI A	25 (4') 8
	25 (3') 9 HARRIS K
KENT K	26 (2') 9
SCANE I	27 (1') 9
4th Quarter	
HUMPHREY C	28 (7') 9
MASERA E	29 (7') 9
MASERA E	30 (6') 9
	30 (4') 10 HOWLETT O
MASERA E	31 (3') 10
	31 (2') 11 ROSENZWEIG G
KENNEDY A	32 (1') 11

Legend:

%	Efficiency	Ass.	Assists	CT	Caused Turnovers	DC	Draw Controls	FP	Field Player	GB	Ground Ball
GC	Green Card	GK	Goalkeeper	G/S	Goals/Shots	No.	Number	PIM	Penalties in Minutes	Pts.	Goals+Assists
Pos.	Playing Position	RC	Red Card	S/S	Saves/Shots on Goal	SOG	Shots on Goal	TO	Turnovers	YC	Yellow Card



Start List

Game No: 3

CZE vs AUS

Head Official: TOLL Carolyn (CAN)

Officials: LEAHY Michael (GBR) / LOWRANCE Jessica (USA)

CZE - Czechia

No.	Name	Pos.	MP	Date of Birth	Goals	Ass.	Pts.
23	NAJEMNIKOVA Katerina	GK	1	12 JUN 2003			
3	KEYES Isabella	FP	1	4 MAR 2006	4		4
6	DRBOHLAVOVA Veronika	FP	1	19 DEC 2006			
11	SEMERAKOVA Linda (C)	FP	1	14 OCT 2003			
12	SRCHOVA Michaela	FP	1	19 JUL 1989	1		1
13	BARTUSKOVA Tereza	FP	1	13 SEP 1994		2	2
14	JASKOVA Barbora	FP	1	21 SEP 2001			
15	KEYES Margaret	FP	1	1 NOV 2007	1	1	2
17	LOTTMANN Anna	FP	1	7 MAR 1991	2	3	5
18	MALINOVSKA Marketa	FP	1	15 SEP 2000	1	3	4
26	KODEROVA Barbora	FP	1	2 OCT 2006			
94	FISEROVA Marketa	FP	1	24 FEB 2007	1		1
Coach ONDRACEK Adam							

CZE - Matches		
PR	AUS	10-23
PR	IRL	8 AUG
PR	USA	9 AUG

AUS - Australia

No.	Name	Pos.	MP	Date of Birth	Goals	Ass.	Pts.
10	CUNNINGHAM Addie	GK	1	14 SEP 1992		7	7
1	KELLY Stephanie	FP	1	5 AUG 1998			
3	LANE Rebecca	FP	1	9 SEP 1996		1	1
5	THORNE Abby	FP	1	9 JUL 2002	1		1
7	NIELSEN Hannah (C)	FP	1	28 NOV 1987	1	2	3
11	PARKER Olivia	FP	1	3 JAN 1997	2		2
12	KWAS Theo	FP	1	9 DEC 1995	2		2
15	LEAVY Ocea	FP	1	3 FEB 2004	2		2
16	HIRON Ashtyn (C)	FP	1	1 NOV 1996	1	3	4
20	LATCH Georgia	FP	1	25 JUL 2002	4	1	5
21	SUARES-JURY Mim	FP	1	26 APR 2006	4		4
22	YU Bonnie	FP	1	9 JUN 2001	6	2	8
Coach DOWD Katrina							

AUS - Matches		
PR	CZE	23-10
PR	USA	8 AUG
PR	IRL	9 AUG

Legend:							
(C)	Captain	Ass.	Assists	MP	Matches Played	No.	Number
PR	Preliminary Round	Pts.	Goals+Assists			Pos.	Playing Position



Results

Game No: 3

CZE 10 vs 23 AUS

(3 - 4, 2 - 6, 2 - 7, 3 - 6)

Head Official: TOLL Carolyn (CAN)

Officials: LEAHY Michael (GBR) / LOWRANCE Jessica (USA)

CZE - Czechia

Players		Pos.	G/S	Ass.	Pts.	SOG	GB	CT	TO	DC	Penalties			
No.	Name										GC	YC	RC	PIM
3	KEYES Isabella	FP	4/5		4	5		1	3					
6	DRBOHLAVOVA Veronika	FP												
11	SEMERAKOVA Linda	FP									1			0:30
12	SRCHOVA Michaela	FP	1/6		1	4			2					
13	BARTUSKOVA Tereza	FP		2	2				3					
14	JASKOVA Barbora	FP												
15	KEYES Margaret	FP	1/2	1	2	2			1					
17	LOTTMANN Anna	FP	2/4	3	5	4		1	1					
18	MALINOVSKA Marketa	FP	1/5	3	4	5	1	1	1					
26	KODEROVA Barbora	FP						1						
94	FISEROVA Marketa	FP	1/3		1	2		1	1	2/2	1	1		1:30
23	NAJEMNIKOVA Katerina	GK						2						
Totals			10/25	9	19	22	1	7	12	2/2	2	1		2:00

Goalies		S/S	%	Time Played
No.	Name			
23	NAJEMNIKOVA Katerina	12/35	34.29	32:00

AUS - Australia

Players		Pos.	G/S	Ass.	Pts.	SOG	GB	CT	TO	DC	Penalties			
No.	Name										GC	YC	RC	PIM
1	KELLY Stephanie	FP	0/1						2					
3	LANE Rebecca	FP	0/1	1	1	1	1	1			1			0:30
5	THORNE Abby	FP	1/1		1	1								
7	NIELSEN Hannah	FP	1/3	2	3	3			3				1	2:00
11	PARKER Olivia	FP	2/3		2	3		2	1	2/4				
12	KWAS Theo	FP	2/4		2	4			1					
15	LEAVY Ocea	FP	2/3		2	2			1					
16	HIRON Ashtyn	FP	1/3	3	4	3		1			1	1		1:30
20	LATCH Georgia	FP	4/7	1	5	6	1							
21	SUARES-JURY Mim	FP	4/5		4	5			1					
22	YU Bonnie	FP	6/7	2	8	7		1	2					
10	CUNNINGHAM Addie	GK		7	7		1	3	2					
Totals			23/38	16	39	35	3	8	13	2/6	2	1	1	4:00

Goalies		S/S	%	Time Played
No.	Name			
10	CUNNINGHAM Addie	12/22	54.55	32:00

RUNNING SCORE

CZE - AUS

1st Quarter	
0 (6') 1	NIELSEN H
1 (4') 1	LOTTMANN A
1 (4') 2	YU B
2 (4') 2	KEYES M
2 (3') 3	HIRON A
2 (2') 4	YU B
3 (2') 4	KEYES I
2nd Quarter	
3 (7') 5	KWAS T
3 (6') 6	LEAVY O
3 (4') 7	YU B
4 (4') 7	KEYES I
4 (4') 8	SUARES-JURY M
4 (3') 9	PARKER O
5 (3') 9	FISEROVA M
5 (2') 10	YU B
3rd Quarter	
5 (8') 11	SUARES-JURY M
5 (8') 12	THORNE A
5 (7') 13	SUARES-JURY M
5 (5') 14	LATCH G
5 (4') 15	YU B
6 (2') 15	KEYES I
6 (2') 16	LATCH G
7 (1') 16	MALINOVSKA M
7 (1') 17	LEAVY O
4th Quarter	
7 (8') 18	LATCH G
8 (7') 18	SRCHOVA M
8 (7') 19	YU B
8 (7') 20	PARKER O
9 (6') 20	LOTTMANN A
10 (5') 20	KEYES I
10 (4') 21	SUARES-JURY M
10 (4') 22	LATCH G
10 (1') 23	KWAS T

Legend:

%	Efficiency	Ass.	Assists	CT	Caused Turnovers	DC	Draw Controls	FP	Field Player	GB	Ground Ball
GC	Green Card	GK	Goalkeeper	G/S	Goals/Shots	No.	Number	PIM	Penalties in Minutes	Pts.	Goals+Assists
Pos.	Playing Position	RC	Red Card	S/S	Saves/Shots on Goal	SOG	Shots on Goal	TO	Turnovers	YC	Yellow Card



Start List

Game No: 6

AUS vs USA

Head Official: LEAHY Michael (GBR)

Officials: OWEN Lara (GBR) / TOLL Carolyn (CAN)

AUS - Australia

No.	Name	Pos.	MP	Date of Birth	Goals	Ass.	Pts.
10	CUNNINGHAM Addie	GK	1	14 SEP 1992		7	7
1	KELLY Stephanie	FP	1	5 AUG 1998			
3	LANE Rebecca	FP	1	9 SEP 1996		1	1
5	THORNE Abby	FP	1	9 JUL 2002	1		1
7	NIELSEN Hannah (C)	FP	1	28 NOV 1987	1	2	3
11	PARKER Olivia	FP	1	3 JAN 1997	2		2
12	KWAS Theo	FP	1	9 DEC 1995	2		2
15	LEAVY Ocea	FP	1	3 FEB 2004	2		2
16	HIRON Ashtyn (C)	FP	1	1 NOV 1996	1	3	4
20	LATCH Georgia	FP	1	25 JUL 2002	4	1	5
21	SUARES-JURY Mim	FP	1	26 APR 2006	4		4
22	YU Bonnie	FP	1	9 JUN 2001	6	2	8
Coach DOWD Katrina							


AUS - Matches		
PR	CZE	23-10
PR	USA	8 AUG
PR	IRL	9 AUG

USA - United States of America

No.	Name	Pos.	MP	Date of Birth	Goals	Ass.	Pts.
42	MORENO Taylor	GK	1	21 AUG 1998			
88	DOLCE Shea	GK	1	17 MAR 2004		1	1
1	HUMPHREY Chloe	FP	1	5 MAR 2005	3	1	4
2	APUZZO Sam (C)	FP	1	12 SEP 1997	1	1	2
4	MCCOOL Marie (C)	FP	1	19 SEP 1996	5	1	6
6	WEEKS Cassidy	FP	1	29 JAN 2000	1	1	2
8	NORTH Charlotte	FP	1	3 MAR 1999	5	3	8
12	MASTROIANNI Ally	FP	1	12 JAN 1999	2	1	3
14	KENT Kenzie	FP	1	13 MAR 1996	2		2
27	SCANE Izzy	FP	1	15 JUN 2000	3	2	5
30	KENNEDY Ally	FP	1	16 MAY 1998	3	1	4
99	MASERA Ellie	FP	1	24 JUL 2002	6	3	9
Coach MUNDAY Lindsey							

USA - Matches		
PR	IRL	32-11
PR	AUS	8 AUG
PR	CZE	9 AUG

Legend:							
(C)	Captain	Ass.	Assists	MP	Matches Played	No.	Number
PR	Preliminary Round	Pts.	Goals+Assists			Pos.	Playing Position



Results

Game No: 6

AUS 13 vs 25 USA (4 - 7, 2 - 6, 1 - 10, 6 - 2)

Head Official: LEAHY Michael (GBR)

Officials: OWEN Lara (GBR) / TOLL Carolyn (CAN)

AUS - Australia

Players		Pos.	G/S	Ass.	Pts.	SOG	GB	CT	TO	DC	Penalties			
No.	Name										GC	YC	RC	PIM
1	KELLY Stephanie	FP	2/3	1	3	2			1					
3	LANE Rebecca	FP	0/1			1			1	0/3				
5	THORNE Abby	FP												
7	NIELSEN Hannah	FP	4/7	1	5	7		1	2	1/1				
11	PARKER Olivia	FP	0/2			1			1					
12	KWAS Theo	FP	0/3			1			1					
15	LEAVY Ocea	FP	2/3		2	3			3					
16	HIRON Ashtyn	FP		1	1				2		1			0:30
20	LATCH Georgia	FP	2/5	4	6	3	1		1					
21	SUARES-JURY Mim	FP	1/4		1	3	1		1		1			0:30
22	YU Bonnie	FP	2/4	1	3	2	2		1		1			0:30
10	CUNNINGHAM Addie	GK						1	1	2				
Totals			13/32	8	21	23	5	2	16	1/4	3			1:30

Goalies		S/S	%	Time Played
No.	Name			
10	CUNNINGHAM Addie	11/36	30.56	32:00

USA - United States of America

Players		Pos.	G/S	Ass.	Pts.	SOG	GB	CT	TO	DC	Penalties			
No.	Name										GC	YC	RC	PIM
1	HUMPHREY Chloe	FP	3/5	2	5	5		1	2					
2	APUZZO Sam	FP	4/7	1	5	7				1/2				
4	MCCOOL Marie	FP	2/3	3	5	3								
6	WEEKS Cassidy	FP	2/4	1	3	2			1					
8	NORTH Charlotte	FP	1/5	1	2	1	1	1		1/1				
12	MASTROIANNI Ally	FP	0/4	1	1	1	2		1		1			0:30
14	KENT Kenzie	FP	1/1	7	8	1	4			1/1				
27	SCANE Izzy	FP	6/6		6	6			1		2	1		2:00
30	KENNEDY Ally	FP	3/5	1	4	5	1							
99	MASERA Ellie	FP	3/6	4	7	5	3	1	1					
42	MORENO Taylor	GK												
88	DOLCE Shea	GK						2	1					
Totals			25/46	21	46	36	13	3	7	3/4	3	1		2:30

Goalies		S/S	%	Time Played
No.	Name			
42	MORENO Taylor	4/11	36.36	16:00
88	DOLCE Shea	6/12	50.00	16:00

RUNNING SCORE

AUS - USA

1st Quarter

	0 (8') 1	APUZZO S
LATCH G	1 (8') 1	
	1 (7') 2	HUMPHREY C
LATCH G	2 (7') 2	
	2 (7') 3	SCANE I
LEAVY O	3 (6') 3	
	3 (5') 4	WEEKS C
KELLY S	4 (5') 4	
	4 (4') 5	MASERA E
	4 (3') 6	NORTH C
	4 (2') 7	HUMPHREY C

2nd Quarter

NIELSEN H	5 (8') 7	
	5 (8') 8	SCANE I
YU B	6 (8') 8	
	6 (6') 9	APUZZO S
	6 (5') 10	SCANE I
	6 (4') 11	McCOOL M
	6 (2') 12	MASERA E
	6 (1') 13	KENNEDY A

3rd Quarter

	6 (8') 14	McCOOL M
	6 (7') 15	KENNEDY A
	6 (6') 16	SCANE I
	6 (5') 17	KENNEDY A
	6 (3') 18	APUZZO S
	6 (3') 19	HUMPHREY C
	6 (2') 20	KENT K
	6 (1') 21	SCANE I
SUARES-JURY M	7 (1') 21	
	7 (1') 22	APUZZO S
	7 (1') 23	MASERA E

4th Quarter

LEAVY O	8 (8') 23	
	8 (4') 24	WEEKS C
NIELSEN H	9 (4') 24	
NIELSEN H	10 (4') 24	
KELLY S	11 (3') 24	
NIELSEN H	12 (2') 24	
YU B	13 (1') 24	
	13 (1') 25	SCANE I

Legend:

%	Efficiency	Ass.	Assists	CT	Caused Turnovers	DC	Draw Controls	FP	Field Player	GB	Ground Ball
GC	Green Card	GK	Goalkeeper	G/S	Goals/Shots	No.	Number	PIM	Penalties in Minutes	Pts.	Goals+Assists
Pos.	Playing Position	RC	Red Card	S/S	Saves/Shots on Goal	SOG	Shots on Goal	TO	Turnovers	YC	Yellow Card



Start List

Game No: 7

IRL vs CZE

Head Official: LOWRANCE Jessica (USA)

Officials: MACNEILL Cheryl (CAN) / MANGOLD-DOERING Annika (GER)

IRL - Ireland

No.	Name	Pos.	MP	Date of Birth	Goals	Ass.	Pts.
40	CROSSON Haley	GK	1	30 SEP 1996			
2	HOWLETT Orla	FP	1	6 NOV 2006	2		2
3	HARRIS Kendra	FP	1	24 AUG 2007	2		2
7	EGAN Maggie (C)	FP	1	11 JUL 1995	1	1	2
9	DURKIN Mairead	FP	1	24 FEB 2000	2	1	3
12	BROSNAN Ava	FP	1	20 SEP 2003			
15	PETERSON Riley	FP	1	20 OCT 2005			
16	ANDERSEN Nonie (C)	FP	1	3 APR 1997	1		1
21	WARD Rachel	FP	1	28 OCT 1992			
26	HEISLER Amelia	FP	1	29 MAY 1997			
36	SMITH Gillian	FP	1	8 JAN 2004	1	1	2
42	ROSENZWEIG Gabby	FP	1	19 APR 1998	2	3	5
Coach SMITH Meghan							

IRL - Matches		
PR	USA	11-32
PR	CZE	8 AUG
PR	AUS	9 AUG

CZE - Czechia

No.	Name	Pos.	MP	Date of Birth	Goals	Ass.	Pts.
23	NAJEMNIKOVA Katerina	GK	1	12 JUN 2003			
3	KEYES Isabella	FP	1	4 MAR 2006	4		4
6	DRBOHLAVOVA Veronika	FP	1	19 DEC 2006			
11	SEMERAKOVA Linda (C)	FP	1	14 OCT 2003			
12	SRCHOVA Michaela	FP	1	19 JUL 1989	1		1
13	BARTUSKOVA Tereza	FP	1	13 SEP 1994		2	2
14	JASKOVA Barbora	FP	1	21 SEP 2001			
15	KEYES Margaret	FP	1	1 NOV 2007	1	1	2
17	LOTTMANN Anna	FP	1	7 MAR 1991	2	3	5
18	MALINOVSKA Marketa	FP	1	15 SEP 2000	1	3	4
26	KODEROVA Barbora	FP	1	2 OCT 2006			
94	FISEROVA Marketa	FP	1	24 FEB 2007	1		1
Coach ONDRACEK Adam							

CZE - Matches		
PR	AUS	10-23
PR	IRL	8 AUG
PR	USA	9 AUG

Legend:							
(C)	Captain	Ass.	Assists	MP	Matches Played	No.	Number
PR	Preliminary Round	Pts.	Goals+Assists			Pos.	Playing Position



Results

Game No: 7

IRL 10 vs 16 CZE (2 - 4, 2 - 4, 3 - 2, 3 - 6)

Head Official: LOWRANCE Jessica (USA)

Officials: MACNEILL Cheryl (CAN) / MANGOLD-DOERING Annika (GER)

IRL - Ireland

Players		Pos.	G/S	Ass.	Pts.	SOG	GB	CT	TO	DC	Penalties			
No.	Name										GC	YC	RC	PIM
2	HOWLETT Orla	FP	1/3		1	3			1		1	1		1:30
3	HARRIS Kendra	FP	1/3	1	2	3								
7	EGAN Maggie	FP	0/3			1	1		3	1/2				
9	DURKIN Mairead	FP	2/3		2	2	2			0/2	1			0:30
12	BROSNAN Ava	FP	2/4		2	3								
15	PETERSON Riley	FP	0/3	1	1	2	2	1	1			1		1:00
16	ANDERSEN Nonie	FP	0/3			3	1	1						
21	WARD Rachel	FP	2/3		2	3								
26	HEISLER Amelia	FP					2				1			0:30
36	SMITH Gillian	FP	0/4			2	2							
42	ROSENZWEIG Gabby	FP	2/5	1	3	5	2		1		1			0:30
40	CROSSON Haley	GK		2	2				3					
Totals			10/34	5	15	27	12	2	9	1/4	4	2		4:00

Goalies		S/S	%	Time Played
40	CROSSON Haley	9/25	36.00	32:00

CZE - Czechia

Players		Pos.	G/S	Ass.	Pts.	SOG	GB	CT	TO	DC	Penalties			
No.	Name										GC	YC	RC	PIM
3	KEYES Isabella	FP	3/4	2	5	3	5			3/4				
6	DRBOHLAVOVA Veronika	FP							1		1			0:30
11	SEMERAKOVA Linda	FP									1			0:30
12	SRCHOVA Michaela	FP	4/8	2	6	7								
13	BARTUSKOVA Tereza	FP		1	1									
14	JASKOVA Barbora	FP	1/1	1	2	1			1					
15	KEYES Margaret	FP	1/2		1	1			2			1		1:00
17	LOTTMANN Anna	FP	2/7	4	6	5			1					
18	MALINOVSKA Marketa	FP	1/2	2	3	2								
26	KODEROVA Barbora	FP	1/2	1	2	1	1				1			0:30
94	FISEROVA Marketa	FP	3/6		3	5	2		2					
23	NAJEMNIKOVA Katerina	GK					1		3			1		1:00
Totals			16/32	13	29	25	9		10	3/4	3	2		3:30

Goalies		S/S	%	Time Played
23	NAJEMNIKOVA Katerina	17/27	62.96	32:00

RUNNING SCORE

IRL - CZE

1st Quarter

	0 (7') 1	SRCHOVA M
DURKIN M	1 (7') 1	
	1 (6') 2	KODEROVA B
BROSNAN A	2 (5') 2	
	2 (4') 3	FISEROVA M
	2 (4') 4	JASKOVA B

2nd Quarter

WARD R	3 (7') 4	
BROSNAN A	4 (6') 4	
	4 (5') 5	MALINOVSKA M
	4 (5') 6	FISEROVA M
	4 (3') 7	FISEROVA M
	4 (3') 8	KEYES I

3rd Quarter

ROSENZWEIG G	5 (8') 8	
	5 (5') 9	LOTTMANN A
ROSENZWEIG G	6 (4') 9	
	6 (1') 10	SRCHOVA M
WARD R	7 (1') 10	

4th Quarter

	7 (7') 11	KEYES I
	7 (7') 12	KEYES M
DURKIN M	8 (7') 12	
	8 (5') 13	LOTTMANN A
	8 (5') 14	SRCHOVA M
HOWLETT O	9 (4') 14	
	9 (3') 15	KEYES I
	9 (2') 16	SRCHOVA M
HARRIS K	10 (1') 16	

Legend:

%	Efficiency	Ass.	Assists	CT	Caused Turnovers	DC	Draw Controls	FP	Field Player	GB	Ground Ball
GC	Green Card	GK	Goalkeeper	G/S	Goals/Shots	No.	Number	PIM	Penalties in Minutes	Pts.	Goals+Assists
Pos.	Playing Position	RC	Red Card	S/S	Saves/Shots on Goal	SOG	Shots on Goal	TO	Turnovers	YC	Yellow Card



Start List

Game No: 9

USA vs CZE

Head Official: MORLEY Kellie (AUS)

Officials: KRIWALL HUBNER Ake (GER) / LEAHY Michael (GBR)

USA - United States of America

No.	Name	Pos.	MP	Date of Birth	Goals	Ass.	Pts.
42	MORENO Taylor	GK	2	21 AUG 1998			
88	DOLCE Shea	GK	2	17 MAR 2004		1	1
1	HUMPHREY Chloe	FP	2	5 MAR 2005	6	3	9
2	APUZZO Sam (C)	FP	2	12 SEP 1997	5	2	7
4	MCCOOL Marie (C)	FP	2	19 SEP 1996	7	4	11
6	WEEKS Cassidy	FP	2	29 JAN 2000	3	2	5
8	NORTH Charlotte	FP	2	3 MAR 1999	6	4	10
12	MASTROIANNI Ally	FP	2	12 JAN 1999	2	2	4
14	KENT Kenzie	FP	2	13 MAR 1996	3	7	10
27	SCANE Izzy	FP	2	15 JUN 2000	9	2	11
30	KENNEDY Ally	FP	2	16 MAY 1998	6	2	8
99	MASERA Ellie	FP	2	24 JUL 2002	9	7	16
Coach MUNDAY Lindsey							

USA - Matches		
PR	IRL	32-11
PR	AUS	25-13
PR	CZE	9 AUG

CZE - Czechia

No.	Name	Pos.	MP	Date of Birth	Goals	Ass.	Pts.
23	NAJEMNIKOVA Katerina	GK	2	12 JUN 2003			
3	KEYES Isabella	FP	2	4 MAR 2006	7	2	9
6	DRBOHLAVOVA Veronika	FP	2	19 DEC 2006			
11	SEMERAKOVA Linda (C)	FP	2	14 OCT 2003			
12	SRCHOVA Michaela	FP	2	19 JUL 1989	5	2	7
13	BARTUSKOVA Tereza	FP	2	13 SEP 1994		3	3
14	JASKOVA Barbora	FP	2	21 SEP 2001	1	1	2
15	KEYES Margaret	FP	2	1 NOV 2007	2	1	3
17	LOTTMANN Anna	FP	2	7 MAR 1991	4	7	11
18	MALINOVSKA Marketa	FP	2	15 SEP 2000	2	5	7
26	KODEROVA Barbora	FP	2	2 OCT 2006	1	1	2
94	FISEROVA Marketa	FP	2	24 FEB 2007	4		4
Coach ONDRACEK Adam							

CZE - Matches		
PR	AUS	10-23
PR	IRL	16-10
PR	USA	9 AUG

Legend:							
(C)	Captain	Ass.	Assists	MP	Matches Played	No.	Number
PR	Preliminary Round	Pts.	Goals+Assists			Pos.	Playing Position



Results

Game No: 9

USA 32 vs 8 CZE (5 - 2, 9 - 2, 11 - 2, 7 - 2)

Head Official: MORLEY Kellie (AUS)

Officials: KRIWALL HUBNER Ake (GER) / LEAHY Michael (GBR)

USA - United States of America

Players		Pos.	G/S	Ass.	Pts.	SOG	GB	CT	TO	DC	Penalties			
No.	Name										GC	YC	RC	PIM
1	HUMPHREY Chloe	FP	6/9	5	11	8	2		3					
2	APUZZO Sam	FP	5/6		5	6	1			2/4				
4	MCCOOL Marie	FP	5/8	2	7	6	2		1					
6	WEEKS Cassidy	FP	1/3	1	2	2								
8	NORTH Charlotte	FP	4/8	6	10	7								
12	MASTROIANNI Ally	FP	2/3	1	3	3		1	2					
14	KENT Kenzie	FP	1/1	3	4	1	1		5					
27	SCANE Izzy	FP	3/7	2	5	6	3				1			0:30
30	KENNEDY Ally	FP	5/6	1	6	5	3		2					
99	MASERA Ellie	FP	0/2	4	4	1	1		1					
42	MORENO Taylor	GK												
88	DOLCE Shea	GK												
Totals			32/53	25	57	45	13	1	14	2/4	1			0:30

Goalies		S/S	%	Time Played
No.	Name			
42	MORENO Taylor	4/8	50.00	16:00
88	DOLCE Shea	4/8	50.00	16:00

CZE - Czechia

Players		Pos.	G/S	Ass.	Pts.	SOG	GB	CT	TO	DC	Penalties			
No.	Name										GC	YC	RC	PIM
3	KEYES Isabella	FP	1/2		1	1	1	1		2/4				
6	DRBOHLAVOVA Veronika	FP												
11	SEMERAKOVA Linda	FP	0/4			2			1					
12	SRCHOVA Michaela	FP	0/3			2	1				1			0:30
13	BARTUSKOVA Tereza	FP						3			1			0:30
14	JASKOVA Barbora	FP	1/1		1	1	1	1						
15	KEYES Margaret	FP	0/2									1		1:00
17	LOTTMANN Anna	FP	1/3	3	4	3	1	3	1					
18	MALINOVSKA Marketa	FP	2/3	1	3	3	1	1	2		1	1		1:30
26	KODEROVA Barbora	FP						1	2					
94	FISEROVA Marketa	FP	3/6		3	4								
23	NAJEMNIKOVA Katerina	GK		1	1			2	3					
Totals			8/24	5	13	16	6	13	7	2/4	3	2		3:30

Goalies		S/S	%	Time Played
No.	Name			
23	NAJEMNIKOVA Katerina	13/45	28.89	32:00

RUNNING SCORE

USA - CZE

1st Quarter	
APUZZO S	1 (6') 0
KENNEDY A	2 (4') 0
	2 (3') 1 JASKOVA B
HUMPHREY C	3 (2') 1
HUMPHREY C	4 (1') 1
	4 (1') 2 FISEROVA M
WEEKS C	5 (1') 2

2nd Quarter	
KENNEDY A	6 (8') 2
NORTH C	7 (7') 2
	7 (6') 3 FISEROVA M
McCOOL M	8 (5') 3
KENNEDY A	9 (5') 3
KENNEDY A	10 (4') 3
MASTROIANNI A	11 (4') 3
	11 (3') 4 KEYES I
McCOOL M	12 (2') 4
MASTROIANNI A	13 (1') 4
NORTH C	14 (1') 4

3rd Quarter	
McCOOL M	15 (8') 4
	15 (8') 5 FISEROVA M
SCANE I	16 (7') 5
APUZZO S	17 (6') 5
SCANE I	18 (5') 5
	18 (5') 6 MALINOVSKA M
SCANE I	19 (4') 6
NORTH C	20 (4') 6
APUZZO S	21 (3') 6
APUZZO S	22 (3') 6
McCOOL M	23 (2') 6
HUMPHREY C	24 (1') 6
HUMPHREY C	25 (1') 6

4th Quarter	
KENNEDY A	26 (8') 6
HUMPHREY C	27 (4') 6
	27 (4') 7 MALINOVSKA M
HUMPHREY C	28 (3') 7
APUZZO S	29 (2') 7
NORTH C	30 (2') 7
McCOOL M	31 (1') 7
	31 (1') 8 LOTTMANN A
KENT K	32 (1') 8

Legend:

%	Efficiency	Ass.	Assists	CT	Caused Turnovers	DC	Draw Controls	FP	Field Player	GB	Ground Ball
GC	Green Card	GK	Goalkeeper	G/S	Goals/Shots	No.	Number	PIM	Penalties in Minutes	Pts.	Goals+Assists
Pos.	Playing Position	RC	Red Card	S/S	Saves/Shots on Goal	SOG	Shots on Goal	TO	Turnovers	YC	Yellow Card



Start List

Game No: 11

AUS vs IRL

Head Official: OWEN Lara (GBR)

Officials: GAGNE Keith (CAN) / MACNEILL Cheryl (CAN)

AUS - Australia

No.	Name	Pos.	MP	Date of Birth	Goals	Ass.	Pts.
10	CUNNINGHAM Addie	GK	2	14 SEP 1992		7	7
1	KELLY Stephanie	FP	2	5 AUG 1998	2	1	3
3	LANE Rebecca	FP	2	9 SEP 1996		1	1
5	THORNE Abby	FP	2	9 JUL 2002	1		1
7	NIELSEN Hannah (C)	FP	2	28 NOV 1987	5	3	8
11	PARKER Olivia	FP	2	3 JAN 1997	2		2
12	KWAS Theo	FP	2	9 DEC 1995	2		2
15	LEAVY Ocea	FP	2	3 FEB 2004	4		4
16	HIRON Ashtyn (C)	FP	2	1 NOV 1996	1	4	5
20	LATCH Georgia	FP	2	25 JUL 2002	6	5	11
21	SUARES-JURY Mim	FP	2	26 APR 2006	5		5
22	YU Bonnie	FP	2	9 JUN 2001	8	3	11
Coach DOWD Katrina							

AUS - Matches		
PR	CZE	23-10
PR	USA	13-25
PR	IRL	9 AUG

IRL - Ireland

No.	Name	Pos.	MP	Date of Birth	Goals	Ass.	Pts.
40	CROSSON Haley	GK	2	30 SEP 1996		2	2
2	HOWLETT Orla	FP	2	6 NOV 2006	3		3
3	HARRIS Kendra	FP	2	24 AUG 2007	3	1	4
7	EGAN Maggie (C)	FP	2	11 JUL 1995	1	1	2
9	DURKIN Mairead	FP	2	24 FEB 2000	4	1	5
12	BROSNAN Ava	FP	2	20 SEP 2003	2		2
15	PETERSON Riley	FP	2	20 OCT 2005		1	1
16	ANDERSEN Nonie (C)	FP	2	3 APR 1997	1		1
21	WARD Rachel	FP	2	28 OCT 1992	2		2
26	HEISLER Amelia	FP	2	29 MAY 1997			
36	SMITH Gillian	FP	2	8 JAN 2004	1	1	2
42	ROSENZWEIG Gabby	FP	2	19 APR 1998	4	4	8
Coach SMITH Meghan							

IRL - Matches		
PR	USA	11-32
PR	CZE	10-16
PR	AUS	9 AUG

Legend:							
(C)	Captain	Ass.	Assists	MP	Matches Played	No.	Number
PR	Preliminary Round	Pts.	Goals+Assists			Pos.	Playing Position



Results

Game No: 11

AUS 18 vs 7 IRL (3 - 1, 5 - 1, 5 - 0, 5 - 5)

Head Official: OWEN Lara (GBR)

Officials: GAGNE Keith (CAN) / MACNEILL Cheryl (CAN)

AUS - Australia

Players		Pos.	G/S	Ass.	Pts.	SOG	GB	CT	TO	DC	Penalties			
No.	Name										GC	YC	RC	PIM
1	KELLY Stephanie	FP	2/4	1	3	4		1	3					
3	LANE Rebecca	FP	1/2	1	2	1	1							
5	THORNE Abby	FP					1				1			0:30
7	NIELSEN Hannah	FP	1/3	4	5	3	1		3		1			0:30
11	PARKER Olivia	FP	1/1	1	2	1	3			1/1				
12	KWAS Theo	FP	0/3	2	2	2	2							
15	LEAVY Ocea	FP	1/1		1	1	2	1	1					
16	HIRON Ashtyn	FP	1/4	3	4	3	1	1						
20	LATCH Georgia	FP	5/10		5	9	2		1					
21	SUARES-JURY Mim	FP	5/6	1	6	6	2				2			1:00
22	YU Bonnie	FP	1/3	1	2	3					1			0:30
10	CUNNINGHAM Addie	GK												
Totals			18/38	14	32	33	15	3	8	1/1	5			2:30

Goalies		S/S	%	Time Played
10	CUNNINGHAM Addie	4/11	36.36	32:00

IRL - Ireland

Players		Pos.	G/S	Ass.	Pts.	SOG	GB	CT	TO	DC	Penalties			
No.	Name										GC	YC	RC	PIM
2	HOWLETT Orla	FP	0/1	1	1	1								
3	HARRIS Kendra	FP	0/1							0/2				
7	EGAN Maggie	FP	2/2		2	2	2			3/3	1	1		1:30
9	DURKIN Mairead	FP	1/2		1	2					1	1		1:30
12	BROSNAN Ava	FP	4/5	1	5	4		1						
15	PETERSON Riley	FP	0/3	1	1		1				1	2		2:30
16	ANDERSEN Nonie	FP						1	2					
21	WARD Rachel	FP						1						
26	HEISLER Amelia	FP					1							
36	SMITH Gillian	FP							2					
42	ROSENZWEIG Gabby	FP	0/4	1	1	2	1		2		1			0:30
40	CROSSON Haley	GK							6					
Totals			7/18	4	11	11	5	3	12	3/5	4	4		6:00

Goalies		S/S	%	Time Played
40	CROSSON Haley	15/33	45.45	32:00

RUNNING SCORE

AUS - IRL

1st Quarter	
LEAVY O	1 (8') 0
SUARES-JURY M	2 (7') 0
EGAN M	2 (4') 1
LATCH G	3 (3') 1
2nd Quarter	
LATCH G	4 (4') 1
PARKER O	5 (4') 1
HIRON A	6 (4') 1
DURKIN M	6 (3') 2
SUARES-JURY M	7 (2') 2
KELLY S	8 (1') 2
3rd Quarter	
LATCH G	9 (7') 2
LANE R	10 (6') 2
SUARES-JURY M	11 (5') 2
SUARES-JURY M	12 (4') 2
LATCH G	13 (1') 2
4th Quarter	
YU B	14 (8') 2
BROSNAN A	14 (8') 3
NIELSEN H	15 (7') 3
LATCH G	16 (6') 3
BROSNAN A	16 (6') 4
SUARES-JURY M	17 (5') 4
BROSNAN A	17 (5') 5
EGAN M	17 (2') 6
BROSNAN A	17 (2') 7
KELLY S	18 (1') 7

Legend:

%	Efficiency	Ass.	Assists	CT	Caused Turnovers	DC	Draw Controls	FP	Field Player	GB	Ground Ball
GC	Green Card	GK	Goalkeeper	G/S	Goals/Shots	No.	Number	PIM	Penalties in Minutes	Pts.	Goals+Assists
Pos.	Playing Position	RC	Red Card	S/S	Saves/Shots on Goal	SOG	Shots on Goal	TO	Turnovers	YC	Yellow Card



Start List

Game No: 2

CAN vs JPN

Head Official: MACNEILL Cheryl (CAN)

Officials: KRIWALL HUBNER Ake (GER) / GAGNE Keith (CAN)

CAN - Canada

No.	Name	Pos.	MP	Date of Birth	Goals	Ass.	Pts.
37	SPENCE Lauren	GK		15 SEP 2003			
2	BLACK Lauren	FP		29 SEP 2003			
5	CORDINGLEY Aurora	FP		30 JUN 1999			
7	WALKER-WELCH Brooklyn	FP		17 FEB 2003			
8	DOBSON Kylea	FP		4 APR 2002			
11	EVANS Erica (C)	FP		9 APR 1996			
16	CHILD Annabel	FP		17 SEP 2002			
21	CHEVARIE Bianca	FP		17 FEB 2001			
49	BAXTER Maddy	FP		25 DEC 2001			
51	WILLIAMS Dylana	FP		24 OCT 2003			
88	PERRONI Nicole	FP		8 AUG 2001			
91	DEAN Jordan	FP		31 MAR 2003			
Coach WILLIAMS Shawn							

CAN - Matches		
PR	JPN	7 AUG
PR	GBR	8 AUG
PR	CHN	9 AUG

JPN - Japan

No.	Name	Pos.	MP	Date of Birth	Goals	Ass.	Pts.
1	FUJITA Runa (C)	GK		25 DEC 1999			
2	KAWAMURA Mao	GK		30 JUL 2001			
3	JONES Monika	FP		9 DEC 2000			
4	TOMURA Maika	FP		7 FEB 2000			
5	SAKURAI Miho	FP		3 OCT 1998			
6	KOBAYASHI Chisa	FP		15 JUL 1996			
7	TANAKA Nozomi	FP		3 DEC 1995			
8	HOSOUME Shihomi	FP		16 MAY 1994			
9	NAKAZAWA Negai	FP		12 NOV 2003			
10	ODA Atsuko	FP		16 JUN 2003			
11	NAKAZAWA Kokoro	FP		27 OCT 2001			
12	KAWAI Nene	FP		28 FEB 2002			
Coach NAGASHIMA Masakazu							

JPN - Matches		
PR	CAN	7 AUG
PR	CHN	8 AUG
PR	GBR	9 AUG

Legend:							
(C)	Captain	Ass.	Assists	MP	Matches Played	No.	Number
PR	Preliminary Round	Pts.	Goals+Assists			Pos.	Playing Position



Results

Game No: 2

CAN 20 vs 5 JPN (7 - 3, 5 - 1, 4 - 0, 4 - 1)

Head Official: MACNEILL Cheryl (CAN)

Officials: KRIWALL HUBNER Ake (GER) / GAGNE Keith (CAN)

CAN - Canada

Players		Pos.	G/S	Ass.	Pts.	SOG	GB	CT	TO	DC	Penalties			
No.	Name										GC	YC	RC	PIM
2	BLACK Lauren	FP	2/3		2	3		1	1					
5	CORDINGLEY Aurora	FP	1/5	1	2	3		1	1					
7	WALKER-WELCH Brooklyn	FP	1/3	1	2	3		3	1					
8	DOBSON Kylea	FP	0/2	1	1	2		1	1					
11	EVANS Erica	FP	4/7	1	5	5	1							
16	CHILD Annabel	FP	3/4	3	6	3			1					
21	CHEVARIE Bianca	FP		1	1			1			1			0:30
49	BAXTER Maddy	FP	3/4	1	4	3			1					
51	WILLIAMS Dylana	FP	4/4	1	5	4			1					
88	PERRONI Nicole	FP	2/3	2	4	2		1	1					
91	DEAN Jordan	FP	0/2	1	1	2		2		1/1				
37	SPENCE Lauren	GK						1						
Totals			20/37	13	33	30	1	11	8	1/2	1			0:30

Goalies		S/S	%	Time Played
37	SPENCE Lauren	9/14	64.29	32:00

JPN - Japan

Players		Pos.	G/S	Ass.	Pts.	SOG	GB	CT	TO	DC	Penalties			
No.	Name										GC	YC	RC	PIM
3	JONES Monika	FP	1/1	1	2	1			1				1	2:00
4	TOMURA Maika	FP						1	1					
5	SAKURAI Miho	FP	0/4			3		1						
6	KOBAYASHI Chisa	FP	1/6		1	3			2	3/3				
7	TANAKA Nozomi	FP	1/1		1	1								
8	HOSOUME Shihomi	FP	1/1		1	1	1	1	2					
9	NAKAZAWA Negai	FP	0/5			3	1		4					
10	ODA Atsuko	FP	0/1				1	1						
11	NAKAZAWA Kokoro	FP	1/4		1	2			3					
12	KAWAI Nene	FP					1		2					
1	FUJITA Runa	GK												
2	KAWAMURA Mao	GK							1					
Totals			5/23	1	6	14	4	4	16	3/5			1	2:00

Goalies		S/S	%	Time Played
1	FUJITA Runa	5/16	31.25	16:00
2	KAWAMURA Mao	5/14	35.71	16:00

RUNNING SCORE

CAN - JPN

1st Quarter

BLACK L	1 (8') 0
WILLIAMS D	2 (7') 0
	2 (6') 1 TANAKA N
BAXTER M	3 (5') 1
EVANS E	4 (5') 1
	4 (3') 2 NAKAZAWA K
BAXTER M	5 (2') 2
	5 (2') 3 JONES M
BLACK L	6 (1') 3
CHILD A	7 (1') 3

2nd Quarter

WILLIAMS D	8 (7') 3
	8 (6') 4 KOBAYASHI C
PERRONI N	9 (5') 4
EVANS E	10 (4') 4
EVANS E	11 (2') 4
CORDINGLEY A	12 (2') 4

3rd Quarter

CHILD A	13 (7') 4
EVANS E	14 (6') 4
CHILD A	15 (5') 4
WILLIAMS D	16 (4') 4

4th Quarter

WALKER-WELCH B	17 (7') 4
BAXTER M	18 (3') 4
PERRONI N	19 (2') 4
WILLIAMS D	20 (2') 4
	20 (1') 5 HOSOUME S

Legend:

%	Efficiency	Ass.	Assists	CT	Caused Turnovers	DC	Draw Controls	FP	Field Player	GB	Ground Ball
GC	Green Card	GK	Goalkeeper	G/S	Goals/Shots	No.	Number	PIM	Penalties in Minutes	Pts.	Goals+Assists
Pos.	Playing Position	RC	Red Card	S/S	Saves/Shots on Goal	SOG	Shots on Goal	TO	Turnovers	YC	Yellow Card



Start List

Game No: 4

CHN vs GBR

Head Official: MANGOLD-DOERING Annika (GER)

Officials: LOWRANCE Jessica (USA) / MORLEY Kellie (AUS)

CHN - People's Republic of China

No.	Name	Pos.	MP	Date of Birth	Goals	Ass.	Pts.
23	YANG Becky	GK		30 JUL 2002			
2	CHENG Ling	FP		13 FEB 2004			
5	CHEN Lee	FP		23 FEB 2005			
7	ZOU Angela	FP		29 MAY 2006			
8	ZHANG Danni	FP		28 SEP 2001			
10	PENG Jing (C)	FP		4 MAY 1992			
12	ZHANG Yixin	FP		9 DEC 2005			
13	ZHOU Yunjiang	FP		7 AUG 1993			
17	ZHAO Xinyi	FP		17 AUG 2005			
32	YAO Saidong	FP		5 FEB 1993			
33	CAO Cancan	FP		21 NOV 2004			
77	JIA Cindy	FP		7 JUL 2007			
Coach	XIAO Xiao						

CHN - Matches		
PR	GBR	0-13
PR	JPN	8 AUG
PR	CAN	9 AUG

GBR - Great Britain

No.	Name	Pos.	MP	Date of Birth	Goals	Ass.	Pts.
1	WHITTINGTON Dylan	GK		15 APR 2002			
25	CHANDLER Emilie	GK		19 APR 1998			
3	GREEN Cece	FP		20 APR 2000			
4	NEVILLE Anna	FP		11 NOV 2001			
6	OAKLEY Emma (C)	FP		15 MAR 1995			
7	GRAY Chess	FP		26 FEB 1997			
8	SAVAGE Emma	FP		20 JUN 2002			
10	GRAY Emily	FP		8 FEB 1990			
11	WIMPENNY Liv	FP		8 DEC 1995			
14	LOXTON Araminta	FP		12 APR 2002			
15	HART Lauren	FP		29 SEP 2001			
17	ROBERTSON Lottie	FP		1 FEB 1998			
Coach	STOTT Ailsa						

GBR - Matches		
PR	CHN	13-0
PR	CAN	8 AUG
PR	JPN	9 AUG

Legend:									
(C)	Captain	Ass.	Assists	MP	Matches Played	No.	Number	Pos.	Playing Position
PR	Preliminary Round	Pts.	Goals+Assists						



Results

Game No: 4

CHN 2 vs 24 GBR (0 - 10, 0 - 5, 1 - 4, 1 - 5)

Head Official: MANGOLD-DOERING Annika (GER)

Officials: LOWRANCE Jessica (USA) / MORLEY Kellie (AUS)

CHN - People's Republic of China

Players		Pos.	G/S	Ass.	Pts.	SOG	GB	CT	TO	DC	Penalties			
No.	Name										GC	YC	RC	PIM
2	CHENG Ling	FP	0/1			1			1					
5	CHEN Lee	FP	1/2	1	2	2						2		2:00
7	ZOU Angela	FP	1/3	1	2	3		1	6					
8	ZHANG Danni	FP									1			0:30
10	PENG Jing	FP	0/3			3			3	0/4		2		2:00
12	ZHANG Yixin	FP	0/1			1								
13	ZHOU Yunjiang	FP						2	1		1			0:30
17	ZHAO Xinyi	FP	0/4			1						1		1:00
32	YAO Saidong	FP						2						
33	CAO Cancan	FP	0/3			3	1	1						
77	JIA Cindy	FP						3	1					
23	YANG Becky	GK						1	4					
Totals			2/17	2	4	14	1	10	16	0/4	2	5		6:00

Goalies		S/S	%	Time Played
No.	Name			
23	YANG Becky	9/33	27.27	32:00

GBR - Great Britain

Players		Pos.	G/S	Ass.	Pts.	SOG	GB	CT	TO	DC	Penalties			
No.	Name										GC	YC	RC	PIM
3	GREEN Cece	FP	2/2	3	5	2	2		1					
4	NEVILLE Anna	FP	2/6		2	6			1	1/1				
6	OAKLEY Emma	FP	1/1	3	4	1	1		1					
7	GRAY Chess	FP	0/4			2		1						
8	SAVAGE Emma	FP	5/6		5	6		1			1			0:30
10	GRAY Emily	FP	1/1	4	5	1		1	3		1			0:30
11	WIMPENNY Liv	FP	5/8	1	6	7	1		5	3/3				
14	LOXTON Araminta	FP	2/3	1	3	2	3	1	2					
15	HART Lauren	FP	1/1	4	5	1								
17	ROBERTSON Lottie	FP	5/6	3	8	5	1	1	1					
1	WHITTINGTON Dylan	GK							1					
25	CHANDLER Emilie	GK						1						
Totals			24/38	19	43	33	8	6	15	4/4	2			1:00

Goalies		S/S	%	Time Played
No.	Name			
1	WHITTINGTON Dylan	5/5	100.00	16:00
25	CHANDLER Emilie	7/9	77.78	16:00

RUNNING SCORE

CHN - GBR

1st Quarter

0 (8')	1	WIMPENNY L
0 (7')	2	ROBERTSON L
0 (6')	3	NEVILLE A
0 (5')	4	SAVAGE E
0 (5')	5	LOXTON A
0 (4')	6	ROBERTSON L
0 (3')	7	WIMPENNY L
0 (2')	8	GRAY E
0 (2')	9	ROBERTSON L
0 (1')	10	ROBERTSON L

2nd Quarter

0 (7')	11	OAKLEY E
0 (7')	12	GREEN C
0 (6')	13	WIMPENNY L
0 (1')	14	SAVAGE E
0 (1')	15	SAVAGE E

3rd Quarter

ZOU A	<u>1 (7') 15</u>	
	<u>1 (7') 16</u>	NEVILLE A
	<u>1 (6') 17</u>	HART L
	<u>1 (5') 18</u>	WIMPENNY L
	<u>1 (2') 19</u>	LOXTON A

4th Quarter

CHEN L	2 (5')	19	
	2 (5')	20	GREEN C
	2 (4')	21	WIMPENNY L
	2 (1')	22	ROBERTSON L
	2 (1')	23	SAVAGE E
	2 (1')	24	SAVAGE E

Legend:

%	Efficiency	Ass.	Assists	CT	Caused Turnovers	DC	Draw Controls	FP	Field Player	GB	Ground Ball
GC	Green Card	GK	Goalkeeper	G/S	Goals/Shots	No.	Number	PIM	Penalties in Minutes	Pts.	Goals+Assists
Pos.	Playing Position	RC	Red Card	S/S	Saves/Shots on Goal	SOG	Shots on Goal	TO	Turnovers	YC	Yellow Card



Start List

Game No: 5

GBR vs CAN

Head Official: GAGNE Keith (CAN)

Officials: TOLL Carolyn (CAN) / OWEN Lara (GBR)

GBR - Great Britain

No.	Name	Pos.	MP	Date of Birth	Goals	Ass.	Pts.
1	WHITTINGTON Dylan	GK	1	15 APR 2002			
25	CHANDLER Emilie	GK	1	19 APR 1998			
3	GREEN Cece	FP	1	20 APR 2000	2	3	5
4	NEVILLE Anna	FP	1	11 NOV 2001	2		2
6	OAKLEY Emma (C)	FP	1	15 MAR 1995	1	3	4
7	GRAY Chess	FP	1	26 FEB 1997			
8	SAVAGE Emma	FP	1	20 JUN 2002	5		5
10	GRAY Emily	FP	1	8 FEB 1990	1	4	5
11	WIMPENNY Liv	FP	1	8 DEC 1995	5	1	6
14	LOXTON Araminta	FP	1	12 APR 2002	2	1	3
15	HART Lauren	FP	1	29 SEP 2001	1	4	5
17	ROBERTSON Lottie	FP	1	1 FEB 1998	5	3	8
Coach	STOTT Ailsa						


GBR - Matches		
PR	CHN	24-2
PR	CAN	8 AUG
PR	JPN	9 AUG

CAN - Canada

No.	Name	Pos.	MP	Date of Birth	Goals	Ass.	Pts.
37	SPENCE Lauren	GK	1	15 SEP 2003			
2	BLACK Lauren	FP	1	29 SEP 2003	2		2
5	CORDINGLEY Aurora	FP	1	30 JUN 1999	1	1	2
7	WALKER-WELCH Brooklyn	FP	1	17 FEB 2003	1	1	2
8	DOBSON Kylea	FP	1	4 APR 2002		1	1
11	EVANS Erica (C)	FP	1	9 APR 1996	4	1	5
16	CHILD Annabel	FP	1	17 SEP 2002	3	3	6
21	CHEVARIE Bianca	FP	1	17 FEB 2001		1	1
49	BAXTER Maddy	FP	1	25 DEC 2001	3	1	4
51	WILLIAMS Dylana	FP	1	24 OCT 2003	4	1	5
88	PERRONI Nicole	FP	1	8 AUG 2001	2	2	4
91	DEAN Jordan	FP	1	31 MAR 2003		1	1
Coach	WILLIAMS Shawn						

CAN - Matches		
PR	JPN	20-5
PR	GBR	8 AUG
PR	CHN	9 AUG

Legend:							
(C)	Captain	Ass.	Assists	MP	Matches Played	No.	Number
PR	Preliminary Round	Pts.	Goals+Assists			Pos.	Playing Position



Results

Game No: 5

GBR 10 vs 14 CAN (2 - 3, 3 - 3, 1 - 4, 4 - 4)

Head Official: GAGNE Keith (CAN)

Officials: TOLL Carolyn (CAN) / OWEN Lara (GBR)

GBR - Great Britain

Players		G/S	Ass.	Pts.	SOG	GB	CT	TO	DC	Penalties			
No.	Name									GC	YC	RC	PIM
3	GREEN Cece	FP	4/5		4	5			1/1				
4	NEVILLE Anna	FP	0/3	1	1	2		1	1	1			0:30
6	OAKLEY Emma	FP	0/1			1	1	1					
7	GRAY Chess	FP	2/4		2	3			1/1				
8	SAVAGE Emma	FP	0/3	3	3	1	1						
10	GRAY Emily	FP	0/1			1			1				
11	WIMPENNY Liv	FP	1/4	2	3	1	1		2/2				
14	LOXTON Araminta	FP	2/5		2	3		1		1			0:30
15	HART Lauren	FP	1/1	1	2	1			2				
17	ROBERTSON Lottie	FP	0/2	1	1	2	1	1	1	1			0:30
1	WHITTINGTON Dylan	GK					1						
25	CHANDLER Emilie	GK						2					
Totals			10/29	8	18	20	5	6	4/4	3			1:30

Goalies		S/S	%	Time Played
1	WHITTINGTON Dylan	5/11	45.45	16:00
25	CHANDLER Emilie	3/11	27.27	16:00

CAN - Canada

Players		G/S	Ass.	Pts.	SOG	GB	CT	TO	DC	Penalties			
No.	Name									GC	YC	RC	PIM
2	BLACK Lauren	FP	0/1							1			0:30
5	CORDINGLEY Aurora	FP	0/2	1	1	1		3					
7	WALKER-WELCH Brooklyn	FP	0/1	1	1			1	1		1		1:00
8	DOBSON Kylea	FP	0/1	1	1	1	1	1	1				
11	EVANS Erica	FP	4/7	1	5	6		2					
16	CHILD Annabel	FP	2/4	3	5	4		2					
21	CHEVARIE Bianca	FP		1	1			2		1	1		1:30
49	BAXTER Maddy	FP	2/3	1	3	2	1						
51	WILLIAMS Dylana	FP	2/3		2	3							
88	PERRONI Nicole	FP	3/5		3	4	1	1					
91	DEAN Jordan	FP	1/2	1	2	1	1	2	0/4	1			0:30
37	SPENCE Lauren	GK		1	1								
Totals			14/29	11	25	22	4	4	12	3	2		3:30

Goalies		S/S	%	Time Played
37	SPENCE Lauren	10/20	50.00	32:00

RUNNING SCORE

GBR - CAN

1st Quarter

HART L	1 (7') 0	
	1 (6') 1	EVANS E
	1 (6') 2	WILLIAMS D
GRAY C	2 (4') 2	
	2 (1') 3	CHILD A

2nd Quarter

	2 (8') 4	BAXTER M
LOXTON A	3 (8') 4	
GREEN C	4 (7') 4	
	4 (6') 5	EVANS E
WIMPENNY L	5 (3') 5	
	5 (2') 6	PERRONI N

3rd Quarter

GRAY C	6 (8') 6	
	6 (6') 7	EVANS E
	6 (5') 8	BAXTER M
	6 (5') 9	DEAN J
	6 (1') 10	WILLIAMS D

4th Quarter

GREEN C	7 (7') 10	
	7 (7') 11	EVANS E
LOXTON A	8 (6') 11	
	8 (5') 12	PERRONI N
	8 (5') 13	CHILD A
	8 (5') 14	PERRONI N
GREEN C	9 (4') 14	
GREEN C	10 (1') 14	

Legend:

%	Efficiency	Ass.	Assists	CT	Caused Turnovers	DC	Draw Controls	FP	Field Player	GB	Ground Ball
GC	Green Card	GK	Goalkeeper	G/S	Goals/Shots	No.	Number	PIM	Penalties in Minutes	Pts.	Goals+Assists
Pos.	Playing Position	RC	Red Card	S/S	Saves/Shots on Goal	SOG	Shots on Goal	TO	Turnovers	YC	Yellow Card



Start List

Game No: 8

JPN vs CHN

Head Official: KRIWALL HUBNER Ake (GER)

Officials: MORLEY Kellie (AUS) / MANGOLD-DOERING Annika (GER)

JPN - Japan

No.	Name	Pos.	MP	Date of Birth	Goals	Ass.	Pts.
1	FUJITA Runa (C)	GK	1	25 DEC 1999			
2	KAWAMURA Mao	GK	1	30 JUL 2001			
3	JONES Monika	FP	1	9 DEC 2000	1	1	2
4	TOMURA Maika	FP	1	7 FEB 2000			
5	SAKURAI Miho	FP	1	3 OCT 1998			
6	KOBAYASHI Chisa	FP	1	15 JUL 1996	1		1
7	TANAKA Nozomi	FP	1	3 DEC 1995	1		1
8	HOSOUME Shihomi	FP	1	16 MAY 1994	1		1
9	NAKAZAWA Negai	FP	1	12 NOV 2003			
10	ODA Atsuko	FP	1	16 JUN 2003			
11	NAKAZAWA Kokoro	FP	1	27 OCT 2001	1		1
12	KAWAI Nene	FP	1	28 FEB 2002			
Coach NAGASHIMA Masakazu							

JPN - Matches		
PR	CAN	5-20
PR	CHN	8 AUG
PR	GBR	9 AUG

CHN - People's Republic of China

No.	Name	Pos.	MP	Date of Birth	Goals	Ass.	Pts.
23	YANG Becky	GK	1	30 JUL 2002			
2	CHENG Ling	FP	1	13 FEB 2004			
5	CHEN Lee	FP	1	23 FEB 2005	1	1	2
7	ZOU Angela	FP	1	29 MAY 2006	1	1	2
8	ZHANG Danni	FP	1	28 SEP 2001			
10	PENG Jing (C)	FP	1	4 MAY 1992			
12	ZHANG Yixin	FP	1	9 DEC 2005			
13	ZHOU Yunjiang	FP	1	7 AUG 1993			
17	ZHAO Xinyi	FP	1	17 AUG 2005			
32	YAO Saidong	FP	1	5 FEB 1993			
33	CAO Cancan	FP	1	21 NOV 2004			
77	JIA Cindy	FP	1	7 JUL 2007			
Coach XIAO Xiao							

CHN - Matches		
PR	GBR	2-24
PR	JPN	8 AUG
PR	CAN	9 AUG

Legend:							
(C)	Captain	Ass.	Assists	MP	Matches Played	No.	Number
PR	Preliminary Round	Pts.	Goals+Assists			Pos.	Playing Position



Results

Game No: 8

JPN 18 vs 3 CHN (6 - 0, 5 - 1, 4 - 1, 3 - 1)

Head Official: KRIWALL HUBNER Ake (GER)

Officials: MORLEY Kellie (AUS) / MANGOLD-DOERING Annika (GER)

JPN - Japan

Players		Pos.	G/S	Ass.	Pts.	SOG	GB	CT	TO	DC	Penalties			
No.	Name										GC	YC	RC	PIM
3	JONES Monika	FP	4/8	4	8	7								
4	TOMURA Maika	FP	1/1		1	1					1			0:30
5	SAKURAI Miho	FP	2/5	1	3	5	1							
6	KOBAYASHI Chisa	FP	2/2	2	4	2		2		3/4				
7	TANAKA Nozomi	FP	0/1			1	1					1		1:00
8	HOSOUME Shihomi	FP	0/4			2	1		1					
9	NAKAZAWA Negai	FP	2/3	1	3	3								
10	ODA Atsuko	FP	1/3	5	6	1	1	2	1					
11	NAKAZAWA Kokoro	FP	4/7	1	5	5								
12	KAWAI Nene	FP	2/5	3	5	3		1	1					
1	FUJITA Runa	GK					1							
2	KAWAMURA Mao	GK					1				1			0:30
Totals			18/39	17	35	30	6	5	3	3/4	2	1		2:00

Goalies		S/S	%	Time Played
1	FUJITA Runa	2/2	100.00	11:34
2	KAWAMURA Mao	4/7	57.14	20:26

CHN - People's Republic of China

Players		Pos.	G/S	Ass.	Pts.	SOG	GB	CT	TO	DC	Penalties			
No.	Name										GC	YC	RC	PIM
2	CHENG Ling	FP		1	1				1			1		1:00
5	CHEN Lee	FP	1/3	1	2	1			3					
7	ZOU Angela	FP	0/1			1			2					
8	ZHANG Danni	FP							1					
10	PENG Jing	FP	0/4			3			3	1/4				
12	ZHANG Yixin	FP	0/1			1			2		1			0:30
13	ZHOU Yunjiang	FP	0/1			1			2					
17	ZHAO Xinyi	FP	1/2		1	1			5					
32	YAO Saidong	FP							1		1			0:30
33	CAO Cancan	FP							1					
77	JIA Cindy	FP	1/1		1	1			2		1			0:30
23	YANG Becky	GK							3					
Totals			3/13	2	5	9			26	1/4	3	1		2:30

Goalies		S/S	%	Time Played
23	YANG Becky	12/30	40.00	32:00

RUNNING SCORE

JPN - CHN

1st Quarter

KOBAYASHI C	1 (7') 0
KOBAYASHI C	2 (5') 0
KAWAI N	3 (5') 0
NAKAZAWA N	4 (4') 0
TOMURA M	5 (3') 0
NAKAZAWA K	6 (1') 0

2nd Quarter

SAKURAI M	7 (7') 0
NAKAZAWA K	8 (6') 0
	8 (6') 1 JIA C
NAKAZAWA K	9 (4') 1
SAKURAI M	10 (3') 1
JONES M	11 (2') 1

3rd Quarter

ODA A	12 (6') 1
JONES M	13 (5') 1
NAKAZAWA N	14 (5') 1
JONES M	15 (3') 1
	15 (1') 2 CHEN L

4th Quarter

KAWAI N	16 (7') 2
	16 (5') 3 ZHAO X
JONES M	17 (4') 3
NAKAZAWA K	18 (3') 3

Legend:

%	Efficiency	Ass.	Assists	CT	Caused Turnovers	DC	Draw Controls	FP	Field Player	GB	Ground Ball
GC	Green Card	GK	Goalkeeper	G/S	Goals/Shots	No.	Number	PIM	Penalties in Minutes	Pts.	Goals+Assists
Pos.	Playing Position	RC	Red Card	S/S	Saves/Shots on Goal	SOG	Shots on Goal	TO	Turnovers	YC	Yellow Card



Start List

Game No: 10

CAN vs CHN

Head Official: LEAHY Michael (GBR)

Officials: COULOMBE Brent (CAN) / MORLEY Kellie (AUS)

CAN - Canada

No.	Name	Pos.	MP	Date of Birth	Goals	Ass.	Pts.
37	SPENCE Lauren	GK	2	15 SEP 2003		1	1
2	BLACK Lauren	FP	2	29 SEP 2003	2		2
5	CORDINGLEY Aurora	FP	2	30 JUN 1999	1	2	3
7	WALKER-WELCH Brooklyn	FP	2	17 FEB 2003	1	2	3
8	DOBSON Kylea	FP	2	4 APR 2002		2	2
11	EVANS Erica (C)	FP	2	9 APR 1996	8	2	10
16	CHILD Annabel	FP	2	17 SEP 2002	5	6	11
21	CHEVARIE Bianca	FP	2	17 FEB 2001		2	2
49	BAXTER Maddy	FP	2	25 DEC 2001	5	2	7
51	WILLIAMS Dylana	FP	2	24 OCT 2003	6	1	7
88	PERRONI Nicole	FP	2	8 AUG 2001	5	2	7
91	DEAN Jordan	FP	2	31 MAR 2003	1	2	3
Coach WILLIAMS Shawn							


CAN - Matches		
PR	JPN	20-5
PR	GBR	14-10
PR	CHN	9 AUG

CHN - People's Republic of China

No.	Name	Pos.	MP	Date of Birth	Goals	Ass.	Pts.
23	YANG Becky	GK	2	30 JUL 2002			
2	CHENG Ling	FP	2	13 FEB 2004		1	1
5	CHEN Lee	FP	2	23 FEB 2005	2	2	4
7	ZOU Angela	FP	2	29 MAY 2006	1	1	2
8	ZHANG Danni	FP	2	28 SEP 2001			
10	PENG Jing (C)	FP	2	4 MAY 1992			
12	ZHANG Yixin	FP	2	9 DEC 2005			
13	ZHOU Yunjiang	FP	2	7 AUG 1993			
17	ZHAO Xinyi	FP	2	17 AUG 2005	1		1
32	YAO Saidong	FP	2	5 FEB 1993			
33	CAO Cancan	FP	2	21 NOV 2004			
77	JIA Cindy	FP	2	7 JUL 2007	1		1
Coach XIAO Xiao							

CHN - Matches		
PR	GBR	2-24
PR	JPN	3-18
PR	CAN	9 AUG

Legend:							
(C)	Captain	Ass.	Assists	MP	Matches Played	No.	Number
PR	Preliminary Round	Pts.	Goals+Assists			Pos.	Playing Position



Results

Game No: 10

CAN 25 vs 0 CHN (10 - 0, 8 - 0, 2 - 0, 5 - 0)

Head Official: LEAHY Michael (GBR)

Officials: COULOMBE Brent (CAN) / MORLEY Kellie (AUS)

CAN - Canada

Players		Pos.	G/S	Ass.	Pts.	SOG	GB	CT	TO	DC	Penalties			
No.	Name										GC	YC	RC	PIM
2	BLACK Lauren	FP	1/2		1	2			2			1		1:00
5	CORDINGLEY Aurora	FP	1/2	3	4	1			1					
7	WALKER-WELCH Brooklyn	FP	2/2	2	4	2		1	1			1		1:00
8	DOBSON Kylea	FP	2/4	2	4	3	1		1		1			0:30
11	EVANS Erica	FP	4/7	2	6	5			3					
16	CHILD Annabel	FP	2/3	5	7	3	1	1	2					
21	CHEVARIE Bianca	FP	0/1	1	1	1	2							
49	BAXTER Maddy	FP	3/3	1	4	3	2		1					
51	WILLIAMS Dylana	FP	4/7		4	7								
88	PERRONI Nicole	FP	5/8	1	6	7	1		2					
91	DEAN Jordan	FP	1/3	2	3	2	1		1	2/2				
37	SPENCE Lauren	GK												
Totals			25/42	20	45	36	8	2	14	2/2	1	2		2:30

Goalies		S/S	%	Time Played
37	SPENCE Lauren	9/9	100.00	32:00

CHN - People's Republic of China

Players		Pos.	G/S	Ass.	Pts.	SOG	GB	CT	TO	DC	Penalties			
No.	Name										GC	YC	RC	PIM
2	CHENG Ling	FP									3			1:30
5	CHEN Lee	FP	0/2			1	1		3					
7	ZOU Angela	FP	0/1					4	1					
8	ZHANG Danni	FP						1	1					
10	PENG Jing	FP	0/3			3	1		1	0/2				
12	ZHANG Yixin	FP						1						
13	ZHOU Yunjiang	FP						5	1					
17	ZHAO Xinyi	FP	0/2			2	1		2		1			0:30
32	YAO Saidong	FP						1	1					
33	CAO Cancan	FP	0/1					1						
77	JIA Cindy	FP	0/3			3	1		2					
23	YANG Becky	GK												
Totals			0/12			9	4	13	13	0/2	4			2:00

Goalies		S/S	%	Time Played
23	YANG Becky	11/36	30.56	32:00

RUNNING SCORE

CAN - CHN

1st Quarter

WILLIAMS D	1 (7') 0
EVANS E	2 (6') 0
WILLIAMS D	3 (5') 0
BAXTER M	4 (4') 0
PERRONI N	5 (3') 0
CHILD A	6 (3') 0
BLACK L	7 (3') 0
DEAN J	8 (2') 0
PERRONI N	9 (1') 0
BAXTER M	10 (1') 0

2nd Quarter

EVANS E	11 (8') 0
DOBSON K	12 (7') 0
DOBSON K	13 (6') 0
BAXTER M	14 (5') 0
PERRONI N	15 (4') 0
WILLIAMS D	16 (4') 0
EVANS E	17 (3') 0
PERRONI N	18 (3') 0

3rd Quarter

WILLIAMS D	19 (5') 0
WALKER-WELCH B	20 (4') 0

4th Quarter

EVANS E	21 (5') 0
CORDINGLEY A	22 (4') 0
WALKER-WELCH B	23 (3') 0
PERRONI N	24 (3') 0
CHILD A	25 (2') 0

Legend:

%	Efficiency	Ass.	Assists	CT	Caused Turnovers	DC	Draw Controls	FP	Field Player	GB	Ground Ball
GC	Green Card	GK	Goalkeeper	G/S	Goals/Shots	No.	Number	PIM	Penalties in Minutes	Pts.	Goals+Assists
Pos.	Playing Position	RC	Red Card	S/S	Saves/Shots on Goal	SOG	Shots on Goal	TO	Turnovers	YC	Yellow Card



Start List

Game No: 12

GBR vs JPN

Head Official: TOLL Carolyn (CAN)

Officials: MACNEILL Cheryl (CAN) / LOWRANCE Jessica (USA)

GBR - Great Britain

No.	Name	Pos.	MP	Date of Birth	Goals	Ass.	Pts.
1	WHITTINGTON Dylan	GK	2	15 APR 2002			
25	CHANDLER Emilie	GK	2	19 APR 1998			
3	GREEN Cece	FP	2	20 APR 2000	6	3	9
4	NEVILLE Anna	FP	2	11 NOV 2001	2	1	3
6	OAKLEY Emma (C)	FP	2	15 MAR 1995	1	3	4
7	GRAY Chess	FP	2	26 FEB 1997	2		2
8	SAVAGE Emma	FP	2	20 JUN 2002	5	3	8
10	GRAY Emily	FP	2	8 FEB 1990	1	4	5
11	WIMPENNY Liv	FP	2	8 DEC 1995	6	3	9
14	LOXTON Araminta	FP	2	12 APR 2002	4	1	5
15	HART Lauren	FP	2	29 SEP 2001	2	5	7
17	ROBERTSON Lottie	FP	2	1 FEB 1998	5	4	9
Coach STOTT Ailsa							

GBR - Matches		
PR	CHN	24-2
PR	CAN	10-14
PR	JPN	9 AUG

JPN - Japan

No.	Name	Pos.	MP	Date of Birth	Goals	Ass.	Pts.
1	FUJITA Runa (C)	GK	2	25 DEC 1999			
2	KAWAMURA Mao	GK	2	30 JUL 2001			
3	JONES Monika	FP	2	9 DEC 2000	5	5	10
4	TOMURA Maika	FP	2	7 FEB 2000	1		1
5	SAKURAI Miho	FP	2	3 OCT 1998	2	1	3
6	KOBAYASHI Chisa	FP	2	15 JUL 1996	3	2	5
7	TANAKA Nozomi	FP	2	3 DEC 1995	1		1
8	HOSOUME Shihomi	FP	2	16 MAY 1994	1		1
9	NAKAZAWA Negai	FP	2	12 NOV 2003	2	1	3
10	ODA Atsuko	FP	2	16 JUN 2003	1	5	6
11	NAKAZAWA Kokoro	FP	2	27 OCT 2001	5	1	6
12	KAWAI Nene	FP	2	28 FEB 2002	2	3	5
Coach NAGASHIMA Masakazu							

JPN - Matches		
PR	CAN	5-20
PR	CHN	18-3
PR	GBR	9 AUG

Legend:							
(C)	Captain	Ass.	Assists	MP	Matches Played	No.	Number
PR	Preliminary Round	Pts.	Goals+Assists			Pos.	Playing Position



Results

Game No: 12

GBR 10 vs 15 JPN (3 - 3, 2 - 4, 2 - 4, 3 - 4)

Head Official: TOLL Carolyn (CAN)

Officials: MACNEILL Cheryl (CAN) / LOWRANCE Jessica (USA)

GBR - Great Britain

Players		Pos.	G/S	Ass.	Pts.	SOG	GB	CT	TO	DC	Penalties			
No.	Name										GC	YC	RC	PIM
3	GREEN Cece	FP	1/5	1	2	5	1	1	2			1		1:00
4	NEVILLE Anna	FP	0/1						1		1			0:30
6	OAKLEY Emma	FP	1/1	1	2	1	1			0/3		2		2:00
7	GRAY Chess	FP	1/1	1	2	1	1					1		1:00
8	SAVAGE Emma	FP	1/4		1	2	1		2		1			0:30
10	GRAY Emily	FP	0/2			1		1	2					
11	WIMPENNY Liv	FP	4/9	2	6	7	2			3/3	2			1:00
14	LOXTON Araminta	FP	1/3		1	2			1					
15	HART Lauren	FP		1	1									
17	ROBERTSON Lottie	FP	1/4	1	2	2	2					1		1:00
1	WHITTINGTON Dylan	GK												
25	CHANDLER Emilie	GK												
Totals			10/30	7	17	21	8	2	8	3/6	4	5		7:00

Goalies		S/S	%	Time Played
1	WHITTINGTON Dylan	13/28	46.43	32:00
25	CHANDLER Emilie			

JPN - Japan

Players		Pos.	G/S	Ass.	Pts.	SOG	GB	CT	TO	DC	Penalties			
No.	Name										GC	YC	RC	PIM
3	JONES Monika	FP	5/7	2	7	7	1	1			1			0:30
4	TOMURA Maika	FP					1	1	1					
5	SAKURAI Miho	FP	1/3		1	1			1					
6	KOBAYASHI Chisa	FP	1/3	3	4	2			1		1	1		1:30
7	TANAKA Nozomi	FP												
8	HOSOUME Shihomi	FP	1/2		1	2								
9	NAKAZAWA Negai	FP	0/3	5	5	2			3					
10	ODA Atsuko	FP	2/2	1	3	2	3							
11	NAKAZAWA Kokoro	FP	4/10	2	6	8			2					
12	KAWAI Nene	FP	1/3	1	2	3								
1	FUJITA Runa	GK	0/1			1	2		1					
2	KAWAMURA Mao	GK												
Totals			15/34	14	29	28	7	2	9		2	1		2:00

Goalies		S/S	%	Time Played
1	FUJITA Runa	11/21	52.38	32:00
2	KAWAMURA Mao			

RUNNING SCORE

GBR - JPN

1st Quarter	
GREEN C	1 (8') 0
WIMPENNY L	2 (6') 0
	2 (3') 1 HOSOUME S
	2 (2') 2 NAKAZAWA K
WIMPENNY L	3 (1') 2
	3 (1') 3 ODA A
2nd Quarter	
OAKLEY E	4 (8') 3
SAVAGE E	5 (7') 3
	5 (6') 4 JONES M
	5 (5') 5 KOBAYASHI C
	5 (5') 6 JONES M
	5 (1') 7 NAKAZAWA K
3rd Quarter	
	5 (7') 8 NAKAZAWA K
WIMPENNY L	6 (6') 8
	6 (4') 9 KAWAI N
	6 (2') 10 JONES M
	6 (1') 11 SAKURAI M
ROBERTSON L	7 (1') 11
4th Quarter	
	7 (3') 12 ODA A
	7 (3') 13 JONES M
WIMPENNY L	8 (3') 13
LOXTON A	9 (2') 13
	9 (2') 14 NAKAZAWA K
	9 (1') 15 JONES M
GRAY C	10 (1') 15

Legend:

%	Efficiency	Ass.	Assists	CT	Caused Turnovers	DC	Draw Controls	FP	Field Player	GB	Ground Ball
GC	Green Card	GK	Goalkeeper	G/S	Goals/Shots	No.	Number	PIM	Penalties in Minutes	Pts.	Goals+Assists
Pos.	Playing Position	RC	Red Card	S/S	Saves/Shots on Goal	SOG	Shots on Goal	TO	Turnovers	YC	Yellow Card



TWG
2025
CHENGDU



LIFE SAVING

RESULTS BOOK

TABLE OF CONTENTS



32	Life Saving	3648
32.1	Table of Contents	3649
32.2	Competition Schedule	3654
32.3	Current Records	3655
32.3.1	Current Records Men	3655
32.3.2	Current Records Women	3656
32.4	Entry List by NOC	3657
32.4.1	Entry List by NOC Men	3657
32.4.2	Entry List by NOC Women	3659
32.5	Start List by Session	3661
32.5.1	Start List by Session - 1	3661
32.5.2	Start List by Session - 2	3663
32.6	Records Set by Event	3665
32.7	Records Set by Record Type	3666
32.8	Records Set by Date	3667
32.9	Medallists by Event	3668
32.10	Medal Standings	3671
32.11	Multi-Medallists at these Games	3672
32.12	Men's 50m Manikin Carry	3674
32.12.1	Entry List by Event	3675
32.12.2	Start List	3676
32.12.3	Results	3677
32.12.4	Medallists	3678
32.13	Men's 100m Manikin Carry with Fins	3679
32.13.1	Entry List by Event	3680
32.13.2	Start List	3681
32.13.3	Results	3682
32.13.4	Medallists	3683
32.14	Men's 100m Manikin Tow with Fins	3684
32.14.1	Entry List by Event	3685
32.14.2	Start List	3686
32.14.3	Results	3687
32.14.4	Medallists	3688
32.15	Men's 100m Rescue Medley	3689
32.15.1	Entry List by Event	3690
32.15.2	Start List	3691
32.15.3	Results	3692

RESULTS BOOK


TABLE OF CONTENTS

32.15.4	Medallists	3693
32.16	Men's 200m Super Lifesaver	3694
32.16.1	Entry List by Event	3695
32.16.2	Start List	3696
32.16.3	Results	3697
32.16.4	Medallists	3698
32.17	Men's 4x25 Manikin Relay	3699
32.17.1	Entry List by Event	3700
32.17.2	Start List	3701
32.17.3	Results	3702
32.17.4	Medallists	3703
32.18	Men's 4x50 Medley Relay	3704
32.18.1	Entry List by Event	3705
32.18.2	Start List	3706
32.18.3	Results	3707
32.18.4	Medallists	3708
32.19	Men's 4x50 Pool Life Saver	3709
32.19.1	Entry List by Event	3710
32.19.2	Start List	3711
32.19.3	Results	3712
32.19.4	Medallists	3713
32.20	Women's 50m Manikin Carry	3714
32.20.1	Entry List by Event	3715
32.20.2	Start List	3716
32.20.3	Results	3717
32.20.4	Medallists	3718
32.21	Women's 100m Manikin Carry with Fins	3719
32.21.1	Entry List by Event	3720
32.21.2	Start List	3721
32.21.3	Results	3722
32.21.4	Medallists	3723
32.22	Women's 100m Manikin Tow with Fins	3724
32.22.1	Entry List by Event	3725
32.22.2	Start List	3726
32.22.3	Results	3727
32.22.4	Medallists	3728
32.23	Women's 100m Rescue Medley	3729
32.23.1	Entry List by Event	3730
32.23.2	Start List	3731
32.23.3	Results	3732
32.23.4	Medallists	3733
32.24	Women's 200m Super Lifesaver	3734
32.24.1	Entry List by Event	3735
32.24.2	Start List	3736

RESULTS BOOK

TABLE OF CONTENTS

32.24.3	Results	3737
32.24.4	Medallists	3738
32.25	Women's 4x25 Manikin Relay	3739
32.25.1	Entry List by Event	3740
32.25.2	Start List	3741
32.25.3	Results	3742
32.25.4	Medallists	3743
32.26	Women's 4x50 Medley Relay	3744
32.26.1	Entry List by Event	3745
32.26.2	Start List	3746
32.26.3	Results	3747
32.26.4	Medallists	3748
32.27	Women's 4x50 Pool Life Saver	3749
32.27.1	Entry List by Event	3750
32.27.2	Start List	3751
32.27.3	Results	3752
32.27.4	Medallists	3753




Competition Schedule

As of THU 7 AUG 2025

Date	Start Time	Event Number	Event	Phase
FRI 8 AUG	14:00	1	Women's 100m Rescue Medley	Final
	14:05	2	Men's 100m Rescue Medley	Final
	14:15	1	Women's 100m Rescue Medley	Medal Ceremony
	14:22	2	Men's 100m Rescue Medley	Medal Ceremony
	14:30	3	Women's 4x50 Pool Life Saver	Final
	14:35	4	Men's 4x50 Pool Life Saver	Final
	14:45	3	Women's 4x50 Pool Life Saver	Medal Ceremony
	14:52	4	Men's 4x50 Pool Life Saver	Medal Ceremony
	15:00	5	Women's 100m Manikin Carry with Fins	Final
	15:05	6	Men's 100m Manikin Carry with Fins	Final
	15:15	5	Women's 100m Manikin Carry with Fins	Medal Ceremony
	15:22	6	Men's 100m Manikin Carry with Fins	Medal Ceremony
	15:30	7	Women's 200m Super Lifesaver	Final
	15:35	8	Men's 200m Super Lifesaver	Final
	15:45	7	Women's 200m Super Lifesaver	Medal Ceremony
	15:52	8	Men's 200m Super Lifesaver	Medal Ceremony
	15:58		<i>End time of session</i>	
SAT 9 AUG	14:00	9	Women's 50m Manikin Carry	Final
	14:05	10	Men's 50m Manikin Carry	Final
	14:15	9	Women's 50m Manikin Carry	Medal Ceremony
	14:22	10	Men's 50m Manikin Carry	Medal Ceremony
	14:30	11	Women's 4x25 Manikin Relay	Final
	14:35	12	Men's 4x25 Manikin Relay	Final
	14:45	11	Women's 4x25 Manikin Relay	Medal Ceremony
	14:52	12	Men's 4x25 Manikin Relay	Medal Ceremony
	15:00	13	Women's 100m Manikin Tow with Fins	Final
	15:05	14	Men's 100m Manikin Tow with Fins	Final
	15:15	13	Women's 100m Manikin Tow with Fins	Medal Ceremony
	15:22	14	Men's 100m Manikin Tow with Fins	Medal Ceremony
	15:30	15	Women's 4x50 Medley Relay	Final
	15:35	16	Men's 4x50 Medley Relay	Final
	15:45	15	Women's 4x50 Medley Relay	Medal Ceremony
	15:52	16	Men's 4x50 Medley Relay	Medal Ceremony
	15:58		<i>End time of session</i>	

Timing and Results provided by Tissot



Current Records

As of THU 7 AUG 2025

Event	Type	Time	Name	NOC Code	Location	Date
Men's 50m Manikin Carry	WR	27.20	EADIE Fergus	NZL	Southport (GBR)	30 AUG 2024
	WG		No existing record			
Men's 100m Rescue Medley	WR	57.66	IPPOLITO Francesco	ITA	Lignano Sabbiadoro (ITA)	27 JAN 2021
	WG		No existing record			
Men's 200m Super Lifesaver	WR	2:02.98	IPPOLITO Francesco	ITA	Riccione (ITA)	25 MAY 2023
	WG		No existing record			
Men's 100m Manikin Carry with Fins	WR	43.44	DURANGER Tom	FRA	Montpellier (FRA)	30 MAY 2025
	WG		No existing record			
Men's 100m Manikin Tow with Fins	WR	47.68	HARRISON Hynes	AUS	Southport (GBR)	29 AUG 2024
	WG		No existing record			
Men's 4x25 Manikin Relay	WR	1:03.39	Italy	ITA	Southport (GBR)	30 AUG 2024
	WG		No existing record			
Men's 4x50 Pool Life Saver	WR	1:46.37	Germany	GER	Riccione (ITA)	21 SEP 2019
	WG		No existing record			
Men's 4x50 Medley Relay	WR	1:26.19	Germany	GER	Adelaide (AUS)	23 NOV 2018
	WG		No existing record			


Note:

Initial data was provided by ILSF and will be updated during the competition.

Legend:

WG World Games Record **WR** World Record

Timing and Results provided by Tissot



Current Records

As of FRI 8 AUG 2025

REVISED
8 AUG 12:15

Event	Type	Time	Name	NOC Code	Location	Date
Women's 50m Manikin Carry	WR	32.20	HOLT Nina	GER	Southport (GBR)	30 AUG 2024
	WG		No existing record			
Women's 100m Rescue Medley	WR	1:05.75	HOLT Nina	GER	Southport (GBR)	29 AUG 2024
	WG		No existing record			
Women's 200m Super Lifesaver	WR	2:16.07	ROUSSEAU Magali	FRA	Saint Malo (FRA)	28 MAY 2022
	WG		No existing record			
Women's 100m Manikin Carry with Fins	WR	49.30	FABRETTI Lucrezia	ITA	Milano (ITA)	23 APR 2022
	WG		No existing record			
Women's 100m Manikin Tow with Fins	WR	54.77	CRAWFORD Zoe	NZL	Southport (GBR)	12 JUL 2025
	WG		No existing record			
Women's 4x25 Manikin Relay	WR	1:14.72	GERMANY	GER	Southport (GBR)	30 AUG 2024
	WG		No existing record			
Women's 4x50 Pool Life Saver	WR	1:53.78	ITALY	ITA	Riccione (ITA)	26 MAY 2024
	WG		No existing record			
Women's 4x50 Medley Relay	WR	1:35.87	GERMANY	GER	Birmingham (USA)	11 JUL 2022
	WG		No existing record			

Note:

Initial data was provided by ILSF and will be updated during the competition.


Legend:

WG World Games Record **WR** World Record

REVISED

Added WR for W4X50 Pool Life Saver

Timing and Results provided by Tissot




Entry List by NOC

As of THU 7 AUG 2025

NOC	Date of Birth	Height m / ft in	Event	Entry Time
AUS - Australia				
BRENNAN Callum	16 JUL 2004	-	Men's 200m Super Lifesaver	2:06.28
BRENNAN Riley	22 JUN 2006	-		
HYNES Harrison	30 MAY 2002	-	Men's 100m Manikin Carry with Fins	44.19
			Men's 100m Manikin Tow with Fins	57.68
KOCH James	1 NOV 1998	-	Men's 100m Rescue Medley	1:00.29
			Men's 200m Super Lifesaver	2:05.27
SMITH Jake	8 OCT 1997	-	Men's 50m Manikin Carry	27.68
			Men's 100m Rescue Medley	59.11
			Men's 100m Manikin Tow with Fins	49.41
ESP - Spain				
CORONADO TEJEDA Carlos	17 AUG 2003	-		
IRUESTE ROJO Jaime	2 JUN 2007	-	Men's 100m Manikin Carry with Fins	45.52
PEREZ SANCHEZ Javier	29 NOV 2002	-		
PLAZUELO JIMENEZ Marco	20 APR 1998	-		
ROMERO FERNANDEZ Ivan	25 MAR 2003	-	Men's 100m Manikin Carry with Fins	45.35
SZPUNAR ROSA Raul	30 MAY 2000	-	Men's 100m Rescue Medley	1:00.65
FRA - France				
CORDOBA Arnaud	13 OCT 2002	-		
DEFFIN Elouan	29 DEC 2005	-		
DURAGER Tom	7 JUL 2005	-	Men's 100m Manikin Carry with Fins	44.70
			Men's 100m Manikin Tow with Fins	49.08
KOINDREDI Goroco	10 SEP 1999	-	Men's 100m Rescue Medley	1:00.16
LASSERRE Kevin	11 AUG 1998	-	Men's 200m Super Lifesaver	2:04.69
PERRILLON Mathieu	6 MAY 1998	-	Men's 100m Manikin Tow with Fins	49.59
ROQUES Martin	30 SEP 2002	-	Men's 200m Super Lifesaver	2:07.58
GBR - Great Britain				
LAWMAN Samuel	17 APR 1995	-	Men's 100m Rescue Medley	1:00.90
GER - Germany				
BRANG Tim	8 NOV 1997	-	Men's 100m Manikin Carry with Fins	44.92
HOFMANN Felix	31 MAR 2005	-	Men's 200m Super Lifesaver	2:06.69
LAUFKOTTER David	21 MAY 1997	-		
MALKOWSKI Jan	23 MAR 1993	-		
PIERRE LOUIS Sebastien	11 JUL 2000	-		
TESCH Max	22 MAR 1996	-	Men's 200m Super Lifesaver	2:07.25
WIECK Danny	6 NOV 1991	-	Men's 50m Manikin Carry	28.38
HUN - Hungary				
BALOG Gabor	2 SEP 1990	-		
GYARFAS Bence	6 AUG 1993	-		
NELL Oliver	15 MAY 2003	-		
SZABO GYOERGYEI S	11 MAR 1996	-	Men's 50m Manikin Carry	27.82
TAKACS Krisztian	30 DEC 1985	-	Men's 50m Manikin Carry	28.44
ITA - Italy				
BORONA Andrea	5 AUG 2005	-	Men's 100m Manikin Carry with Fins	45.40
BRAMBILLASCHI Gabriele	24 FEB 2003	-		
CREMONINI Davide	28 DEC 2004	-	Men's 100m Manikin Carry with Fins	44.49
			Men's 100m Manikin Tow with Fins	48.44
IPPOLITO Francesco	20 MAY 1996	-	Men's 50m Manikin Carry	27.83
			Men's 100m Rescue Medley	57.98
			Men's 200m Super Lifesaver	2:04.74
LOCCHI Simone	16 APR 2004	-	Men's 50m Manikin Carry	28.16
			Men's 100m Rescue Medley	58.15
PEZZOTTI Fabio	6 NOV 1997	-	Men's 200m Super Lifesaver	2:06.84
			Men's 100m Manikin Tow with Fins	49.49

Timing and Results provided by Tissot



Entry List by NOC


As of THU 7 AUG 2025

NOC	Date of Birth	Height m / ft in	Event	Entry Time
JPN - Japan				
HANDA Ryunosuke	29 MAY 1996	-		
HARA Shuta	4 FEB 2004	-		
INOMATA Daichi	10 JUN 2002	-		
NISHIYAMA Shun	25 JUL 1988	-		
SEKIGUCHI Kota	11 FEB 2003	-		
NED - Netherlands				
STOETZER Roelof	11 AUG 1997	-	Men's 100m Manikin Tow with Fins	49.56
NZL - New Zealand				
EADIE Fergus	11 MAR 2001	-	Men's 50m Manikin Carry	27.20
			Men's 100m Manikin Carry with Fins	43.97
			Men's 100m Manikin Tow with Fins	49.42
POL - Poland				
DUBIEL Adam	12 DEC 1993	-		
GRABSKI Mateusz	18 AUG 2003	-		
KOTOWSKI Wojciech	6 MAY 1994	-		
MAJCHRZAK Kacper	22 SEP 1992	-	Men's 50m Manikin Carry	28.33
			Men's 100m Rescue Medley	58.58
NAKIELSKI Hubert	21 MAR 2000	-		

Legend:

- Information not available

Timing and Results provided by Tissot




Entry List by NOC

As of THU 7 AUG 2025

NOC	Date of Birth	Height m / ft in	Event	Entry Time
AUS - Australia				
ASQUITH Piper	3 NOV 2007	-		
BENDER Cyra	28 NOV 2005	-		
EDDY Rachel	5 JAN 1998	-	Women's 100m Manikin Tow with Fins	56.89
JONES Chelsea	27 JAN 2005	-	Women's 100m Rescue Medley	1:10.42
JONES Mariah	22 JUL 1993	-	Women's 50m Manikin Carry	33.99
			Women's 100m Rescue Medley	1:09.09
			Women's 200m Super Lifesaver	2:21.43
BEL - Belgium				
CROES Elise	20 OCT 2004	-		
HARZE Marine	26 NOV 1997	-		
ROMANINI Aurelie	7 MAR 1987	-		
VAN DE PLAS Bo	5 NOV 2001	-		
VANBUEL Nele	12 SEP 1985	-		
ESP - Spain				
CABALLERO FUSET Lola	23 MAY 2004	-		
GARCIA SILVA Antia	16 NOV 1998	-	Women's 50m Manikin Carry	33.96
			Women's 100m Manikin Carry with Fins	51.40
MANTECON RUIZ Yael	8 OCT 2008	-		
PAYOLA ANGLADA Nuria	3 OCT 1999	-		
RODRIGUEZ SIERRA Maria	2 SEP 2004	-	Women's 200m Super Lifesaver	2:20.72
			Women's 100m Manikin Carry with Fins	51.26
			Women's 100m Manikin Tow with Fins	56.68
FRA - France				
BOUDES Romane	18 DEC 2006	-	Women's 100m Rescue Medley	1:09.58
BOUTELOUP Camille	15 OCT 2004	-		
FABRE Margaux	2 OCT 1992	-	Women's 50m Manikin Carry	33.96
			Women's 100m Rescue Medley	1:10.28
JULIEN Camille	7 JUL 1997	-	Women's 200m Super Lifesaver	2:23.85
ROUSSEAU Magali	10 MAR 1988	-	Women's 50m Manikin Carry	33.61
			Women's 200m Super Lifesaver	2:20.26
GER - Germany				
GEBHARDT Alica	25 NOV 1997	-	Women's 200m Super Lifesaver	2:21.24
HENNIG Julia	13 MAR 1998	-		
HOLT Nina	1 FEB 2003	-	Women's 50m Manikin Carry	32.20
			Women's 100m Rescue Medley	1:05.75
LAUERWALD Undine	25 DEC 2002	-	Women's 200m Super Lifesaver	2:21.99
			Women's 100m Manikin Carry with Fins	51.72
			Women's 100m Manikin Tow with Fins	55.82
OPPERMANN Lena	20 APR 2005	-	Women's 50m Manikin Carry	32.92
			Women's 100m Rescue Medley	1:08.12
			Women's 100m Manikin Carry with Fins	51:10.00
			Women's 100m Manikin Tow with Fins	57.70

Timing and Results provided by Tissot



Entry List by NOC


As of THU 7 AUG 2025

NOC	Date of Birth	Height m / ft in	Event	Entry Time
ITA - Italy				
DIBELLONIA Elisa	14 MAY 2005	-	Women's 200m Super Lifesaver	2:20.49
FABRETTI Lucrezia	5 NOV 2001	-	Women's 50m Manikin Carry	33.75
			Women's 200m Super Lifesaver	2:19.06
			Women's 100m Manikin Carry with Fins	50.93
GIORDANO Melissa	12 AUG 2006	-	Women's 100m Manikin Tow with Fins	57.09
GIOVANELLI Helene	22 JUL 2002	-	Women's 50m Manikin Carry	33.14
			Women's 100m Rescue Medley	1:07.86
PASQUINO Francesca	31 OCT 2002	-		
PASQUINO Valentina	21 MAY 2004	-		
PIROVANO Anna	8 OCT 2000	-	Women's 100m Rescue Medley	1:07.95
VOLPINI Federica	15 FEB 1993	-	Women's 100m Manikin Carry with Fins	51.68
			Women's 100m Manikin Tow with Fins	56.72
JPN - Japan				
HOBIBE MITSUI Yurika	7 MAR 1992	-		
MACHII Hinata	12 OCT 2003	-		
NASUKAWA Saaya	10 NOV 1991	-		
YAMADA Sumiha	5 AUG 2003	-		
YAMADA Yui	19 SEP 2003	-		
NZL - New Zealand				
CRAWFORD Zoe	10 APR 2005	-	Women's 100m Manikin Carry with Fins	51.28
			Women's 100m Manikin Tow with Fins	55.30
KIDD Madison	28 MAR 1997	-	Women's 100m Manikin Carry with Fins	52.13
			Women's 100m Manikin Tow with Fins	55.03
POL - Poland				
CIEPLAK Aleksandra	30 MAY 2001	-		
CZOK Joanna	3 APR 2003	-		
KOCJAN Victoria	4 JUN 2000	-		
ZEMOJDZIN Wiktoria	12 SEP 2008	-		
ZUKOWSKA Paula	30 MAR 1993	-		

Legend:

- Information not available

Timing and Results provided by Tissot



FRI 8 AUG 2025
Start Time: 14:00

Start List by Session

Afternoon Session

REVISED
8 AUG 15:37

Event 1	Women's 100m Rescue Medley	14:00	Final
WR	1:05.75 HOLT Nina	GER Southport (GBR)	2024
1	FABRE Margaux	FRA 2 OCT 1992	1:10.28
2	JONES Mariah	AUS 22 JUL 1993	1:09.09
3	PIROVANO Anna	ITA 8 OCT 2000	1:07.95
4	HOLT Nina	GER 1 FEB 2003	1:05.75
5	GIOVANELLI Helene	ITA 22 JUL 2002	1:07.86
6	OPPERMANN Lena	GER 20 APR 2005	1:08.12
7	BOUDES Romane	FRA 18 DEC 2006	1:09.58
8	JONES Chelsea	AUS 27 JAN 2005	1:10.42

Event 2	Men's 100m Rescue Medley	14:05	Final
WR	57.66 IPPOLITO Francesco	ITA Lignano Sabbiadoro	2021
1	SZPUNAR ROSA Raul	ESP 30 MAY 2000	1:00.65
2	KOINDREDI Goroco	FRA 10 SEP 1999	1:00.16
3	MAJCHRZAK Kacper	POL 22 SEP 1992	58.58
4	IPPOLITO Francesco	ITA 20 MAY 1996	57.98
5	LOCCHI Simone	ITA 16 APR 2004	58.15
6	SMITH Jake	AUS 8 OCT 1997	59.11
7	KOCH James	AUS 1 NOV 1998	1:00.29
8	LAWMAN Samuel	GBR 17 APR 1995	1:00.90

Medal Ceremonies		
Event	Discipline Name	Start Time
1	Women's 100m Rescue Medley	14:15
2	Men's 100m Rescue Medley	14:22

Event 3	Women's 4x50 Pool Life Saver	14:30	Final
WR	1:53.78 ITALY	ITA Riccione (ITA)	2024
1	POLAND	POL	
2	SPAIN	ESP	
3	AUSTRALIA	AUS	
4	ITALY	ITA	
5	BELGIUM	BEL	
6	FRANCE	FRA	
7	JAPAN	JPN	
8	GERMANY	GER	


Event 4	Men's 4x50 Pool Life Saver	14:35	Final
WR	1:46.37 GERMANY	GER Riccione (ITA)	2019
1	FRANCE	FRA	
2	GERMANY	GER	
3	JAPAN	JPN	
4	HUNGARY	HUN	
5	POLAND	POL	
6	AUSTRALIA	AUS	
7	SPAIN	ESP	
8	ITALY	ITA	

Medal Ceremonies		
Event	Discipline Name	Start Time
3	Women's 4x50 Pool Life Saver	14:45
4	Men's 4x50 Pool Life Saver	14:52

Event 5	Women's 100m Manikin Carry with Fins	15:00	Final
WR	49.30 FABRETTI Lucrezia	ITA Milano (ITA)	2022
1	LAUERWALD Undine	GER 25 DEC 2002	51.72
2	GARCIA SILVA Antia	ESP 16 NOV 1998	51.40
3	RODRIGUEZ SIERRA Maria	ESP 2 SEP 2004	51.26
4	FABRETTI Lucrezia	ITA 5 NOV 2001	50.93
5	OPPERMANN Lena	GER 20 APR 2005	51.10
6	CRAWFORD Zoe	NZL 10 APR 2005	51.28
7	VOLPINI Federica	ITA 15 FEB 1993	51.68
8	KIDD Madison	NZL 28 MAR 1997	52.13

Event 6	Men's 100m Manikin Carry with Fins	15:05	Final
WR	43.44 DURAGER Tom	FRA Montpellier (FRA)	2025
1	BORONA Andrea	ITA 5 AUG 2005	45.40
2	BRANG Tim	GER 8 NOV 1997	44.92
3	CREMONINI Davide	ITA 28 DEC 2004	44.49
4	EADIE Fergus	NZL 11 MAR 2001	43.97
5	HYNES Harrison	AUS 30 MAY 2002	44.19
6	DURAGER Tom	FRA 7 JUL 2005	44.70
7	ROMERO FERNANDEZ Ivan	ESP 25 MAR 2003	45.35
8	IRUESTE ROJO Jaime	ESP 2 JUN 2007	45.52

Timing and Results provided by Tissot



FRI 8 AUG 2025
Start Time: 14:00

Start List by Session

Afternoon Session

REVISED
8 AUG 15:37

Medal Ceremonies

Event Discipline Name

Start Time

- 5 Women's 100m Manikin Carry with Fins
6 Men's 100m Manikin Carry with Fins

15:15
15:22

MC

Event 7 Women's 200m Super Lifesaver 15:30 Final

WR	2:16.07	ROUSSEAU Magali	FRA	Saint Malo (FRA)	2022
1	JONES Chelsea	AUS	27 JAN 2005		
2	GEBHARDT Alica	GER	25 NOV 1997	2:21.24	
3	DIBELLONIA Elisa	ITA	14 MAY 2005	2:20.49	
4	FABRETTI Lucrezia	ITA	5 NOV 2001	2:19.06	
5	ROUSSEAU Magali	FRA	10 MAR 1988	2:20.26	
6	RODRIGUEZ SIERRA Maria	ESP	2 SEP 2004	2:20.72	
7	JONES Mariah	AUS	22 JUL 1993	2:21.43	
8	JULIEN Camille	FRA	7 JUL 1997	2:23.85	

7

Event 8 Men's 200m Super Lifesaver 15:35 Final

WR	2:02.98	IPPOLITO Francesco	ITA	Riccione (ITA)	2023
1	TESCH Max	GER	22 MAR 1996	2:07.25	
2	HOFMANN Felix	GER	31 MAR 2005	2:06.69	
3	KOCH James	AUS	1 NOV 1998	2:05.27	
4	LASSERRE Kevin	FRA	11 AUG 1998	2:04.69	
5	IPPOLITO Francesco	ITA	20 MAY 1996	2:04.74	
6	BRENNAN Callum	AUS	16 JUL 2004	2:06.28	
7	PEZZOTTI Fabio	ITA	6 NOV 1997	2:06.84	
8	ROQUES Martin	FRA	30 SEP 2002	2:07.58	

8

Medal Ceremonies

Event Discipline Name

Start Time

- 7 Women's 200m Super Lifesaver
8 Men's 200m Super Lifesaver


15:45
15:52

MC

Legend:

WR World Record

Timing and Results provided by Tissot



SAT 9 AUG 2025
Start Time: 14:00

Start List by Session

Afternoon Session

REVISED
9 AUG 12:59

Event 9	Women's 50m Manikin Carry	14:00	Final
WR	32.20 HOLT Nina	GER Southport (GBR)	2024
1	FABRE Margaux	FRA 2 OCT 1992	33.96
2	FABRETTI Lucrezia	ITA 5 NOV 2001	33.75
3	GIOVANELLI Helene	ITA 22 JUL 2002	33.14
4	HOLT Nina	GER 1 FEB 2003	32.20
5	OPPERMANN Lena	GER 20 APR 2005	32.92
6	ROUSSEAU Magali	FRA 10 MAR 1988	33.61
7	GARCIA SILVA Antia	ESP 16 NOV 1998	33.96
8	JONES Mariah	AUS 22 JUL 1993	33.99

Event 10	Men's 50m Manikin Carry	14:05	Final
WR	27.20 EADIE Fergus	NZL Southport (GBR)	2024
1	WIECK Danny	GER 6 NOV 1991	28.38
2	LOCCHI Simone	ITA 16 APR 2004	28.16
3	SZABO GYOERGYEI S.	HUN 11 MAR 1996	27.82
4	EADIE Fergus	NZL 11 MAR 2001	27.20
5	SMITH Jake	AUS 8 OCT 1997	27.68
6	IPPOLITO Francesco	ITA 20 MAY 1996	27.83
7	MAJCHRZAK Kacper	POL 22 SEP 1992	28.33
8	TAKACS Krisztian	HUN 30 DEC 1985	28.44

Medal Ceremonies		
Event	Discipline Name	Start Time
9	Women's 50m Manikin Carry	14:15
10	Men's 50m Manikin Carry	14:22

Event 11	Women's 4x25 Manikin Relay	14:30	Final
WR	1:14.72 GERMANY	GER Southport (GBR)	2024
1	AUSTRALIA	AUS	1:22.54
2	JAPAN	JPN	1:19.93
3	SPAIN	ESP	1:19.42
4	GERMANY	GER	1:14.72
5	ITALY	ITA	1:17.97
6	FRANCE	FRA	1:19.47
7	BELGIUM	BEL	1:20.36
8	POLAND	POL	1:22.96


Event 12	Men's 4x25 Manikin Relay	14:35	Final
WR	1:03.39 ITALY	ITA Southport (GBR)	2024
1	POLAND	POL	1:06.65
2	HUNGARY	HUN	1:06.24
3	SPAIN	ESP	1:05.57
4	ITALY	ITA	1:03.39
5	AUSTRALIA	AUS	1:05.28
6	JAPAN	JPN	1:05.87
7	GERMANY	GER	1:06.30
8	FRANCE	FRA	1:07.00

Medal Ceremonies		
Event	Discipline Name	Start Time
11	Women's 4x25 Manikin Relay	14:45
12	Men's 4x25 Manikin Relay	14:52

Event 13	Women's 100m Manikin Tow with Fins	15:00	Final
WR	54.77 CRAWFORD Zoe	NZL Southport (GBR)	2025
1	GIORDANO Melissa	ITA 12 AUG 2006	57.09
2	VOLPINI Federica	ITA 15 FEB 1993	56.72
3	LAUERWALD Undine	GER 25 DEC 2002	55.82
4	KIDD Madison	NZL 28 MAR 1997	55.03
5	CRAWFORD Zoe	NZL 10 APR 2005	55.30
6	RODRIGUEZ SIERRA Maria	ESP 2 SEP 2004	56.68
7	EDDY Rachel	AUS 5 JAN 1998	56.89
8	VAN DE PLAS Bo	BEL 5 NOV 2001	57.98

Event 14	Men's 100m Manikin Tow with Fins	15:05	Final
WR	47.68 HYNES Harrison	AUS Southport (GBR)	2024
1	STOETZER Roelof	NED 11 AUG 1997	49.56
2	EADIE Fergus	NZL 11 MAR 2001	49.42
3	DURAGER Tom	FRA 7 JUL 2005	49.08
4	HYNES Harrison	AUS 30 MAY 2002	47.68
5	CREMONINI Davide	ITA 28 DEC 2004	48.44
6	SMITH Jake	AUS 8 OCT 1997	49.41
7	PEZZOTTI Fabio	ITA 6 NOV 1997	49.49
8	PERRILLON Mathieu	FRA 6 MAY 1998	49.59

Timing and Results provided by Tissot



SAT 9 AUG 2025
Start Time: 14:00

Start List by Session

Afternoon Session

REVISED
9 AUG 12:59

Medal Ceremonies

Event Discipline Name

Start Time

- 13 Women's 100m Manikin Tow with Fins
14 Men's 100m Manikin Tow with Fins

15:15
15:22

MC

Event 15 Women's 4x50 Medley Relay

15:30

Final

WR	1:35.87	GERMANY	GER	Birmingham (USA)	2022
1	BELGIUM	BEL			1:43.76
2	FRANCE	FRA			1:42.75
3	SPAIN	ESP			1:40.36
4	GERMANY	GER			1:38.24
5	ITALY	ITA			1:38.91
6	AUSTRALIA	AUS			1:42.67
7	JAPAN	JPN			1:43.40
8	POLAND	POL			1:44.22

15

Event 16 Men's 4x50 Medley Relay

15:35

Final

WR	1:26.19	GERMANY	GER	Adelaide (AUS)	2018
1	GERMANY	GER			1:28.97
2	SPAIN	ESP			1:28.76
3	AUSTRALIA	AUS			1:27.78
4	FRANCE	FRA			1:26.30
5	ITALY	ITA			1:27.75
6	HUNGARY	HUN			1:27.82
7	POLAND	POL			1:28.86
8	JAPAN	JPN			1:29.08

16

Medal Ceremonies

Event Discipline Name

Start Time

- 15 Women's 4x50 Medley Relay
16 Men's 4x50 Medley Relay

15:45
15:52

MC


Legend:

WR World Record

REVISED

Re-Seed relays according to Entry Times

Timing and Results provided by Tissot



C81A - Records Set by Event


As of SAT 9 AUG 2025

Event		Name	NOC Code	Time	Record Type
Women's 100m Rescue Medley	Final	HOLT Nina	GER	1:03.69	WR
Women's 4x25 Manikin Relay	Final	GERMANY	GER	1:12.10	WR
Women's 4x50 Pool Life Saver	Final	GERMANY	GER	1:51.07	WR
Men's 100m Rescue Medley	Final	MAJCHRZAK Kacper	POL	57.64	WR
Men's 4x25 Manikin Relay	Final	ITALY	ITA	1:02.03	WR
Men's 4x50 Pool Life Saver	Final	ITALY	ITA	1:39.12	WR
Men's 4x50 Medley Relay	Final	FRANCE	FRA	1:25.62	WR

Legend:

WR World Record

Timing and Results provided by Tissot



C81B - Records Set by Record Type


As of SAT 9 AUG 2025

WORLD RECORD

Total number of World Records set: 7

Event		Name	NOC Code	Time	Date
Women's 100m Rescue Medley	Final	HOLT Nina	GER	1:03.69	8 AUG
Women's 4x25 Manikin Relay	Final	GERMANY	GER	1:12.10	9 AUG
Women's 4x50 Pool Life Saver	Final	GERMANY	GER	1:51.07	8 AUG
Men's 100m Rescue Medley	Final	MAJCHRZAK Kacper	POL	57.64	8 AUG
Men's 4x25 Manikin Relay	Final	ITALY	ITA	1:02.03	9 AUG
Men's 4x50 Pool Life Saver	Final	ITALY	ITA	1:39.12	8 AUG
Men's 4x50 Medley Relay	Final	FRANCE	FRA	1:25.62	9 AUG

Timing and Results provided by Tissot



C81C - Records Set by Date

As of SAT 9 AUG 2025

Date	Event		Name	NOC Code	Time	Record Type
FRI 8 AUG	Women's 100m Rescue Medley	Final	HOLT Nina	GER	1:03.69	World
	Women's 4x50 Pool Life Saver	Final	GERMANY	GER	1:51.07	World
	Men's 100m Rescue Medley	Final	MAJCHRZAK Kacper	POL	57.64	World
	Men's 4x50 Pool Life Saver	Final	ITALY	ITA	1:39.12	World
SAT 9 AUG	Women's 4x25 Manikin Relay	Final	GERMANY	GER	1:12.10	World
	Men's 4x25 Manikin Relay	Final	ITALY	ITA	1:02.03	World
	Men's 4x50 Medley Relay	Final	FRANCE	FRA	1:25.62	World

Timing and Results provided by Tissot




Medallists by Event

As of SAT 9 AUG 2025 at 15:54
After 16 of 16 Events

Event	Date	Medal	Name	NOC Code
Women's 50m Manikin Carry	9 AUG 2025	GOLD	HOLT Nina	GER
		SILVER	OPPERMANN Lena	GER
		BRONZE	ROUSSEAU Magali	FRA
Women's 100m Rescue Medley	8 AUG 2025	GOLD	HOLT Nina	GER
		SILVER	OPPERMANN Lena	GER
		BRONZE	GIOVANELLI Helene	ITA
Women's 200m Super Lifesaver	8 AUG 2025	GOLD	FABRETTI Lucrezia	ITA
		SILVER	GEBHARDT Alica	GER
		BRONZE	JULIEN Camille	FRA
Women's 100m Manikin Carry with Fins	8 AUG 2025	GOLD	FABRETTI Lucrezia	ITA
		SILVER	OPPERMANN Lena	GER
		BRONZE	GARCIA SILVA Antia	ESP
Women's 100m Manikin Tow with Fins	9 AUG 2025	GOLD	CRAWFORD Zoe	NZL
		SILVER	LAUERWALD Undine	GER
		BRONZE	KIDD Madison	NZL
Women's 4x25 Manikin Relay	9 AUG 2025	GOLD	HOLT Nina LAUERWALD Undine GEBHARDT Alica OPPERMANN Lena	GER
		SILVER	BOUDES Romane ROUSSEAU Magali BOUTELOUP Camille JULIEN Camille	FRA
		BRONZE	PASQUINO Francesca PASQUINO Valentina FABRETTI Lucrezia GIOVANELLI Helene	ITA
Women's 4x50 Pool Life Saver	8 AUG 2025	GOLD	HOLT Nina HENNIG Julia OPPERMANN Lena LAUERWALD Undine	GER
		SILVER	PASQUINO Francesca PASQUINO Valentina GIOVANELLI Helene VOLPINI Federica	ITA
		BRONZE	ASQUITH Piper EDDY Rachel JONES Mariah BENDER Cyra	AUS

Timing and Results provided by Tissot




Medallists by Event

As of SAT 9 AUG 2025 at 15:54
After 16 of 16 Events

Event	Date	Medal	Name	NOC Code
Women's 4x50 Medley Relay	9 AUG 2025	GOLD	HOLT Nina OPPERMANN Lena GEBHARDT Alica LAUERWALD Undine	GER
		SILVER	GIOVANELLI Helene PASQUINO Valentina PASQUINO Francesca VOLPINI Federica	ITA
		BRONZE	GARCIA SILVA Antia PAYOLA ANGLADA Nuria MANTECON RUIZ Yael RODRIGUEZ SIERRA Maria	ESP
Men's 50m Manikin Carry	9 AUG 2025	GOLD	EADIE Fergus	NZL
		SILVER	MAJCHRZAK Kacper	POL
		BRONZE	IPPOLITO Francesco	ITA
Men's 100m Rescue Medley	8 AUG 2025	GOLD	MAJCHRZAK Kacper	POL
		SILVER	LOCCHI Simone	ITA
		BRONZE	IPPOLITO Francesco	ITA
Men's 200m Super Lifesaver	8 AUG 2025	GOLD	IPPOLITO Francesco	ITA
		SILVER	PEZZOTTI Fabio	ITA
		BRONZE	HOFMANN Felix	GER
Men's 100m Manikin Carry with Fins	8 AUG 2025	GOLD	DURAGER Tom	FRA
		SILVER	CREMONINI Davide	ITA
		BRONZE	EADIE Fergus	NZL
Men's 100m Manikin Tow with Fins	9 AUG 2025	GOLD	CREMONINI Davide	ITA
		SILVER	PERRILLON Mathieu	FRA
		BRONZE	PEZZOTTI Fabio	ITA
Men's 4x25 Manikin Relay	9 AUG 2025	GOLD	CREMONINI Davide IPPOLITO Francesco PEZZOTTI Fabio LOCCHI Simone	ITA
		SILVER	KOTOWSKI Wojciech DUBIEL Adam GRABSKI Mateusz MAJCHRZAK Kacper	POL
		BRONZE	BRENNAN Callum SMITH Jake HYNES Harrison BRENNAN Riley	AUS

Timing and Results provided by Tissot




Medallists by Event

As of SAT 9 AUG 2025 at 15:54
After 16 of 16 Events

Event	Date	Medal	Name	NOC Code
Men's 4x50 Pool Life Saver	8 AUG 2025	GOLD	BRAMBILLASCHI Gabriele CREMONINI Davide LOCCHI Simone PEZZOTTI Fabio	ITA
		SILVER	PIERRE LOUIS Sebastien MALKOWSKI Jan WIECK Danny BRANG Tim	GER
		BRONZE	KOINDREDI Goroco DURAGER Tom DEFFIN Elouan CORDOBA Arnaud	FRA
Men's 4x50 Medley Relay	9 AUG 2025	GOLD	KOINDREDI Goroco DURAGER Tom LASSERRE Kevin CORDOBA Arnaud	FRA
		SILVER	BRAMBILLASCHI Gabriele CREMONINI Davide LOCCHI Simone IPPOLITO Francesco	ITA
		BRONZE	PIERRE LOUIS Sebastien MALKOWSKI Jan WIECK Danny LAUFKOTTER David	GER

Timing and Results provided by Tissot



Medal Standings


As of SAT 9 AUG 2025 at 15:54
After 16 of 16 Events

Rank	NOC	Men				Women				Total				Rank by Total
		G	S	B	Tot.	G	S	B	Tot.	G	S	B	Tot.	
1	ITA - Italy	4	4	3	11	2	2	2	6	6	6	5	17	1
2	GER - Germany		1	2	3	5	5		10	5	6	2	13	2
3	FRA - France	2	1	1	4		1	2	3	2	2	3	7	3
4	NZL - New Zealand	1		1	2	1		1	2	2		2	4	4
5	POL - Poland	1	2		3					1	2		3	5
6	AUS - Australia			1	1			1	1			2	2	=6
6	ESP - Spain							2	2			2	2	=6
	Total:	8	8	8	24	8	8	8	24	16	16	16	48	

Note:
Rank by Total is calculated by the total number of gold, silver and bronze medals.

Legend:
= Equal sign indicates that two or more NOCs share the same rank by total **B** Bronze **G** Gold **S** Silver
Tot. Total

Timing and Results provided by Tissot




Multi-Medallists at These Games

As of SAT 9 AUG 2025 at 15:54

Rank	Name	NOC Code	Event	Type	Medals	Total
1	HOLT Nina	GER	Women's 50m Manikin Carry	GOLD		
			Women's 100m Rescue Medley	GOLD		
			Women's 4x25 Manikin Relay	GOLD		
			Women's 4x50 Pool Life Saver	GOLD		
			Women's 4x50 Medley Relay	GOLD		5
2	OPPERMANN Lena	GER	Women's 4x25 Manikin Relay	GOLD		
			Women's 4x50 Pool Life Saver	GOLD		
			Women's 4x50 Medley Relay	GOLD		
			Women's 50m Manikin Carry	SILVER		
			Women's 100m Rescue Medley	SILVER		
			Women's 100m Manikin Carry with Fins	SILVER		6
3	CREMONINI Davide	ITA	Men's 100m Manikin Tow with Fins	GOLD		
			Men's 4x25 Manikin Relay	GOLD		
			Men's 4x50 Pool Life Saver	GOLD		
			Men's 100m Manikin Carry with Fins	SILVER		
			Men's 4x50 Medley Relay	SILVER		5
4	LAUERWALD Undine	GER	Women's 4x25 Manikin Relay	GOLD		
			Women's 4x50 Pool Life Saver	GOLD		
			Women's 4x50 Medley Relay	GOLD		
			Women's 100m Manikin Tow with Fins	SILVER		4
5	LOCCHI Simone	ITA	Men's 4x25 Manikin Relay	GOLD		
			Men's 4x50 Pool Life Saver	GOLD		
			Men's 100m Rescue Medley	SILVER		
			Men's 4x50 Medley Relay	SILVER		4
6	IPPOLITO Francesco	ITA	Men's 200m Super Lifesaver	GOLD		
			Men's 4x25 Manikin Relay	GOLD		
			Men's 4x50 Medley Relay	SILVER		
			Men's 50m Manikin Carry	BRONZE		
			Men's 100m Rescue Medley	BRONZE		5
7	PEZZOTTI Fabio	ITA	Men's 4x25 Manikin Relay	GOLD		
			Men's 4x50 Pool Life Saver	GOLD		
			Men's 200m Super Lifesaver	SILVER		
			Men's 100m Manikin Tow with Fins	BRONZE		4
8	GEBHARDT Alica	GER	Women's 4x25 Manikin Relay	GOLD		
			Women's 4x50 Medley Relay	GOLD		
			Women's 200m Super Lifesaver	SILVER		3
9	DURAGER Tom	FRA	Men's 100m Manikin Carry with Fins	GOLD		
			Men's 4x50 Medley Relay	GOLD		
			Men's 4x50 Pool Life Saver	BRONZE		3
9	FABRETTI Lucrezia	ITA	Women's 200m Super Lifesaver	GOLD		
			Women's 100m Manikin Carry with Fins	GOLD		
			Women's 4x25 Manikin Relay	BRONZE		3
11	MAJCHRZAK Kacper	POL	Men's 100m Rescue Medley	GOLD		
			Men's 50m Manikin Carry	SILVER		
			Men's 4x25 Manikin Relay	SILVER		3
12	BRAMBILLASCHI Gabriele	ITA	Men's 4x50 Pool Life Saver	GOLD		
			Men's 4x50 Medley Relay	SILVER		2

Timing and Results provided by Tissot



Multi-Medallists at These Games

As of SAT 9 AUG 2025 at 15:54

Rank	Name	NOC Code	Event	Medals	
				Type	Total
13	EADIE Fergus	NZL	Men's 50m Manikin Carry	GOLD	2
			Men's 100m Manikin Carry with Fins	BRONZE	
13	KOINDREDI Goroco	FRA	Men's 4x50 Medley Relay	GOLD	2
			Men's 4x50 Pool Life Saver	BRONZE	
13	CORDOBA Arnaud	FRA	Men's 4x50 Medley Relay	GOLD	2
			Men's 4x50 Pool Life Saver	BRONZE	
16	GIOVANELLI Helene	ITA	Women's 4x50 Pool Life Saver	SILVER	4
			Women's 4x50 Medley Relay	SILVER	
			Women's 100m Rescue Medley	BRONZE	
			Women's 4x25 Manikin Relay	BRONZE	
17	PASQUINO Francesca	ITA	Women's 4x50 Pool Life Saver	SILVER	3
			Women's 4x50 Medley Relay	SILVER	
			Women's 4x25 Manikin Relay	BRONZE	
17	PASQUINO Valentina	ITA	Women's 4x50 Pool Life Saver	SILVER	3
			Women's 4x50 Medley Relay	SILVER	
			Women's 4x25 Manikin Relay	BRONZE	
19	VOLPINI Federica	ITA	Women's 4x50 Pool Life Saver	SILVER	2
			Women's 4x50 Medley Relay	SILVER	
20	JULIEN Camille	FRA	Women's 4x25 Manikin Relay	SILVER	2
			Women's 200m Super Lifesaver	BRONZE	
20	ROUSSEAU Magali	FRA	Women's 4x25 Manikin Relay	SILVER	2
			Women's 50m Manikin Carry	BRONZE	
20	PIERRE LOUIS Sebastien	GER	Men's 4x50 Pool Life Saver	SILVER	2
			Men's 4x50 Medley Relay	BRONZE	
20	MALKOWSKI Jan	GER	Men's 4x50 Pool Life Saver	SILVER	2
			Men's 4x50 Medley Relay	BRONZE	
20	WIECK Danny	GER	Men's 4x50 Pool Life Saver	SILVER	2
			Men's 4x50 Medley Relay	BRONZE	
25	GARCIA SILVA Antia	ESP	Women's 100m Manikin Carry with Fins	BRONZE	2
			Women's 4x50 Medley Relay	BRONZE	

Timing and Results provided by Tissot




TWG
2025
CHENGDU



LIFE SAVING

Men's 50m Manikin Carry



Entry List by Event

As of THU 7 AUG 2025

	Record	Name	NOC Code	Location	Date
WR	27.20	EADIE Fergus	NZL	Southport (GBR)	30 AUG 2024

Number of entries: 8

Name	NOC Code	Date of Birth	Location of Performance	Date of Performance	Qualifying Time
EADIE Fergus	NZL	11 MAR 2001			27.20
SMITH Jake	AUS	8 OCT 1997			27.68
SZABO GYOERGYEI Szebasztian	HUN	11 MAR 1996			27.82
IPPOLITO Francesco	ITA	20 MAY 1996			27.83
LOCCHI Simone	ITA	16 APR 2004			28.16
MAJCHRZAK Kacper	POL	22 SEP 1992			28.33
WIECK Danny	GER	6 NOV 1991			28.38
TAKACS Krisztian	HUN	30 DEC 1985			28.44

Legend:

WR World Record

Timing and Results provided by Tissot



Start List

Event Number 10

Record	Name	NOC Code	Location	Date
WR	27.20 EADIE Fergus	NZL	Southport (GBR)	30 AUG 2024

Lane	Name	NOC Code	Date of Birth	Qualifying Time	Time	Rank
1	WIECK Danny	GER	6 NOV 1991	28.38		
2	LOCCHI Simone	ITA	16 APR 2004	28.16		
3	SZABO GYOERGYEI Szebasztian	HUN	11 MAR 1996	27.82		
4	EADIE Fergus	NZL	11 MAR 2001	27.20		
5	SMITH Jake	AUS	8 OCT 1997	27.68		
6	IPPOLITO Francesco	ITA	20 MAY 1996	27.83		
7	MAJCHRZAK Kacper	POL	22 SEP 1992	28.33		
8	TAKACS Krisztian	HUN	30 DEC 1985	28.44		

Legend:
WR World Record

Timing and Results provided by Tissot



Results

Event Number 10


Record	Name	NOC Code	Location	Date
WR	27.20 EADIE Fergus	NZL	Southport (GBR)	30 AUG 2024

Rank	Lane	Name	NOC Code	R.T.	Time	Time Behind
1	4	EADIE Fergus	NZL	0.64	27.73	
2	7	MAJCHRZAK Kacper	POL	0.65	28.12	+0.39
3	6	IPPOLITO Francesco	ITA	0.62	28.67	+0.94
4	5	SMITH Jake	AUS	0.60	28.72	+0.99
5	2	LOCCHI Simone	ITA	0.63	29.22	+1.49
6	3	SZABO GYOERGYEI Szebasztian	HUN	0.61	29.44	+1.71
7	1	WIECK Danny	GER	0.66	30.16	+2.43
8	8	TAKACS Krisztian	HUN	0.64	32.43	+4.70

Legend:

R.T. Reaction Time WR World Record

Timing and Results provided by Tissot



Medallists

Medal	Name	NOC
GOLD	EADIE Fergus	NZL - New Zealand
SILVER	MAJCHRZAK Kacper	POL - Poland
BRONZE	IPPOLITO Francesco	ITA - Italy

Timing and Results provided by Tissot



LIFE SAVING

Men's 100m Manikin Carry
with Fins



Entry List by Event

As of THU 7 AUG 2025

	Record	Split	Name	NOC Code	Location	Date
WR	43.44		DURANGER Tom	FRA	Montpellier (FRA)	30 MAY 2025


Number of entries: 8

Name	NOC Code	Date of Birth	Location of Performance	Date of Performance	Qualifying Time
EADIE Fergus	NZL	11 MAR 2001			43.97
HYNES Harrison	AUS	30 MAY 2002			44.19
CREMONINI Davide	ITA	28 DEC 2004			44.49
DURAGER Tom	FRA	7 JUL 2005			44.70
BRANG Tim	GER	8 NOV 1997			44.92
ROMERO FERNANDEZ Ivan	ESP	25 MAR 2003			45.35
BORONA Andrea	ITA	5 AUG 2005			45.40
IRUESTE ROJO Jaime	ESP	2 JUN 2007			45.52

Legend:

WR World Record

Timing and Results provided by Tissot



FRI 8 AUG 2025
Start Time: 15:05

Start List

Event Number 6


Record	Split	Name	NOC Code	Location	Date
WR	43.44	DURANGER Tom	FRA	Montpellier (FRA)	30 MAY 2025

Lane	Name	NOC Code	Date of Birth	Qualifying Time	Time	Rank
1	BORONA Andrea	ITA	5 AUG 2005	45.40		
2	BRANG Tim	GER	8 NOV 1997	44.92		
3	CREMONINI Davide	ITA	28 DEC 2004	44.49		
4	EADIE Fergus	NZL	11 MAR 2001	43.97		
5	HYNES Harrison	AUS	30 MAY 2002	44.19		
6	DURAGER Tom	FRA	7 JUL 2005	44.70		
7	ROMERO FERNANDEZ Ivan	ESP	25 MAR 2003	45.35		
8	IRUESTE ROJO Jaime	ESP	2 JUN 2007	45.52		

Legend:

WR World Record

Timing and Results provided by Tissot



Results

Event Number 6


	Record	Name	NOC Code	Location	Date
WR	43.44	DURAGER Tom	FRA	Montpellier (FRA)	30 MAY 2025

Rank	Lane	Name	NOC Code	R.T.	Time	Time Behind
1	6	DURAGER Tom	FRA	0.68	43.81	
2	3	CREMONINI Davide	ITA	0.69	44.42	+0.61
3	4	EADIE Fergus	NZL	0.68	44.43	+0.62
4	1	BORONA Andrea	ITA	0.67	45.27	+1.46
5	2	BRANG Tim	GER	0.71	45.32	+1.51
6	8	IRUESTE ROJO Jaime	ESP	0.68	46.30	+2.49
7	7	ROMERO FERNANDEZ Ivan	ESP	0.67	46.46	+2.65
8	5	HYNES Harrison	AUS	0.71	49.44	+5.63

Legend:

R.T. Reaction Time WR World Record

Timing and Results provided by Tissot



FRI 8 AUG 2025

Medallists


Medal	Name	NOC
GOLD	DURAGER Tom	FRA - France
SILVER	CREMONINI Davide	ITA - Italy
BRONZE	EADIE Fergus	NZL - New Zealand

Timing and Results provided by Tissot



LIFE SAVING

Men's 100m Manikin Tow with Fins



Entry List by Event

As of THU 7 AUG 2025

	Record	Name	NOC Code	Location	Date
WR	47.68	HARRISON Hynes	AUS	Southport (GBR)	29 AUG 2024

Number of entries: 8

Name	NOC Code	Date of Birth	Location of Performance	Date of Performance	Qualifying Time
CREMONINI Davide	ITA	28 DEC 2004			48.44
DURAGER Tom	FRA	7 JUL 2005			49.08
SMITH Jake	AUS	8 OCT 1997			49.41
EADIE Fergus	NZL	11 MAR 2001			49.42
PEZZOTTI Fabio	ITA	6 NOV 1997			49.49
STOETZER Roelof	NED	11 AUG 1997			49.56
PERRILLON Mathieu	FRA	6 MAY 1998			49.59
HYNES Harrison	AUS	30 MAY 2002			57.68

Legend:

WR World Record

Timing and Results provided by Tissot



SAT 9 AUG 2025
Start Time: 15:05

Start List

Event Number 14

REVISED
9 AUG 12:12

Record	Name	NOC Code	Location	Date
WR	47.68 HYNES Harrison	AUS	Southport (GBR)	29 AUG 2024

Lane	Name	NOC Code	Date of Birth	Qualifying Time	Time	Rank
1	STOETZER Roelof	NED	11 AUG 1997	49.56		
2	EADIE Fergus	NZL	11 MAR 2001	49.42		
3	DURAGER Tom	FRA	7 JUL 2005	49.08		
4	HYNES Harrison	AUS	30 MAY 2002	47.68		
5	CREMONINI Davide	ITA	28 DEC 2004	48.44		
6	SMITH Jake	AUS	8 OCT 1997	49.41		
7	PEZZOTTI Fabio	ITA	6 NOV 1997	49.49		
8	PERRILLON Mathieu	FRA	6 MAY 1998	49.59		

Legend:
WR World Record

REVISED

Re-Seed following Hynes Harrison entry time change

Timing and Results provided by Tissot



SAT 9 AUG 2025
Start Time: 15:05

Results

Event Number 14


	Record	Split	Name	NOC Code	Location	Date
WR	47.68		HYNES Harrison	AUS	Southport (GBR)	29 AUG 2024

Rank	Lane	Name	NOC Code	R.T.	50m	Time	Time Behind
1	5	CREMONINI Davide	ITA	0.71	(2) 18.14	49.21 31.07	
2	8	PERRILLON Mathieu	FRA	0.84	(3) 18.19	49.62 31.43	+0.41
3	7	PEZZOTTI Fabio	ITA	0.78	(5) 18.53	49.99 31.46	+0.78
4	3	DURAGER Tom	FRA	0.70	(4) 18.30	50.45 32.15	+1.24
5	6	SMITH Jake	AUS	0.72	(6) 18.54	50.99 32.45	+1.78
6	2	EADIE Fergus	NZL	0.73	(7) 19.06	51.87 32.81	+2.66
7	4	HYNES Harrison	AUS	0.67	(1) 17.86	54.26 36.40	+5.05
	1	STOETZER Roelof	NED			DSQ	

Legend:

DSQ Disqualified R.T. Reaction Time WR World Record

Timing and Results provided by Tissot



SAT 9 AUG 2025

Medallists


Medal	Name	NOC
GOLD	CREMONINI Davide	ITA - Italy
SILVER	PERRILLON Mathieu	FRA - France
BRONZE	PEZZOTTI Fabio	ITA - Italy

Timing and Results provided by Tissot



LIFE SAVING

Men's 100m Rescue Medley



Entry List by Event

As of THU 7 AUG 2025

	Record	Split	Name	NOC Code	Location	Date
WR	57.66		IPPOLITO Francesco	ITA	Lignano Sabbiadoro (ITA)	27 JAN 2021


Number of entries: 8

Name	NOC Code	Date of Birth	Location of Performance	Date of Performance	Qualifying Time
IPPOLITO Francesco	ITA	20 MAY 1996			57.98
LOCCHI Simone	ITA	16 APR 2004			58.15
MAJCHRZAK Kacper	POL	22 SEP 1992			58.58
SMITH Jake	AUS	8 OCT 1997			59.11
KOINDREDI Goroco	FRA	10 SEP 1999			1:00.16
KOCH James	AUS	1 NOV 1998			1:00.29
SZPUNAR ROSA Raul	ESP	30 MAY 2000			1:00.65
LAWMAN Samuel	GBR	17 APR 1995			1:00.90

Legend:

WR World Record

Timing and Results provided by Tissot



FRI 8 AUG 2025
Start Time: 14:05

Start List

Event Number 2


Record	Split	Name	NOC Code	Location	Date
WR	57.66	IPPOLITO Francesco	ITA	Lignano Sabbiadoro (ITA)	27 JAN 2021

Lane	Name	NOC Code	Date of Birth	Qualifying Time	Time	Rank
1	SZPUNAR ROSA Raul	ESP	30 MAY 2000	1:00.65		
2	KOINDREDI Goroco	FRA	10 SEP 1999	1:00.16		
3	MAJCHRZAK Kacper	POL	22 SEP 1992	58.58		
4	IPPOLITO Francesco	ITA	20 MAY 1996	57.98		
5	LOCCHI Simone	ITA	16 APR 2004	58.15		
6	SMITH Jake	AUS	8 OCT 1997	59.11		
7	KOCH James	AUS	1 NOV 1998	1:00.29		
8	LAWMAN Samuel	GBR	17 APR 1995	1:00.90		

Legend:

WR World Record

Timing and Results provided by Tissot



Results

Event Number 2


	Record	Split	Name	NOC Code	Location	Date
WR	57.66		IPPOLITO Francesco	ITA	Lignano Sabbiadoro (ITA)	27 JAN 2021

Rank	Lane	Name	NOC Code	R.T.	50m	Time	Time Behind
1	3	MAJCHRZAK Kacper	POL	0.71	(3) 24.95	57.64 32.69	WR
2	5	LOCCHI Simone	ITA	0.62	(2) 24.58	58.15 33.57	+0.51
3	4	IPPOLITO Francesco	ITA	0.66	(4) 25.15	58.66 33.51	+1.02
4	6	SMITH Jake	AUS	0.62	(7) 26.50	1:00.15 33.65	+2.51
5	2	KOINDREDI Goroco	FRA	0.63	(1) 24.57	1:00.18 35.61	+2.54
6	1	SZPUNAR ROSA Raul	ESP	0.62	(5) 25.89	1:01.74 35.85	+4.10
7	7	KOCH James	AUS	0.71	(6) 25.94	1:02.33 36.39	+4.69
8	8	LAWMAN Samuel	GBR	0.65	(8) 26.72	1:02.71 35.99	+5.07

Legend:

R.T. Reaction Time WR World Record

Timing and Results provided by Tissot



FRI 8 AUG 2025

Medallists


Medal	Name	NOC
GOLD	MAJCHRZAK Kacper	POL - Poland
SILVER	LOCCHI Simone	ITA - Italy
BRONZE	IPPOLITO Francesco	ITA - Italy

Timing and Results provided by Tissot



LIFE SAVING

Men's 200m Super Lifesaver



Entry List by Event

As of THU 7 AUG 2025

	Record	Splits	Name	NOC Code	Location	Date
WR	2:02.98		IPPOLITO Francesco	ITA	Riccione (ITA)	25 MAY 2023

Number of entries: 8

Name	NOC Code	Date of Birth	Location of Performance	Date of Performance	Qualifying Time
LASSERRE Kevin	FRA	11 AUG 1998			2:04.69
IPPOLITO Francesco	ITA	20 MAY 1996			2:04.74
KOCH James	AUS	1 NOV 1998			2:05.27
BRENNAN Callum	AUS	16 JUL 2004			2:06.28
HOFMANN Felix	GER	31 MAR 2005			2:06.69
PEZZOTTI Fabio	ITA	6 NOV 1997			2:06.84
TESCH Max	GER	22 MAR 1996			2:07.25
ROQUES Martin	FRA	30 SEP 2002			2:07.58

Legend:

WR World Record

Timing and Results provided by Tissot



Start List


Event Number 8

	Record	Splits	Name	NOC Code	Location	Date
WR	2:02.98		IPPOLITO Francesco	ITA	Riccione (ITA)	25 MAY 2023

Lane	Name	NOC Code	Date of Birth	Qualifying Time	Time	Rank
1	TESCH Max	GER	22 MAR 1996	2:07.25		
2	HOFMANN Felix	GER	31 MAR 2005	2:06.69		
3	KOCH James	AUS	1 NOV 1998	2:05.27		
4	LASSERRE Kevin	FRA	11 AUG 1998	2:04.69		
5	IPPOLITO Francesco	ITA	20 MAY 1996	2:04.74		
6	BRENNAN Callum	AUS	16 JUL 2004	2:06.28		
7	PEZZOTTI Fabio	ITA	6 NOV 1997	2:06.84		
8	ROQUES Martin	FRA	30 SEP 2002	2:07.58		

Legend:
WR World Record

Timing and Results provided by Tissot



FRI 8 AUG 2025
Start Time: 15:35

Results

Event Number 8


	Record	Splits	Name	NOC Code	Location	Date
WR	2:02.98		IPPOLITO Francesco	ITA	Riccione (ITA)	25 MAY 2023

Rank	Lane	Name	NOC Code	R.T.	50m	100m	150m	Time	Time Behind
1	5	IPPOLITO Francesco	ITA	0.69	(7) 26.88	(5) 1:02.71 35.83	(3) 1:32.67 29.96	2:06.74 34.07	
2	7	PEZZOTTI Fabio	ITA	0.72	(2) 26.35	(3) 1:02.06 35.71	(1) 1:31.36 29.30	2:07.01 35.65	+0.27
3	2	HOFMANN Felix	GER	0.68	(5) 26.82	(=1) 1:01.48 34.66	(2) 1:32.28 30.80	2:08.66 36.38	+1.92
4	6	BRENNAN Callum	AUS	0.67	(1) 21.47	(=1) 1:01.48 40.01	(5) 1:33.02 31.54	2:09.41 36.39	+2.67
5	4	LASSERRE Kevin	FRA	0.68	(4) 26.70	(6) 1:02.87 36.17	(4) 1:32.98 30.11	2:09.94 36.96	+3.20
6	8	ROQUES Martin	FRA	0.69	(3) 26.69	(4) 1:02.57 35.88	(6) 1:35.12 32.55	2:12.15 37.03	+5.41
7	3	KOCH James	AUS	0.69	(6) 26.87	(7) 1:03.28 36.41	(8) 1:36.71 33.43	2:13.21 36.50	+6.47
8	1	TESCH Max	GER	0.70	(8) 27.82	(8) 1:05.67 37.85	(7) 1:36.55 30.88	2:13.36 36.81	+6.62

Legend:

= Equal rank R.T. Reaction Time WR World Record

Timing and Results provided by Tissot



Medallists

Medal	Name	NOC
GOLD	IPPOLITO Francesco	ITA - Italy
SILVER	PEZZOTTI Fabio	ITA - Italy
BRONZE	HOFMANN Felix	GER - Germany

Timing and Results provided by Tissot




TWG
2025
CHENGDU



LIFE SAVING

Men's 4x25 Manikin Relay



Entry List by Event

As of THU 7 AUG 2025

	Record	Splits	NOC (Relay)	Location	Date
WR	1:03.39		ITA - Italy	Southport (GBR)	30 AUG 2024

Number of entries: 8


NOC

AUS - Australia
FRA - France
GER - Germany
HUN - Hungary
ITA - Italy
JPN - Japan
POL - Poland
ESP - Spain

Legend:

WR World Record

Timing and Results provided by Tissot



SAT 9 AUG 2025
Start Time: 14:35

Start List

Event Number 12

REVISED
8 AUG 16:50

	Record	Splits	NOC (Relay)	Location	Date
WR	1:03.39		ITA - ITALY	Southport (GBR)	30 AUG 2024

Lane	NOC	Name	Date of Birth	Qualifying Time	Time	Rank
1	POL - POLAND	KOTOWSKI Wojciech	6 MAY 1994	1:06.65		
		DUBIEL Adam	12 DEC 1993			
		GRABSKI Mateusz	18 AUG 2003			
		MAJCHRZAK Kacper	22 SEP 1992			
2	HUN - HUNGARY	SZABO GYOERGYEI Szebasztian	11 MAR 1996	1:06.24		
		TAKACS Krisztian	30 DEC 1985			
		BALOG Gabor	2 SEP 1990			
		NELL Oliver	15 MAY 2003			
3	ESP - SPAIN	ROMERO FERNANDEZ Ivan	25 MAR 2003	1:05.57		
		CORONADO TEJEDA Carlos	17 AUG 2003			
		PLAZUELO JIMENEZ Marco	20 APR 1998			
		SZPUNAR ROSA Raul	30 MAY 2000			
4	ITA - ITALY	CREMONINI Davide	28 DEC 2004	1:03.39		
		IPPOLITO Francesco	20 MAY 1996			
		PEZZOTTI Fabio	6 NOV 1997			
		LOCCHI Simone	16 APR 2004			
5	AUS - AUSTRALIA	BRENNAN Callum	16 JUL 2004	1:05.28		
		SMITH Jake	8 OCT 1997			
		HYNES Harrison	30 MAY 2002			
		BRENNAN Riley	22 JUN 2006			
6	JPN - JAPAN	SEKIGUCHI Kota	11 FEB 2003	1:05.87		
		NISHIYAMA Shun	25 JUL 1988			
		HARA Shuta	4 FEB 2004			
		HANDA Ryunosuke	29 MAY 1996			
7	GER - GERMANY	MALKOWSKI Jan	23 MAR 1993	1:06.30		
		LAUFKOTTER David	21 MAY 1997			
		BRANG Tim	8 NOV 1997			
		WIECK Danny	6 NOV 1991			
8	FRA - FRANCE	DEFFIN Elouan	29 DEC 2005	1:07.00		
		KOINDREDI Goroco	10 SEP 1999			
		DURAGER Tom	7 JUL 2005			
		CORDOBA Arnaud	13 OCT 2002			

Legend:

WR World Record

REVISED

Re-Seed according to Entry Times

Timing and Results provided by Tissot



Results

Event Number 12


	Record	Splits	NOC (Relay)	Location	Date
WR	1:03.39		ITA - ITALY	Southport (GBR)	30 AUG 2024

Rank	Lane	NOC / Name	R.T.	Time	Time Behind
1	4	ITA - ITALY CREMONINI Davide IPPOLITO Francesco PEZZOTTI Fabio LOCCHI Simone		1:02.03	WR
2	1	POL - POLAND KOTOWSKI Wojciech DUBIEL Adam GRABSKI Mateusz MAJCHRZAK Kacper		1:03.53	+1.50
3	5	AUS - AUSTRALIA BRENNAN Callum SMITH Jake HYNES Harrison BRENNAN Riley		1:04.92	+2.89
4	7	GER - GERMANY MALKOWSKI Jan LAUFKOTTER David BRANG Tim WIECK Danny		1:05.26	+3.23
5	6	JPN - JAPAN SEKIGUCHI Kota NISHIYAMA Shun HARA Shuta HANDA Ryunosuke		1:05.37	+3.34
6	8	FRA - FRANCE DEFFIN Elouan KOINDREDI Goroco DURAGER Tom CORDOBA Arnaud		1:05.80	+3.77
7	2	HUN - HUNGARY SZABO GYOERGYEI Szebasztian TAKACS Krisztian BALOG Gabor NELL Oliver		1:07.36	+5.33
	3	ESP - SPAIN ROMERO FERNANDEZ Ivan CORONADO TEJEDA Carlos PLAZUELO JIMENEZ Marco SZPUNAR ROSA Raul		DSQ	

Legend:

DSQ Disqualified R.T. Reaction Time WR World Record

Timing and Results provided by Tissot



SAT 9 AUG 2025

Medallists


Medal	NOC	Name
GOLD	ITA - ITALY	CREMONINI Davide IPPOLITO Francesco PEZZOTTI Fabio LOCCHI Simone
SILVER	POL - POLAND	KOTOWSKI Wojciech DUBIEL Adam GRABSKI Mateusz MAJCHRZAK Kacper
BRONZE	AUS - AUSTRALIA	BRENNAN Callum SMITH Jake HYNES Harrison BRENNAN Riley

Timing and Results provided by Tissot



LIFE SAVING

Men's 4x50 Medley Relay



Entry List by Event

As of THU 7 AUG 2025

	Record	Splits	NOC (Relay)	Location	Date
WR	1:26.19		GER - Germany	Adelaide (AUS)	23 NOV 2018

Number of entries: 8

NOC

AUS - Australia
FRA - France
GER - Germany
HUN - Hungary
ITA - Italy
JPN - Japan
POL - Poland
ESP - Spain


Legend:

WR World Record

Timing and Results provided by Tissot



SAT 9 AUG 2025
Start Time: 15:35



Start List

Event Number 16

REVISED
8 AUG 16:54

	Record	Splits	NOC (Relay)	Location	Date
WR	1:26.19		GER - GERMANY	Adelaide (AUS)	23 NOV 2018

Lane	NOC	Name	Date of Birth	Qualifying Time	Time	Rank
1	GER - GERMANY	PIERRE LOUIS Sebastien	11 JUL 2000	1:28.97		
		MALKOWSKI Jan	23 MAR 1993			
		WIECK Danny	6 NOV 1991			
		LAUFKOTTER David	21 MAY 1997			
2	ESP - SPAIN	SZPUNAR ROSA Raul	30 MAY 2000	1:28.76		
		PEREZ SANCHEZ Javier	29 NOV 2002			
		CORONADO TEJEDA Carlos	17 AUG 2003			
		PLAZUELO JIMENEZ Marco	20 APR 1998			
3	AUS - AUSTRALIA	KOCH James	1 NOV 1998	1:27.78		
		HYNES Harrison	30 MAY 2002			
		BRENNAN Callum	16 JUL 2004			
		SMITH Jake	8 OCT 1997			
4	FRA - FRANCE	KOINDREDI Goroco	10 SEP 1999	1:26.30		
		DURAGER Tom	7 JUL 2005			
		LASSERRE Kevin	11 AUG 1998			
		CORDOBA Arnaud	13 OCT 2002			
5	ITA - ITALY	BRAMBILLASCHI Gabriele	24 FEB 2003	1:27.75		
		CREMONINI Davide	28 DEC 2004			
		LOCCHI Simone	16 APR 2004			
		IPPOLITO Francesco	20 MAY 1996			
6	HUN - HUNGARY	SZABO GYOERGYEI Szebasztian	11 MAR 1996	1:27.82		
		BALOG Gabor	2 SEP 1990			
		GYARFAS Bence	6 AUG 1993			
		TAKACS Krisztian	30 DEC 1985			
7	POL - POLAND	MAJCHRZAK Kacper	22 SEP 1992	1:28.86		
		GRABSKI Mateusz	18 AUG 2003			
		KOTOWSKI Wojciech	6 MAY 1994			
		NAKIELSKI Hubert	21 MAR 2000			
8	JPN - JAPAN	INOMATA Daichi	10 JUN 2002	1:29.08		
		SEKIGUCHI Kota	11 FEB 2003			
		HANDA Ryunosuke	29 MAY 1996			
		NISHIYAMA Shun	25 JUL 1988			


Legend:

WR World Record

REVISED

Re-Seed according to Entry Times

Timing and Results provided by Tissot



SAT 9 AUG 2025
Start Time: 15:35

Results

Event Number 16

REVISED
9 AUG 16:29


Record	Splits	NOC (Relay)	Location	Date
WR	1:26.19	GER - GERMANY	Adelaide (AUS)	23 NOV 2018

Rank	Lane	NOC / Name	R.T.	Time	Time Behind
1	4	FRA - FRANCE KOINDREDI Goroco DURAGER Tom LASSERRE Kevin CORDOBA Arnaud	0.63	1:25.62	WR
2	5	ITA - ITALY BRAMBILLASCHI Gabriele CREMONINI Davide LOCCHI Simone IPPOLITO Francesco	0.70	1:25.86	+0.24
3	1	GER - GERMANY PIERRE LOUIS Sebastien MALKOWSKI Jan WIECK Danny LAUFKOTTER David	0.70	1:26.20	+0.58
4	7	POL - POLAND MAJCHRZAK Kacper GRABSKI Mateusz KOTOWSKI Wojciech NAKIELSKI Hubert	0.65	1:27.77	+2.15
5	6	HUN - HUNGARY SZABO GYOERGYEI Szebasztian BALOG Gabor NELL Oliver TAKACS Krisztian	0.64	1:27.84	+2.22
6	3	AUS - AUSTRALIA KOCH James HYNES Harrison BRENNAN Callum SMITH Jake	0.68	1:28.32	+2.70
7	2	ESP - SPAIN SZPUNAR ROSA Raul PEREZ SANCHEZ Javier CORONADO TEJEDA Carlos PLAZUELO JIMENEZ Marco	0.62	1:28.50	+2.88
	8	JPN - JAPAN INOMATA Daichi SEKIGUCHI Kota HANDA Ryunosuke NISHIYAMA Shun		DSQ	

Legend:

DSQ Disqualified R.T. Reaction Time WR World Record

Timing and Results provided by Tissot



SAT 9 AUG 2025

Medallists


Medal	NOC	Name
GOLD	FRA - FRANCE	KOINDREDI Goroco DURAGER Tom LASSERRE Kevin CORDOBA Arnaud
SILVER	ITA - ITALY	BRAMBILLASCHI Gabriele CREMONINI Davide LOCCHI Simone IPPOLITO Francesco
BRONZE	GER - GERMANY	PIERRE LOUIS Sebastien MALKOWSKI Jan WIECK Danny LAUFKOTTER David

Timing and Results provided by Tissot



LIFE SAVING

Men's 4x50 Pool Life Saver



Entry List by Event

As of THU 7 AUG 2025

	Record	Splits	NOC (Relay)	Location	Date
WR	1:46.37		GER - Germany	Riccione (ITA)	21 SEP 2019

Number of entries: 8


NOC

AUS - Australia
FRA - France
GER - Germany
HUN - Hungary
ITA - Italy
JPN - Japan
POL - Poland
ESP - Spain

Legend:

WR World Record

Timing and Results provided by Tissot



FRI 8 AUG 2025
Start Time: 14:35

Start List

Event Number 4

REVISED
8 AUG 12:45


	Record	Splits	NOC (Relay)	Location	Date
WR	1:46.37		GER - GERMANY	Riccione (ITA)	21 SEP 2019

Lane	NOC	Name	Date of Birth	Qualifying Time	Time	Rank
1	FRA - FRANCE	KOINDREDI Goroco	10 SEP 1999			
		DURAGER Tom	7 JUL 2005			
		DEFFIN Elouan	29 DEC 2005			
		CORDOBA Arnaud	13 OCT 2002			
2	GER - GERMANY	PIERRE LOUIS Sebastien	11 JUL 2000			
		MALKOWSKI Jan	23 MAR 1993			
		WIECK Danny	6 NOV 1991			
		BRANG Tim	8 NOV 1997			
3	JPN - JAPAN	INOMATA Daichi	10 JUN 2002			
		SEKIGUCHI Kota	11 FEB 2003			
		HANDA Ryunosuke	29 MAY 1996			
		NISHIYAMA Shun	25 JUL 1988			
4	HUN - HUNGARY	SZABO GYOERGYEI Szebasztian	11 MAR 1996			
		TAKACS Krisztian	30 DEC 1985			
		GYARFAS Bence	6 AUG 1993			
		BALOG Gabor	2 SEP 1990			
5	POL - POLAND	MAJCHRZAK Kacper	22 SEP 1992			
		GRABSKI Mateusz	18 AUG 2003			
		DUBIEL Adam	12 DEC 1993			
		NAKIELSKI Hubert	21 MAR 2000			
6	AUS - AUSTRALIA	KOCH James	1 NOV 1998			
		HYNES Harrison	30 MAY 2002			
		SMITH Jake	8 OCT 1997			
		BRENNAN Callum	16 JUL 2004			
7	ESP - SPAIN	SZPUNAR ROSA Raul	30 MAY 2000			
		PLAZUELO JIMENEZ Marco	20 APR 1998			
		CORONADO TEJEDA Carlos	17 AUG 2003			
		ROMERO FERNANDEZ Ivan	25 MAR 2003			
8	ITA - ITALY	BRAMBILLASCHI Gabriele	24 FEB 2003			
		CREMONINI Davide	28 DEC 2004			
		LOCCHI Simone	16 APR 2004			
		PEZZOTTI Fabio	6 NOV 1997			

Legend:

WR World Record

Timing and Results provided by Tissot



FRI 8 AUG 2025
Start Time: 14:35

Results

Event Number 4


Record	Splits	NOC (Relay)	Location	Date
WR	1:46.37	GER - GERMANY	Riccione (ITA)	21 SEP 2019

Rank	Lane	NOC / Name	R.T.	50m	Time	Time Behind
1	8	ITA - ITALY			1:39.12	WR
		BRAMBILLASCHI Gabriele	0.66	22.59	(2) 22.59	
		CREMONINI Davide	0.18	14.49	(7) 37.08	
		LOCCHI Simone		20.39	(2) 57.47	
		PEZZOTTI Fabio		41.65		
2	2	GER - GERMANY			1:39.92	+0.80
		PIERRE LOUIS Sebastien	0.69	23.06	(5) 23.06	
		MALKOWSKI Jan	0.02	2.30	(1) 25.36	
		WIECK Danny		45.85	(5) 1:11.21	
		BRANG Tim		28.71		
3	1	FRA - FRANCE			1:41.04	+1.92
		KOINDREDI Goroco	0.59	22.96	(3) 22.96	
		DURAGER Tom	0.32	3.19	(4) 26.15	
		DEFFIN Elouan		43.40	(4) 1:09.55	
		CORDOBA Arnaud		31.49		
4	7	ESP - SPAIN			1:42.64	+3.52
		SZPUNAR ROSA Raul	0.61	23.88	(8) 23.88	
		PLAZUELO JIMENEZ Marco	-0.03	2.13	(3) 26.01	
		CORONADO TEJEDA Carlos		51.25	(7) 1:17.26	
		ROMERO FERNANDEZ Ivan		25.38		
5	3	JPN - JAPAN			1:42.81	+3.69
		INOMATA Daichi	0.62	23.19	(6) 23.19	
		SEKIGUCHI Kota	0.04	3.11	(5) 26.30	
		HANDA Ryunosuke		42.44	(3) 1:08.74	
		NISHIYAMA Shun		34.07		
6	5	POL - POLAND			1:43.32	+4.20
		MAJCHRZAK Kacper	0.67	22.97	(4) 22.97	
		GRABSKI Mateusz	0.08	2.78	(2) 25.75	
		DUBIEL Adam		29.69	(1) 55.44	
		NAKIELSKI Hubert		47.88		
7	6	AUS - AUSTRALIA			1:43.83	+4.71
		KOCH James	0.70	23.83	(7) 23.83	
		HYNES Harrison	0.20	18.70	(8) 42.53	
		SMITH Jake		34.61	(6) 1:17.14	
		BRENNAN Callum		26.69		
8	4	HUN - HUNGARY			1:49.03	+9.91
		SZABO GYOERGYEI Szebasztian	0.59	21.91	(1) 21.91	
		TAKACS Krisztian	0.27	13.89	(6) 35.80	
		GYARFAS Bence		43.35	(8) 1:19.15	
		BALOG Gabor		29.88		

Legend:

R.T. Reaction Time WR World Record

Timing and Results provided by Tissot



FRI 8 AUG 2025

Medallists

Medal	NOC	Name
GOLD	ITA - ITALY	BRAMBILLASCHI Gabriele CREMONINI Davide LOCCHI Simone PEZZOTTI Fabio
SILVER	GER - GERMANY	PIERRE LOUIS Sebastien MALKOWSKI Jan WIECK Danny BRANG Tim
BRONZE	FRA - FRANCE	KOINDREDI Goroco DURAGER Tom DEFFIN Elouan CORDOBA Arnaud

Timing and Results provided by Tissot




TWG
2025
CHENGDU



LIFE SAVING

Women's 50m Manikin Carry



Entry List by Event

As of THU 7 AUG 2025

	Record	Name	NOC Code	Location	Date
WR	32.20	HOLT Nina	GER	Southport (GBR)	30 AUG 2024

Number of entries: 8

Name	NOC Code	Date of Birth	Location of Performance	Date of Performance	Qualifying Time
HOLT Nina	GER	1 FEB 2003			32.20
OPPERMANN Lena	GER	20 APR 2005			32.92
GIOVANELLI Helene	ITA	22 JUL 2002			33.14
ROUSSEAU Magali	FRA	10 MAR 1988			33.61
FABRETTI Lucrezia	ITA	5 NOV 2001			33.75
FABRE Margaux	FRA	2 OCT 1992			33.96
GARCIA SILVA Antia	ESP	16 NOV 1998			33.96
JONES Mariah	AUS	22 JUL 1993			33.99

Legend:

WR World Record

Timing and Results provided by Tissot



Start List

Event Number 9

Record	Name	NOC Code	Location	Date
WR	32.20 HOLT Nina	GER	Southport (GBR)	30 AUG 2024

Lane	Name	NOC Code	Date of Birth	Qualifying Time	Time	Rank
1	FABRE Margaux	FRA	2 OCT 1992	33.96		
2	FABRETTI Lucrezia	ITA	5 NOV 2001	33.75		
3	GIOVANELLI Helene	ITA	22 JUL 2002	33.14		
4	HOLT Nina	GER	1 FEB 2003	32.20		
5	OPPERMANN Lena	GER	20 APR 2005	32.92		
6	ROUSSEAU Magali	FRA	10 MAR 1988	33.61		
7	GARCIA SILVA Antia	ESP	16 NOV 1998	33.96		
8	JONES Mariah	AUS	22 JUL 1993	33.99		

Legend:
WR World Record

Timing and Results provided by Tissot



SAT 9 AUG 2025
Start Time: 14:00

Results

Event Number 9


Record	Name	NOC Code	Location	Date
WR	32.20 HOLT Nina	GER	Southport (GBR)	30 AUG 2024

Rank	Lane	Name	NOC Code	R.T.	Time	Time Behind
1	4	HOLT Nina	GER	0.70	32.22	
2	5	OPPERMANN Lena	GER	0.71	33.42	+1.20
3	6	ROUSSEAU Magali	FRA	0.55	33.87	+1.65
4	2	FABRETTI Lucrezia	ITA	0.67	34.22	+2.00
5	3	GIOVANELLI Helene	ITA	0.64	34.35	+2.13
6	7	GARCIA SILVA Antia	ESP	0.65	34.99	+2.77
7	8	JONES Mariah	AUS	0.67	35.56	+3.34
8	1	FABRE Margaux	FRA	0.65	36.68	+4.46

Legend:

R.T. Reaction Time WR World Record

Timing and Results provided by Tissot



SAT 9 AUG 2025

Medallists

Medal	Name	NOC
GOLD	HOLT Nina	GER - Germany
SILVER	OPPERMANN Lena	GER - Germany
BRONZE	ROUSSEAU Magali	FRA - France

Timing and Results provided by Tissot



LIFE SAVING

Women's 100m Manikin Carry
with Fins



Entry List by Event

As of THU 7 AUG 2025

	Record	Split	Name	NOC Code	Location	Date
WR	49.30		FABRETTI Lucrezia	ITA	Milano (ITA)	23 APR 2022


Number of entries: 8

Name	NOC Code	Date of Birth	Location of Performance	Date of Performance	Qualifying Time
FABRETTI Lucrezia	ITA	5 NOV 2001			50.93
RODRIGUEZ SIERRA Maria	ESP	2 SEP 2004			51.26
CRAWFORD Zoe	NZL	10 APR 2005			51.28
GARCIA SILVA Antia	ESP	16 NOV 1998			51.40
VOLPINI Federica	ITA	15 FEB 1993			51.68
LAUERWALD Undine	GER	25 DEC 2002			51.72
KIDD Madison	NZL	28 MAR 1997			52.13
OPPERMANN Lena	GER	20 APR 2005			51:10.00

Legend:

WR World Record

Timing and Results provided by Tissot



FRI 8 AUG 2025
Start Time: 15:00

Start List

Event Number 5

REVISED
7 AUG 17:02


	Record	Split	Name	NOC Code	Location	Date
WR	49.30		FABRETTI Lucrezia	ITA	Milano (ITA)	23 APR 2022

Lane	Name	NOC Code	Date of Birth	Qualifying Time	Time	Rank
1	LAUERWALD Undine	GER	25 DEC 2002	51.72		
2	GARCIA SILVA Antia	ESP	16 NOV 1998	51.40		
3	RODRIGUEZ SIERRA Maria	ESP	2 SEP 2004	51.26		
4	FABRETTI Lucrezia	ITA	5 NOV 2001	50.93		
5	OPPERMANN Lena	GER	20 APR 2005	51.10		
6	CRAWFORD Zoe	NZL	10 APR 2005	51.28		
7	VOLPINI Federica	ITA	15 FEB 1993	51.68		
8	KIDD Madison	NZL	28 MAR 1997	52.13		

Legend:

WR World Record

Timing and Results provided by Tissot



FRI 8 AUG 2025
Start Time: 15:00

Results

Event Number 5


	Record	Name	NOC Code	Location	Date
WR	49.30	FABRETTI Lucrezia	ITA	Milano (ITA)	23 APR 2022

Rank	Lane	Name	NOC Code	R.T.	Time	Time Behind
1	4	FABRETTI Lucrezia	ITA	0.70	51.09	
2	5	OPPERMANN Lena	GER	0.73	51.26	+0.17
3	2	GARCIA SILVA Antia	ESP	0.78	51.27	+0.18
4	3	RODRIGUEZ SIERRA Maria	ESP	0.78	51.37	+0.28
5	7	VOLPINI Federica	ITA	0.68	51.46	+0.37
6	1	LAUERWALD Undine	GER	0.71	51.87	+0.78
7	6	CRAWFORD Zoe	NZL	0.72	52.39	+1.30
8	8	KIDD Madison	NZL	0.75	52.62	+1.53

Legend:

R.T. Reaction Time WR World Record

Timing and Results provided by Tissot



FRI 8 AUG 2025

Medallists


Medal	Name	NOC
GOLD	FABRETTI Lucrezia	ITA - Italy
SILVER	OPPERMANN Lena	GER - Germany
BRONZE	GARCIA SILVA Antia	ESP - Spain

Timing and Results provided by Tissot



LIFE SAVING

Women's 100m Manikin Tow
with Fins



Entry List by Event

As of THU 7 AUG 2025

	Record	Name	NOC Code	Location	Date
WR	54.77	CRAWFORD Zoe	AUS	Southport (GBR)	12 JUL 2025


Number of entries: 8

Name	NOC Code	Date of Birth	Location of Performance	Date of Performance	Qualifying Time
KIDD Madison	NZL	28 MAR 1997			55.03
CRAWFORD Zoe	NZL	10 APR 2005			55.30
LAUERWALD Undine	GER	25 DEC 2002			55.82
RODRIGUEZ SIERRA Maria	ESP	2 SEP 2004			56.68
VOLPINI Federica	ITA	15 FEB 1993			56.72
EDDY Rachel	AUS	5 JAN 1998			56.89
GIORDANO Melissa	ITA	12 AUG 2006			57.09
OPPERMANN Lena	GER	20 APR 2005			57.70

Legend:

WR World Record

Timing and Results provided by Tissot



SAT 9 AUG 2025
Start Time: 15:00

Start List

Event Number 13

REVISED
9 AUG 12:07

	Record	Name	NOC Code	Location	Date
WR	54.77	CRAWFORD Zoe	NZL	Southport (GBR)	12 JUL 2025

Lane	Name	NOC Code	Date of Birth	Qualifying Time	Time	Rank
1	GIORDANO Melissa	ITA	12 AUG 2006	57.09		
2	VOLPINI Federica	ITA	15 FEB 1993	56.72		
3	LAUERWALD Undine	GER	25 DEC 2002	55.82		
4	KIDD Madison	NZL	28 MAR 1997	55.03		
5	CRAWFORD Zoe	NZL	10 APR 2005	55.30		
6	RODRIGUEZ SIERRA Maria	ESP	2 SEP 2004	56.68		
7	EDDY Rachel	AUS	5 JAN 1998	56.89		
8	VAN DE PLAS Bo	BEL	5 NOV 2001	57.98		


Legend:

WR World Record

REVISED

Change of Swimmer Lane 8

Timing and Results provided by Tissot



SAT 9 AUG 2025
Start Time: 15:00

Results

Event Number 13


	Record	Split	Name	NOC Code	Location	Date
WR	54.77		CRAWFORD Zoe	NZL	Southport (GBR)	12 JUL 2025

Rank	Lane	Name	NOC Code	R.T.	50m	Time	Time Behind
1	5	CRAWFORD Zoe	NZL	0.72	(1) 20.88	55.81 34.93	
2	3	LAUERWALD Undine	GER	0.78	(4) 22.19	57.12 34.93	+1.31
3	4	KIDD Madison	NZL	0.75	(2) 21.64	58.38 36.74	+2.57
4	2	VOLPINI Federica	ITA	0.73	(3) 22.07	58.64 36.57	+2.83
5	1	GIORDANO Melissa	ITA	0.84	(5) 22.61	59.70 37.09	+3.89
6	6	RODRIGUEZ SIERRA Maria	ESP	0.78	(8) 24.05	1:00.30 36.25	+4.49
7	8	VAN DE PLAS Bo	BEL	0.78	(7) 23.43	1:01.32 37.89	+5.51
8	7	EDDY Rachel	AUS	0.81	(6) 23.33	1:10.09 46.76	+14.28

Legend:

R.T. Reaction Time WR World Record

Timing and Results provided by Tissot



SAT 9 AUG 2025

Medallists

Medal	Name	NOC
GOLD	CRAWFORD Zoe	NZL - New Zealand
SILVER	LAUERWALD Undine	GER - Germany
BRONZE	KIDD Madison	NZL - New Zealand

Timing and Results provided by Tissot




TWG
2025
CHENGDU



LIFE SAVING

Women's 100m Rescue
Medley



Entry List by Event

As of THU 7 AUG 2025

	Record	Split	Name	NOC Code	Location	Date
WR	1:05.75		HOLT Nina	GER	Southport (GBR)	29 AUG 2024

Number of entries: 8

Name	NOC Code	Date of Birth	Location of Performance	Date of Performance	Qualifying Time
HOLT Nina	GER	1 FEB 2003			1:05.75
GIOVANELLI Helene	ITA	22 JUL 2002			1:07.86
PIROVANO Anna	ITA	8 OCT 2000			1:07.95
OPPERMANN Lena	GER	20 APR 2005			1:08.12
JONES Mariah	AUS	22 JUL 1993			1:09.09
BOUDES Romane	FRA	18 DEC 2006			1:09.58
FABRE Margaux	FRA	2 OCT 1992			1:10.28
JONES Chelsea	AUS	27 JAN 2005			1:10.42

Legend:

WR World Record

Timing and Results provided by Tissot



FRI 8 AUG 2025
Start Time: 14:00

Start List

Event Number 1

	Record	Split	Name	NOC Code	Location	Date
WR	1:05.75		HOLT Nina	GER	Southport (GBR)	29 AUG 2024

Lane	Name	NOC Code	Date of Birth	Qualifying Time	Time	Rank
1	FABRE Margaux	FRA	2 OCT 1992	1:10.28		
2	JONES Mariah	AUS	22 JUL 1993	1:09.09		
3	PIROVANO Anna	ITA	8 OCT 2000	1:07.95		
4	HOLT Nina	GER	1 FEB 2003	1:05.75		
5	GIOVANELLI Helene	ITA	22 JUL 2002	1:07.86		
6	OPPERMANN Lena	GER	20 APR 2005	1:08.12		
7	BOUDES Romane	FRA	18 DEC 2006	1:09.58		
8	JONES Chelsea	AUS	27 JAN 2005	1:10.42		

Legend:
WR World Record

Timing and Results provided by Tissot



Results

Event Number 1


	Record	Split	Name	NOC Code	Location	Date
WR	1:05.75		HOLT Nina	GER	Southport (GBR)	29 AUG 2024

Rank	Lane	Name	NOC Code	R.T.	50m	Time	Time Behind
1	4	HOLT Nina	GER	0.70	(1) 27.11	1:03.69 36.58	WR
2	6	OPPERMANN Lena	GER	0.69	(6) 28.98	1:08.69 39.71	+5.00
3	5	GIOVANELLI Helene	ITA	0.66	(3) 28.22	1:09.18 40.96	+5.49
4	2	JONES Mariah	AUS	0.74	(8) 30.73	1:12.48 41.75	+8.79
5	8	JONES Chelsea	AUS	0.72	(2) 28.19	1:12.68 44.49	+8.99
6	7	BOUDES Romane	FRA	0.64	(7) 29.66	1:13.17 43.51	+9.48
7	3	PIROVANO Anna	ITA	0.68	(4) 28.53	1:13.21 44.68	+9.52
8	1	FABRE Margaux	FRA	0.54	(5) 28.77	1:15.72 46.95	+12.03

Legend:

R.T. Reaction Time WR World Record

Timing and Results provided by Tissot



FRI 8 AUG 2025

Medallists

Medal	Name	NOC
GOLD	HOLT Nina	GER - Germany
SILVER	OPPERMANN Lena	GER - Germany
BRONZE	GIOVANELLI Helene	ITA - Italy

Timing and Results provided by Tissot




TWG
2025
CHENGDU



LIFE SAVING

Women's 200m Super
Lifesaver



Entry List by Event

As of THU 7 AUG 2025

	Record	Splits	Name	NOC Code	Location	Date
WR	2:16.07		ROUSSEAU Magali	FRA	Saint Malo (FRA)	28 MAY 2022

Number of entries: 8

Name	NOC Code	Date of Birth	Location of Performance	Date of Performance	Qualifying Time
FABRETTI Lucrezia	ITA	5 NOV 2001			2:19.06
ROUSSEAU Magali	FRA	10 MAR 1988			2:20.26
DIBELLONIA Elisa	ITA	14 MAY 2005			2:20.49
RODRIGUEZ SIERRA Maria	ESP	2 SEP 2004			2:20.72
GEBHARDT Alica	GER	25 NOV 1997			2:21.24
JONES Mariah	AUS	22 JUL 1993			2:21.43
LAUERWALD Undine	GER	25 DEC 2002			2:21.99
JULIEN Camille	FRA	7 JUL 1997			2:23.85

Legend:

WR World Record

Timing and Results provided by Tissot



FRI 8 AUG 2025
Start Time: 15:30

Start List

Event Number 7


REVISED
8 AUG 13:54

	Record	Splits	Name	NOC Code	Location	Date
WR	2:16.07		ROUSSEAU Magali	FRA	Saint Malo (FRA)	28 MAY 2022

Lane	Name	NOC Code	Date of Birth	Qualifying Time	Time	Rank
1	JONES Chelsea	AUS	27 JAN 2005			
2	GEBHARDT Alica	GER	25 NOV 1997	2:21.24		
3	DIBELLONIA Elisa	ITA	14 MAY 2005	2:20.49		
4	FABRETTI Lucrezia	ITA	5 NOV 2001	2:19.06		
5	ROUSSEAU Magali	FRA	10 MAR 1988	2:20.26		
6	RODRIGUEZ SIERRA Maria	ESP	2 SEP 2004	2:20.72		
7	JONES Mariah	AUS	22 JUL 1993	2:21.43		
8	JULIEN Camille	FRA	7 JUL 1997	2:23.85		

Legend:
WR World Record

Timing and Results provided by Tissot



Results

Event Number 7


	Record	Splits	Name	NOC Code	Location	Date
WR	2:16.07		ROUSSEAU Magali	FRA	Saint Malo (FRA)	28 MAY 2022

Rank	Lane	Name	NOC Code	R.T.	50m	100m	150m	Time	Time Behind
1	4	FABRETTI Lucrezia	ITA	0.68	(3) 29.28	(2) 1:09.17 39.89	(1) 1:41.49 32.32	2:23.09 41.60	
2	2	GEBHARDT Alica	GER	0.73	(4) 29.39	(3) 1:10.85 41.46	(2) 1:44.58 33.73	2:26.19 41.61	+3.10
3	8	JULIEN Camille	FRA	0.71	(5) 30.42	(5) 1:12.24 41.82	(4) 1:44.79 32.55	2:27.33 42.54	+4.24
4	3	DIBELLONIA Elisa	ITA	0.67	(2) 29.26	(4) 1:11.84 42.58	(5) 1:45.74 33.90	2:29.88 44.14	+6.79
5	6	RODRIGUEZ SIERRA Maria	ESP	0.73	(6) 30.67	(7) 1:13.26 42.59	(6) 1:45.92 32.66	2:30.15 44.23	+7.06
6	1	JONES Chelsea	AUS	0.65	(1) 28.56	(1) 1:09.11 40.55	(3) 1:44.66 35.55	2:30.57 45.91	+7.48
7	7	JONES Mariah	AUS	0.71	(7) 30.68	(6) 1:13.25 42.57	(7) 1:49.45 36.20	2:37.17 47.72	+14.08
	5	ROUSSEAU Magali	FRA					DSQ	

Legend:

DSQ Disqualified **R.T.** Reaction Time **WR** World Record

Timing and Results provided by Tissot



FRI 8 AUG 2025

Medallists

Medal	Name	NOC
GOLD	FABRETTI Lucrezia	ITA - Italy
SILVER	GEBHARDT Alica	GER - Germany
BRONZE	JULIEN Camille	FRA - France

Timing and Results provided by Tissot




TWG
2025
CHENGDU



LIFE SAVING

Women's 4x25 Manikin Relay



Entry List by Event

As of THU 7 AUG 2025

	Record	Splits	NOC (Relay)	Location	Date
WR	1:14.72		GER - Germany	Southport (GBR)	30 AUG 2024

Number of entries: 8


NOC

AUS - Australia
BEL - Belgium
FRA - France
GER - Germany
ITA - Italy
JPN - Japan
POL - Poland
ESP - Spain

Legend:

WR World Record

Timing and Results provided by Tissot



SAT 9 AUG 2025
Start Time: 14:30

Start List

Event Number 11

REVISED
8 AUG 16:48

	Record	Splits	NOC (Relay)	Location	Date
WR	1:14.72		GER - GERMANY	Southport (GBR)	30 AUG 2024

Lane	NOC	Name	Date of Birth	Qualifying Time	Time	Rank
1	AUS - AUSTRALIA	ASQUITH Piper	3 NOV 2007	1:22.54		
		JONES Chelsea	27 JAN 2005			
		JONES Mariah	22 JUL 1993			
		BENDER Cyra	28 NOV 2005			
2	JPN - JAPAN	NASUKAWA Saaya	10 NOV 1991	1:19.93		
		HORIBE MITSUI Yurika	7 MAR 1992			
		MACHII Hinata	12 OCT 2003			
		YAMADA Sumiha	5 AUG 2003			
3	ESP - SPAIN	RODRIGUEZ SIERRA Maria	2 SEP 2004	1:19.42		
		MANTECON RUIZ Yael	8 OCT 2008			
		CABALLERO FUSET Lola	23 MAY 2004			
		GARCIA SILVA Antia	16 NOV 1998			
4	GER - GERMANY	HOLT Nina	1 FEB 2003	1:14.72		
		LAUERWALD Undine	25 DEC 2002			
		GEBHARDT Alica	25 NOV 1997			
		OPPERMANN Lena	20 APR 2005			
5	ITA - ITALY	PASQUINO Francesca	31 OCT 2002	1:17.97		
		PASQUINO Valentina	21 MAY 2004			
		FABRETTI Lucrezia	5 NOV 2001			
		GIOVANELLI Helene	22 JUL 2002			
6	FRA - FRANCE	BOUDES Romane	18 DEC 2006	1:19.47		
		ROUSSEAU Magali	10 MAR 1988			
		BOUTELOUP Camille	15 OCT 2004			
		JULIEN Camille	7 JUL 1997			
7	BEL - BELGIUM	CROES Elise	20 OCT 2004	1:20.36		
		HARZE Marine	26 NOV 1997			
		VANBUEL Nele	12 SEP 1985			
		ROMANINI Aurelie	7 MAR 1987			
8	POL - POLAND	CIEPLAK Aleksandra	30 MAY 2001	1:22.96		
		ZUKOWSKA Paula	30 MAR 1993			
		CZOK Joanna	3 APR 2003			
		KOCJAN Victoria	4 JUN 2000			


Legend:

WR World Record

REVISED

Re-Seed according to Entry Times

Timing and Results provided by Tissot



SAT 9 AUG 2025
Start Time: 14:30

Results

Event Number 11


	Record	Splits	NOC (Relay)	Location	Date
WR	1:14.72		GER - GERMANY	Southport (GBR)	30 AUG 2024

Rank	Lane	NOC / Name	R.T.	Time	Time Behind
1	4	GER - GERMANY HOLT Nina LAUERWALD Undine GEBHARDT Alica OPPERMANN Lena		1:12.10	WR
2	6	FRA - FRANCE BOUDES Romane ROUSSEAU Magali BOUTELOUP Camille JULIEN Camille		1:14.70	+2.60
3	5	ITA - ITALY PASQUINO Francesca PASQUINO Valentina FABRETTI Lucrezia GIOVANELLI Helene		1:15.23	+3.13
4	3	ESP - SPAIN RODRIGUEZ SIERRA Maria MANTECON RUIZ Yael CABALLERO FUSET Lola GARCIA SILVA Antia		1:17.26	+5.16
5	2	JPN - JAPAN NASUKAWA Saaya HORIBE MITSUI Yurika MACHII Hinata YAMADA Sumiha		1:18.57	+6.47
6	7	BEL - BELGIUM CROES Elise HARZE Marine VANBUEL Nele ROMANINI Aurelie		1:20.17	+8.07
7	1	AUS - AUSTRALIA ASQUITH Piper JONES Chelsea JONES Mariah BENDER Cyra		1:20.43	+8.33
8	8	POL - POLAND CIEPLAK Aleksandra ZUKOWSKA Paula CZOK Joanna KOCJAN Victoria		1:24.37	+12.27

Legend:

R.T. Reaction Time WR World Record

Timing and Results provided by Tissot



SAT 9 AUG 2025

Medallists


Medal	NOC	Name
GOLD	GER - GERMANY	HOLT Nina LAUERWALD Undine GEBHARDT Alica OPPERMANN Lena
SILVER	FRA - FRANCE	BOUDES Romane ROUSSEAU Magali BOUTELOUP Camille JULIEN Camille
BRONZE	ITA - ITALY	PASQUINO Francesca PASQUINO Valentina FABRETTI Lucrezia GIOVANELLI Helene

Timing and Results provided by Tissot



LIFE SAVING

Women's 4x50 Medley Relay



Entry List by Event

As of THU 7 AUG 2025

	Record	Splits	NOC (Relay)	Location	Date
WR	1:35.87		GER - Germany	Birmingham (USA)	11 JUL 2022

Number of entries: 8


NOC

AUS - Australia
BEL - Belgium
FRA - France
GER - Germany
ITA - Italy
JPN - Japan
POL - Poland
ESP - Spain

Legend:

WR World Record

Timing and Results provided by Tissot



SAT 9 AUG 2025
Start Time: 15:30

Start List

Event Number 15

REVISED
8 AUG 16:52

	Record	Splits	NOC (Relay)	Location	Date
WR	1:35.87		GER - GERMANY	Birmingham (USA)	11 JUL 2022

Lane	NOC	Name	Date of Birth	Qualifying Time	Time	Rank
1	BEL - BELGIUM	ROMANINI Aurelie	7 MAR 1987	1:43.76		
		CROES Elise	20 OCT 2004			
		HARZE Marine	26 NOV 1997			
		VAN DE PLAS Bo	5 NOV 2001			
2	FRA - FRANCE	FABRE Margaux	2 OCT 1992	1:42.75		
		JULIEN Camille	7 JUL 1997			
		BOUTELOUP Camille	15 OCT 2004			
		ROUSSEAU Magali	10 MAR 1988			
3	ESP - SPAIN	GARCIA SILVA Antia	16 NOV 1998	1:40.36		
		PAYOLA ANGLADA Nuria	3 OCT 1999			
		MANTECON RUIZ Yael	8 OCT 2008			
		RODRIGUEZ SIERRA Maria	2 SEP 2004			
4	GER - GERMANY	HOLT Nina	1 FEB 2003	1:38.24		
		OPPERMANN Lena	20 APR 2005			
		GEBHARDT Alica	25 NOV 1997			
		LAUERWALD Undine	25 DEC 2002			
5	ITA - ITALY	GIOVANELLI Helene	22 JUL 2002	1:38.91		
		PASQUINO Valentina	21 MAY 2004			
		PASQUINO Francesca	31 OCT 2002			
		VOLPINI Federica	15 FEB 1993			
6	AUS - AUSTRALIA	ASQUITH Piper	3 NOV 2007	1:42.67		
		BENDER Cyra	28 NOV 2005			
		JONES Chelsea	27 JAN 2005			
		EDDY Rachel	5 JAN 1998			
7	JPN - JAPAN	NASUKAWA Saaya	10 NOV 1991	1:43.40		
		MACHII Hinata	12 OCT 2003			
		YAMADA Sumiha	5 AUG 2003			
		YAMADA Yui	19 SEP 2003			
8	POL - POLAND	CIEPLAK Aleksandra	30 MAY 2001	1:44.22		
		ZUKOWSKA Paula	30 MAR 1993			
		ZEMOJDZIN Wiktoria	12 SEP 2008			
		KOCJAN Victoria	4 JUN 2000			


Legend:

WR World Record

REVISED

Re-Seed according to Entry Times

Timing and Results provided by Tissot



SAT 9 AUG 2025
Start Time: 15:30

Results

Event Number 15

REVISED
9 AUG 16:28


Record	Splits	NOC (Relay)	Location	Date
WR	1:35.87	GER - GERMANY	Birmingham (USA)	11 JUL 2022

Rank	Lane	NOC / Name	R.T.	Time	Time Behind
1	4	GER - GERMANY HOLT Nina OPPERMANN Lena GEBHARDT Alica LAUERWALD Undine	0.71	1:37.60	
2	5	ITA - ITALY GIOVANELLI Helene PASQUINO Valentina PASQUINO Francesca VOLPINI Federica	0.67	1:39.49	+1.89
3	3	ESP - SPAIN GARCIA SILVA Antia PAYOLA ANGLADA Nuria MANTECON RUIZ Yael RODRIGUEZ SIERRA Maria	0.67	1:40.43	+2.83
4	6	AUS - AUSTRALIA ASQUITH Piper BENDER Cyra JONES Chelsea EDDY Rachel	0.71	1:41.32	+3.72
5	2	FRA - FRANCE FABRE Margaux JULIEN Camille BOUVELOUP Camille ROUSSEAU Magali	0.70	1:41.38	+3.78
6	1	BEL - BELGIUM ROMANINI Aurelie CROES Elise HARZE Marine VAN DE PLAS Bo	0.60	1:43.45	+5.85
7	7	JPN - JAPAN NASUKAWA Saaya MACHII Hinata YAMADA Sumiha YAMADA Yui	0.69	1:44.42	+6.82
8	8	POL - POLAND CIEPLAK Aleksandra ZUKOWSKA Paula ZEMOJDZIN Wiktoria KOCJAN Victoria	0.66	1:44.55	+6.95

Legend:

R.T. Reaction Time WR World Record

Timing and Results provided by Tissot



SAT 9 AUG 2025

Medallists


Medal	NOC	Name
GOLD	GER - GERMANY	HOLT Nina OPPERMANN Lena GEBHARDT Alica LAUERWALD Undine
SILVER	ITA - ITALY	GIOVANELLI Helene PASQUINO Valentina PASQUINO Francesca VOLPINI Federica
BRONZE	ESP - SPAIN	GARCIA SILVA Antia PAYOLA ANGLADA Nuria MANTECON RUIZ Yael RODRIGUEZ SIERRA Maria

Timing and Results provided by Tissot



LIFE SAVING

Women's 4x50 Pool Life
Saver



Entry List by Event


As of THU 7 AUG 2025

Number of entries: 8

NOC

AUS - Australia
BEL - Belgium
FRA - France
GER - Germany
ITA - Italy
JPN - Japan
POL - Poland
ESP - Spain

Timing and Results provided by Tissot



FRI 8 AUG 2025
Start Time: 14:30

Start List

Event Number 3

REVISED
8 AUG 12:16

	Record	Splits	NOC (Relay)	Location	Date
WR	1:53.78		ITA - ITALY	Riccione (ITA)	26 MAY 2024

Lane	NOC	Name	Date of Birth	Qualifying Time	Time	Rank
1	POL - POLAND	CIEPLAK Aleksandra	30 MAY 2001			
		ZUKOWSKA Paula	30 MAR 1993			
		KOCJAN Victoria	4 JUN 2000			
		ZEMOJDZIN Wiktoria	12 SEP 2008			
2	ESP - SPAIN	MANTECON RUIZ Yael	8 OCT 2008			
		RODRIGUEZ SIERRA Maria	2 SEP 2004			
		PAYOLA ANGLADA Nuria	3 OCT 1999			
		GARCIA SILVA Antia	16 NOV 1998			
3	AUS - AUSTRALIA	ASQUITH Piper	3 NOV 2007			
		EDDY Rachel	5 JAN 1998			
		JONES Mariah	22 JUL 1993			
		BENDER Cyra	28 NOV 2005			
4	ITA - ITALY	PASQUINO Francesca	31 OCT 2002			
		PASQUINO Valentina	21 MAY 2004			
		GIOVANELLI Helene	22 JUL 2002			
		VOLPINI Federica	15 FEB 1993			
5	BEL - BELGIUM	HARZE Marine	26 NOV 1997			
		VAN DE PLAS Bo	5 NOV 2001			
		ROMANINI Aurelie	7 MAR 1987			
		CROES Elise	20 OCT 2004			
6	FRA - FRANCE	FABRE Margaux	2 OCT 1992			
		JULIEN Camille	7 JUL 1997			
		BOUDES Romane	18 DEC 2006			
		ROUSSEAU Magali	10 MAR 1988			
7	JPN - JAPAN	NASUKAWA Saaya	10 NOV 1991			
		MACHII Hinata	12 OCT 2003			
		HOBIBE MITSUI Yurika	7 MAR 1992			
		YAMADA Yui	19 SEP 2003			
8	GER - GERMANY	HOLT Nina	1 FEB 2003			
		HENNIG Julia	13 MAR 1998			
		OPPERMANN Lena	20 APR 2005			
		LAUERWALD Undine	25 DEC 2002			


Legend:

WR World Record

REVISED

Added WR for W4X50 Pool Life Saver

Timing and Results provided by Tissot



FRI 8 AUG 2025
Start Time: 14:30

Results

Event Number 3


Record	Splits	NOC (Relay)	Location	Date
WR	1:53.78	ITA - ITALY	Riccione (ITA)	26 MAY 2024

Rank	Lane	NOC / Name	R.T.	50m	Time	Time Behind
1	8	GER - GERMANY			1:51.07	WR
		HOLT Nina	0.69	24.98	(1) 24.98	
		HENNIG Julia	0.19	3.19	(1) 28.17	
		OPPERMANN Lena		22.01	(1) 50.18	
		LAUERWALD Undine		1:00.89		
2	4	ITA - ITALY			1:55.14	+4.07
		PASQUINO Francesca	0.65	26.76	(4) 26.76	
		PASQUINO Valentina	0.18	10.95	(5) 37.71	
		GIOVANELLI Helene		20.83	(3) 58.54	
		VOLPINI Federica		56.60		
3	3	AUS - AUSTRALIA			1:58.53	+7.46
		ASQUITH Piper	0.72	26.61	(3) 26.61	
		EDDY Rachel	0.09	12.89	(7) 39.50	
		JONES Mariah		41.15	(6) 1:20.65	
		BENDER Cyra		37.88		
4	6	FRA - FRANCE			1:59.21	+8.14
		FABRE Margaux	0.66	25.90	(2) 25.90	
		JULIEN Camille	0.30	2.65	(2) 28.55	
		BOUDES Romane		38.45	(5) 1:07.00	
		ROUSSEAU Magali		52.21		
5	2	ESP - SPAIN			1:59.24	+8.17
		MANTECON RUIZ Yael	0.66	26.99	(6) 26.99	
		RODRIGUEZ SIERRA Maria	0.17	2.48	(4) 29.47	
		PAYOLA ANGLADA Nuria		54.13	(8) 1:23.60	
		GARCIA SILVA Antia		35.64		
6	5	BEL - BELGIUM			2:00.80	+9.73
		HARZE Marine	0.68	27.39	(8) 27.39	
		VAN DE PLAS Bo	0.25	11.31	(6) 38.70	
		ROMANINI Aurelie		26.36	(4) 1:05.06	
		CROES Elise		55.74		
7	7	JPN - JAPAN			2:03.92	+12.85
		NASUKAWA Saaya	0.69	27.02	(7) 27.02	
		MACHII Hinata	0.04	2.17	(3) 29.19	
		HORIBE MITSUI Yurika		23.19	(2) 52.38	
		YAMADA Yui		1:11.54		
8	1	POL - POLAND			2:06.88	+15.81
		CIEPLAK Aleksandra	0.56	26.86	(5) 26.86	
		ZUKOWSKA Paula	0.11	20.19	(8) 47.05	
		KOCJAN Victoria		36.31	(7) 1:23.36	
		ZEMOJDZIN Wiktoria		43.52		

Legend:

R.T. Reaction Time WR World Record

Timing and Results provided by Tissot



FRI 8 AUG 2025

Medallists

Medal	NOC	Name
GOLD	GER - GERMANY	HOLT Nina HENNIG Julia OPPERMANN Lena LAUERWALD Undine
SILVER	ITA - ITALY	PASQUINO Francesca PASQUINO Valentina GIOVANELLI Helene VOLPINI Federica
BRONZE	AUS - AUSTRALIA	ASQUITH Piper EDDY Rachel JONES Mariah BENDER Cyra

Timing and Results provided by Tissot



TWG
2025
CHENGDU



MUAYTHAI

RESULTS BOOK

TABLE OF CONTENTS



33	Muaythai	3752
33.1	Table of Contents	3753
33.2	Number of Entries by NOC	3758
33.3	Entry List by NOC	3760
33.4	Session Schedule	3763
33.4.1	Session Schedule - Session 1	3763
33.4.2	Session Schedule - Session 2	3765
33.4.3	Session Schedule - Session 3	3766
33.5	Results Summary by Session	3767
33.5.1	Results Summary - Session 1	3767
33.5.2	Results Summary - Session 2	3769
33.5.3	Results Summary - Session 3	3770
33.6	Medallists by Event	3771
33.7	Medal Standings	3772
33.8	Men's -57kg	3773
33.8.1	Entry List by Event	3774
33.8.2	Brackets	3775
33.8.3	Medallists	3776
33.8.4	Finals	3777
33.8.4.1	Bronze Medal Bout #38 Results	3777
33.8.4.2	Gold Medal Bout #44 Results	3778
33.8.5	Semifinals	3779
33.8.5.1	Bout #27 Results	3779
33.8.5.2	Bout #28 Results	3780
33.8.6	Quarterfinals	3781
33.8.6.1	Bout #5 Results	3781
33.8.6.2	Bout #6 Results	3782
33.8.6.3	Bout #7 Results	3783
33.8.6.4	Bout #8 Results	3784
33.9	Men's -71kg	3785
33.9.1	Entry List by Event	3786
33.9.2	Brackets	3787
33.9.3	Medallists	3788
33.9.4	Finals	3789
33.9.4.1	Bronze Medal Bout #40 Results	3789
33.9.4.2	Gold Medal Bout #46 Results	3790
33.9.5	Semifinals	3791

RESULTS BOOK

TABLE OF CONTENTS

33.9.5.1	Bout #31 Results	3791
33.9.5.2	Bout #32 Results	3792
33.9.6	Quarterfinals	3793
33.9.6.1	Bout #13 Results	3793
33.9.6.2	Bout #14 Results	3794
33.9.6.3	Bout #15 Results	3795
33.9.6.4	Bout #16 Results	3796
33.10	Men's -86kg	3797
33.10.1	Entry List by Event	3798
33.10.2	Brackets	3799
33.10.3	Medallists	3800
33.10.4	Finals	3801
33.10.4.1	Bronze Medal Bout #42 Results	3801
33.10.4.2	Gold Medal Bout #48 Results	3802
33.10.5	Semifinals	3803
33.10.5.1	Bout #35 Results	3803
33.10.5.2	Bout #36 Results	3804
33.10.6	Quarterfinals	3805
33.10.6.1	Bout #21 Results	3805
33.10.6.2	Bout #22 Results	3806
33.10.6.3	Bout #23 Results	3807
33.10.6.4	Bout #24 Results	3808
33.11	Women's -48kg	3809
33.11.1	Entry List by Event	3810
33.11.2	Brackets	3811
33.11.3	Medallists	3812
33.11.4	Finals	3813
33.11.4.1	Bronze Medal Bout #37 Results	3813
33.11.4.2	Gold Medal Bout #43 Results	3814
33.11.5	Semifinals	3815
33.11.5.1	Bout #25 Results	3815
33.11.5.2	Bout #26 Results	3816
33.11.6	Quarterfinals	3817
33.11.6.1	Bout #1 Results	3817
33.11.6.2	Bout #2 Results	3818
33.11.6.3	Bout #3 Results	3819
33.11.6.4	Bout #4 Results	3820
33.12	Women's -54kg	3821
33.12.1	Entry List by Event	3822
33.12.2	Brackets	3823
33.12.3	Medallists	3824
33.12.4	Finals	3825
33.12.4.1	Bronze Medal Bout #39 Results	3825
33.12.4.2	Gold Medal Bout #45 Results	3826

RESULTS BOOK

TABLE OF CONTENTS

33.12.5	Semifinals	3827
33.12.5.1	Bout #29 Results	3827
33.12.5.2	Bout #30 Results	3828
33.12.6	Quarterfinals	3829
33.12.6.1	Bout #9 Results	3829
33.12.6.2	Bout #10 Results	3830
33.12.6.3	Bout #11 Results	3831
33.12.6.4	Bout #12 Results	3832
33.13	Women's -60kg	3833
33.13.1	Entry List by Event	3834
33.13.2	Brackets	3835
33.13.3	Medallists	3836
33.13.4	Finals	3837
33.13.4.1	Bronze Medal Bout #41 Results	3837
33.13.4.2	Gold Medal Bout #47 Results	3838
33.13.5	Semifinals	3839
33.13.5.1	Bout #33 Results	3839
33.13.5.2	Bout #34 Results	3840
33.13.6	Quarterfinals	3841
33.13.6.1	Bout #17 Results	3841
33.13.6.2	Bout #18 Results	3842
33.13.6.3	Bout #19 Results	3843
33.13.6.4	Bout #20 Results	3844



Number of Entries by NOC

As of THU 7 AUG 2025

NOC Code	Continent / NOC	Women				Men				Total
		-48kg	-54kg	-60kg	Total	-57kg	-71kg	-86kg	Total	
	Africa									
MAR	MOROCCO	1	0	0	1	0	1	0	1	2
RSA	SOUTH AFRICA	0	0	0	0	0	0	1	1	1
Total	Africa	1	0	0	1	0	1	1	2	3
	Asia									
AFG	AFGHANISTAN	0	0	0	0	1	0	0	1	1
KAZ	KAZAKHSTAN	0	0	0	0	0	1	0	1	1
CHN	PEOPLE'S REPUBLIC OF CHINA	1	1	1	3	1	1	1	3	6
PHI	PHILIPPINES	1	0	0	1	0	0	0	0	1
SGP	SINGAPORE	1	0	0	1	0	0	0	0	1
THA	THAILAND	1	0	1	2	0	0	0	0	2
UAE	UNITED ARAB EMIRATES	0	0	0	0	1	0	0	1	1
UZB	UZBEKISTAN	0	0	0	0	0	0	1	1	1
VIE	VIETNAM	0	0	0	0	1	0	0	1	1
Total	Asia	4	1	2	7	4	2	2	8	15
	Europe									
ARM	ARMENIA	0	0	0	0	1	0	0	1	1
BEL	BELGIUM	0	1	0	1	0	0	0	0	1
CRO	CROATIA	0	0	0	0	0	0	1	1	1
EST	ESTONIA	0	0	1	1	0	0	0	0	1
FIN	FINLAND	1	0	0	1	0	0	0	0	1
FRA	FRANCE	0	0	0	0	1	0	0	1	1
HUN	HUNGARY	0	1	1	2	0	1	0	1	3
ISR	ISRAEL	0	0	0	0	1	1	0	2	2
ITA	ITALY	0	0	0	0	0	1	0	1	1
MDA	MOLDOVA, REPUBLIC OF	0	0	0	0	0	0	1	1	1
POL	POLAND	0	1	1	2	0	0	0	0	2
SVK	SLOVAKIA	0	1	0	1	0	0	0	0	1
SWE	SWEDEN	0	0	1	1	0	0	1	1	2
TUR	TURKIYE	1	0	1	2	0	0	0	0	2
UKR	UKRAINE	1	0	0	1	1	1	0	2	3
Total	Europe	3	4	5	12	4	4	3	11	23
	Pan America									
MEX	MEXICO	0	1	0	1	0	0	1	1	2
USA	UNITED STATES OF AMERICA	0	1	0	1	0	0	1	1	2



Number of Entries by NOC

As of THU 7 AUG 2025

NOC Code	Continent / NOC	Women				Men				Total
		-48kg	-54kg	-60kg	Total	-57kg	-71kg	-86kg	Total	
Total	Pan America	0	2	0	2	0	0	2	2	4
AIN	AIN	0	1	1	2	0	1	0	1	3
Total		0	1	1	2	0	1	0	1	3
Total		8	8	8	24	8	8	8	24	48



Entry List by NOC

As of THU 7 AUG 2025

NOC	Name	Event	Date of Birth
AFG - AFGHANISTAN	MOSAWI Sayed Rohullah	Men's -57kg	23 OCT 1999
AIN - AIN	SHAKHTARIN Konstantin	Men's -71kg	09 JUL 2002
	BESPALOVA Marina	Women's -60kg	23 MAY 1999
	SAFEEVA Anna	Women's -54kg	24 FEB 1988
ARM - ARMENIA	KHACHIKYAN Narek	Men's -57kg	28 JAN 1999
BEL - BELGIUM	DEPYPERE Axana Petra M	Women's -54kg	16 JUN 2004
CRO - CROATIA	KOSAR Vito	Men's -86kg	12 FEB 2001
EST - ESTONIA	GRENTS Astrid Johanna	Women's -60kg	14 MAY 1998
FIN - FINLAND	PENOL Jovena Marie Berdan	Women's -48kg	13 SEP 2001
FRA - FRANCE	ROLLAND Daren Louis Jose	Men's -57kg	28 SEP 1998
HUN - HUNGARY	SPETH Norbert Attila	Men's -71kg	30 APR 1995
	NARDELOTTI Sandorfi Ajsa Adel	Women's -60kg	28 MAR 2001
	SZEKELY Anna	Women's -54kg	29 MAR 2003
ISR - ISRAEL	BRANIS Maxim	Men's -71kg	04 FEB 1999
	GORDON Ruach Hashem Bichayanu	Men's -57kg	01 SEP 2003
ITA - ITALY	FRANZOSI Gianluca Giorgio	Men's -71kg	04 NOV 2005
KAZ - KAZAKHSTAN	ZAYAKIN Ruslan	Men's -71kg	06 FEB 1999
MEX - MEXICO	HERNANDEZ TOTOMOL Juan Antonio	Men's -86kg	25 AUG 1998
	BURGOS LOPEZ Laura Fernanda	Women's -54kg	30 DEC 1989
MDA - MOLDOVA, REPUBLIC OF	LIVADARI Artiom	Men's -86kg	06 DEC 2001



Entry List by NOC

As of THU 7 AUG 2025

NOC	Name	Event	Date of Birth
MAR - MOROCCO			
	ZAHIDI Abdelali	Men's -71kg	08 JUL 1999
	BELOUARRAT Oumaima	Women's -48kg	02 SEP 1999
CHN - PEOPLE'S REPUBLIC OF CHINA			
	JI Longteng	Men's -71kg	17 FEB 2002
	YANG Yuxi	Men's -57kg	04 AUG 2007
	ZHANG Chengcheng	Men's -86kg	02 AUG 2000
	HAN Xin	Women's -60kg	02 SEP 1994
	KUANG Fei	Women's -54kg	24 AUG 1996
	LIU Xiaohui	Women's -48kg	29 JUN 2005
PHI - PHILIPPINES			
	ABUBAKAR Rudzma	Women's -48kg	24 SEP 2000
POL - POLAND			
	KIERCZYNSKA Martyna	Women's -54kg	09 APR 2002
	PLACHTA Adriana Karolina	Women's -60kg	05 JAN 1999
SGP - SINGAPORE			
	GWA WEI YING Cheryl	Women's -48kg	05 AUG 1990
SVK - SLOVAKIA			
	CHOCHLIKOVA Monika	Women's -54kg	13 JAN 1996
RSA - SOUTH AFRICA			
	COLLINS Damian Michael	Men's -86kg	13 SEP 1988
SWE - SWEDEN			
	LILLIECRONA Andreas Gustaf Magnus	Men's -86kg	27 MAY 1998
	ATES Ewin Anna	Women's -60kg	24 JAN 1991
THA - THAILAND			
	AONOK Miss Kullanat	Women's -48kg	17 APR 2004
	KAMTAKRAPOOM Kaewrudee	Women's -60kg	23 SEP 1996
TUR - TURKIYE			
	KOCAKUS Kubra	Women's -60kg	24 JUL 1996
	ORUC Sibel	Women's -48kg	01 MAR 2005
UKR - UKRAINE			
	SHELESKO Dmytro	Men's -57kg	29 OCT 2003
	YEFIMENKO Oleksandr	Men's -71kg	02 OCT 2001
	MYKHAILENKO Anastasiia	Women's -48kg	14 JAN 1996
UAE - UNITED ARAB EMIRATES			
	TOUIZI Mohamed	Men's -57kg	19 JUL 1999



Entry List by NOC

As of THU 7 AUG 2025

NOC	Name	Event	Date of Birth
USA - UNITED STATES OF AMERICA	ORTIZ Aaron L	Men's -86kg	02 OCT 1998
	WASHAM Megan Mackenzie	Women's -54kg	04 JAN 1995
UZB - UZBEKISTAN	PULATOV Khumoyun	Men's -86kg	15 JUL 2003
VIE - VIETNAM	NGUYEN TRAN Duy Nhat	Men's -57kg	21 MAR 1989



Session Schedule

As of THU 7 AUG 2025

SESSION 1 - Ring A

Contest No	Weight Category	Round	Color	Name	NOC Code	Points	Winner	Results Code
1	WOMEN'S -48KG	Quarterfinals	RED	MYKHAILENKO Anastasiia	UKR			
			BLUE	ABUBAKAR Rudzma	PHI			
2	WOMEN'S -48KG	Quarterfinals	RED	GWA WEI YING Cheryl	SGP			
			BLUE	LIU Xiaohui	CHN			
3	WOMEN'S -48KG	Quarterfinals	RED	BELOUARRAT Oumaima	MAR			
			BLUE	ORUC Sibel	TUR			
4	WOMEN'S -48KG	Quarterfinals	RED	PENOL Jovena Marie Berdan	FIN			
			BLUE	AONOK Miss Kullanat	THA			
5	MEN'S -57KG	Quarterfinals	RED	SHELESKO Dmytro	UKR			
			BLUE	MOSAWI Sayed Rohullah	AFG			
6	MEN'S -57KG	Quarterfinals	RED	NGUYEN TRAN Duy Nhat	VIE			
			BLUE	YANG Yuxi	CHN			
7	MEN'S -57KG	Quarterfinals	RED	KHACHIKYAN Narek	ARM			
			BLUE	GORDON Ruach Hashem Bichayanu	ISR			
8	MEN'S -57KG	Quarterfinals	RED	ROLLAND Daren Louis Jose	FRA			
			BLUE	TOUIZI Mohamed	UAE			
9	WOMEN'S -54KG	Quarterfinals	RED	BURGOS LOPEZ Laura Fernanda	MEX			
			BLUE	DEPYPERE Axana Petra M	BEL			
10	WOMEN'S -54KG	Quarterfinals	RED	CHOCHLIKOV Monika	SVK			
			BLUE	WASHAM Megan Mackenzie	USA			
11	WOMEN'S -54KG	Quarterfinals	RED	KUANG Fei	CHN			
			BLUE	SZEKELY Anna	HUN			
12	WOMEN'S -54KG	Quarterfinals	RED	SAFEEVA Anna	AIN			
			BLUE	KIERCZYNSKA Martyna	POL			
13	MEN'S -71KG	Quarterfinals	RED	SHAKHTARIN Konstantin	AIN			
			BLUE	BRANIS Maxim	ISR			
14	MEN'S -71KG	Quarterfinals	RED	SPETH Norbert Attila	HUN			
			BLUE	ZAYAKIN Ruslan	KAZ			
15	MEN'S -71KG	Quarterfinals	RED	FRANZOSI Gianluca Giorgio	ITA			
			BLUE	JI Longteng	CHN			
16	MEN'S -71KG	Quarterfinals	RED	ZAHIDI Abdelali	MAR			
			BLUE	YEFIMENKO Oleksandr	UKR			
17	WOMEN'S -60KG	Quarterfinals	RED	KOCAKUS Kubra	TUR			
			BLUE	ATES Ewin Anna	SWE			
18	WOMEN'S -60KG	Quarterfinals	RED	KAMTAKRAPOOM Kaewrudee	THA			
			BLUE	GRENTS Astrid Johanna	EST			
19	WOMEN'S -60KG	Quarterfinals	RED	NARDELOTTI Sandorfi Ajsa Adel	HUN			
			BLUE	HAN Xin	CHN			
20	WOMEN'S -60KG	Quarterfinals	RED	BESPALOVA Marina	AIN			
			BLUE	PLACHTA Adriana Karolina	POL			
21	MEN'S -86KG	Quarterfinals	RED	ORTIZ Aaron L	USA			
			BLUE	LILLIECRONA Andreas Gustaf Magnus	SWE			
22	MEN'S -86KG	Quarterfinals	RED	COLLINS Damian Michael	RSA			
			BLUE	PULATOV Khumoyun	UZB			



Session Schedule

As of THU 7 AUG 2025

SESSION 1 - Ring A

Contest No	Weight Category	Round	Color	Name	NOC Code	Points	Winner	Results Code
23	MEN'S -86KG	Quarterfinals	RED	ZHANG Chengcheng	CHN			
			BLUE	HERNANDEZ TOTOMOL Juan Antonio	MEX			
24	MEN'S -86KG	Quarterfinals	RED	LIVADARI Artiom	MDA			
			BLUE	KOSAR Vito	CRO			



Session Schedule

As of FRI 8 AUG 2025

SESSION 2 - Ring A

Contest No	Weight Category	Round	Color	Name	NOC Code	Points	Winner	Results Code
25	WOMEN'S -48KG	Semifinals	RED	ABUBAKAR Rudzma	PHI			
			BLUE	LIU Xiaohui	CHN			
26	WOMEN'S -48KG	Semifinals	RED	BELOUARRAT Oumaima	MAR			
			BLUE	AONOK Miss Kullanat	THA			
27	MEN'S -57KG	Semifinals	RED	SHELESKO Dmytro	UKR			
			BLUE	NGUYEN TRAN Duy Nhat	VIE			
28	MEN'S -57KG	Semifinals	RED	GORDON Ruach Hashem Bichayanu	ISR			
			BLUE	ROLLAND Daren Louis Jose	FRA			
29	WOMEN'S -54KG	Semifinals	RED	BURGOS LOPEZ Laura Fernanda	MEX			
			BLUE	CHOCHLIKOVA Monika	SVK			
30	WOMEN'S -54KG	Semifinals	RED	SZEKELY Anna	HUN			
			BLUE	KIERCZYNSKA Martyna	POL			
31	MEN'S -71KG	Semifinals	RED	SHAKHTARIN Konstantin	AIN			
			BLUE	SPETH Norbert Attila	HUN			
32	MEN'S -71KG	Semifinals	RED	FRANZOSI Gianluca Giorgio	ITA			
			BLUE	YEFIMENKO Oleksandr	UKR			
33	WOMEN'S -60KG	Semifinals	RED	KOCAKUS Kubra	TUR			
			BLUE	KAMTAKRAPOOM Kaewrudee	THA			
34	WOMEN'S -60KG	Semifinals	RED	HAN Xin	CHN			
			BLUE	BESPALOVA Marina	AIN			
35	MEN'S -86KG	Semifinals	RED	ORTIZ Aaron L	USA			
			BLUE	COLLINS Damian Michael	RSA			
36	MEN'S -86KG	Semifinals	RED	ZHANG Chengcheng	CHN			
			BLUE	LIVADARI Artiom	MDA			



Session Schedule

As of SAT 9 AUG 2025

SESSION 3 - Ring A

Contest No	Weight Category	Round	Color	Name	NOC Code	Points	Winner	Results Code
37	WOMEN'S -48KG	Bronze Medal Match	RED	ABUBAKAR Rudzma	PHI			
			BLUE	BELOUARRAT Oumaima	MAR			
38	MEN'S -57KG	Bronze Medal Match	RED	NGUYEN TRAN Duy Nhat	VIE			
			BLUE	ROLLAND Daren Louis Jose	FRA			
39	WOMEN'S -54KG	Bronze Medal Match	RED	CHOCHLIKOVA Monika	SVK			
			BLUE	SZEKELY Anna	HUN			
40	MEN'S -71KG	Bronze Medal Match	RED	SPETH Norbert Attila	HUN			
			BLUE	YEFIMENKO Oleksandr	UKR			
41	WOMEN'S -60KG	Bronze Medal Match	RED	KAMTAKRAPOOM Kaewrudee	THA			
			BLUE	BESPALOVA Marina	AIN			
42	MEN'S -86KG	Bronze Medal Match	RED	COLLINS Damian Michael	RSA			
			BLUE	ZHANG Chengcheng	CHN			
43	WOMEN'S -48KG	Gold Medal Match	RED	LIU Xiaohui	CHN			
			BLUE	AONOK Miss Kullanat	THA			
44	MEN'S -57KG	Gold Medal Match	RED	SHELESKO Dmytro	UKR			
			BLUE	GORDON Ruach Hashem Bichayanu	ISR			
45	WOMEN'S -54KG	Gold Medal Match	RED	BURGOS LOPEZ Laura Fernanda	MEX			
			BLUE	KIERCZYNSKA Martyna	POL			
46	MEN'S -71KG	Gold Medal Match	RED	SHAKHTARIN Konstantin	AIN			
			BLUE	FRANZOSI Gianluca Giorgio	ITA			
47	WOMEN'S -60KG	Gold Medal Match	RED	KOCAKUS Kubra	TUR			
			BLUE	HAN Xin	CHN			
48	MEN'S -86KG	Gold Medal Match	RED	ORTIZ Aaron L	USA			
			BLUE	LIVADARI Artiom	MDA			



Results Summary

As of FRI 8 AUG 2025

SESSION 1 - Ring A

Contest No	Weight Category	Round	Color	Name	NOC Code	Points	Winner	Dec.	Officials
1	WOMEN'S -48KG	Quarterfinals	RED	MYKHAILENKO Anastasiia	UKR	27		WP	R/J:MAS J:MAS J:HUN J:VIE
			BLUE	ABUBAKAR Rudzma	PHI	30	X		
2	WOMEN'S -48KG	Quarterfinals	RED	GWA WEI YING Cheryl	SGP	28		WP	R/J:FIN J:GER J:IRQ J:PHI
			BLUE	LIU Xiaohui	CHN	29	X		
3	WOMEN'S -48KG	Quarterfinals	RED	BELOUARRAT Oumaima	MAR	30	X	WP	R/J:THA J:MAS J:IRQ J:MAS
			BLUE	ORUC Sibel	TUR	27			
4	WOMEN'S -48KG	Quarterfinals	RED	PENOL Jovena Marie Berdan	FIN	28		WP	R/J:VIE J:PHI J:GER J:HUN
			BLUE	AONOK Miss Kullanat	THA	29	X		
5	MEN'S -57KG	Quarterfinals	RED	SHELESKO Dmytro	UKR	29	X	WP	R/J:MAS J:PHI J:IRQ J:THA
			BLUE	MOSAWI Sayed Rohullah	AFG	28			
6	MEN'S -57KG	Quarterfinals	RED	NGUYEN TRAN Duy Nhat	VIE	30	X	WP	R/J:HUN J:MAS J:FIN J:GER
			BLUE	YANG Yuxi	CHN	27			
7	MEN'S -57KG	Quarterfinals	RED	KHACHIKYAN Narek	ARM	18		RSCH	R/J:PHI J:MAS J:VIE J:GER
			BLUE	GORDON Ruach Hashem Bichayanu	ISR	20	X		
8	MEN'S -57KG	Quarterfinals	RED	ROLLAND Daren Louis Jose	FRA	30	X	WP	R/J:MAS J:THA J:HUN J:FIN
			BLUE	TOUIZI Mohamed	UAE	27			
9	WOMEN'S -54KG	Quarterfinals	RED	BURGOS LOPEZ Laura Fernanda	MEX	30	X	WP	R/J:MAS J:GER J:HUN J:VIE
			BLUE	DEPYPERE Axana Petra M	BEL	27			
10	WOMEN'S -54KG	Quarterfinals	RED	CHOCHLIKOV Monika	SVK	29	X	WP	R/J:FIN J:IRQ J:THA J:PHI
			BLUE	WASHAM Megan Mackenzie	USA	28			
11	WOMEN'S -54KG	Quarterfinals	RED	KUANG Fei	CHN	27		WP	R/J:VIE J:MAS J:GER J:PHI
			BLUE	SZEKELY Anna	HUN	30	X		
12	WOMEN'S -54KG	Quarterfinals	RED	SAFEEVA Anna	AIN	27		WP	R/J:THA J:MAS J:IRQ J:FIN
			BLUE	KIERCZYNSKA Martyna	POL	30	X		
13	MEN'S -71KG	Quarterfinals	RED	SHAKHTARIN Konstantin	AIN	30	X	WP	R/J:HUN J:MAS J:VIE J:FIN
			BLUE	BRANIS Maxim	ISR	27			
14	MEN'S -71KG	Quarterfinals	RED	SPETH Norbert Attila	HUN	0	X	RSCH	R/J:GER J:THA J:PHI J:MAS
			BLUE	ZAYAKIN Ruslan	KAZ	0			
15	MEN'S -71KG	Quarterfinals	RED	FRANZOSI Gianluca Giorgio	ITA	10	X	RSCB	R/J:IRQ J:FIN J:VIE J:MAS
			BLUE	JI Longteng	CHN	9			
16	MEN'S -71KG	Quarterfinals	RED	ZAHIDI Abdelali	MAR	28		WP	R/J:PHI J:FIN J:GER J:HUN
			BLUE	YEFIMENKO Oleksandr	UKR	29	X		
17	WOMEN'S -60KG	Quarterfinals	RED	KOCAKUS Kubra	TUR	29	X	WP	R/J:MAS J:VIE J:MAS J:THA
			BLUE	ATES Ewin Anna	SWE	28			
18	WOMEN'S -60KG	Quarterfinals	RED	KAMTAKRAPOOM Kaewrudee	THA	29	X	WP	R/J:FIN J:IRQ J:PHI J:HUN
			BLUE	GRENTS Astrid Johanna	EST	28			
19	WOMEN'S -60KG	Quarterfinals	RED	NARDELOTTI Sandorfi Ajsa Adel	HUN	18		RSCI	R/J:VIE J:IRQ J:MAS J:GER
			BLUE	HAN Xin	CHN	20	X		
20	WOMEN'S -60KG	Quarterfinals	RED	BESPALOVA Marina	AIN	30	X	WP	R/J:THA J:MAS J:HUN J:FIN
			BLUE	PLACHTA Adriana Karolina	POL	27			
21	MEN'S -86KG	Quarterfinals	RED	ORTIZ Aaron L	USA	0	X	WO	R/J:GER J:MAS J:PHI J:VIE
			BLUE	LILLIECRONA Andreas Gustaf Magnus	SWE	0			
22	MEN'S -86KG	Quarterfinals	RED	COLLINS Damian Michael	RSA	30	X	WP	R/J:IRQ J:FIN J:MAS J:HUN
			BLUE	PULATOV Khumoyun	UZB	27			



Results Summary

As of FRI 8 AUG 2025

SESSION 1 - Ring A

Contest No	Weight Category	Round	Color	Name	NOC Code	Points	Winner	Dec.	Officials
23	MEN'S -86KG	Quarterfinals	RED	ZHANG Chengcheng	CHN	30	X	WP	R/J:PHI J:MAS J:VIE J:HUN
			BLUE	HERNANDEZ TOTOMOL Juan Antonio	MEX	27			
24	MEN'S -86KG	Quarterfinals	RED	LIVADARI Artiom	MDA	30	X	WP	R/J:GER J:MAS J:THA J:IRQ
			BLUE	KOSAR Vito	CRO	27			



Results Summary

As of SAT 9 AUG 2025

SESSION 2 - Ring A

Contest No	Weight Category	Round	Color	Name	NOC Code	Points	Winner	Dec.	Officials
25	WOMEN'S -48KG	Semifinals	RED	ABUBAKAR Rudzma	PHI	9		RSCS	R/J:FIN J:GER J:IRQ J:MAS
			BLUE	LIU Xiaohui	CHN	10	X		
26	WOMEN'S -48KG	Semifinals	RED	BELOUARRAT Oumaima	MAR	27		WP	R/J:MAS J:HUN J:IRQ J:VIE
			BLUE	AONOK Miss Kullanat	THA	30	X		
27	MEN'S -57KG	Semifinals	RED	SHELESKO Dmytro	UKR	29	X	WP	R/J:MAS J:THA J:PHI J:GER
			BLUE	NGUYEN TRAN Duy Nhat	VIE	28			
28	MEN'S -57KG	Semifinals	RED	GORDON Ruach Hashem Bichayanu	ISR	30	X	WP	R/J:HUN J:VIE J:FIN J:GER
			BLUE	ROLLAND Daren Louis Jose	FRA	27			
29	WOMEN'S -54KG	Semifinals	RED	BURGOS LOPEZ Laura Fernanda	MEX	30	X	WP	R/J:THA J:MAS J:MAS J:PHI
			BLUE	CHOCHLIKOVA Monika	SVK	27			
30	WOMEN'S -54KG	Semifinals	RED	SZEKELY Anna	HUN	27		WP	R/J:VIE J:MAS J:IRQ J:FIN
			BLUE	KIERCZYNSKA Martyna	POL	30	X		
31	MEN'S -71KG	Semifinals	RED	SHAKHTARIN Konstantin	AIN	30	X	WP	R/J:PHI J:MAS J:THA J:FIN
			BLUE	SPETH Norbert Attila	HUN	27			
32	MEN'S -71KG	Semifinals	RED	FRANZOSI Gianluca Giorgio	ITA	9	X	RSCB	R/J:GER J:VIE J:THA J:HUN
			BLUE	YEFIMENKO Oleksandr	UKR	10			
33	WOMEN'S -60KG	Semifinals	RED	KOCAKUS Kubra	TUR	29	X	WP	R/J:MAS J:FIN J:MAS J:IRQ
			BLUE	KAMTAKRAPOOM Kaewrudee	THA	28			
34	WOMEN'S -60KG	Semifinals	RED	HAN Xin	CHN	30	X	WP	R/J:VIE J:HUN J:GER J:PHI
			BLUE	BESPALOVA Marina	AIN	27			
35	MEN'S -86KG	Semifinals	RED	ORTIZ Aaron L	USA	30	X	WP	R/J:IRQ J:MAS J:FIN J:THA
			BLUE	COLLINS Damian Michael	RSA	27			
36	MEN'S -86KG	Semifinals	RED	ZHANG Chengcheng	CHN	27		WP	R/J:GER J:MAS J:PHI J:HUN
			BLUE	LIVADARI Artiom	MDA	30	X		



Results Summary

As of SUN 10 AUG 2025

SESSION 3 - Ring A

Contest No	Weight Category	Round	Color	Name	NOC Code	Points	Winner	Dec.	Officials
37	WOMEN'S -48KG	Bronze Medal Match	RED	ABUBAKAR Rudzma	PHI	0		WO	R/J:THA J:VIE J:IRQ J:GER
			BLUE	BELOUARRAT Ourmama	MAR	0	X		
38	MEN'S -57KG	Bronze Medal Match	RED	NGUYEN TRAN Duy Nhat	VIE	27		WP	R/J:HUN J:MAS J:PHI J:MAS
			BLUE	ROLLAND Daren Louis Jose	FRA	30	X		
39	WOMEN'S -54KG	Bronze Medal Match	RED	CHOCHLIKOVA Monika	SVK	29	X	WP	R/J:THA J:FIN J:VIE J:IRQ
			BLUE	SZEKELY Anna	HUN	28			
40	MEN'S -71KG	Bronze Medal Match	RED	SPETH Norbert Attila	HUN	29	X	WP	R/J:MAS J:THA J:MAS J:PHI
			BLUE	YEFIMENKO Oleksandr	UKR	28			
41	WOMEN'S -60KG	Bronze Medal Match	RED	KAMTAKRAPOOM Kaewrudee	THA	29	X	WP	R/J:FIN J:HUN J:GER J:VIE
			BLUE	BESPALOVA Marina	AIN	28			
42	MEN'S -86KG	Bronze Medal Match	RED	COLLINS Damian Michael	RSA	0		RSCH	R/J:PHI J:HUN J:IRQ J:MAS
			BLUE	ZHANG Chengcheng	CHN	0	X		
43	WOMEN'S -48KG	Gold Medal Match	RED	LIU Xiaohui	CHN	30	X	WP	R/J:VIE J:MAS J:FIN J:GER
			BLUE	AONOK Miss Kullanat	THA	27			
44	MEN'S -57KG	Gold Medal Match	RED	SHELESKO Dmytro	UKR	30	X	WP	R/J:MAS J:PHI J:THA J:GER
			BLUE	GORDON Ruach Hashem Bichayanu	ISR	27			
45	WOMEN'S -54KG	Gold Medal Match	RED	BURGOS LOPEZ Laura Fernanda	MEX	29	X	WP	R/J:MAS J:VIE J:HUN J:IRQ
			BLUE	KIERCZYNSKA Martyna	POL	28			
46	MEN'S -71KG	Gold Medal Match	RED	SHAKHTARIN Konstantin	AIN	30	X	WP	R/J:IRQ J:THA J:GER J:MAS
			BLUE	FRANZOSI Gianluca Giorgio	ITA	26			
47	WOMEN'S -60KG	Gold Medal Match	RED	KOCAKUS Kubra	TUR	28		WP	R/J:VIE J:PHI J:HUN J:FIN
			BLUE	HAN Xin	CHN	29	X		
48	MEN'S -86KG	Gold Medal Match	RED	ORTIZ Aaron L	USA	27		WP	R/J:GER J:MAS J:IRQ J:MAS
			BLUE	LIVADARI Artiom	MDA	30	X		



Medallists by Event

As of SUN 10 AUG 2025

After 6 of 6 Events

Event Name	Date	Medal	Name	NOC Code
Men's -57kg	FRI 08 AUG	GOLD	SHELESKO Dmytro	UKR
		SILVER	GORDON Ruach Hashem Bichayanu	ISR
		BRONZE	ROLLAND Daren Louis Jose	FRA
Men's -71kg	FRI 08 AUG	GOLD	SHAKHTARIN Konstantin	AIN
		SILVER	FRANZOSI Gianluca Giorgio	ITA
		BRONZE	SPETH Norbert Attila	HUN
Men's -86kg	FRI 08 AUG	GOLD	LIVADARI Artiom	MDA
		SILVER	ORTIZ Aaron L	USA
		BRONZE	ZHANG Chengcheng	CHN
Women's -48kg	FRI 08 AUG	GOLD	LIU Xiaohui	CHN
		SILVER	AONOK Miss Kullanat	THA
		BRONZE	BELOUARRAT Oumaima	MAR
Women's -54kg	FRI 08 AUG	GOLD	BURGOS LOPEZ Laura Fernanda	MEX
		SILVER	KIERCZYNSKA Martyna	POL
		BRONZE	CHOCHLIKOVA Monika	SVK
Women's -60kg	FRI 08 AUG	GOLD	HAN Xin	CHN
		SILVER	KOCAKUS Kubra	TUR
		BRONZE	KAMTAKRAPOOM Kaewrudee	THA



Medal Standings

As of SUN 10 AUG 2025

After 6 of 6 Events

Rank	NOC	Men				Women				Total			
		G	S	B	Tot	G	S	B	Tot	G	S	B	Tot
1	CHN - PEOPLE'S REPUBLIC OF CHINA			1	1	2			2	2		1	3
2	AIN - AIN	1			1					1			1
2	MDA - MOLDOVA, REPUBLIC OF	1			1					1			1
2	UKR - UKRAINE	1			1					1			1
5	THA - THAILAND						1	1	2		1	1	2
6	MEX - MEXICO					1			1	1			1
7	ITA - ITALY		1		1						1		1
7	ISR - ISRAEL		1		1						1		1
7	USA - UNITED STATES OF AMERICA		1		1						1		1
7	POL - POLAND						1		1		1		1
7	TUR - TURKIYE						1		1		1		1
12	FRA - FRANCE			1	1							1	1
12	HUN - HUNGARY			1	1							1	1
12	SVK - SLOVAKIA							1	1			1	1
12	MAR - MOROCCO							1	1			1	1
Total:		3	3	3	9	3	3	3	9	6	6	6	18



TWG
2025
CHENGDU



MUAYTHAI

Men's -57kg



Entry List by Event

As of THU 7 AUG 2025

NOC	Name	Event	Date of Birth
AFG - AFGHANISTAN	MOSAWI Sayed Rohullah	Men's -57kg	23 OCT 1999
ARM - ARMENIA	KHACHIKYAN Narek	Men's -57kg	28 JAN 1999
CHN - PEOPLE'S REPUBLIC OF CHINA	YANG Yuxi	Men's -57kg	04 AUG 2007
FRA - FRANCE	ROLLAND Daren Louis Jose	Men's -57kg	28 SEP 1998
ISR - ISRAEL	GORDON Ruach Hashem Bichayanu	Men's -57kg	01 SEP 2003
UAE - UNITED ARAB EMIRATES	TOUIZI Mohamed	Men's -57kg	19 JUL 1999
UKR - UKRAINE	SHELESKO Dmytro	Men's -57kg	29 OCT 2003
VIE - VIETNAM	NGUYEN TRAN Duy Nhat	Men's -57kg	21 MAR 1989



Brackets

As of SUN 10 AUG 2025

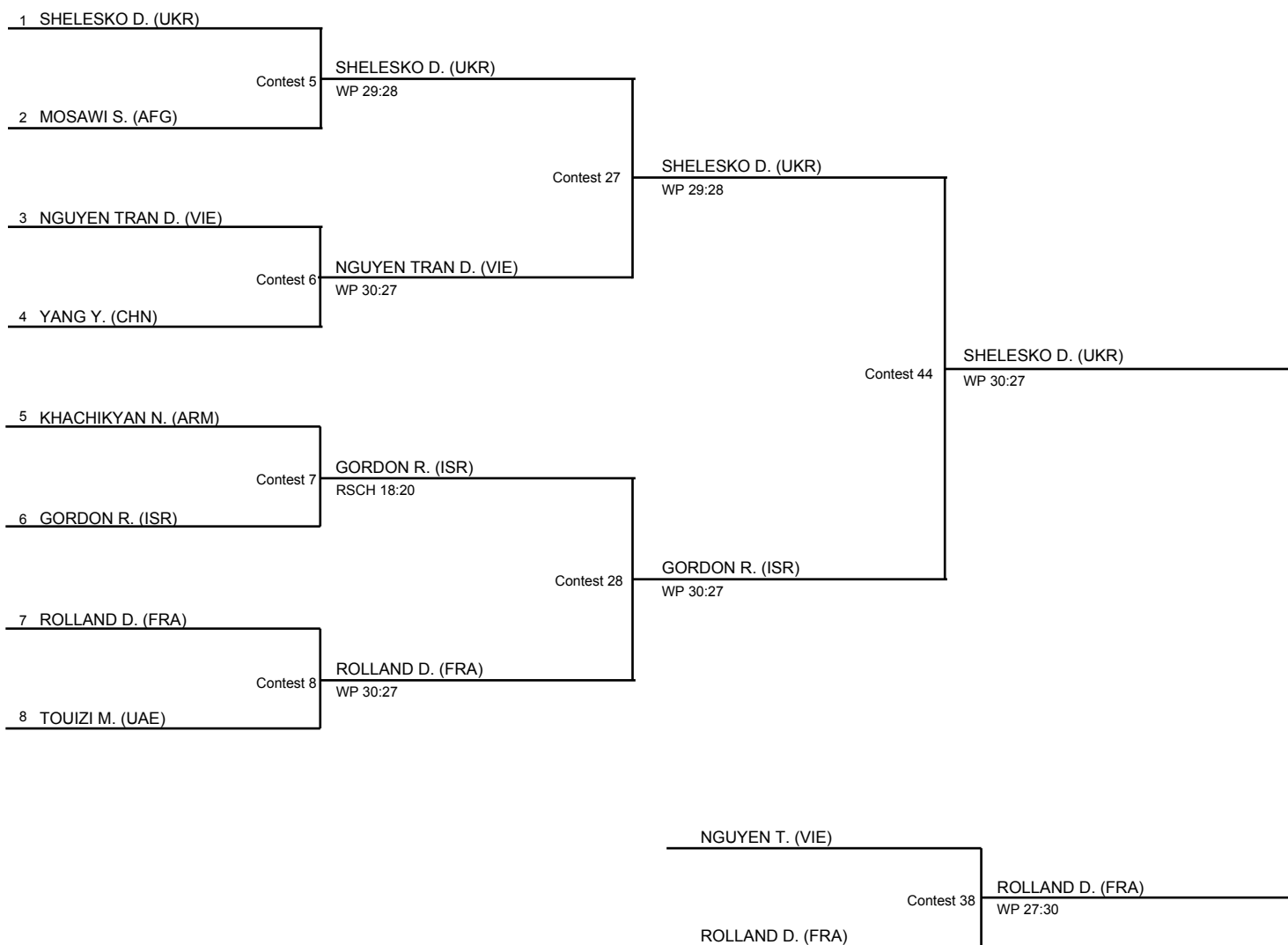
Quarterfinals

Semifinals

Finals

MEDALLISTS

Gold	SHELESKO D. (UKR)
Silver	GORDON R. (ISR)
Bronze	ROLLAND D. (FRA)



**Medallists**

Medal	Name	NOC
GOLD	SHELESKO Dmytro	UKR - UKRAINE
SILVER	GORDON Ruach Hashem Bichayanu	ISR - ISRAEL
BRONZE	ROLLAND Daren Louis Jose	FRA - FRANCE



Results

As of SUN 10 AUG 2025

Bout number #38

NGUYEN TRAN Duy Nhat (VIE)

27:30

ROLLAND Daren Louis Jose (FRA)

Win on Points

RED						BLUE					
NGUYEN TRAN Duy Nhat (VIE)						ROLLAND Daren Louis Jose (FRA)					
Category		Men's -57kg									
Judge 5	Judge 4	Judge 3	Judge 2	Judge 1	Score	Judge 1	Judge 2	Judge 3	Judge 4	Judge 5	
0	0	9	9	9	R1	10	10	10	0	0	
WARNINGS: 0					9 : 10	WARNINGS: 0					
0	0	9	9	9	R2	10	10	10	0	0	
WARNINGS: 0					9 : 10	WARNINGS: 0					
0	0	9	10	9	R3	10	9	10	0	0	
WARNINGS: 0					9 : 10	WARNINGS: 0					
					27:30	WINNER					
			WP								



Results

As of SUN 10 AUG 2025

Bout number #44

SHELESKO Dmytro (UKR)

30:27

GORDON Ruach Hashem Bichayanu (ISR)

Win on Points

RED						BLUE					
SHELESKO Dmytro (UKR)						GORDON Ruach Hashem Bichayanu (ISR)					
Category	Men's -57kg										
Judge 5	Judge 4	Judge 3	Judge 2	Judge 1	Score	Judge 1	Judge 2	Judge 3	Judge 4	Judge 5	
0	0	10	9	10	R1	9	10	9	0	0	
WARNINGS: 0					10 : 9	WARNINGS: 0					
0	0	10	10	10	R2	9	9	9	0	0	
WARNINGS: 0					10 : 9	WARNINGS: 0					
0	0	10	10	10	R3	9	9	9	0	0	
WARNINGS: 0					10 : 9	WARNINGS: 0					
WINNER					30:27						
			WP								



Results

As of SAT 9 AUG 2025

Bout number #27

SHELESKO Dmytro (UKR)

29:28

NGUYEN TRAN Duy Nhat (VIE)

Win on Points

RED						BLUE					
SHELESKO Dmytro (UKR)						NGUYEN TRAN Duy Nhat (VIE)					
Category	Men's -57kg										
Judge 5	Judge 4	Judge 3	Judge 2	Judge 1	Score	Judge 1	Judge 2	Judge 3	Judge 4	Judge 5	
0	0	9	10	9	R1	10	9	10	0	0	
WARNINGS: 0					9 : 10	WARNINGS: 0					
0	0	10	10	10	R2	9	9	9	0	0	
WARNINGS: 0					10 : 9	WARNINGS: 0					
0	0	10	10	10	R3	9	9	9	0	0	
WARNINGS: 0					10 : 9	WARNINGS: 0					
WINNER					29:28						
			WP								



Results

As of SAT 9 AUG 2025

Bout number #28

GORDON Ruach Hashem Bichayanu (ISR)

30:27

ROLLAND Daren Louis Jose (FRA)

Win on Points

RED						BLUE					
GORDON Ruach Hashem Bichayanu (ISR)						ROLLAND Daren Louis Jose (FRA)					
Category		Men's -57kg									
Judge 5	Judge 4	Judge 3	Judge 2	Judge 1	Score	Judge 1	Judge 2	Judge 3	Judge 4	Judge 5	
0	0	10	10	10	R1	9	9	9	0	0	
WARNINGS: 0					10 : 9	WARNINGS: 0					
0	0	10	10	10	R2	9	9	9	0	0	
WARNINGS: 0					10 : 9	WARNINGS: 0					
0	0	10	10	10	R3	9	9	9	0	0	
WARNINGS: 0					10 : 9	WARNINGS: 0					
WINNER					30:27						
			WP								



Results

As of FRI 8 AUG 2025

Bout number #5

SHELESKO Dmytro (UKR)

29:28

MOSAWI Sayed Rohullah (AFG)

Win on Points

RED						BLUE					
SHELESKO Dmytro (UKR)						MOSAWI Sayed Rohullah (AFG)					
Category	Men´s -57kg										
Judge 5	Judge 4	Judge 3	Judge 2	Judge 1	Score	Judge 1	Judge 2	Judge 3	Judge 4	Judge 5	
0	0	10	10	10	R1	9	9	9	0	0	
WARNINGS: 0					10 : 9	WARNINGS: 0					
0	0	10	10	10	R2	9	9	9	0	0	
WARNINGS: 0					10 : 9	WARNINGS: 0					
0	0	10	9	9	R3	10	10	9	0	0	
WARNINGS: 0					9 : 10	WARNINGS: 0					
WINNER					29:28						
			WP								



Results

As of FRI 8 AUG 2025

Bout number #6

NGUYEN TRAN Duy Nhat (VIE)

30:27

YANG Yuxi (CHN)

Win on Points

RED						BLUE					
NGUYEN TRAN Duy Nhat (VIE)						YANG Yuxi (CHN)					
Category	Men´s -57kg										
Judge 5	Judge 4	Judge 3	Judge 2	Judge 1	Score	Judge 1	Judge 2	Judge 3	Judge 4	Judge 5	
0	0	10	10	10	R1	9	9	9	0	0	
WARNINGS: 0					10 : 9	WARNINGS: 0					
0	0	10	10	10	R2	9	9	9	0	0	
WARNINGS: 0					10 : 9	WARNINGS: 0					
0	0	10	10	10	R3	9	9	9	0	0	
WARNINGS: 0					10 : 9	WARNINGS: 0					
WINNER					30:27						
			WP								



Results

As of FRI 8 AUG 2025

Bout number #7

KHACHIKYAN Narek (ARM)

18:20

GORDON Ruach Hashem Bichayanu (ISR)

Referee Stops Contest - Head Strike

RED						BLUE					
KHACHIKYAN Narek (ARM)						GORDON Ruach Hashem Bichayanu (ISR)					
Category	Men's -57kg										
Judge 5	Judge 4	Judge 3	Judge 2	Judge 1	Score	Judge 1	Judge 2	Judge 3	Judge 4	Judge 5	
0	0	9	9	9	R1	10	10	10	0	0	
WARNINGS: 0					9 : 10	WARNINGS: 0					
0	0	9	9	9	R2	10	10	10	0	0	
WARNINGS: 0KnockDown:1					9 : 10	WARNINGS: 0					
					R3						
					:						
					18:20	WINNER					
			RSCH								



Results

As of FRI 8 AUG 2025

Bout number #8

ROLLAND Daren Louis Jose (FRA)

30:27

TOUIZI Mohamed (UAE)

Win on Points

RED						BLUE					
ROLLAND Daren Louis Jose (FRA)						TOUIZI Mohamed (UAE)					
Category		Men´s -57kg									
Judge 5	Judge 4	Judge 3	Judge 2	Judge 1	Score	Judge 1	Judge 2	Judge 3	Judge 4	Judge 5	
0	0	10	10	10	R1	9	9	9	0	0	
WARNINGS: 0					10 : 9	WARNINGS: 0					
0	0	10	10	10	R2	9	9	9	0	0	
WARNINGS: 0					10 : 9	WARNINGS: 0					
0	0	10	10	10	R3	9	9	9	0	0	
WARNINGS: 0					10 : 9	WARNINGS: 0					
WINNER					30:27						
			WP								



MUAYTHAI

Men's -71kg



Entry List by Event

As of THU 7 AUG 2025

NOC	Name	Event	Date of Birth
AIN - AIN	SHAKHTARIN Konstantin	Men's -71kg	09 JUL 2002
CHN - PEOPLE'S REPUBLIC OF CHINA	JI Longteng	Men's -71kg	17 FEB 2002
HUN - HUNGARY	SPETH Norbert Attila	Men's -71kg	30 APR 1995
ISR - ISRAEL	BRANIS Maxim	Men's -71kg	04 FEB 1999
ITA - ITALY	FRANZOSI Gianluca Giorgio	Men's -71kg	04 NOV 2005
KAZ - KAZAKHSTAN	ZAYAKIN Ruslan	Men's -71kg	06 FEB 1999
MAR - MOROCCO	ZAHIDI Abdelali	Men's -71kg	08 JUL 1999
UKR - UKRAINE	YEFIMENKO Oleksandr	Men's -71kg	02 OCT 2001



Brackets

As of SUN 10 AUG 2025

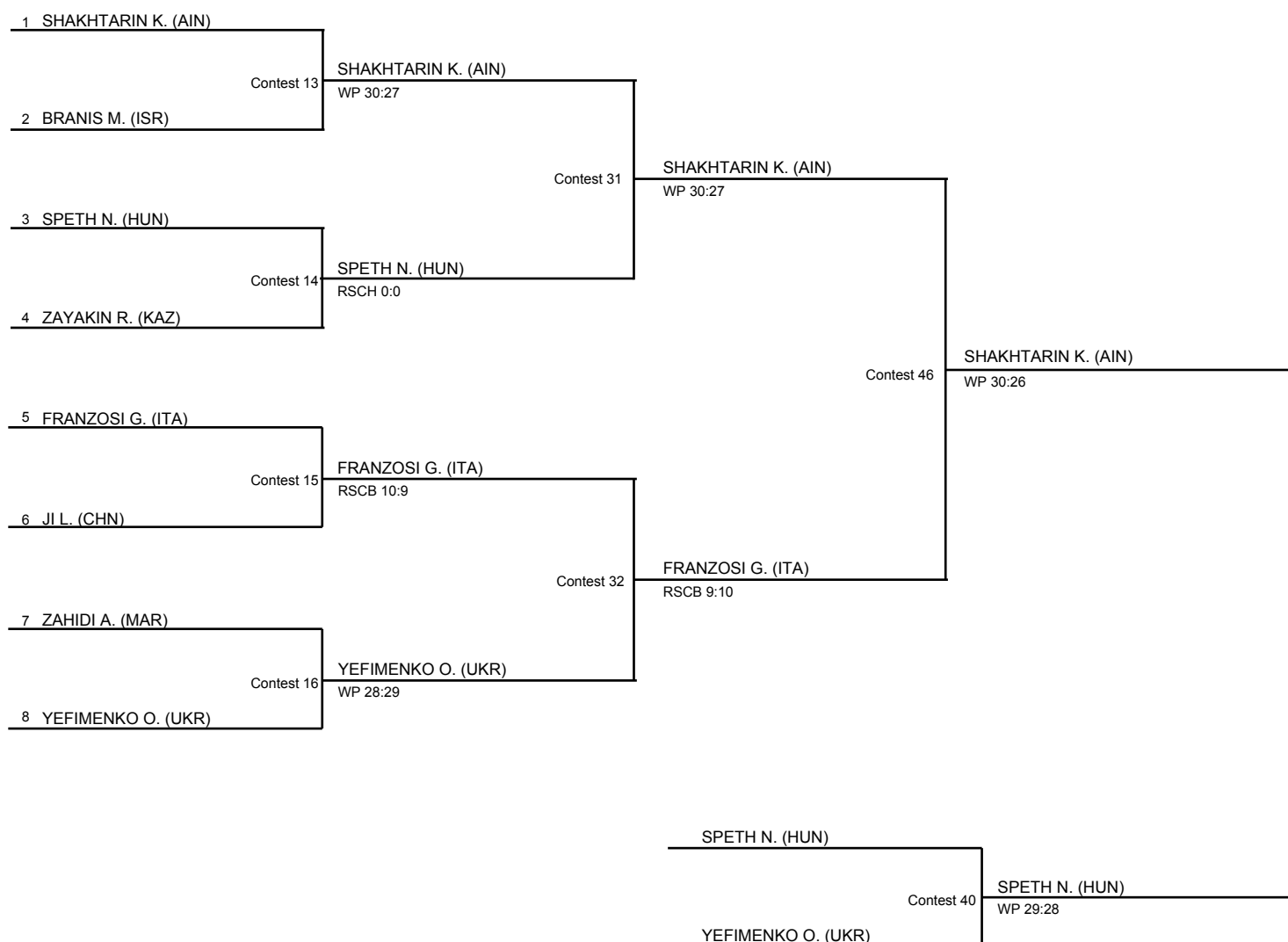
Quarterfinals

Semifinals

Finals

MEDALLISTS

Gold	SHAKHTARIN K. (AIN)
Silver	FRANZOSI G. (ITA)
Bronze	SPETH N. (HUN)





Medallists

Medal	Name	NOC
GOLD	SHAKHTARIN Konstantin	AIN - AIN
SILVER	FRANZOSI Gianluca Giorgio	ITA - ITALY
BRONZE	SPETH Norbert Attila	HUN - HUNGARY



Results

As of SUN 10 AUG 2025

Bout number #40

SPETH Norbert Attila (HUN)

29:28

YEFIMENKO Oleksandr (UKR)

Win on Points

RED						BLUE					
SPETH Norbert Attila (HUN)						YEFIMENKO Oleksandr (UKR)					
Category	Men's -71kg										
Judge 5	Judge 4	Judge 3	Judge 2	Judge 1	Score	Judge 1	Judge 2	Judge 3	Judge 4	Judge 5	
0	0	9	9	9	R1	10	10	10	0	0	
WARNINGS: 0					9 : 10	WARNINGS: 0					
0	0	9	10	10	R2	9	9	10	0	0	
WARNINGS: 0					10 : 9	WARNINGS: 0					
0	0	10	9	10	R3	9	10	9	0	0	
WARNINGS: 0					10 : 9	WARNINGS: 0					
WINNER					29:28						
			WP								



Results

As of SUN 10 AUG 2025

Bout number #46

SHAKHTARIN Konstantin (AIN)

30:26

FRANZOSI Gianluca Giorgio (ITA)

Win on Points

RED						BLUE					
SHAKHTARIN Konstantin (AIN)						FRANZOSI Gianluca Giorgio (ITA)					
Category	Men's -71kg										
Judge 5	Judge 4	Judge 3	Judge 2	Judge 1	Score	Judge 1	Judge 2	Judge 3	Judge 4	Judge 5	
0	0	10	10	10	R1	8	8	8	0	0	
WARNINGS: 0					10 : 8	WARNINGS: 0KnockDown:2					
0	0	10	10	10	R2	9	9	9	0	0	
WARNINGS: 0					10 : 9	WARNINGS: 0KnockDown:2					
0	0	10	10	10	R3	9	9	9	0	0	
WARNINGS: 0					10 : 9	WARNINGS: 0KnockDown:3					
WINNER					30:26						
			WP								



Results

As of SAT 9 AUG 2025

Bout number #31

SHAKHTARIN Konstantin (AIN)

30:27

SPETH Norbert Attila (HUN)

Win on Points

RED						BLUE					
SHAKHTARIN Konstantin (AIN)						SPETH Norbert Attila (HUN)					
Category	Men´s -71kg										
Judge 5	Judge 4	Judge 3	Judge 2	Judge 1	Score	Judge 1	Judge 2	Judge 3	Judge 4	Judge 5	
0	0	10	10	10	R1	9	9	9	0	0	
WARNINGS: 0					10 : 9	WARNINGS: 0					
0	0	10	10	10	R2	9	9	9	0	0	
WARNINGS: 0					10 : 9	WARNINGS: 0					
0	0	10	10	10	R3	9	9	9	0	0	
WARNINGS: 0					10 : 9	WARNINGS: 0					
WINNER					30:27						
			WP								



Results

As of SAT 9 AUG 2025

Bout number #32

FRANZOSI Gianluca Giorgio (ITA)

9:10

YEFIMENKO Oleksandr (UKR)

Referee Stops Contest - Body Strike

RED						BLUE					
FRANZOSI Gianluca Giorgio (ITA)						YEFIMENKO Oleksandr (UKR)					
Category	Men's -71kg										
Judge 5	Judge 4	Judge 3	Judge 2	Judge 1	Score	Judge 1	Judge 2	Judge 3	Judge 4	Judge 5	
0	0	10	9	9	R1	10	10	9	0	0	
WARNINGS: 0					9 : 10	WARNINGS: 0KnockDown:1					
					R2						
					:						
					R3						
					:						
WINNER					9:10						
			RSCB								



Results

As of FRI 8 AUG 2025

Bout number #13

SHAKHTARIN Konstantin (AIN)

30:27

BRANIS Maxim (ISR)

Win on Points

RED						BLUE					
SHAKHTARIN Konstantin (AIN)						BRANIS Maxim (ISR)					
Category	Men´s -71kg										
Judge 5	Judge 4	Judge 3	Judge 2	Judge 1	Score	Judge 1	Judge 2	Judge 3	Judge 4	Judge 5	
0	0	10	10	10	R1	9	9	9	0	0	
WARNINGS: 0					10 : 9	WARNINGS: 0					
0	0	10	10	10	R2	9	9	9	0	0	
WARNINGS: 0					10 : 9	WARNINGS: 0					
0	0	10	9	10	R3	9	10	9	0	0	
WARNINGS: 0					10 : 9	WARNINGS: 0					
WINNER					30:27						
			WP								



Results

As of FRI 8 AUG 2025

Bout number #14

SPETH Norbert Attila (HUN)

0:0

ZAYAKIN Ruslan (KAZ)

Referee Stops Contest - Head Strike

RED						BLUE					
SPETH Norbert Attila (HUN)						ZAYAKIN Ruslan (KAZ)					
Category	Men´s -71kg										
Judge 5	Judge 4	Judge 3	Judge 2	Judge 1	Score	Judge 1	Judge 2	Judge 3	Judge 4	Judge 5	
					R1						
					:						
					R2						
					:						
					R3						
					:						
WINNER					0:0						
			RSCH								



Results

As of FRI 8 AUG 2025

Bout number #15

FRANZOSI Gianluca Giorgio (ITA)

10:9

Jl Longteng (CHN)

Referee Stops Contest - Body Strike

RED						BLUE					
FRANZOSI Gianluca Giorgio (ITA)						JI Longteng (CHN)					
Category	Men's -71kg										
Judge 5	Judge 4	Judge 3	Judge 2	Judge 1	Score	Judge 1	Judge 2	Judge 3	Judge 4	Judge 5	
0	0	10	10	10	R1	8	9	9	0	0	
WARNINGS: 0					10 : 9	WARNINGS: 0KnockDown:2					
					R2						
					:						
					R3						
					:						
WINNER					10:9						
			RSCB								



Results

As of FRI 8 AUG 2025

Bout number #16

ZAHIDI Abdelali (MAR)

28:29

YEFIMENKO Oleksandr (UKR)

Win on Points

RED						BLUE					
ZAHIDI Abdelali (MAR)						YEFIMENKO Oleksandr (UKR)					
Category	Men's -71kg										
Judge 5	Judge 4	Judge 3	Judge 2	Judge 1	Score	Judge 1	Judge 2	Judge 3	Judge 4	Judge 5	
0	0	9	9	10	R1	9	10	10	0	0	
WARNINGS: 0					9 : 10	WARNINGS: 0					
0	0	9	9	9	R2	10	10	10	0	0	
WARNINGS: 0					9 : 10	WARNINGS: 0					
0	0	10	10	10	R3	9	9	9	0	0	
WARNINGS: 0					10 : 9	WARNINGS: 0					
					28:29	WINNER					
			WP								



TWG
2025
CHENGDU



MUAYTHAI

Men's -86kg



Entry List by Event

As of THU 7 AUG 2025

NOC	Name	Event	Date of Birth
CHN - PEOPLE'S REPUBLIC OF CHINA	ZHANG Chengcheng	Men's -86kg	02 AUG 2000
CRO - CROATIA	KOSAR Vito	Men's -86kg	12 FEB 2001
MDA - MOLDOVA, REPUBLIC OF	LIVADARI Artiom	Men's -86kg	06 DEC 2001
MEX - MEXICO	HERNANDEZ TOTOMOL Juan Antonio	Men's -86kg	25 AUG 1998
RSA - SOUTH AFRICA	COLLINS Damian Michael	Men's -86kg	13 SEP 1988
SWE - SWEDEN	LILLIECRONA Andreas Gustaf Magnus	Men's -86kg	27 MAI 1998
USA - UNITED STATES OF AMERICA	ORTIZ Aaron L	Men's -86kg	02 OCT 1998
UZB - UZBEKISTAN	PULATOV Khumoyun	Men's -86kg	15 JUL 2003



Brackets

As of SUN 10 AUG 2025

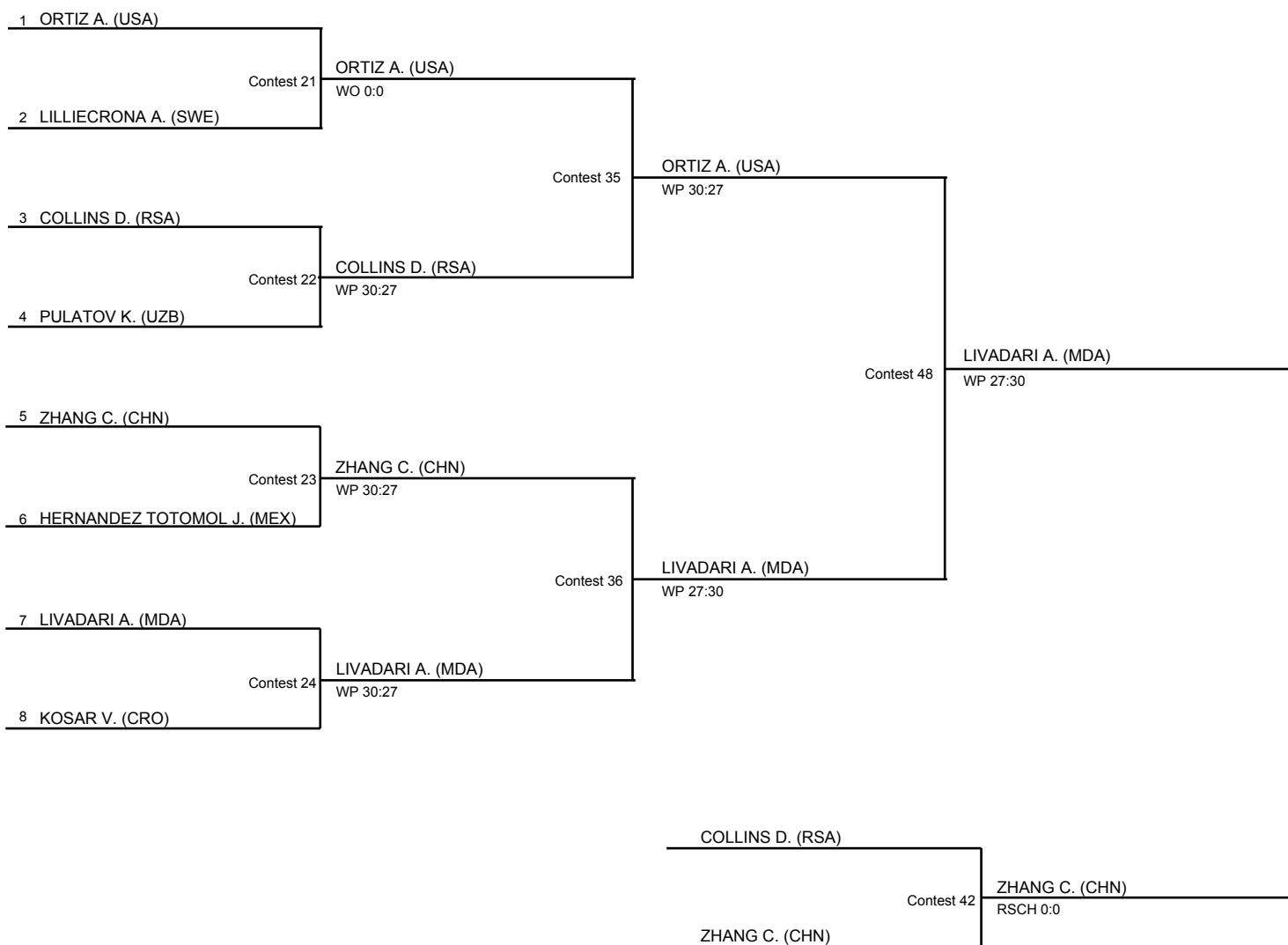
Quarterfinals

Semifinals

Finals

MEDALLISTS

Gold	LIVADARI A. (MDA)
Silver	ORTIZ A. (USA)
Bronze	ZHANG C. (CHN)





Medallists

Medal	Name	NOC
GOLD	LIVADARI Artiom	MDA - MOLDOVA, REPUBLIC OF
SILVER	ORTIZ Aaron L	USA - UNITED STATES OF AMERICA
BRONZE	ZHANG Chengcheng	CHN - PEOPLE'S REPUBLIC OF CHINA



Results

As of SUN 10 AUG 2025

Bout number #42

COLLINS Damian Michael (RSA)

0:0

ZHANG Chengcheng (CHN)

Referee Stops Contest - Head Strike

RED						BLUE					
COLLINS Damian Michael (RSA)						ZHANG Chengcheng (CHN)					
Category		Men’s -86kg									
Judge 5	Judge 4	Judge 3	Judge 2	Judge 1	Score	Judge 1	Judge 2	Judge 3	Judge 4	Judge 5	
					R1						
					:						
					R2						
					:						
					R3						
					:						
					0:0	WINNER					
			RSCH								



Results

As of SUN 10 AUG 2025

Bout number #48

ORTIZ Aaron L (USA)

27:30

LIVADARI Artiom (MDA)

Win on Points

RED						BLUE					
ORTIZ Aaron L (USA)						LIVADARI Artiom (MDA)					
Category	Men's -86kg										
Judge 5	Judge 4	Judge 3	Judge 2	Judge 1	Score	Judge 1	Judge 2	Judge 3	Judge 4	Judge 5	
0	0	10	9	9	R1	10	10	9	0	0	
WARNINGS: 0					9 : 10	WARNINGS: 0					
0	0	9	9	9	R2	10	10	10	0	0	
WARNINGS: 0					9 : 10	WARNINGS: 0					
0	0	9	9	9	R3	10	10	10	0	0	
WARNINGS: 0KnockDown:1					9 : 10	WARNINGS: 0					
					27:30	WINNER					
			WP								



Results

As of SAT 9 AUG 2025

Bout number #35

ORTIZ Aaron L (USA)

30:27

COLLINS Damian Michael (RSA)

Win on Points

RED						BLUE					
ORTIZ Aaron L (USA)						COLLINS Damian Michael (RSA)					
Category	Men's -86kg										
Judge 5	Judge 4	Judge 3	Judge 2	Judge 1	Score	Judge 1	Judge 2	Judge 3	Judge 4	Judge 5	
0	0	10	10	10	R1	9	9	9	0	0	
WARNINGS: 0					10 : 9	WARNINGS: 0					
0	0	10	10	10	R2	9	9	9	0	0	
WARNINGS: 0					10 : 9	WARNINGS: 0					
0	0	10	10	10	R3	9	9	9	0	0	
WARNINGS: 0					10 : 9	WARNINGS: 0					
WINNER					30:27						
			WP								



Results

As of SAT 9 AUG 2025

Bout number #36

ZHANG Chengcheng (CHN)

27:30

LIVADARI Artiom (MDA)

Win on Points

RED						BLUE					
ZHANG Chengcheng (CHN)						LIVADARI Artiom (MDA)					
Category	Men's -86kg										
Judge 5	Judge 4	Judge 3	Judge 2	Judge 1	Score	Judge 1	Judge 2	Judge 3	Judge 4	Judge 5	
0	0	9	9	9	R1	10	10	10	0	0	
WARNINGS: 0					9 : 10	WARNINGS: 0					
0	0	9	10	9	R2	10	9	10	0	0	
WARNINGS: 0					9 : 10	WARNINGS: 0					
0	0	9	9	9	R3	10	10	10	0	0	
WARNINGS: 0					9 : 10	WARNINGS: 0					
					27:30	WINNER					
			WP								



Results

As of FRI 8 AUG 2025

Bout number #21

ORTIZ Aaron L (USA)

0:0

LILLIECRONA Andreas Gustaf Magnus (SWE)

Walkover

RED						BLUE					
ORTIZ Aaron L (USA)						LILLIECRONA Andreas Gustaf Magnus (SWE)					
Category	Men´s -86kg										
Judge 5	Judge 4	Judge 3	Judge 2	Judge 1	Score	Judge 1	Judge 2	Judge 3	Judge 4	Judge 5	
					R1						
					:						
					R2						
					:						
					R3						
					:						
WINNER					0:0						
			WO								



Results

As of FRI 8 AUG 2025

Bout number #22

COLLINS Damian Michael (RSA)

30:27

PULATOV Khumoyun (UZB)

Win on Points

RED						BLUE					
COLLINS Damian Michael (RSA)						PULATOV Khumoyun (UZB)					
Category	Men´s -86kg										
Judge 5	Judge 4	Judge 3	Judge 2	Judge 1	Score	Judge 1	Judge 2	Judge 3	Judge 4	Judge 5	
0	0	10	10	10	R1	9	9	9	0	0	
WARNINGS: 0					10 : 9	WARNINGS: 0					
0	0	10	10	10	R2	9	9	9	0	0	
WARNINGS: 0					10 : 9	WARNINGS: 0					
0	0	10	10	10	R3	9	8	9	0	0	
WARNINGS: 0					10 : 9	WARNINGS: 0KnockDown:2					
WINNER					30:27						
			WP								



Results

As of FRI 8 AUG 2025

Bout number #23

ZHANG Chengcheng (CHN)

30:27

HERNANDEZ TOTOMOL Juan Antonio (MEX)

Win on Points

RED						BLUE					
ZHANG Chengcheng (CHN)						HERNANDEZ TOTOMOL Juan Antonio (MEX)					
Category	Men´s -86kg										
Judge 5	Judge 4	Judge 3	Judge 2	Judge 1	Score	Judge 1	Judge 2	Judge 3	Judge 4	Judge 5	
0	0	9	10	10	R1	9	9	10	0	0	
WARNINGS: 0					10 : 9	WARNINGS: 0					
0	0	10	10	10	R2	9	9	9	0	0	
WARNINGS: 0					10 : 9	WARNINGS: 0					
0	0	10	10	10	R3	9	9	9	0	0	
WARNINGS: 0					10 : 9	WARNINGS: 0					
WINNER					30:27						
			WP								



Results

As of FRI 8 AUG 2025

Bout number #24

LIVADARI Artiom (MDA)

30:27

KOSAR Vito (CRO)

Win on Points

RED						BLUE					
LIVADARI Artiom (MDA)						KOSAR Vito (CRO)					
Category	Men´s -86kg										
Judge 5	Judge 4	Judge 3	Judge 2	Judge 1	Score	Judge 1	Judge 2	Judge 3	Judge 4	Judge 5	
0	0	10	10	10	R1	9	9	9	0	0	
WARNINGS: 0					10 : 9	WARNINGS: 0					
0	0	10	10	10	R2	9	9	9	0	0	
WARNINGS: 0					10 : 9	WARNINGS: 0					
0	0	10	10	10	R3	9	9	9	0	0	
WARNINGS: 0					10 : 9	WARNINGS: 0					
WINNER					30:27						
			WP								



TWG
2025
CHENGDU



MUAYTHAI

Women's -48kg



Entry List by Event

As of THU 7 AUG 2025

NOC	Name	Event	Date of Birth
CHN - PEOPLE'S REPUBLIC OF CHINA	LIU Xiaohui	Women's -48kg	29 JUN 2005
FIN - FINLAND	PENOL Jovena Marie Berdan	Women's -48kg	13 SEP 2001
MAR - MOROCCO	BELOUARRAT Oumaima	Women's -48kg	02 SEP 1999
PHI - PHILIPPINES	ABUBAKAR Rudzma	Women's -48kg	24 SEP 2000
SGP - SINGAPORE	GWA WEI YING Cheryl	Women's -48kg	05 AUG 1990
THA - THAILAND	AONOK Miss Kullanat	Women's -48kg	17 APR 2004
TUR - TURKIYE	ORUC Sibel	Women's -48kg	01 MAR 2005
UKR - UKRAINE	MYKHAILENKO Anastasiia	Women's -48kg	14 JAN 1996



Brackets

As of SUN 10 AUG 2025

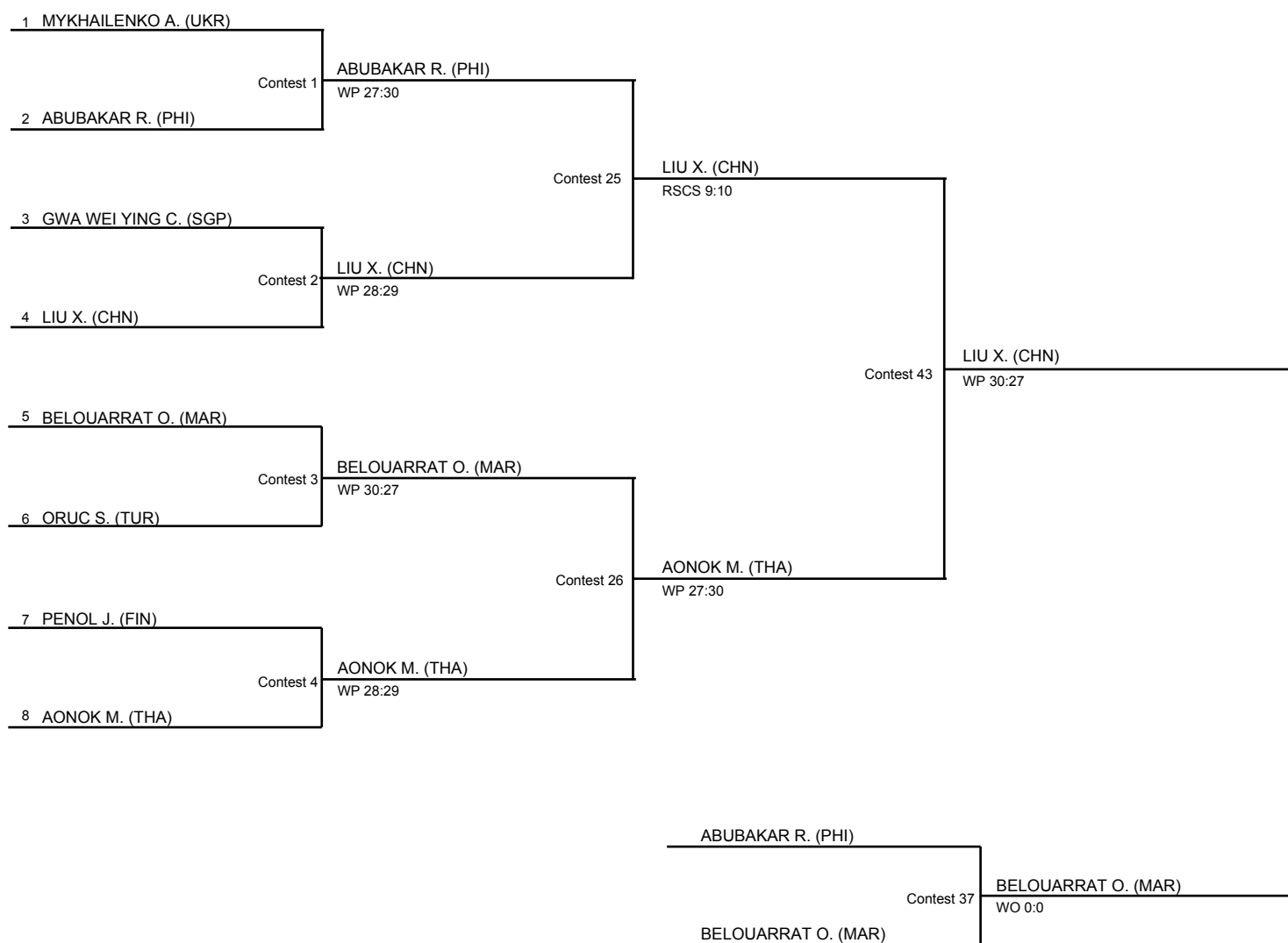
Quarterfinals

Semifinals

Finals

MEDALLISTS

Gold	LIU X. (CHN)
Silver	AONOK M. (THA)
Bronze	BELOUARRAT O. (MAR)





Medallists

Medal	Name	NOC
GOLD	LIU Xiaohui	CHN - PEOPLE'S REPUBLIC OF CHINA
SILVER	AONOK Miss Kullanat	THA - THAILAND
BRONZE	BELOUARRAT Oumaima	MAR - MOROCCO



Results

As of SUN 10 AUG 2025

Bout number #37

ABUBAKAR Rudzma (PHI)

0:0

BELOUARRAT Oumaima (MAR)

Walkover

RED						BLUE					
ABUBAKAR Rudzma (PHI)						BELOUARRAT Oumaima (MAR)					
Category		Women´s -48kg									
Judge 5	Judge 4	Judge 3	Judge 2	Judge 1	Score	Judge 1	Judge 2	Judge 3	Judge 4	Judge 5	
					R1						
					:						
					R2						
					:						
					R3						
					:						
					0:0	WINNER					
			WO								



Results

As of SUN 10 AUG 2025

Bout number #43

LIU Xiaohui (CHN)

30:27

AONOK Miss Kullanat (THA)

Win on Points

RED						BLUE					
LIU Xiaohui (CHN)						AONOK Miss Kullanat (THA)					
Category	Women´s -48kg										
Judge 5	Judge 4	Judge 3	Judge 2	Judge 1	Score	Judge 1	Judge 2	Judge 3	Judge 4	Judge 5	
0	0	10	10	10	R1	9	9	9	0	0	
WARNINGS: 0					10 : 9	WARNINGS: 0					
0	0	10	10	10	R2	9	9	9	0	0	
WARNINGS: 0					10 : 9	WARNINGS: 0					
0	0	10	10	10	R3	9	9	9	0	0	
WARNINGS: 0					10 : 9	WARNINGS: 0					
WINNER					30:27						
			WP								



Results

As of SAT 9 AUG 2025

Bout number #25

ABUBAKAR Rudzma (PHI)

9:10

LIU Xiaohui (CHN)

Referee Stops Contest - Safety

RED						BLUE					
ABUBAKAR Rudzma (PHI)						LIU Xiaohui (CHN)					
Category	Women´s -48kg										
Judge 5	Judge 4	Judge 3	Judge 2	Judge 1	Score	Judge 1	Judge 2	Judge 3	Judge 4	Judge 5	
0	0	9	9	9	R1	10	10	10	0	0	
WARNINGS: 0KnockDown:1					9 : 10	WARNINGS: 0					
					R2						
					:						
					R3						
					:						
					9:10	WINNER					
			RSCS								



Results

As of SAT 9 AUG 2025

Bout number #26

BELOUARRAT Oumaima (MAR)

27:30

AONOK Miss Kullanat (THA)

Win on Points

RED						BLUE					
BELOUARRAT Oumaima (MAR)						AONOK Miss Kullanat (THA)					
Category	Women´s -48kg										
Judge 5	Judge 4	Judge 3	Judge 2	Judge 1	Score	Judge 1	Judge 2	Judge 3	Judge 4	Judge 5	
0	0	9	9	9	R1	10	10	10	0	0	
WARNINGS: 0					9 : 10	WARNINGS: 0					
0	0	9	9	9	R2	10	10	10	0	0	
WARNINGS: 0					9 : 10	WARNINGS: 0					
0	0	9	9	9	R3	10	10	10	0	0	
WARNINGS: 0					9 : 10	WARNINGS: 0					
					27:30	WINNER					
			WP								



Results

As of FRI 8 AUG 2025

Bout number #1

MYKHAILENKO Anastasiia (UKR)

27:30

ABUBAKAR Rudzma (PHI)

Win on Points

RED						BLUE					
MYKHAILENKO Anastasiia (UKR)						ABUBAKAR Rudzma (PHI)					
Category	Women´s -48kg										
Judge 5	Judge 4	Judge 3	Judge 2	Judge 1	Score	Judge 1	Judge 2	Judge 3	Judge 4	Judge 5	
0	0	10	9	9	R1	10	10	9	0	0	
WARNINGS: 0KnockDown:1					9 : 10	WARNINGS: 0					
0	0	9	9	9	R2	10	10	10	0	0	
WARNINGS: 0KnockDown:1					9 : 10	WARNINGS: 0					
0	0	9	9	9	R3	10	10	10	0	0	
WARNINGS: 0KnockDown:1					9 : 10	WARNINGS: 0					
					27:30	WINNER					
			WP								



Results

As of FRI 8 AUG 2025

Bout number #2

GWA WEI YING Cheryl (SGP)

28:29

LIU Xiaohui (CHN)

Win on Points

RED						BLUE					
GWA WEI YING Cheryl (SGP)						LIU Xiaohui (CHN)					
Category	Women´s -48kg										
Judge 5	Judge 4	Judge 3	Judge 2	Judge 1	Score	Judge 1	Judge 2	Judge 3	Judge 4	Judge 5	
0	0	9	9	9	R1	10	10	10	0	0	
WARNINGS: 0					9 : 10	WARNINGS: 0					
0	0	9	9	9	R2	10	10	10	0	0	
WARNINGS: 0					9 : 10	WARNINGS: 0					
0	0	10	10	10	R3	9	9	9	0	0	
WARNINGS: 0					10 : 9	WARNINGS: 0					
					28:29	WINNER					
			WP								



Results

As of FRI 8 AUG 2025

Bout number #3

BELOUARRAT Oumaima (MAR)

30:27

ORUC Sibel (TUR)

Win on Points

RED						BLUE					
BELOUARRAT Oumaima (MAR)						ORUC Sibel (TUR)					
Category	Women´s -48kg										
Judge 5	Judge 4	Judge 3	Judge 2	Judge 1	Score	Judge 1	Judge 2	Judge 3	Judge 4	Judge 5	
0	0	10	10	10	R1	9	9	9	0	0	
WARNINGS: 0					10 : 9	WARNINGS: 0					
0	0	10	10	10	R2	9	9	9	0	0	
WARNINGS: 0					10 : 9	WARNINGS: 0KnockDown:1					
0	0	10	10	10	R3	9	9	9	0	0	
WARNINGS: 0					10 : 9	WARNINGS: 0KnockDown:1					
WINNER					30:27						
			WP								



Results

As of FRI 8 AUG 2025

Bout number #4

PENOL Jovena Marie Berdan (FIN)

28:29

AONOK Miss Kullanat (THA)

Win on Points

RED						BLUE					
PENOL Jovena Marie Berdan (FIN)						AONOK Miss Kullanat (THA)					
Category		Women´s -48kg									
Judge 5	Judge 4	Judge 3	Judge 2	Judge 1	Score	Judge 1	Judge 2	Judge 3	Judge 4	Judge 5	
0	0	10	9	10	R1	9	10	9	0	0	
WARNINGS: 0					10 : 9	WARNINGS: 0					
0	0	10	9	9	R2	10	10	9	0	0	
WARNINGS: 0					9 : 10	WARNINGS: 0					
0	0	9	9	9	R3	10	10	10	0	0	
WARNINGS: 0					9 : 10	WARNINGS: 0					
					28:29	WINNER					
			WP								



TWG
2025
CHENGDU



MUAYTHAI

Women's -54kg



Entry List by Event

As of THU 7 AUG 2025

NOC	Name	Event	Date of Birth
AIN - AIN	SAFEEVA Anna	Women's -54kg	24 FEB 1988
BEL - BELGIUM	DEPYPERE Axana Petra M	Women's -54kg	16 JUN 2004
CHN - PEOPLE'S REPUBLIC OF CHINA	KUANG Fei	Women's -54kg	24 AUG 1996
HUN - HUNGARY	SZEKELY Anna	Women's -54kg	29 MAR 2003
MEX - MEXICO	BURGOS LOPEZ Laura Fernanda	Women's -54kg	30 DEC 1989
POL - POLAND	KIERCZYNSKA Martyna	Women's -54kg	09 APR 2002
SVK - SLOVAKIA	CHOCHLIKOVA Monika	Women's -54kg	13 JAN 1996
USA - UNITED STATES OF AMERICA	WASHAM Megan Mackenzie	Women's -54kg	04 JAN 1995



Brackets

As of SUN 10 AUG 2025

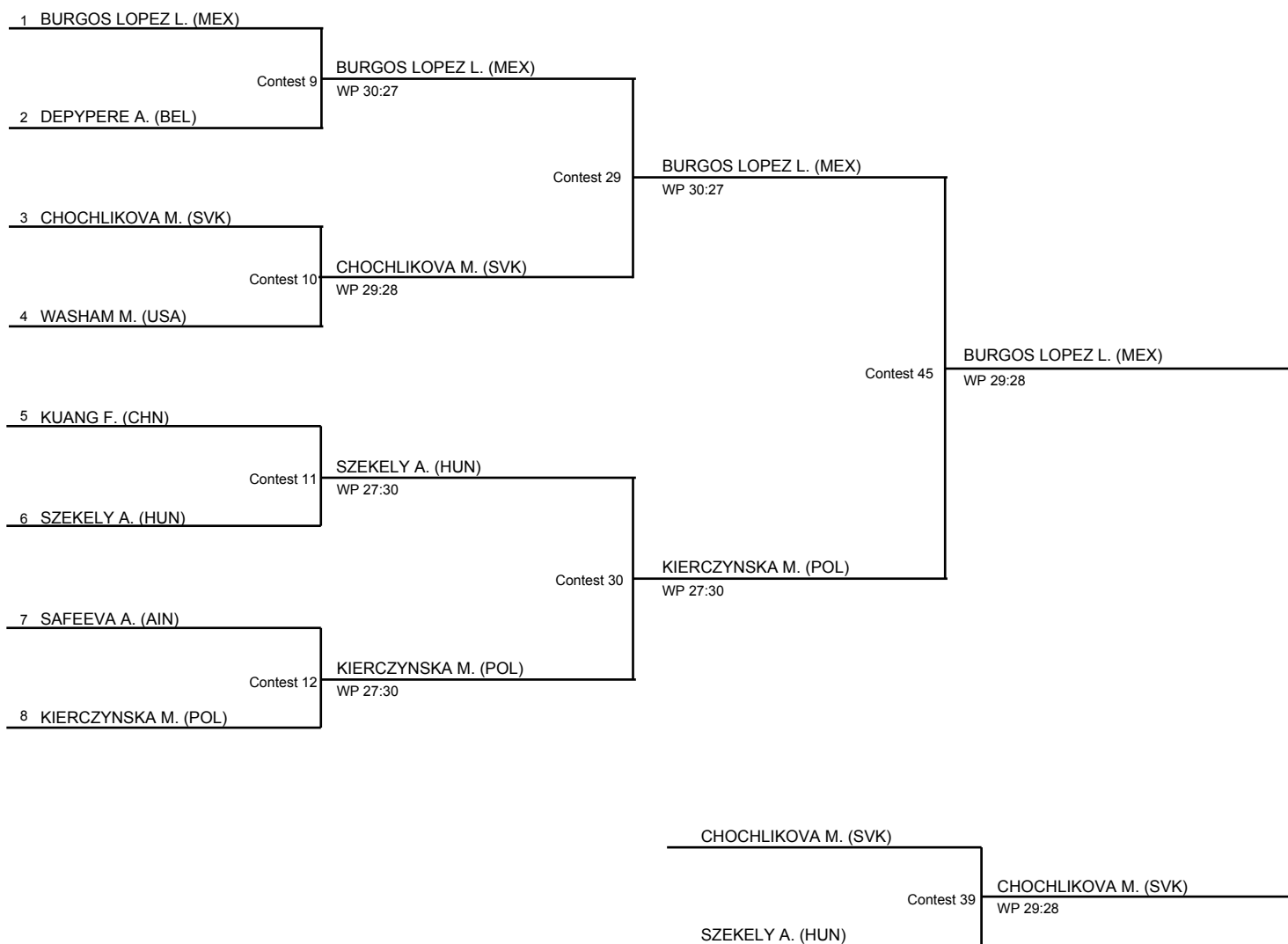
Quarterfinals

Semifinals

Finals

MEDALLISTS

Gold	BURGOS LOPEZ L. (MEX)
Silver	KIERCZYNSKA M. (POL)
Bronze	CHOCHLIKOVA M. (SVK)





Medallists

Medal	Name	NOC
GOLD	BURGOS LOPEZ Laura Fernanda	MEX - MEXICO
SILVER	KIERCZYNSKA Martyna	POL - POLAND
BRONZE	CHOCHLIKOVA Monika	SVK - SLOVAKIA



Results

As of SUN 10 AUG 2025

Bout number #39

CHOCHLIKOVA Monika (SVK)

29:28

SZEKELY Anna (HUN)

Win on Points

RED						BLUE					
CHOCHLIKOVA Monika (SVK)						SZEKELY Anna (HUN)					
Category		Women´s -54kg									
Judge 5	Judge 4	Judge 3	Judge 2	Judge 1	Score	Judge 1	Judge 2	Judge 3	Judge 4	Judge 5	
0	0	10	10	10	R1	9	9	9	0	0	
WARNINGS: 0					10 : 9	WARNINGS: 0					
0	0	9	9	10	R2	9	10	10	0	0	
WARNINGS: 0					9 : 10	WARNINGS: 0					
0	0	10	10	10	R3	9	9	9	0	0	
WARNINGS: 0					10 : 9	WARNINGS: 0					
WINNER					29:28						
			WP								



Results

As of SUN 10 AUG 2025

Bout number #45

BURGOS LOPEZ Laura Fernanda (MEX)

29:28

KIERCZYNSKA Martyna (POL)

Win on Points

RED						BLUE					
BURGOS LOPEZ Laura Fernanda (MEX)						KIERCZYNSKA Martyna (POL)					
Category		Women´s -54kg									
Judge 5	Judge 4	Judge 3	Judge 2	Judge 1	Score	Judge 1	Judge 2	Judge 3	Judge 4	Judge 5	
0	0	9	9	10	R1	9	10	10	0	0	
WARNINGS: 0					9 : 10	WARNINGS: 0					
0	0	10	9	10	R2	9	10	9	0	0	
WARNINGS: 0					10 : 9	WARNINGS: 0					
0	0	10	10	10	R3	9	9	9	0	0	
WARNINGS: 0					10 : 9	WARNINGS: 0					
WINNER					29:28						
			WP								



Results

As of SAT 9 AUG 2025

Bout number #29

BURGOS LOPEZ Laura Fernanda (MEX)

30:27

CHOCHLIKOVA Monika (SVK)

Win on Points

RED						BLUE					
BURGOS LOPEZ Laura Fernanda (MEX)						CHOCHLIKOVA Monika (SVK)					
Category		Women´s -54kg									
Judge 5	Judge 4	Judge 3	Judge 2	Judge 1	Score	Judge 1	Judge 2	Judge 3	Judge 4	Judge 5	
0	0	10	10	10	R1	9	9	9	0	0	
WARNINGS: 0					10 : 9	WARNINGS: 0					
0	0	10	10	10	R2	8	9	9	0	0	
WARNINGS: 0					10 : 9	WARNINGS: 0KnockDown:1					
0	0	10	10	10	R3	9	9	9	0	0	
WARNINGS: 0					10 : 9	WARNINGS: 0KnockDown:1					
WINNER					30:27						
			WP								



Results

As of SAT 9 AUG 2025

Bout number #30

SZEKELY Anna (HUN)

27:30

KIERCZYNSKA Martyna (POL)

Win on Points

RED						BLUE					
SZEKELY Anna (HUN)						KIERCZYNSKA Martyna (POL)					
Category		Women´s -54kg									
Judge 5	Judge 4	Judge 3	Judge 2	Judge 1	Score	Judge 1	Judge 2	Judge 3	Judge 4	Judge 5	
0	0	8	9	9	R1	10	10	10	0	0	
WARNINGS: 0					9 : 10	WARNINGS: 0					
0	0	9	9	9	R2	10	10	10	0	0	
WARNINGS: 0					9 : 10	WARNINGS: 0					
0	0	9	9	9	R3	10	10	10	0	0	
WARNINGS: 0					9 : 10	WARNINGS: 0					
					27:30	WINNER					
			WP								



Results

As of FRI 8 AUG 2025

Bout number #9

BURGOS LOPEZ Laura Fernanda (MEX)

30:27

DEPYPERE Axana Petra M (BEL)

Win on Points

RED						BLUE					
BURGOS LOPEZ Laura Fernanda (MEX)						DEPYPERE Axana Petra M (BEL)					
Category	Women´s -54kg										
Judge 5	Judge 4	Judge 3	Judge 2	Judge 1	Score	Judge 1	Judge 2	Judge 3	Judge 4	Judge 5	
0	0	10	10	10	R1	9	9	9	0	0	
WARNINGS: 0					10 : 9	WARNINGS: 0					
0	0	10	10	10	R2	9	9	9	0	0	
WARNINGS: 0					10 : 9	WARNINGS: 0					
0	0	10	10	10	R3	9	9	9	0	0	
WARNINGS: 0					10 : 9	WARNINGS: 0KnockDown:1					
WINNER					30:27						
			WP								



Results

As of FRI 8 AUG 2025

Bout number #10

CHOCHLIKOVA Monika (SVK)

29:28

WASHAM Megan Mackenzie (USA)

Win on Points

RED						BLUE					
CHOCHLIKOVA Monika (SVK)						WASHAM Megan Mackenzie (USA)					
Category		Women´s -54kg									
Judge 5	Judge 4	Judge 3	Judge 2	Judge 1	Score	Judge 1	Judge 2	Judge 3	Judge 4	Judge 5	
0	0	10	10	10	R1	9	9	9	0	0	
WARNINGS: 0					10 : 9	WARNINGS: 0					
0	0	10	10	10	R2	9	9	9	0	0	
WARNINGS: 0					10 : 9	WARNINGS: 0					
0	0	9	9	10	R3	9	10	10	0	0	
WARNINGS: 0					9 : 10	WARNINGS: 0					
WINNER					29:28						
			WP								



Results

As of FRI 8 AUG 2025

Bout number #11

KUANG Fei (CHN)

27:30

SZEKELY Anna (HUN)

Win on Points

RED						BLUE					
KUANG Fei (CHN)						SZEKELY Anna (HUN)					
Category	Women´s -54kg										
Judge 5	Judge 4	Judge 3	Judge 2	Judge 1	Score	Judge 1	Judge 2	Judge 3	Judge 4	Judge 5	
0	0	9	9	9	R1	10	10	10	0	0	
WARNINGS: 0					9 : 10	WARNINGS: 0					
0	0	9	9	9	R2	10	10	10	0	0	
WARNINGS: 0KnockDown:1					9 : 10	WARNINGS: 0					
0	0	9	9	9	R3	10	10	10	0	0	
WARNINGS: 0KnockDown:1					9 : 10	WARNINGS: 0					
					27:30	WINNER					
			WP								



Results

As of FRI 8 AUG 2025

Bout number #12

SAFEEVA Anna (AIN)

27:30

KIERCZYNSKA Martyna (POL)

Win on Points

RED						BLUE					
SAFEEVA Anna (AIN)						KIERCZYNSKA Martyna (POL)					
Category	Women´s -54kg										
Judge 5	Judge 4	Judge 3	Judge 2	Judge 1	Score	Judge 1	Judge 2	Judge 3	Judge 4	Judge 5	
0	0	9	9	9	R1	10	10	10	0	0	
WARNINGS: 0					9 : 10	WARNINGS: 0					
0	0	9	9	9	R2	10	10	10	0	0	
WARNINGS: 0					9 : 10	WARNINGS: 0					
0	0	9	9	9	R3	10	10	10	0	0	
WARNINGS: 0					9 : 10	WARNINGS: 0					
					27:30	WINNER					
			WP								



TWG
2025
CHENGDU



MUAYTHAI

Women's -60kg



Entry List by Event

As of THU 7 AUG 2025

NOC	Name	Event	Date of Birth
AIN - AIN	BESPALOVA Marina	Women's -60kg	23 MAI 1999
CHN - PEOPLE'S REPUBLIC OF CHINA	HAN Xin	Women's -60kg	02 SEP 1994
EST - ESTONIA	GRENTS Astrid Johanna	Women's -60kg	14 MAI 1998
HUN - HUNGARY	NARDELOTTI Sandorfi Ajsa Adel	Women's -60kg	28 MAR 2001
POL - POLAND	PLACHTA Adriana Karolina	Women's -60kg	05 JAN 1999
SWE - SWEDEN	ATES Ewin Anna	Women's -60kg	24 JAN 1991
THA - THAILAND	KAMTAKRAPOOM Kaewrudee	Women's -60kg	23 SEP 1996
TUR - TURKIYE	KOCAKUS Kubra	Women's -60kg	24 JUL 1996



Brackets

As of SUN 10 AUG 2025

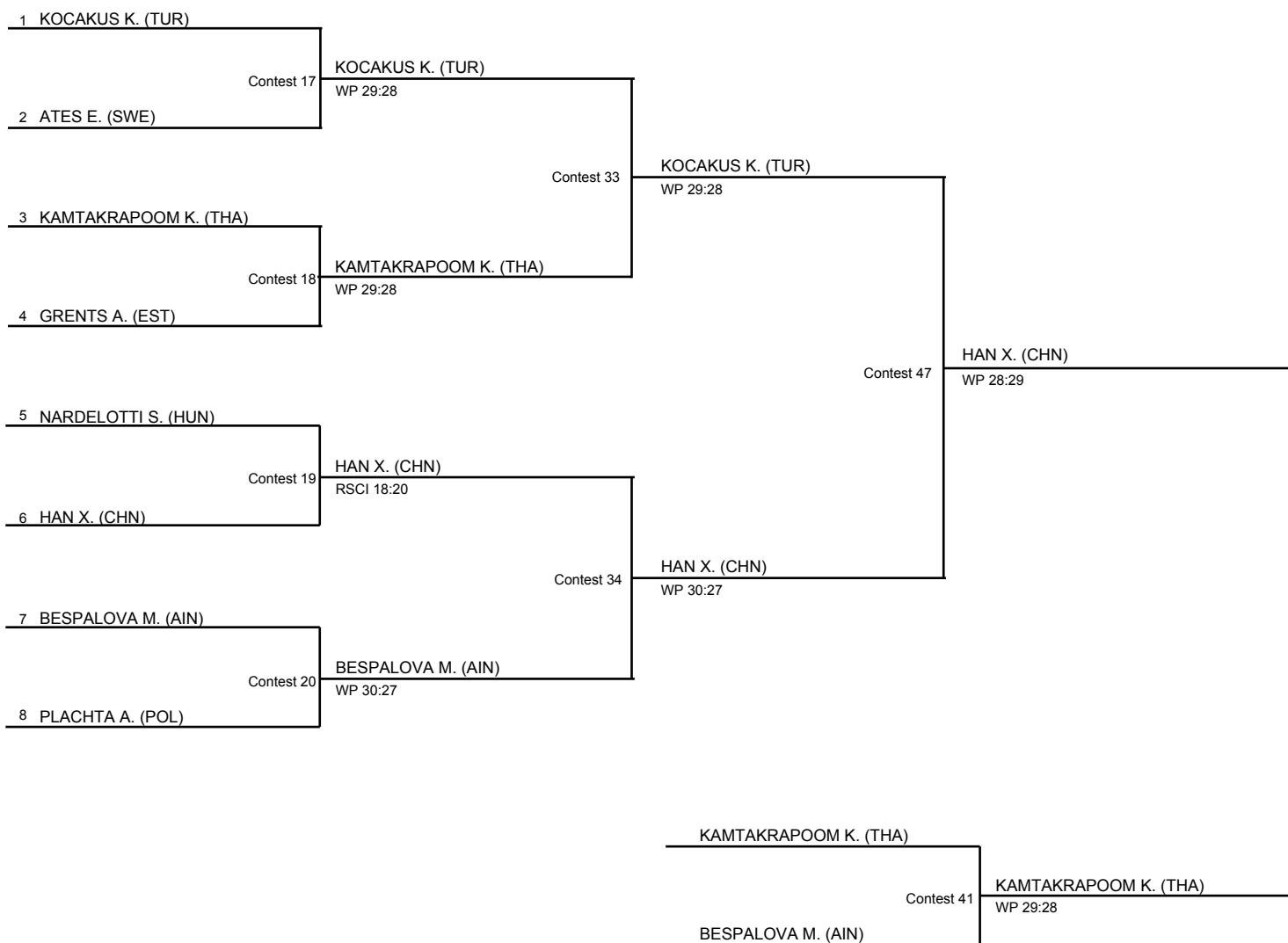
Quarterfinals

Semifinals

Finals

MEDALLISTS

Gold	HAN X. (CHN)
Silver	KOCAKUS K. (TUR)
Bronze	KAMTAKRAPOOM K. (THA)



**Medallists**

Medal	Name	NOC
GOLD	HAN Xin	CHN - PEOPLE'S REPUBLIC OF CHINA
SILVER	KOCAKUS Kubra	TUR - TURKIYE
BRONZE	KAMTAKRAPOOM Kaewrudee	THA - THAILAND



Results

As of SUN 10 AUG 2025

Bout number #41

KAMTAKRAPOOM Kaewrudee (THA)

29:28

BESPALOVA Marina (AIN)

Win on Points

RED						BLUE					
KAMTAKRAPOOM Kaewrudee (THA)						BESPALOVA Marina (AIN)					
Category		Women´s -60kg									
Judge 5	Judge 4	Judge 3	Judge 2	Judge 1	Score	Judge 1	Judge 2	Judge 3	Judge 4	Judge 5	
0	0	10	10	10	R1	9	9	9	0	0	
WARNINGS: 0					10 : 9	WARNINGS: 0					
0	0	9	10	10	R2	9	9	10	0	0	
WARNINGS: 0					10 : 9	WARNINGS: 0					
0	0	10	9	9	R3	10	10	9	0	0	
WARNINGS: 0					9 : 10	WARNINGS: 0					
WINNER					29:28						
			WP								



Results

As of SUN 10 AUG 2025

Bout number #47

KOCAKUS Kubra (TUR)

28:29

HAN Xin (CHN)

Win on Points

RED						BLUE					
KOKAKUS Kubra (TUR)						HAN Xin (CHN)					
Category	Women´s -60kg										
Judge 5	Judge 4	Judge 3	Judge 2	Judge 1	Score	Judge 1	Judge 2	Judge 3	Judge 4	Judge 5	
0	0	10	10	9	R1	10	9	9	0	0	
WARNINGS: 0					10 : 9	WARNINGS: 0					
0	0	9	10	9	R2	10	9	10	0	0	
WARNINGS: 0					9 : 10	WARNINGS: 0					
0	0	9	9	9	R3	10	10	10	0	0	
WARNINGS: 0					9 : 10	WARNINGS: 0					
					28:29	WINNER					
			WP								



Results

As of SAT 9 AUG 2025

Bout number #33

KOCAKUS Kubra (TUR)

29:28

KAMTAKRAPOOM Kaewrudee (THA)

Win on Points

RED						BLUE					
KOCAKUS Kubra (TUR)						KAMTAKRAPOOM Kaewrudee (THA)					
Category	Women´s -60kg										
Judge 5	Judge 4	Judge 3	Judge 2	Judge 1	Score	Judge 1	Judge 2	Judge 3	Judge 4	Judge 5	
0	0	10	9	9	R1	10	10	9	0	0	
WARNINGS: 0					9 : 10	WARNINGS: 0					
0	0	10	9	10	R2	9	10	9	0	0	
WARNINGS: 0					10 : 9	WARNINGS: 0					
0	0	10	10	10	R3	9	9	9	0	0	
WARNINGS: 0					10 : 9	WARNINGS: 0					
WINNER					29:28						
			WP								



Results

As of SAT 9 AUG 2025

Bout number #34

HAN Xin (CHN)

30:27

BESPALOVA Marina (AIN)

Win on Points

RED						BLUE					
HAN Xin (CHN)						BESPALOVA Marina (AIN)					
Category	Women´s -60kg										
Judge 5	Judge 4	Judge 3	Judge 2	Judge 1	Score	Judge 1	Judge 2	Judge 3	Judge 4	Judge 5	
0	0	10	10	10	R1	9	9	9	0	0	
WARNINGS: 0					10 : 9	WARNINGS: 0					
0	0	10	9	10	R2	9	10	9	0	0	
WARNINGS: 0					10 : 9	WARNINGS: 0					
0	0	9	10	10	R3	9	9	10	0	0	
WARNINGS: 0					10 : 9	WARNINGS: 0					
WINNER					30:27						
			WP								



Results

As of FRI 8 AUG 2025

Bout number #17

KOCAKUS Kubra (TUR)

29:28

ATES Ewin Anna (SWE)

Win on Points

RED						BLUE					
KOCAKUS Kubra (TUR)						ATES Ewin Anna (SWE)					
Category	Women´s -60kg										
Judge 5	Judge 4	Judge 3	Judge 2	Judge 1	Score	Judge 1	Judge 2	Judge 3	Judge 4	Judge 5	
0	0	10	10	10	R1	9	9	9	0	0	
WARNINGS: 0					10 : 9	WARNINGS: 0					
0	0	10	9	10	R2	9	10	9	0	0	
WARNINGS: 0					10 : 9	WARNINGS: 0					
0	0	9	9	9	R3	10	10	10	0	0	
WARNINGS: 0					9 : 10	WARNINGS: 0					
WINNER					29:28						
			WP								



Results

As of FRI 8 AUG 2025

Bout number #18

KAMTAKRAPOOM Kaewrudee (THA)

29:28

GRENTS Astrid Johanna (EST)

Win on Points

RED						BLUE					
KAMTAKRAPOOM Kaewrudee (THA)						GRENTS Astrid Johanna (EST)					
Category	Women´s -60kg										
Judge 5	Judge 4	Judge 3	Judge 2	Judge 1	Score	Judge 1	Judge 2	Judge 3	Judge 4	Judge 5	
0	0	10	10	10	R1	9	9	9	0	0	
WARNINGS: 0					10 : 9	WARNINGS: 0					
0	0	10	10	10	R2	9	9	9	0	0	
WARNINGS: 0					10 : 9	WARNINGS: 0					
0	0	9	9	9	R3	10	10	10	0	0	
WARNINGS: 0					9 : 10	WARNINGS: 0					
WINNER					29:28						
			WP								



Results

As of FRI 8 AUG 2025

Bout number #19

NARDELOTTI Sandorfi Ajsa Adel (HUN)

18:20

HAN Xin (CHN)

Referee Stops Contest - Injury

RED						BLUE					
NARDELOTTI Sandorfi Ajsa Adel (HUN)						HAN Xin (CHN)					
Category	Women´s -60kg										
Judge 5	Judge 4	Judge 3	Judge 2	Judge 1	Score	Judge 1	Judge 2	Judge 3	Judge 4	Judge 5	
0	0	9	9	9	R1	10	10	10	0	0	
WARNINGS: 0					9 : 10	WARNINGS: 0					
0	0	9	8	9	R2	10	10	10	0	0	
WARNINGS: 0KnockDown:1					9 : 10	WARNINGS: 0					
					R3						
					:						
					18:20	WINNER					
			RSCI								



Results

As of FRI 8 AUG 2025

Bout number #20

BESPALOVA Marina (AIN)

30:27

PLACHTA Adriana Karolina (POL)

Win on Points

RED						BLUE					
BESPALOVA Marina (AIN)						PLACHTA Adriana Karolina (POL)					
Category	Women´s -60kg										
Judge 5	Judge 4	Judge 3	Judge 2	Judge 1	Score	Judge 1	Judge 2	Judge 3	Judge 4	Judge 5	
0	0	9	10	10	R1	9	9	10	0	0	
WARNINGS: 0					10 : 9	WARNINGS: 0					
0	0	10	10	10	R2	9	9	9	0	0	
WARNINGS: 0					10 : 9	WARNINGS: 0					
0	0	10	10	10	R3	9	9	9	0	0	
WARNINGS: 0					10 : 9	WARNINGS: 0					
WINNER					30:27						
			WP								



ORIENTEERING

RESULTS BOOK

TABLE OF CONTENTS



34	Orienteering	3843
34.1	Table of Contents	3844
34.2	Competition Schedule	3847
34.3	Number of Entries by NOC	3848
34.4	Entry List by NOC	3849
34.4.1	Entry List by NOC Men	3849
34.4.2	Entry List by NOC Women	3852
34.5	Medallists by Event	3855
34.6	Medal Standings	3856
34.7	Men's Sprint	3857
34.7.1	Start List	3858
34.7.2	Results	3859
34.7.3	Race Analysis	3861
34.7.4	Medallists	3863
34.8	Men's Middle Distance	3864
34.8.1	Start List	3865
34.8.2	Results	3866
34.8.3	Race Analysis	3868
34.8.4	Medallists	3871
34.9	Women's Sprint	3872
34.9.1	Start List	3873
34.9.2	Results	3874
34.9.3	Race Analysis	3876
34.9.4	Medallists	3879
34.10	Women's Middle Distance	3880
34.10.1	Start List	3881
34.10.2	Results	3882
34.10.3	Race Analysis	3884
34.10.4	Medallists	3886
34.11	Mixed Sprint Relay	3887
34.11.1	Start List	3888
34.11.2	Results	3891
34.11.3	Race Analysis - Team Event	3894
34.11.4	Medallists	3899



Competition Schedule

As of THU 7 AUG 2025

Date	Start Time	Estimated Finish Time	Event	Location
FRI 8 AUG	09:40	11:40	Men's Middle Distance	Eastern New Area Venue 1
	10:20	12:20	Women's Middle Distance	Eastern New Area Venue 1
SUN 10 AUG	09:30	10:25	Women's Sprint	Eastern New Area Venue 2
	10:20	11:15	Men's Sprint	Eastern New Area Venue 2
MON 11 AUG	10:10	11:30	Mixed Sprint Relay	Eastern New Area Venue 2

Note:
Schedule is subject to change



Number of Entries by NOC

As of TUE 12 AUG 2025

NOC	Men		Women		Mixed
	Middle Distance	Sprint	Middle Distance	Sprint	Sprint Relay
AUS - Australia	2	2	2	2	1
AUT - Austria	2	2	2	2	1
BEL - Belgium	1	1	1	1	
BRA - Brazil	2	2	2	2	1
CAN - Canada	2	2			
CHN - People's Republic of China	2	2	2	2	1
CZE - Czechia	2	2	2	2	1
ESP - Spain	2	2	2	2	1
EST - Estonia			1	1	
GBR - Great Britain	2	2	2	2	1
GER - Germany	2	2	2	2	1
HKG - Hong Kong, China	2	2	2	2	1
HUN - Hungary	2	2	2	2	1
ITA - Italy	2	2	2	2	1
JPN - Japan	2	2	2	2	1
LAT - Latvia	2	2	2	2	1
NZL - New Zealand	2	2	2	2	1
POL - Poland	2	2	2	2	1
RSA - South Africa			1	1	
SUI - Switzerland	3	3	2	2	1
SVK - Slovakia	1	1	1	1	
SWE - Sweden	2	2	2	2	1
TPE - Chinese Taipei			1	1	
UKR - Ukraine	1	1	1	1	
Total:	40	40	40	40	17
Number of NOCs:	21	21	23	23	17



Entry List by NOC

As of TUE 12 AUG 2025

NOC	Name	Date of Birth	Event
AUS - Australia	GEORGE Alastair	14 AUG 2000	Mixed Sprint Relay Men's Middle Distance Men's Sprint
	HAINES Angus	28 MAR 2000	Mixed Sprint Relay Men's Middle Distance Men's Sprint
AUT - Austria	BONEK Jannis	10 JUL 1999	Mixed Sprint Relay Men's Middle Distance Men's Sprint
	REINER Matthias	7 FEB 1994	Mixed Sprint Relay Men's Middle Distance Men's Sprint
BEL - Belgium	MICHIELS Yannick	29 JUL 1991	Men's Middle Distance Men's Sprint
BRA - Brazil	da SILVA SCHMITZ Douglas	24 AUG 1991	Mixed Sprint Relay Men's Middle Distance Men's Sprint
	NASCIMENTO Leandro	7 JUL 1989	Men's Middle Distance Mixed Sprint Relay Men's Sprint
CAN - Canada	KONOTOPETZ Damian	6 SEP 1990	Men's Middle Distance Men's Sprint
	WESTERGARD Vegard Jarvis	14 SEP 1996	Men's Middle Distance Men's Sprint
CHN - People's Republic of China	LIU Xiaoming	7 APR 1985	Mixed Sprint Relay Men's Middle Distance Men's Sprint
	TANG Jianda	5 JAN 1997	Mixed Sprint Relay Men's Middle Distance Men's Sprint
CZE - Czechia	GLONEK Jakub	22 JUL 1996	Mixed Sprint Relay Men's Middle Distance Men's Sprint
	KRIVDA Tomas	15 SEP 1999	Mixed Sprint Relay Men's Middle Distance Men's Sprint
ESP - Spain	ROJAS JIMENEZ David	15 MAR 2000	Mixed Sprint Relay Men's Middle Distance Men's Sprint
	VICH DIAZ-GUERRA Quim	20 FEB 1998	Mixed Sprint Relay Men's Middle Distance Men's Sprint
GBR - Great Britain	BAILEY Jim	27 MAY 2003	Mixed Sprint Relay Men's Middle Distance Men's Sprint
	CARCAS Freddie	4 SEP 1999	Mixed Sprint Relay Men's Middle Distance Men's Sprint
GER - Germany	BLUMENSTEIN Bojan	11 FEB 1993	Mixed Sprint Relay

Timing and Results provided by Tissot



Entry List by NOC

As of TUE 12 AUG 2025

NOC	Name	Date of Birth	Event
	REICHENBACH Anselm	30 AUG 2003	Men's Middle Distance
			Men's Sprint
			Mixed Sprint Relay
			Men's Middle Distance
HKG - Hong Kong, China	AU Joshua Ho Kiu	6 JUN 2004	Men's Sprint
			Mixed Sprint Relay
			Men's Middle Distance
			Men's Sprint
	MA Lok Hin	21 AUG 1994	Men's Sprint
			Mixed Sprint Relay
			Men's Middle Distance
			Men's Sprint
HUN - Hungary	BUJDOSO Zoltan	17 FEB 2002	Men's Sprint
			Mixed Sprint Relay
			Men's Middle Distance
			Men's Sprint
	JONAS Ferenc	16 JAN 2001	Men's Sprint
			Mixed Sprint Relay
			Men's Middle Distance
			Men's Sprint
ITA - Italy	DEBERTOLIS Mattia	4 AUG 1996	Men's Sprint
			Mixed Sprint Relay
			Men's Middle Distance
			Men's Sprint
	MARIANI Francesco	26 AUG 2001	Men's Sprint
			Mixed Sprint Relay
			Men's Middle Distance
			Men's Sprint
JPN - Japan	FUTAMATA Shin	13 APR 2000	Men's Sprint
			Mixed Sprint Relay
			Men's Middle Distance
			Men's Sprint
	KATO Kento	24 JUN 2004	Men's Sprint
			Mixed Sprint Relay
			Men's Middle Distance
			Men's Sprint
LAT - Latvia	TITOMERS Endijs	7 JUL 1997	Men's Sprint
			Mixed Sprint Relay
			Men's Middle Distance
			Men's Sprint
	UPITIS Uldis	2 MAY 1998	Men's Sprint
			Mixed Sprint Relay
			Men's Middle Distance
			Men's Sprint
NZL - New Zealand	LYNCH Joseph	27 OCT 1999	Men's Sprint
			Mixed Sprint Relay
			Men's Middle Distance
			Men's Sprint
	ROBERTSON Tim	5 AUG 1995	Men's Sprint
			Mixed Sprint Relay
			Men's Middle Distance
			Men's Sprint
POL - Poland	OLEJNIK Michal	22 JAN 1992	Men's Sprint
			Mixed Sprint Relay
			Men's Middle Distance
			Men's Sprint
	PARFIANOWICZ Piotr	2 JAN 1994	Men's Sprint
			Mixed Sprint Relay
			Men's Middle Distance
			Men's Sprint
SUI - Switzerland	AEBERSOLD Fabian	31 DEC 2000	Men's Sprint
			Mixed Sprint Relay
			Men's Middle Distance
			Men's Sprint
	POLSINI Tino	24 MAY 1999	Men's Sprint
			Mixed Sprint Relay

Timing and Results provided by Tissot



Entry List by NOC

As of TUE 12 AUG 2025

NOC	Name	Date of Birth	Event
			Men's Middle Distance Men's Sprint
	RANCAN Riccardo	5 JUL 1996	Mixed Sprint Relay Men's Middle Distance Men's Sprint
SVK - Slovakia	ROHAC Martin	19 MAY 2003	Men's Middle Distance Men's Sprint
SWE - Sweden	GUSTAFSSON Jonatan	28 DEC 1999	Mixed Sprint Relay Men's Middle Distance Men's Sprint
	MOLLEN August	26 AUG 1999	Mixed Sprint Relay Men's Middle Distance Men's Sprint
UKR - Ukraine	OTRESHKO Illia	2 JAN 2003	Men's Middle Distance Men's Sprint



Entry List by NOC

As of TUE 12 AUG 2025

NOC	Name	Date of Birth	Event
AUS - Australia	KEY Milla	12 APR 2006	Mixed Sprint Relay Women's Sprint Women's Middle Distance
	YOUNG Caitlin	4 DEC 2001	Mixed Sprint Relay Women's Sprint Women's Middle Distance
AUT - Austria	GROLL Anna	6 DEC 2002	Mixed Sprint Relay Women's Sprint Women's Middle Distance
	KASTNER Ylvi	25 JUN 2000	Mixed Sprint Relay Women's Sprint Women's Middle Distance
BEL - Belgium	de SMUL Tille	29 APR 2004	Women's Sprint Women's Middle Distance
BRA - Brazil	MARNET Esther	15 AUG 1990	Mixed Sprint Relay Women's Sprint Women's Middle Distance
	OSTETTO Mariana	12 NOV 1996	Women's Sprint Mixed Sprint Relay Women's Middle Distance
CHN - People's Republic of China	HAO Shuangyan	10 AUG 1988	Mixed Sprint Relay Women's Sprint Women's Middle Distance
	LUO Qiong	8 OCT 2003	Mixed Sprint Relay Women's Sprint Women's Middle Distance
CZE - Czechia	KRALOVA Denisa	18 JUL 1991	Mixed Sprint Relay Women's Sprint Women's Middle Distance
	RAUTURIER Tereza	8 FEB 1999	Mixed Sprint Relay Women's Sprint Women's Middle Distance
ESP - Spain	DEFEZ CERNICHARO Ana	30 MAY 2001	Women's Sprint Mixed Sprint Relay Women's Middle Distance
	PRIETO del CAMPO Maria	18 JUN 1998	Mixed Sprint Relay Women's Sprint Women's Middle Distance
EST - Estonia	PANDIS Hannula-Katrin	7 NOV 1990	Women's Sprint Women's Middle Distance
GBR - Great Britain	BROWN Rachel	12 AUG 2003	Mixed Sprint Relay Women's Sprint Women's Middle Distance
	EADES Mairi	23 JAN 2001	Mixed Sprint Relay Women's Sprint Women's Middle Distance
GER - Germany	FRIEDRICHS Birte	19 APR 1998	Mixed Sprint Relay Women's Sprint Women's Middle Distance

Timing and Results provided by Tissot



Entry List by NOC

As of TUE 12 AUG 2025

NOC	Name	Date of Birth	Event
	MUELLER Hanna	3 MAY 1996	Mixed Sprint Relay Women's Sprint Women's Middle Distance
HKG - Hong Kong, China	CHU Ying Yau	5 DEC 2002	Mixed Sprint Relay Women's Sprint Women's Middle Distance
	MAN Wing	11 OCT 2003	Mixed Sprint Relay Women's Sprint Women's Middle Distance
HUN - Hungary	GARDONYI Csilla	9 JAN 2001	Mixed Sprint Relay Women's Sprint Women's Middle Distance
	MARAMAROSI Rita	9 FEB 2005	Mixed Sprint Relay Women's Sprint Women's Middle Distance
ITA - Italy	DALLERA Caterina	14 JUN 2001	Mixed Sprint Relay Women's Sprint Women's Middle Distance
	PRADEL Anna	17 NOV 2001	Mixed Sprint Relay Women's Sprint Women's Middle Distance
JPN - Japan	HIGUCHI Kana	24 APR 2002	Women's Sprint Mixed Sprint Relay Women's Middle Distance
	KONDO Kaho	28 DEC 2000	Mixed Sprint Relay Women's Sprint Women's Middle Distance
LAT - Latvia	GROSBERGA Sandra	18 NOV 1995	Mixed Sprint Relay Women's Sprint Women's Middle Distance
	KUZE Elza	9 MAY 2002	Mixed Sprint Relay Women's Sprint Women's Middle Distance
NZL - New Zealand	ROBERTSON Laura	9 FEB 1993	Mixed Sprint Relay Women's Sprint Women's Middle Distance
	STEWART Zara	1 AUG 2004	Mixed Sprint Relay Women's Sprint Women's Middle Distance
POL - Poland	BERNACIAK Ewa	12 FEB 1990	Mixed Sprint Relay Women's Sprint Women's Middle Distance
	SUDOL Hanna Barbara	11 SEP 2003	Mixed Sprint Relay Women's Sprint Women's Middle Distance
RSA - South Africa	WIMBERLEY Sarah	6 SEP 2003	Women's Sprint Women's Middle Distance
SUI - Switzerland	AEBERSOLD Simona	13 APR 1998	Mixed Sprint Relay Women's Sprint

Timing and Results provided by Tissot



Entry List by NOC

As of TUE 12 AUG 2025

NOC	Name	Date of Birth	Event
	GEMPERLE Natalia	9 DEC 1990	Women's Middle Distance Mixed Sprint Relay Women's Sprint Women's Middle Distance
SVK - Slovakia	SMELIKOVA Tereza	7 MAR 1999	Women's Sprint Women's Middle Distance
SWE - Sweden	BJESSMO Emma	22 JUN 1995	Mixed Sprint Relay Women's Sprint Women's Middle Distance
	SONESSON Alva	29 JAN 2001	Mixed Sprint Relay Women's Sprint Women's Middle Distance
TPE - Chinese Taipei	LIN Jo-Shui	21 NOV 1994	Women's Sprint Women's Middle Distance
UKR - Ukraine	BABYCH Olena	2 APR 1992	Women's Sprint Women's Middle Distance



Medallists by Event

As of MON 11 AUG 2025 at 11:55

Event	Date	Medal	Name	NOC Code	Gender
Men's Middle Distance	FRI 8 AUG	GOLD	RANCAN Riccardo	SUI	
		SILVER	MARIANI Francesco	ITA	
		BRONZE	WESTERGARD Vegard Jarvis	CAN	
Women's Middle Distance	FRI 8 AUG	GOLD	AEBERSOLD Simona	SUI	
		SILVER	SMELIKOVA Tereza	SVK	
		BRONZE	SONESSON Alva	SWE	
Women's Sprint	SUN 10 AUG	GOLD	AEBERSOLD Simona	SUI	
		SILVER	GEMPERLE Natalia	SUI	
		BRONZE	PRIETO del CAMPO Maria	ESP	
Men's Sprint	SUN 10 AUG	GOLD	MICHIELS Yannick	BEL	
		SILVER	KRIVDA Tomas	CZE	
		BRONZE	BUJDOSO Zoltan	HUN	
Mixed Sprint Relay	MON 11 AUG	GOLD	GEMPERLE Natalia	SUI	Female
			RANCAN Riccardo		Male
			POLSINI Tino		Male
			AEBERSOLD Simona		Female
		SILVER	BJESSMO Emma	SWE	Female
			GUSTAFSSON Jonatan		Male
		BRONZE	MOLLEN August	CZE	Male
			SONESSON Alva		Female
			KRALOVA Denisa		Female
			GLONEK Jakub		Male
			KRIVDA Tomas		Male
			RAUTURIER Tereza		Female



Medal Standings

As of TUE 12 AUG 2025 at 9:58

Rank	NOC	Men				Women				Team Relay				Total				Rank by Total
		G	S	B	Tot	G	S	B	Tot	G	S	B	Tot	G	S	B	Tot	
1	SUI - Switzerland	1			1	2	1		3	1			1	4	1		5	1
2	BEL - Belgium	1			1									1			1	=4
3	CZE - Czechia		1		1							1	1		1	1	2	=2
3	SWE - Sweden							1	1		1		1		1	1	2	=2
5	ITA - Italy		1		1										1		1	=4
5	SVK - Slovakia						1		1						1		1	=4
7	CAN - Canada			1	1											1	1	=4
7	ESP - Spain							1	1							1	1	=4
7	HUN - Hungary			1	1											1	1	=4
Total:		2	2	2	6	2	2	2	6					5	5	5	15	

LEGEND

= Equal sign indicates that two or more NOCs share the same rank by total
Tot Total

B Bronze

G Gold

S Silver

Timing and Results provided by Tissot



TWG
2025
CHENGDU



ORIENTEERING

Men's Sprint



SUN 10 AUG 2025

Start Time: 10:20

Start List

Start Order	Start Number	Start Time	Name	NOC Code	Remarks
1	101	10:21:00	MA Lok Hin	HKG	
2	102	10:22:00	VICH DIAZ-GUERRA Quim	ESP	
3	103	10:23:00	da SILVA SCHMITZ Douglas	BRA	
4	104	10:24:00	GEORGE Alastair	AUS	
5	105	10:25:00	FUTAMATA Shin	JPN	
6	106	10:26:00	KONOTOPETZ Damian	CAN	
7	107	10:27:00	TITOMERS Endijs	LAT	
8	108	10:28:00	KATO Kento	JPN	
9	109	10:29:00	AU Joshua Ho Kiu	HKG	
10	110	10:30:00	NASCIMENTO Leandro	BRA	
11	111	10:31:00	TANG Jianda	CHN	
12	112	10:32:00	BAILEY Jim	GBR	
13	113	10:33:00	UPITIS Uldis	LAT	
14	114	10:34:00	LIU Xiaoming	CHN	
15	115	10:35:00	WESTERGARD Vegard Jarvis	CAN	
16	116	10:36:00	REICHENBACH Anselm	GER	
17	117	10:37:00	ROHAC Martin	SVK	
18	118	10:38:00	GLONEK Jakub	CZE	
19	119	10:39:00	PARFIANOWICZ Piotr	POL	
20	120	10:40:00	BLUMENSTEIN Bojan	GER	
21	121	10:41:00	CARCAS Freddie	GBR	
22	122	10:42:00	OLEJNIK Michal	POL	
23	123	10:43:00	HAINES Angus	AUS	
24	124	10:44:00	REINER Matthias	AUT	
25	125	10:45:00	LYNCH Joseph	NZL	
26	126	10:46:00	BUJDOSO Zoltan	HUN	
27	127	10:47:00	OTRESHKO Illia	UKR	
28	128	10:48:00	ROJAS JIMENEZ David	ESP	
29	129	10:49:00	JONAS Ferenc	HUN	
30	130	10:50:00	MOLLEN August	SWE	
31	131	10:51:00	AEBERSOLD Fabian	SUI	
32	132	10:52:00	ROBERTSON Tim	NZL	
33	133	10:53:00	RANCAN Riccardo	SUI	
34	134	10:54:00	GUSTAFSSON Jonatan	SWE	
35	135	10:55:00	DEBERTOLIS Mattia	ITA	
36	136	10:56:00	MICHIELS Yannick	BEL	
37	137	10:57:00	BONEK Jannis	AUT	
38	138	10:58:00	KRIVDA Tomas	CZE	
39	139	10:59:00	MARIANI Francesco	ITA	
40	140	11:00:00	POLSINI Tino	SUI	



SUN 10 AUG 2025

Start Time: 10:20

Results

Rk	Start No	Name	NOC Code	Time	Time Behind	Remarks
1	136	MICHIELS Yannick	BEL	14:59	+0:00	
2	138	KRIVDA Tomas	CZE	15:15	+0:16	
3	126	BUJDOSO Zoltan	HUN	15:22	+0:23	
4	133	RANCAN Riccardo	SUI	15:28	+0:29	
5	131	AEBERSOLD Fabian	SUI	15:33	+0:34	
6	140	POLSINI Tino	SUI	15:34	+0:35	
7	118	GLONEK Jakub	CZE	15:43	+0:44	
8	129	JONAS Ferenc	HUN	15:44	+0:45	
9	132	ROBERTSON Tim	NZL	15:46	+0:47	
10	130	MOLLEN August	SWE	15:47	+0:48	
11	125	LYNCH Joseph	NZL	15:49	+0:50	
12	112	BAILEY Jim	GBR	15:55	+0:56	
13	134	GUSTAFSSON Jonatan	SWE	16:01	+1:02	
14	116	REICHENBACH Anselm	GER	16:02	+1:03	
15	119	PARFIANOWICZ Piotr	POL	16:34	+1:35	
16	137	BONEK Jannis	AUT	16:38	+1:39	
17	122	OLEJNIK Michal	POL	16:39	+1:40	
18	113	UPITIS Uldis	LAT	16:41	+1:42	
18	120	BLUMENSTEIN Bojan	GER	16:41	+1:42	
20	121	CARCAS Freddie	GBR	17:02	+2:03	
21	111	TANG Jianda	CHN	17:10	+2:11	
22	117	ROHAC Martin	SVK	17:12	+2:13	
23	127	OTRESHKO Illia	UKR	17:35	+2:36	
24	104	GEORGE Alastair	AUS	17:36	+2:37	
25	105	FUTAMATA Shin	JPN	17:45	+2:46	
25	123	HAINES Angus	AUS	17:45	+2:46	
27	115	WESTERGARD Vegard Jarvis	CAN	17:52	+2:53	
28	102	VICH DIAZ-GUERRA Quim	ESP	17:57	+2:58	
29	106	KONOTOPETZ Damian	CAN	18:04	+3:05	
30	124	REINER Matthias	AUT	18:06	+3:07	
31	110	NASCIMENTO Leandro	BRA	18:31	+3:32	
32	107	TITOMERS Endijs	LAT	18:59	+4:00	
33	114	LIU Xiaoming	CHN	19:13	+4:14	
34	109	AU Joshua Ho Kiu	HKG	19:19	+4:20	
35	108	KATO Kento	JPN	19:23	+4:24	
36	101	MA Lok Hin	HKG	20:09	+5:10	
37	103	da SILVA SCHMITZ Douglas	BRA	23:31	+8:32	
	139	MARIANI Francesco	ITA	DSQ		
	128	ROJAS JIMENEZ David	ESP	DNS		
	135	DEBERTOLIS Mattia	ITA	DNS		

Participants				
Entries / NOCs	Finished	DNF	DSQ	DNS
40/21	37	0	1	2

Timing and Results provided by Tissot



SUN 10 AUG 2025
Start Time: 10:20

Results

LEGEND

DNF	Did Not Finish	DNS	Did Not Start	DSQ	Disqualified
------------	----------------	------------	---------------	------------	--------------

Timing and Results provided by Tissot

ORIMSPRINT-----FNL-000100--_73A v2.0

Report Created MON 11 AUG 2025 12:40

Page 2 / 2



Pl	Stno	Name	Time													
Men (38)				3,5 km 65 m			22 C									
				1(31) 15(45)	2(32) 16(46)	3(33) 17(47)	4(34) 18(48)	5(35) 19(49)	6(36) 20(50)	7(37) 21(51)	8(38) 22(100)	9(39) Finish	10(40)	11(41)	12(42)	13(43)
1	136	Yannick MICHELS Belgium	14:59	0:33 0:33 9:11	0:47 0:14 10:17	1:28 0:41 10:59	1:58 0:30 13:12	2:32 0:34 13:31	2:59 0:27 13:50	3:08 0:09 14:30	3:59 0:51 14:47	4:51 0:52 14:59	5:24 0:33	6:14 0:50	7:02 0:48	8:11 1:09
2	138	Tomas KRIVDA Czechia	15:15	0:34 0:33 9:15	1:06 0:11 10:17	0:42 0:39 11:16	2:13 0:27 13:32	0:19 0:35 13:50	0:19 0:26 14:06	0:40 0:08 14:48	0:17 0:51 15:02	0:12 0:51 15:15	5:16 0:33	6:09 0:53	7:00 0:51	8:16 1:16
3	126	Zoltan BUJDOSO Hungary	15:22	0:36 0:31 9:17	1:02 0:46 10:43	0:59 1:24 11:26	2:16 1:51 13:42	0:18 2:32 14:00	0:16 2:56 14:17	0:42 3:04 14:55	0:14 4:01 15:09	0:13 4:51 15:22	5:24 0:33	6:18 0:54	7:06 0:48	8:17 1:11
4	133	Riccardo RANCAN Switzerland	15:28	0:37 0:37 9:42	1:10 0:33 10:44	1:49 0:39 11:23	2:17 0:28 13:50	2:53 0:36 14:07	3:18 0:25 14:24	3:27 0:09 15:02	4:31 1:04 15:16	5:21 0:50 15:28	5:53 0:32	6:42 0:49	7:33 0:51	8:36 1:03
5	131	Fabian AEBERSOLD Switzerland	15:33	0:35 0:38 9:42	1:02 0:54 10:45	0:39 1:34 11:28	2:27 2:04 13:45	0:17 2:40 14:05	0:17 3:07 14:24	0:38 3:16 15:06	0:14 4:17 15:22	0:12 5:11 15:33	5:45 0:34	6:44 0:59	7:31 0:47	8:42 1:11
6	140	Tino POLSINI Switzerland	15:34	0:33 0:33 9:50	0:43 0:10 10:51	1:21 0:38 11:34	1:51 0:30 13:55	2:22 0:31 14:10	2:46 0:24 14:27	2:54 0:08 15:10	3:43 0:49 15:23	4:35 0:52 15:34	5:11 0:36	6:02 0:51	6:50 0:48	8:50 2:00
7	118	Jakub GLONEK Czechia	15:43	0:35 0:32 9:51	1:01 0:44 11:01	0:43 1:23 11:41	2:21 1:54 13:59	0:15 2:29 14:17	0:17 2:56 14:36	0:43 3:04 15:17	0:13 3:52 15:30	0:11 4:41 15:43	5:16 0:35	6:08 0:52	7:11 1:03	8:26 1:15
8	129	Ferenc JONAS Hungary	15:44	0:36 0:36 9:42	0:53 0:17 10:42	1:37 0:44 11:25	2:04 0:27 14:03	2:37 0:33 14:20	3:07 0:30 14:38	3:17 0:10 15:18	4:11 0:54 15:32	5:06 0:55 15:44	5:38 0:32	6:28 0:50	7:23 0:55	8:39 1:16
9	132	Tim ROBERTSON New Zealand	15:46	0:36 0:33 10:02	1:00 0:50 11:08	0:43 1:39 11:49	2:38 3:00 14:05	0:17 3:33 14:23	0:18 4:00 14:39	0:40 4:08 15:18	0:14 4:58 15:32	0:12 5:48 15:46	6:21 0:33	7:11 0:50	7:57 0:46	9:04 1:07
10	130	August MOLLEN Sweden	15:47	0:34 0:37 9:59	1:06 0:52 11:00	0:41 1:35 11:43	2:16 2:05 13:59	0:18 2:53 14:19	0:16 3:20 14:39	0:39 3:29 15:19	0:14 4:27 15:34	0:14 5:20 15:47	5:57 0:37	6:52 0:55	7:45 0:53	8:55 1:10
11	125	Joseph LYNCH New Zealand	15:49	0:33 0:34 10:05	1:01 0:49 11:09	0:43 1:32 11:50	2:16 2:24 14:09	0:20 2:58 14:28	0:40 3:26 14:43	0:40 3:35 15:22	0:15 4:28 15:37	0:13 5:22 15:49	6:00 0:38	6:54 0:54	7:50 0:56	8:58 1:08
12	112	Jim BAILEY Great Britain	15:55	0:36 0:38 9:47	1:04 0:49 10:55	0:41 1:30 11:37	2:19 2:02 14:05	0:19 2:37 14:24	0:15 3:04 14:41	0:39 3:13 15:25	0:15 4:05 15:42	0:12 5:04 15:55	5:41 0:37	6:37 0:56	7:29 0:52	8:41 1:12
13	134	Jonatan GUSTAFSSC Sweden	16:01	0:35 0:35 10:16	0:51 0:16 11:30	1:33 0:42 12:08	2:26 0:53 14:22	2:59 0:33 14:40	3:28 0:29 14:57	3:37 0:09 15:36	4:31 0:54 15:49	5:19 0:48 16:01	5:53 0:34	6:59 1:06	7:51 0:52	9:05 1:14
14	116	Anselm REICHENBA Germany	16:02	0:33 0:40 10:02	1:14 0:58 11:19	0:38 1:39 12:03	2:14 2:12 14:22	0:18 2:58 14:42	0:17 3:26 14:58	0:39 3:35 15:36	0:13 4:27 15:51	0:12 5:22 16:02	6:02 0:40	6:56 0:54	7:48 0:52	9:01 1:13
15	119	Piotr PARFIANOWIC Poland	16:34	0:35 0:35 10:43	0:52 0:17 11:46	1:38 0:46 12:28	2:08 0:30 14:45	2:42 0:34 15:05	3:11 0:29 15:23	3:20 0:09 16:04	4:18 0:58 16:21	5:09 0:51 16:34	5:48 0:39	6:45 0:57	8:15 1:30	9:40 1:25
16	137	Jannis BONEK Austria	16:38	0:35 0:35 10:33	0:49 0:14 11:33	1:30 0:41 12:24	2:24 0:54 14:51	2:56 0:32 15:09	3:26 0:30 15:25	3:37 0:11 16:08	5:10 1:33 16:23	5:59 0:49 16:38	6:29 0:30	7:19 0:50	8:10 0:51	9:26 1:16
17	122	Michal OLEJNIK Poland	16:39	0:38 0:38 10:22	0:56 0:18 11:36	1:41 0:45 12:18	2:11 0:30 14:35	2:54 0:43 14:54	3:28 0:34 15:29	3:39 0:11 16:10	4:38 0:59 16:26	5:37 0:59 16:39	6:15 0:38	7:11 0:56	8:06 0:55	9:18 1:12
18	120	Bojan BLUMENSTEIL Germany	16:41	0:37 0:40 10:21	1:14 0:55 11:25	0:42 1:37 12:10	2:17 2:07 14:56	0:19 2:42 15:15	0:35 3:09 15:32	0:41 3:18 16:13	0:16 4:16 16:28	0:13 5:12 16:41	5:46 0:34	6:46 1:00	7:49 1:03	9:10 1:21
18	113	Uldis UPITIS Latvia	16:41	0:34 0:37 10:14	1:04 0:59 11:17	0:45 1:46 12:17	2:46 2:16 14:34	0:19 3:03 15:12	0:17 3:36 15:30	0:41 3:45 16:12	0:15 4:36 16:29	0:13 5:29 16:41	6:11 0:42	7:01 0:50	7:48 0:47	9:10 1:22
20	121	Freddie CARCAS Great Britain	17:02	0:39 0:39 10:34	0:57 0:18 11:51	1:41 0:44 12:31	2:26 0:45 14:53	3:04 0:38 15:13	3:37 0:33 15:30	3:46 0:09 16:34	4:48 1:02 16:49	5:47 0:59 17:02	6:25 0:38	7:18 0:53	8:12 0:54	9:27 1:15



Pl	Stno	Name	Time														
Men (38)				3,5 km 65 m		22 C		(cont.)									
				1(31) 15(45)	2(32) 16(46)	3(33) 17(47)	4(34) 18(48)	5(35) 19(49)	6(36) 20(50)	7(37) 21(51)	8(38) 22(100)	9(39) Finish	10(40)	11(41)	12(42)	13(43)	
21	111	Jianda TANG People's Republic of China	17:10	0:38 0:38 10:27 0:40	0:52 0:14 11:38 1:11	1:41 0:49 12:24 0:46	2:14 0:33 15:19 2:55	2:51 0:37 15:40 0:21	3:21 0:30 15:58 0:18	3:33 0:12 16:43 0:45	4:25 0:52 16:57 0:14	5:25 1:00 17:10 0:13	6:05 0:40	7:01 0:56	7:57 0:56	9:13 1:16	
22	117	Martin ROHAC Slovakia	17:12	0:42 0:42 10:44 0:36	1:02 0:20 11:51 1:07	1:52 0:50 12:35 0:44	2:45 0:53 15:21 2:46	3:22 0:37 15:41 0:20	3:52 0:30 16:02 0:21	4:00 0:30 16:43 0:41	4:51 0:51 16:58 0:15	5:44 0:53 17:12 0:14	6:19 0:35	7:11 0:52	8:13 1:02	9:34 1:21	
23	127	Illia OTRESHKO Ukraine	17:35	0:38 0:38 11:15 0:34	0:54 0:16 12:23 1:08	1:38 0:44 13:13 0:50	2:16 0:38 15:41 2:28	2:57 0:41 16:01 0:20	3:29 0:32 16:20 0:19	3:40 0:11 17:03 0:43	4:32 0:52 17:23 0:20	5:36 1:04 17:35 0:12	6:19 0:43	7:20 1:01	8:15 0:55	9:33 1:18	
24	104	Alastair GEORGE Australia	17:36	0:39 0:39 11:23 0:36	0:57 0:18 12:30 1:07	1:43 0:46 13:17 0:47	2:49 1:06 15:45 2:28	3:25 0:36 16:06 0:21	3:54 0:29 16:24 0:18	4:04 0:10 17:06 0:42	4:57 0:53 17:22 0:16	5:54 0:57 17:36 0:14	6:36 0:42	7:28 0:52	8:17 0:49	9:50 1:33	
25	123	Angus HAINES Australia	17:45	0:39 0:39 11:28 0:35	0:57 0:18 12:42 1:14	1:39 0:42 13:27 0:45	2:29 0:50 15:56 2:29	3:05 0:36 16:16 0:20	3:31 0:26 16:35 0:19	3:41 0:10 17:17 0:42	4:44 1:03 17:32 0:15	5:46 1:02 17:45 0:13	6:23 0:37	7:17 0:54	8:16 0:59	9:37 1:21	
25	105	Shin FUTAMATA Japan	17:45	0:39 0:39 10:34 0:37	0:52 0:13 11:39 1:05	1:32 0:40 12:20 0:41	2:03 0:31 14:49 2:29	2:42 0:39 16:11 1:22	3:10 0:28 16:36 0:25	3:20 0:10 17:15 0:39	4:26 1:06 17:32 0:17	5:27 1:01 17:45 0:13	6:02 0:35	6:54 0:52	7:55 1:01	9:22 1:27	
27	115	Vegard Jarvis WEST Canada	17:52	0:40 0:40 11:04 0:37	1:01 0:21 12:22 1:18	1:47 0:46 13:07 0:45	2:31 0:44 15:57 2:50	3:09 0:38 16:17 0:20	3:40 0:31 16:37 0:20	3:51 0:11 17:21 0:44	4:49 0:58 17:37 0:16	5:48 0:59 17:52 0:15	6:27 0:39	7:23 0:56	8:18 0:55	9:48 1:30	
28	102	Quim VICH DIAZ GUI Spain	17:57	0:38 0:38 11:30 0:42	0:55 0:17 12:42 1:12	1:48 0:53 13:26 0:44	2:45 0:57 15:58 2:32	3:21 0:36 16:18 0:20	3:48 0:27 16:38 0:20	3:58 0:10 17:26 0:48	4:54 1:01 17:43 0:17	5:55 1:01 17:57 0:14	6:32 0:37	7:34 1:02	8:24 0:50	10:00 1:36	
29	106	Damian KONOTOPEL Canada	18:04	0:45 0:45 11:25 0:34	1:13 0:28 12:37 1:12	1:56 0:43 13:24 0:47	2:27 0:31 16:10 2:46	3:15 0:48 16:30 0:20	3:46 0:31 16:53 0:23	3:55 0:09 17:36 0:43	4:48 1:05 17:51 0:15	5:53 1:05 18:04 0:13	6:29 0:36	7:29 1:00	8:21 0:52	10:21 2:00	
30	124	Matthias REINER Austria	18:06	0:45 0:45 10:56 0:37	0:59 0:14 12:30 1:34	1:45 0:46 13:29 0:59	2:19 0:34 16:04 2:35	2:59 0:40 16:24 0:20	3:29 0:30 16:42 0:18	3:39 0:10 17:31 0:49	4:39 1:00 17:48 0:17	5:39 1:00 18:06 0:18	6:26 0:47	7:25 0:59	8:16 0:51	9:46 1:30	
31	110	Leandro NASCIMENTI Brazil	18:31	0:44 0:44 11:50 0:36	1:20 0:36 12:59 1:09	2:29 1:09 13:42 0:43	3:09 0:40 16:11 2:29	3:54 0:45 16:37 0:26	4:25 0:31 17:16 0:39	4:35 0:10 17:59 0:43	5:30 0:55 18:17 0:18	6:29 0:59 18:31 0:14	7:09 0:40	8:08 0:59	9:10 1:02	10:42 1:32	
32	107	Endijs TITOMERS Latvia	18:59	0:44 0:44 11:44 0:39	1:03 0:19 13:11 1:27	1:56 0:53 14:11 1:00	2:52 0:56 16:55 2:44	3:33 0:41 17:16 0:21	4:05 0:32 17:38 0:22	4:14 0:09 18:28 0:50	5:09 0:55 18:44 0:16	6:10 1:01 18:59 0:15	6:50 0:40	7:47 0:57	8:47 1:00	10:19 1:32	
33	114	XiaoMing LIU People's Republic of China	19:13	0:40 0:40 12:01 0:38	0:59 0:19 13:26 1:25	2:04 1:05 14:10 0:44	3:02 0:58 17:15 3:05	3:40 0:38 17:38 0:23	4:12 0:32 18:01 0:23	4:22 0:10 18:44 0:43	5:21 0:59 19:00 0:16	6:29 1:08 19:13 0:13	7:06 0:37	8:06 1:00	9:07 1:01	10:50 1:43	
34	109	Joshua Ho Kiu AU Hong Kong China	19:19	0:40 0:40 12:21 0:37	0:53 0:13 13:47 1:26	1:42 0:49 14:31 0:44	2:48 1:06 17:23 2:52	3:28 0:40 17:43 0:20	3:58 0:30 18:01 0:18	4:09 0:11 18:46 0:45	5:10 1:01 19:04 0:18	6:09 0:59 19:19 0:15	6:49 0:40	7:47 0:58	8:53 1:06	10:32 1:39	
35	108	Kento KATO Japan	19:23	0:40 0:40 13:22 0:34	1:09 0:29 14:29 1:07	1:55 0:46 15:14 0:45	2:26 0:31 17:40 2:26	3:36 1:10 17:58 0:18	4:06 0:30 18:16 0:18	4:16 0:10 18:56 0:40	5:57 1:41 19:11 0:15	7:07 1:10 19:23 0:12	7:48 0:41	8:40 0:52	9:30 0:50	12:15 2:45	
36	101	Lok Hin MA Hong Kong China	20:09	0:42 0:42 12:21 0:39	0:58 0:16 13:48 1:27	1:47 0:49 14:40 0:52	2:19 0:32 17:50 3:10	3:11 0:52 18:26 0:36	3:51 0:40 18:46 0:20	4:01 1:06 19:34 0:48	5:07 1:01 19:54 0:20	6:08 1:01 20:09 0:15	6:48 0:40	7:45 0:57	8:49 1:04	10:27 1:38	
37	103	Douglas SCHMITZ Brazil	23:31	0:46 0:46 15:29 1:03	1:21 0:35 17:13 1:44	2:23 1:02 18:19 1:06	3:10 0:47 21:10 2:51	3:58 0:48 21:34 0:24	4:47 0:49 21:58 0:24	5:01 0:14 22:51 0:53	6:00 0:59 23:16 0:25	6:59 0:59 23:31 0:15	7:41 0:42	8:37 0:56	10:58 2:21	13:35 2:37	
	139	Francesco MARIANI Italy	mp	0:35 0:35 9:35 0:35	0:49 0:14 10:43 1:08	1:30 0:41 11:27 0:44	1:58 0:28 13:45 2:18	2:34 0:36 14:05 0:20	3:02 0:28 ----- 0:49	3:10 0:08 14:54 0:49	4:01 0:51 15:08 0:14	4:53 0:52 15:21 0:13	5:31 0:38	6:26 0:55	7:17 0:51	8:27 1:10	



Medallists

Medal	Name	NOC
GOLD	MICHIELS Yannick	BEL - Belgium
SILVER	KRIVDA Tomas	CZE - Czechia
BRONZE	BUJDOSO Zoltan	HUN - Hungary



ORIENTEERING

Men's Middle Distance



FRI 8 AUG 2025
Start Time: 9:40

Start List

Start Order	Start Number	Start Time	Name	NOC Code	Remarks
1	1	9:41:00	ROHAC Martin	SVK	
2	2	9:43:00	NASCIMENTO Leandro	BRA	
3	3	9:45:00	KONOTOPETZ Damian	CAN	
4	4	9:47:00	AU Joshua Ho Kiu	HKG	
5	5	9:49:00	TITOMERS Endijs	LAT	
6	6	9:51:00	KATO Kento	JPN	
7	7	9:53:00	da SILVA SCHMITZ Douglas	BRA	
8	8	9:55:00	FUTAMATA Shin	JPN	
9	9	9:57:00	PARFIANOWICZ Piotr	POL	
10	10	9:59:00	CARCAS Freddie	GBR	
11	11	10:01:00	LIU Xiaoming	CHN	
12	12	10:03:00	MA Lok Hin	HKG	
13	13	10:05:00	OTRESHKO Illia	UKR	
14	14	10:07:00	HAINES Angus	AUS	
15	15	10:09:00	TANG Jianda	CHN	
16	16	10:11:00	MICHIELS Yannick	BEL	
17	17	10:13:00	LYNCH Joseph	NZL	
18	18	10:15:00	REINER Matthias	AUT	
19	19	10:17:00	REICHENBACH Anselm	GER	
20	20	10:19:00	GLONEK Jakub	CZE	
21	21	10:21:00	BUJDOSO Zoltan	HUN	
22	22	10:23:00	ROJAS JIMENEZ David	ESP	
23	23	10:25:00	GEORGE Alastair	AUS	
24	24	10:27:00	GUSTAFSSON Jonatan	SWE	
25	25	10:29:00	VICH DIAZ-GUERRA Quim	ESP	
26	26	10:31:00	BAILEY Jim	GBR	
27	27	10:33:00	BLUMENSTEIN Bojan	GER	
28	28	10:35:00	MOLLEN August	SWE	
29	29	10:37:00	DEBERTOLIS Mattia	ITA	
30	30	10:39:00	UPITIS Uldis	LAT	
31	31	10:41:00	POLSINI Tino	SUI	
32	32	10:43:00	ROBERTSON Tim	NZL	
33	33	10:45:00	MARIANI Francesco	ITA	
34	34	10:47:00	KRIVDA Tomas	CZE	
35	35	10:49:00	OLEJNIK Michal	POL	
36	36	10:51:00	JONAS Ferenc	HUN	
37	37	10:53:00	AEBERSOLD Fabian	SUI	
38	38	10:55:00	WESTERGARD Vegard Jarvis	CAN	
39	39	10:57:00	RANCAN Riccardo	SUI	
40	40	10:59:00	BONEK Jannis	AUT	



FRI 8 AUG 2025
Start Time: 9:40

Results

Rk	Start No	Name	NOC Code	Time	Time Behind	Remarks
1	39	RANCAN Riccardo	SUI	45:22	+0:00	
2	33	MARIANI Francesco	ITA	47:43	+2:21	
3	38	WESTERGARD Vegard Jarvis	CAN	47:48	+2:26	
4	32	ROBERTSON Tim	NZL	48:09	+2:47	
5	35	OLEJNIK Michal	POL	48:27	+3:05	
6	21	BUJDOSO Zoltan	HUN	52:12	+6:50	
7	24	GUSTAFSSON Jonatan	SWE	52:24	+7:02	
8	16	MICHIELS Yannick	BEL	53:40	+8:18	
9	31	POLSINI Tino	SUI	54:41	+9:19	
10	26	BAILEY Jim	GBR	55:25	+10:03	
11	27	BLUMENSTEIN Bojan	GER	56:13	+10:51	
12	23	GEORGE Alastair	AUS	56:16	+10:54	
13	22	ROJAS JIMENEZ David	ESP	56:31	+11:09	
14	18	REINER Matthias	AUT	57:58	+12:36	
15	17	LYNCH Joseph	NZL	59:33	+14:11	
16	28	MOLLEN August	SWE	59:35	+14:13	
17	30	UPITIS Uldis	LAT	1:00:14	+14:52	
18	15	TANG Jianda	CHN	1:03:07	+17:45	
19	37	AEBERSOLD Fabian	SUI	1:03:11	+17:49	
20	1	ROHAC Martin	SVK	1:03:41	+18:19	
21	7	da SILVA SCHMITZ Douglas	BRA	1:04:49	+19:27	
22	13	OTRESHKO Illia	UKR	1:05:45	+20:23	
23	11	LIU Xiaoming	CHN	1:11:20	+25:58	
24	10	CARCAS Freddie	GBR	1:12:09	+26:47	
25	6	KATO Kento	JPN	1:13:32	+28:10	
26	3	KONOTOPETZ Damian	CAN	1:13:35	+28:13	
27	8	FUTAMATA Shin	JPN	1:17:48	+32:26	
28	12	MA Lok Hin	HKG	1:20:07	+34:45	
	14	HAINES Angus	AUS	DSQ		
	2	NASCIMENTO Leandro	BRA	DNF		
	4	AU Joshua Ho Kiu	HKG	DNF		
	5	TITOMERS Endijs	LAT	DNF		
	9	PARFIANOWICZ Piotr	POL	DNF		
	19	REICHENBACH Anselm	GER	DNF		
	20	GLONEK Jakub	CZE	DNF		
	25	VICH DIAZ-GUERRA Quim	ESP	DNF		
	29	DEBERTOLIS Mattia	ITA	DNF		
	34	KRIVDA Tomas	CZE	DNF		
	36	JONAS Ferenc	HUN	DNF		
	40	BONEK Jannis	AUT	DNF		

Participants				
Entries / NOCs	Finished	DNF	DSQ	DNS
40/21	28	11	1	0

Timing and Results provided by Tissot



Results

LEGEND

DNF	Did Not Finish	DNS	Did Not Start	DSQ	Disqualified
------------	----------------	------------	---------------	------------	--------------

Timing and Results provided by Tissot



Pl	Stno	Name	Time													
Men (40)				6,0 km 180 m			20 C									
				1(31) 15(43)	2(32) 16(45)	3(33) 17(47)	4(50) 18(54)	5(51) 19(49)	6(36) 20(100)	7(52) Finish	8(53)	9(56)	10(57)	11(58)	12(38)	13(40)
1	39	Riccardo RANCAN Switzerland	45:22	2:21 2:21 36:18	3:28 1:07 39:02	5:09 1:41 40:36	6:21 1:12 42:20	10:06 3:45 44:06	14:12 4:06 44:52	15:01 0:49 45:22	16:57 1:56	18:36 1:39	24:42 6:06	27:13 2:31	29:20 2:07	30:39 1:19
2	33	Francesco MARIANI Italy	47:43	2:13 2:13 36:57	3:34 1:21 40:11	6:04 2:30 42:32	7:10 1:06 44:25	10:47 3:37 46:15	15:03 4:16 47:13	15:43 0:40 47:43	17:16 1:33	18:41 1:25	24:40 5:59	27:35 2:55	30:06 2:31	31:24 1:18
3	38	Vegard Jarvis WEST Canada	47:48	1:27 2:32 38:21	3:14 3:37 41:05	2:21 5:42 42:43	1:53 6:40 44:26	1:50 10:24 46:29	0:58 15:30 47:15	0:30 16:07 47:48	17:37 1:30	19:06 1:29	25:33 6:27	28:14 2:41	30:44 2:30	32:25 1:41
4	32	Tim ROBERTSON New Zealand	48:09	1:25 1:57 38:13	2:44 3:12 41:16	1:38 5:27 43:07	1:43 6:22 44:44	2:03 9:46 46:45	0:46 14:12 47:34	0:33 14:51 48:09	16:30 1:39	18:06 1:36	24:49 6:43	27:46 2:57	30:30 2:44	32:01 1:31
5	35	Michal OLEJNIK Poland	48:27	1:35 2:37 37:25	3:03 3:43 40:38	1:51 5:45 42:43	1:37 6:47 44:31	2:01 10:56 46:33	0:49 15:22 47:57	0:35 15:51 48:27	17:15 1:24	19:05 1:50	25:40 6:35	27:58 2:18	29:59 2:01	31:18 1:19
6	21	Zoltan BUJDOSO Hungary	52:12	1:41 1:57 41:08	3:13 4:09 44:23	2:05 6:17 46:43	1:48 7:10 48:13	2:02 10:36 50:34	1:24 14:35 51:42	0:30 15:09 52:12	16:41 1:32	18:35 1:54	25:11 6:36	27:41 2:30	29:52 2:11	31:06 1:14
7	24	Jonatan GUSTAFSSC Sweden	52:24	3:01 2:38 39:48	3:15 3:32 43:10	2:20 5:14 45:32	1:30 6:05 48:09	2:21 10:51 50:52	1:08 14:56 51:55	0:30 15:40 52:24	17:15 1:35	19:36 2:21	26:30 6:54	29:21 2:51	31:45 2:24	33:15 1:30
8	16	Yannick MICHELIS Belgium	53:40	1:33 2:30 40:20	3:22 3:24 44:59	2:22 5:00 47:11	2:37 6:08 49:44	2:43 9:32 52:03	1:03 15:16 53:08	0:29 15:53 53:40	18:23 2:30	20:07 1:44	26:25 6:18	29:57 3:32	32:56 2:59	34:17 1:21
9	31	Tino POLSINI Switzerland	54:41	1:43 1:58 40:05	4:39 3:49 43:39	2:12 5:24 48:35	2:33 6:15 51:15	2:19 9:44 53:11	1:05 15:25 54:02	0:32 16:07 54:41	18:14 2:07	19:41 1:27	25:53 6:12	28:41 2:48	31:24 2:43	32:47 1:23
10	26	Jim BAILEY Great Britain	55:25	2:09 2:20 43:32	3:34 3:19 47:14	4:56 5:30 49:31	2:40 6:32 51:27	1:56 10:05 53:47	0:51 14:24 54:52	0:39 15:05 55:25	16:43 1:38	19:04 2:21	26:45 7:41	30:32 3:47	33:58 3:26	35:36 1:38
11	27	Bojan BLUMENSTEIL Germany	56:13	1:45 2:08 42:00	3:42 3:05 46:12	2:17 4:53 49:54	1:56 5:59 52:25	2:20 9:37 54:46	1:05 14:39 55:38	0:33 15:11 56:13	17:03 1:52	18:28 1:25	25:59 7:31	29:06 3:07	32:35 3:29	34:07 1:32
12	23	Alastair GEORGE Australia	56:16	2:18 2:45 44:02	4:12 3:50 47:19	3:42 7:56 50:29	2:31 9:05 52:32	2:21 13:22 54:40	0:52 17:56 55:40	0:35 18:40 56:16	20:32 1:52	22:12 1:40	29:08 6:56	31:42 2:34	34:27 2:45	36:38 2:11
13	22	David ROJAS Spain	56:31	1:37 2:41 43:52	3:17 3:59 47:12	3:10 6:39 49:39	2:03 7:51 52:11	2:08 12:27 54:49	1:00 17:52 56:00	0:36 18:36 56:31	20:34 1:58	22:18 1:44	29:31 7:13	33:25 3:54	35:48 2:23	37:17 1:29
14	18	Matthias REINER Austria	57:58	1:30 2:24 41:43	3:20 3:53 45:57	2:27 5:44 49:07	2:32 6:40 51:37	2:38 10:35 55:25	1:11 16:37 57:13	0:31 17:08 57:58	18:49 1:41	20:24 1:35	27:46 7:22	30:26 2:40	33:18 2:52	34:54 1:36
15	17	Joseph LYNCH New Zealand	59:33	1:52 2:24 48:07	4:14 5:09 51:37	3:10 7:55 53:56	2:30 8:54 55:46	3:48 13:02 58:14	1:48 18:46 59:02	0:45 19:31 59:33	21:35 2:04	23:20 1:45	32:02 8:42	35:36 3:34	38:15 2:39	39:56 1:41
16	28	August MOLLEN Sweden	59:35	1:50 2:11 45:27	3:30 4:32 49:33	2:19 6:57 52:04	1:50 7:54 54:35	2:28 11:54 58:01	0:48 15:53 58:59	0:31 16:29 59:35	17:59 1:30	19:57 1:58	26:11 6:14	33:02 6:51	35:11 2:09	37:19 2:08
17	30	Uldis UPITIS Latvia	1:00:14	2:59 1:56 46:21	4:06 3:10 50:11	2:31 8:33 52:50	2:31 9:34 56:08	3:26 13:12 58:23	0:58 17:11 59:27	0:36 17:53 1:00:14	19:32 1:39	21:17 1:45	28:40 7:23	32:32 3:52	34:45 2:13	37:00 2:15
18	15	Jianda TANG People's Republic of China	1:03:07	3:54 3:04 49:55	3:50 5:10 53:29	2:39 7:35 56:49	3:18 8:52 58:55	2:15 12:54 1:01:30	1:04 17:46 1:02:42	0:47 18:43 1:03:07	20:28 1:45	22:58 2:30	32:40 9:42	36:37 3:57	39:34 2:57	41:26 1:52
19	37	Fabian AEBERSOLD Switzerland	1:03:11	1:52 2:20 47:10	3:34 4:37 51:40	3:20 6:54 56:16	2:06 7:48 58:50	2:35 11:23 1:01:52	1:12 16:25 1:02:44	0:25 17:19 1:03:11	19:17 1:58	21:11 1:54	28:51 7:40	31:27 2:36	34:34 3:07	36:05 1:31
20	1	Martin ROHAC Slovakia	1:03:41	3:02 2:45 50:07	4:30 4:35 54:02	4:36 6:36 56:24	2:34 7:58 59:46	3:02 12:01 1:02:12	0:52 18:06 1:03:12	0:27 19:13 1:03:41	22:12 2:59	24:44 2:32	32:25 7:41	36:33 4:08	39:44 3:11	42:04 2:20



Pl	Stno	Name	Time													
Men (40)				6,0 km 180 m			20 C		(cont.)							
				1(31) 15(43)	2(32) 16(45)	3(33) 17(47)	4(50) 18(54)	5(51) 19(49)	6(36) 20(100)	7(52) Finish	8(53)	9(56)	10(57)	11(58)	12(38)	13(40)
21	7	Douglas SCHMITZ Brazil	1:04:49	3:36 3:36 48:57	4:55 1:19 53:48	7:34 2:39 57:30	8:50 1:16 59:58	14:23 5:33 1:03:03	19:50 5:27 1:04:16	20:44 0:54 1:04:49	22:26 1:42	24:13 1:47	32:37 8:24	35:32 2:55	38:46 3:14	41:14 2:28
22	13	Illia OTRESHKO Ukraine	1:05:45	1:51 2:44 2:44 48:51	4:51 5:04 2:20 52:19	3:42 7:28 2:24 59:15	2:28 9:02 1:34 1:01:50	3:05 12:58 3:56 1:04:01	1:13 18:24 5:26 1:05:11	0:33 19:11 0:47 1:05:45						
23	11	XiaoMing LIU People's Republic of China	1:11:20	2:45 2:45 55:47	4:29 1:44 59:48	12:19 7:50 1:03:20	13:54 1:35 1:06:38	18:04 4:10 1:09:24	23:12 5:08 1:10:43	24:01 0:49 1:11:20	25:55 1:54	28:02 2:07	36:10 8:08	40:28 4:18	43:15 2:47	45:09 1:54
24	10	Freddie CARCAS Great Britain	1:12:09	3:36 3:27 3:27 54:22	4:01 4:40 1:13 1:01:41	3:32 7:49 3:09 1:04:30	3:18 8:52 1:03 1:07:48	2:46 15:40 6:48 1:10:09	1:19 24:25 8:45 1:11:20	0:37 25:38 1:13 1:12:09						
25	6	Kento KATO Japan	1:13:32	2:30 2:55 56:18	7:19 6:56 4:01 1:02:23	2:49 10:09 3:13 1:05:28	3:18 11:28 1:19 1:09:24	2:21 16:01 4:33 1:11:57	1:11 21:52 5:51 1:13:04	0:49 22:42 0:50 1:13:32						
26	3	Damian KONOTOPEL Canada	1:13:35	2:23 3:13 3:13 56:53	6:05 4:49 1:36 1:02:08	3:05 7:00 2:11 1:05:46	3:56 8:51 1:51 1:08:27	2:33 13:10 4:19 1:11:47	1:07 18:58 5:48 1:12:51	0:28 19:51 0:53 1:13:35						
27	8	Shin FUTAMATA Japan	1:17:48	2:41 2:11 1:02:01	5:15 4:08 1:06:42	3:38 13:51 1:11:07	2:41 16:31 1:13:05	3:20 22:34 1:16:18	1:04 28:27 1:17:13	0:44 29:15 0:48 1:17:48						
28	12	Lok Hin MA Hong Kong China	1:20:07	1:54 2:24 2:24 1:02:03	4:41 4:44 2:20 1:07:25	4:25 9:20 4:36 1:10:52	1:58 12:27 3:07 1:14:40	3:13 17:19 4:52 1:18:05	0:55 23:03 5:44 1:19:20	0:35 24:00 0:57 1:20:07						
	14	Angus HAINES Australia	mp	2:04 2:04 45:17	3:10 1:06 48:13	5:14 2:04 50:15	6:39 1:25 52:16	10:52 4:13 54:19	15:40 4:48 55:11	16:28 0:48 55:39	18:40 2:12	20:12 1:32	27:56 7:44	30:18 2:22	35:22 5:04	37:08 1:46
	19	Anselm REICHENBACH Germany	dnf	8:09 2:00 2:00 -----	2:56 3:05 1:05 -----	2:02 5:24 2:19 -----	2:01 6:45 1:21 -----	2:03 10:44 3:59 -----	0:52 16:14 5:30 36:50	0:28 17:08 0:54 37:30						
	25	Quim VICH DIAZ GUARDIA Spain	dnf	2:42 2:42 -----	3:52 1:10 -----	6:27 2:35 -----	7:24 0:57 -----	11:39 4:15 -----	17:53 6:14 41:02	19:06 1:13 41:51	21:06 2:00	22:42 1:36 16:59	-----	-----	-----	39:59 17:17
	20	Jakub GLONEK Czechia	dnf	2:17 2:17 -----	4:05 1:48 -----	6:12 2:07 -----	8:18 2:06 -----	12:00 3:42 -----	17:20 5:20 45:45	18:16 0:56 46:59	20:10 1:54	21:53 1:43	29:18 7:25	36:55 7:37	-----	43:54 6:59
	4	Joshua Ho Kiu AU Hong Kong China	dnf	2:42 2:42 -----	4:55 2:13 -----	7:21 2:26 -----	8:33 1:12 -----	13:03 4:30 -----	18:02 4:59 -----	18:53 0:51 49:18	20:53 2:00	23:48 2:55	32:37 8:49	37:42 5:05	41:40 3:58	44:30 2:50
	9	Piotr PARFIAŃOWICZ Poland	dnf	4:11 4:11 -----	6:03 1:52 -----	10:13 4:10 -----	11:31 1:18 -----	15:28 3:57 -----	22:43 7:15 52:06	23:41 0:58 53:04	25:24 1:43	28:02 2:38	36:12 8:10	-----	-----	51:08 14:56
	2	Leandro NASCIMENTO Brazil	dnf	3:48 3:48 -----	11:29 7:41 -----	15:19 3:50 -----	16:42 1:23 -----	22:19 5:37 -----	53:32 31:13 1:10:34	54:49 1:17 1:11:15	57:40 2:51	-----	-----	-----	-----	1:09:37 11:57
	40	Jannis BONEK Austria	dnf	2:05 2:05 -----	3:30 1:25 -----	5:31 2:01 -----	6:22 0:51 -----	10:00 3:38 -----	14:25 4:25 -----	15:12 0:47 21:37:02	16:56 1:44	20:23 3:27	-----	-----	-----	34:17 13:54
	29	Mattia DEBERTOLIS Italy	dnf	----- ----- -----	----- ----- -----	----- ----- -----	----- ----- -----	----- ----- -----	----- ----- -----	----- ----- 21:02:45	-----	-----	-----	-----	-----	-----
	36	Ferenc JONAS Hungary	dnf	1:50 1:50 35:12	3:02 1:12 42:58	4:31 1:29 -----	5:22 0:51 -----	9:07 3:45 -----	13:20 4:13 -----	13:48 0:28 -----	15:13 1:25	17:06 1:53	23:29 6:23	25:46 2:17	27:43 1:57	29:07 1:24
	5	Endijs TITOMERS Latvia	dnf	1:29 3:00 3:00 -----	7:46 ----- ----- -----	7:54 ----- 4:54 -----	9:30 ----- 1:36 -----	14:49 ----- 5:19 -----	25:31 ----- 10:42 -----	26:36 ----- 1:05 -----	29:56 ----- 3:20 -----	-----	-----	-----	-----	-----

[illegible]



Medallists

Medal	Name	NOC
GOLD	RANCAN Riccardo	SUI - Switzerland
SILVER	MARIANI Francesco	ITA - Italy
BRONZE	WESTERGARD Vegard Jarvis	CAN - Canada



TWG
2025
CHENGDU



ORIENTEERING

Women's Sprint



SUN 10 AUG 2025
Start Time: 9:30

Start List

Start Order	Start Number	Start Time	Name	NOC Code	Remarks
1	1	9:31:00	OSTETTO Mariana	BRA	
2	2	9:32:00	KEY Milla	AUS	
3	3	9:33:00	DEFEZ CERNICHARO Ana	ESP	
4	4	9:34:00	HIGUCHI Kana	JPN	
5	5	9:35:00	LIN Jo-Shui	TPE	
6	6	9:36:00	YOUNG Caitlin	AUS	
7	7	9:37:00	MAN Wing	HKG	
8	8	9:38:00	MARNET Esther	BRA	
9	9	9:39:00	WIMBERLEY Sarah	RSA	
10	10	9:40:00	GARDONYI Csilla	HUN	
11	11	9:41:00	PRADEL Anna	ITA	
12	12	9:42:00	LUO Qiong	CHN	
13	13	9:43:00	SMELIKOVA Tereza	SVK	
14	14	9:44:00	STEWART Zara	NZL	
15	15	9:45:00	HAO Shuangyan	CHN	
16	16	9:46:00	FRIEDRICHS Birte	GER	
17	17	9:47:00	CHU Ying Yau	HKG	
18	18	9:48:00	SUDOL Hanna Barbara	POL	
19	19	9:49:00	DALLERA Caterina	ITA	
20	20	9:50:00	BABYCH Olena	UKR	
21	21	9:51:00	GROLL Anna	AUT	
22	22	9:52:00	KUZE Elza	LAT	
23	23	9:53:00	KONDO Kaho	JPN	
24	24	9:54:00	EADES Mairi	GBR	
25	25	9:55:00	PANDIS Hannula-Katrin	EST	
26	26	9:56:00	KRALOVA Denisa	CZE	
27	27	9:57:00	BERNACIAK Ewa	POL	
28	28	9:58:00	de SMUL Tille	BEL	
29	29	9:59:00	MUELLER Hanna	GER	
30	30	10:00:00	BROWN Rachel	GBR	
31	31	10:01:00	PRIETO del CAMPO Maria	ESP	
32	32	10:02:00	KASTNER Ylvi	AUT	
33	33	10:03:00	BJESSMO Emma	SWE	
34	34	10:04:00	ROBERTSON Laura	NZL	
35	35	10:05:00	GEMPERLE Natalia	SUI	
36	36	10:06:00	MARAMAROSI Rita	HUN	
37	37	10:07:00	SONESSON Alva	SWE	
38	38	10:08:00	GROSBERGA Sandra	LAT	
39	39	10:09:00	AEBERSOLD Simona	SUI	
40	40	10:10:00	RAUTURIER Tereza	CZE	



SUN 10 AUG 2025
Start Time: 9:30

Results

REVISED
10 AUG 11:52

Rk	Start No	Name	NOC Code	Time	Time Behind	Remarks
1	39	AEBERSOLD Simona	SUI	15:00	+0:00	
2	35	GEMPERLE Natalia	SUI	15:53	+0:53	
3	31	PRIETO del CAMPO Maria	ESP	16:25	+1:25	
4	38	GROSBERGA Sandra	LAT	16:26	+1:26	
5	40	RAUTURIER Tereza	CZE	16:40	+1:40	
6	36	MARAMAROSI Rita	HUN	16:46	+1:46	
7	37	SONESSON Alva	SWE	16:50	+1:50	
8	29	MUELLER Hanna	GER	17:10	+2:10	
9	26	KRALOVA Denisa	CZE	17:38	+2:38	
10	21	GROLL Anna	AUT	17:46	+2:46	
10	28	de SMUL Tille	BEL	17:46	+2:46	
12	18	SUDOL Hanna Barbara	POL	17:49	+2:49	
13	10	GARDONYI Csilla	HUN	18:16	+3:16	
14	33	BJESSMO Emma	SWE	18:17	+3:17	
15	2	KEY Milla	AUS	18:18	+3:18	
16	6	YOUNG Caitlin	AUS	18:20	+3:20	
17	30	BROWN Rachel	GBR	18:32	+3:32	
18	13	SMELIKOVA Tereza	SVK	18:36	+3:36	
19	22	KUZE Elza	LAT	18:37	+3:37	
20	16	FRIEDRICHS Birte	GER	18:38	+3:38	
20	27	BERNACIAK Ewa	POL	18:38	+3:38	
22	25	PANDIS Hannula-Katrin	EST	18:41	+3:41	
23	19	DALLERA Caterina	ITA	18:49	+3:49	
24	34	ROBERTSON Laura	NZL	18:52	+3:52	
25	23	KONDO Kaho	JPN	19:11	+4:11	
26	7	MAN Wing	HKG	19:19	+4:19	
27	1	OSTETTO Mariana	BRA	19:20	+4:20	
28	15	HAO Shuangyan	CHN	19:42	+4:42	
29	11	PRADEL Anna	ITA	19:58	+4:58	
30	17	CHU Ying Yau	HKG	19:59	+4:59	
31	4	HIGUCHI Kana	JPN	20:16	+5:16	
32	12	LUO Qiong	CHN	20:35	+5:35	
33	14	STEWART Zara	NZL	20:36	+5:36	
34	20	BABYCH Olena	UKR	20:49	+5:49	
35	9	WIMBERLEY Sarah	RSA	22:06	+7:06	
36	24	EADES Mairi	GBR	22:11	+7:11	
37	3	DEFEZ CERNICHARO Ana	ESP	22:13	+7:13	
38	8	MARNET Esther	BRA	26:11	+11:11	
39	5	LIN Jo-Shui	TPE	29:50	+14:50	
	32	KASTNER Ylvi	AUT	DSQ		

Participants				
Entries / NOCs	Finished	DNF	DSQ	DNS
40/23	39	0	1	0



Results

REVISED
10 AUG 11:52

LEGEND

DNF Did Not Finish **DNS** Did Not Start **DSQ** Disqualified

REVISED

Bib 32 KASTNER Ylvi Disqualified after finish event.



Pl	Stno	Name	Time													
Women (40)				3,3 km 60 m			19 C									
				1(31) 15(48)	2(32) 16(49)	3(33) 17(50)	4(34) 18(51)	5(38) 19(100)	6(39) Finish	7(40)	8(41)	9(42)	10(43)	11(44)	12(45)	13(46)
1	39	Simona AEBERSOLD Switzerland	15:00	0:40 0:40 13:08	0:52 0:12 13:29	1:33 0:41 13:45	2:04 0:31 14:30	2:49 0:45 14:47	3:44 0:55 15:00	4:19 0:35	5:19 1:00	6:11 0:52	7:28 1:17	7:54 0:26	8:32 0:38	9:47 1:15
2	35	Natalia GEMPERLE Switzerland	15:53	0:38 0:38 13:57	1:00 0:22 14:18	1:44 0:44 14:39	2:16 0:32 15:23	3:11 0:55 15:39	4:12 1:01 15:53	4:50 0:38	5:54 1:04	6:49 0:55	8:19 1:30	8:58 0:39	9:35 0:37	10:43 1:08
3	31	Maria PRIETO Spain	16:25	2:29 0:43 0:43 14:18	0:21 0:59 0:16 14:41	0:21 1:44 0:45 15:05	0:45 2:15 0:31 15:52	0:17 2:54 0:39 16:11	0:13 3:53 0:59 16:25	4:36 0:43	5:36 1:00	6:30 0:54	8:03 1:33	8:39 0:36	9:17 0:38	10:29 1:12
4	38	Sandra GROSBERG/ Latvia	16:26	3:01 0:37 0:37 14:25	0:23 0:51 0:14 14:45	0:24 1:37 0:46 15:06	0:47 2:12 0:35 15:52	0:19 2:58 0:46 16:10	0:14 4:00 1:02 16:26	4:39 0:39	5:43 1:04	6:39 0:56	8:11 1:32	8:43 0:32	9:22 0:39	10:41 1:19
5	40	Tereza RAUTURIER Czechia	16:40	2:54 0:39 0:39 14:39	0:20 0:54 0:15 15:00	0:21 1:44 0:50 15:22	0:46 2:18 0:34 16:11	0:18 3:04 0:46 16:28	0:16 4:08 1:04 16:40	4:55 0:47	5:56 1:01	6:59 1:03	8:30 1:31	9:07 0:37	9:48 0:41	11:04 1:16
6	36	Rita MARAMAROSI Hungary	16:46	2:42 0:39 0:39 13:48	0:21 0:56 0:17 15:06	0:22 1:43 0:47 15:24	0:49 2:17 0:34 16:12	0:17 3:04 0:47 16:31	0:12 4:08 1:04 16:46	4:53 0:45	5:50 0:57	6:46 0:56	8:12 1:26	8:43 0:31	9:20 0:37	10:27 1:07
7	37	Alva SONESSON Sweden	16:50	2:36 0:42 0:42 14:47	1:18 1:08 0:26 15:08	0:18 2:07 0:59 15:31	0:48 2:41 0:34 16:18	0:19 3:25 0:44 16:37	0:15 4:28 1:03 16:50	5:09 0:41	6:10 1:01	7:11 1:01	8:41 1:30	9:19 0:38	10:00 0:41	11:18 1:18
8	29	Hanna MUELLER Germany	17:10	2:41 0:43 0:43 15:04	0:21 1:04 0:21 15:24	0:23 1:55 0:51 15:44	0:47 2:31 0:36 16:35	0:19 3:22 0:51 16:53	0:13 4:33 1:11 17:10	5:19 0:46	6:21 1:02	7:17 0:56	8:40 1:23	9:09 0:29	9:57 0:48	11:16 1:19
9	26	Denisa KRALOVA Czechia	17:38	3:00 0:40 0:40 15:27	0:20 0:56 0:16 15:48	0:20 1:49 0:53 16:10	0:51 2:24 0:35 17:06	0:18 3:09 0:45 17:23	0:17 4:12 1:03 17:38	4:51 0:39	5:58 1:07	7:05 1:07	8:41 1:36	9:17 0:36	9:58 0:41	11:15 1:17
10	28	Tille DE SMUL Belgium	17:46	3:22 0:43 0:43 15:32	0:21 1:06 0:23 15:54	0:22 2:02 0:56 16:15	0:56 3:17 1:15 17:09	0:17 4:03 0:46 17:30	0:15 5:13 1:10 17:46	5:55 0:42	7:03 1:08	8:02 0:59	9:20 1:18	9:56 0:36	10:40 0:44	11:50 1:10
10	21	Anna GROELL Austria	17:46	2:51 0:42 0:42 15:33	0:22 0:56 0:14 15:54	0:21 1:52 0:56 16:14	0:54 2:52 1:00 17:08	0:21 3:41 0:49 17:28	0:16 4:47 1:06 17:46	5:32 0:45	6:30 0:58	7:23 0:53	9:04 1:41	9:42 0:38	10:24 0:42	11:43 1:19
12	18	Hanna SUDOL Poland	17:49	2:58 0:45 0:45 15:46	0:21 1:03 0:18 16:06	0:20 2:00 0:57 16:24	0:54 2:50 0:50 17:14	0:20 3:38 0:48 17:34	0:18 4:40 1:02 17:49	5:31 0:51	6:38 1:07	7:34 0:56	9:00 1:26	9:33 0:33	10:13 0:40	11:46 1:33
13	10	Csilla GARDONYI Hungary	18:16	2:54 0:43 0:43 16:09	0:20 1:02 0:19 16:30	0:18 1:56 0:54 16:49	0:50 2:30 0:34 17:39	0:20 3:15 0:45 17:59	0:15 4:21 1:06 18:16	5:04 0:43	6:15 1:11	7:14 0:59	9:35 2:21	10:10 0:35	10:54 0:44	12:15 1:21
14	33	Emma BJESSMO Sweden	18:17	3:03 0:47 0:47 15:37	0:21 1:04 0:17 16:28	0:19 1:51 0:47 16:54	0:50 3:02 1:11 17:43	0:20 3:50 0:48 18:01	0:17 4:57 1:07 18:17	5:40 0:43	6:42 1:02	7:38 0:56	9:27 1:49	9:57 0:30	10:56 0:59	12:06 1:10
15	2	Milla KEY Australia	18:18	2:44 0:42 0:42 16:10	0:51 1:00 0:18 16:34	0:26 2:28 1:28 16:56	0:49 3:33 1:05 17:43	0:18 4:27 0:54 18:01	0:16 5:32 1:05 18:18	6:15 0:43	7:18 1:03	8:17 0:59	9:55 1:38	10:30 0:35	11:11 0:41	12:26 1:15
16	6	Caitlin YOUNG Australia	18:20	2:57 0:42 0:42 15:57	0:24 0:58 0:16 16:34	0:22 1:56 0:58 16:58	0:47 2:59 1:03 17:45	0:18 3:51 0:52 18:04	0:17 4:55 1:04 18:20	5:35 0:40	6:35 1:00	7:32 0:57	9:04 1:32	10:06 1:02	10:47 0:41	12:14 1:27
17	30	Rachel BROWN Great Britain	18:32	2:52 0:45 0:45 16:14	0:37 1:08 0:23 16:35	0:24 2:00 0:52 16:59	0:47 2:41 0:41 17:55	0:19 3:30 0:49 18:16	0:16 4:38 1:08 18:32	5:17 0:39	6:42 1:25	7:42 1:00	9:12 1:30	9:54 0:42	10:37 0:43	12:10 1:33
18	13	Tereza SMELIKOVA Slovakia	18:36	3:12 0:45 0:45 16:04	0:21 1:00 0:15 16:50	0:24 2:05 1:05 17:12	0:56 3:08 1:03 18:00	0:21 3:57 0:49 18:20	0:16 5:08 1:11 18:36	5:47 0:39	6:49 1:02	7:53 1:04	9:30 1:37	10:06 0:36	10:45 0:39	12:10 1:25
19	22	Elza KUZE Latvia	18:37	3:03 0:48 0:48 16:32	0:46 1:07 0:19 16:56	0:22 2:43 1:36 17:17	0:48 3:18 0:35 18:07	0:20 4:09 0:51 18:23	0:16 5:14 1:05 18:37	5:57 0:43	6:57 1:00	7:56 0:59	9:59 2:03	10:36 0:37	11:24 0:48	12:44 1:20
20	16	Birte FRIEDRICHS Germany	18:38	2:56 0:47 0:47 16:29	0:24 1:11 0:24 16:51	0:21 2:05 0:54 17:11	0:50 2:43 0:38 18:06	0:16 3:36 0:53 18:24	0:14 4:45 1:09 18:38	5:29 0:44	6:36 1:07	7:35 0:59	9:14 1:39	9:54 0:40	10:45 0:51	12:05 1:20
				3:30 0:22	0:20 0:20	0:55 0:20	0:18 0:55	0:14 0:18								



Pl	Sino	Name	Time													
Women (40)				3,3 km 60 m			19 C		(cont.)							
				1(31) 15(48)	2(32) 16(49)	3(33) 17(50)	4(34) 18(51)	5(38) 19(100)	6(39) Finish	7(40)	8(41)	9(42)	10(43)	11(44)	12(45)	13(46)
20	27	Ewa BERNACIAK Poland	18:38	0:45 0:45 16:27	1:04 0:19 16:49	2:09 1:05 17:11	3:11 1:02 18:04	4:00 0:49 18:23	5:09 1:09 18:38	5:55 0:46	7:01 1:06	8:21 1:20	9:59 1:38	10:33 0:34	11:11 0:38	12:39 1:28
22	25	Hannula Katrin PANI Estonia	18:41	2:56 0:43 16:21	0:22 1:10 16:43	0:22 2:03 17:07	0:53 2:38 18:04	0:19 3:24 18:25	0:15 4:36 18:41	5:21 5:21 1:12	6:26 6:26 1:05	7:24 7:24 0:58	9:06 9:06 1:42	9:46 9:46 0:40	10:31 10:31 0:45	11:56 11:56 1:25
23	19	Caterina DALLERA Italy	18:49	3:29 0:43 16:29	0:22 0:59 16:54	0:24 1:48 17:21	0:57 2:23 18:12	0:21 3:12 18:33	0:16 5:08 18:49	5:49 5:49 0:41	6:57 6:57 1:08	7:50 7:50 0:53	9:17 9:17 1:27	10:01 10:01 0:44	10:45 10:45 0:44	12:19 12:19 1:34
24	34	Laura ROBERTSON New Zealand	18:52	3:20 0:40 16:38	0:25 0:57 16:59	0:27 1:43 17:18	0:51 2:21 18:15	0:21 3:10 18:35	0:16 4:18 18:52	5:10 5:10 0:52	6:07 6:07 0:57	7:32 7:32 1:25	10:39 10:39 3:07	11:03 11:03 0:24	11:40 11:40 0:37	13:01 13:01 1:21
25	23	Kaho KONDO Japan	19:11	2:50 0:42 16:59	0:21 1:09 17:22	0:19 1:59 17:43	0:57 2:34 18:36	0:20 3:24 18:56	0:17 4:26 19:11	5:05 5:05 0:39	6:21 6:21 1:16	8:07 8:07 1:46	9:30 9:30 1:23	10:18 10:18 0:48	11:34 11:34 1:16	13:08 13:08 1:34
26	7	Wing MAN Hong Kong China	19:19	3:01 0:45 16:56	0:23 1:10 17:22	0:21 2:01 17:44	0:53 2:44 18:39	0:20 3:37 19:04	0:15 4:44 19:19	5:39 5:39 0:55	7:07 7:07 1:28	8:11 8:11 1:04	9:55 9:55 1:44	10:28 10:28 0:33	11:20 11:20 0:52	12:59 12:59 1:39
27	1	Mariana OSTETTO Brazil	19:20	3:05 0:51 17:12	0:26 1:38 17:36	0:22 3:34 17:58	0:55 4:39 18:47	0:25 5:30 19:05	0:15 6:37 19:20	7:17 7:17 0:40	8:19 8:19 1:02	9:18 9:18 0:59	10:56 10:56 1:38	11:31 11:31 0:35	12:12 12:12 0:41	13:27 13:27 1:15
28	15	Shuangyan HAO People's Republic of China	19:42	2:57 0:40 17:16	0:24 0:54 17:36	0:22 2:41 18:18	0:49 3:53 19:09	0:18 4:44 19:26	0:15 5:47 19:42	6:29 6:29 0:42	7:33 7:33 1:04	8:33 8:33 1:00	10:21 10:21 1:48	10:55 10:55 0:34	11:37 11:37 0:42	13:07 13:07 1:30
29	11	Anna PRADEL Italy	19:58	3:24 0:42 17:31	0:20 0:56 17:53	0:42 1:43 18:14	0:51 2:16 19:15	0:17 3:04 19:40	0:16 4:21 19:58	5:05 5:05 0:44	6:21 6:21 1:16	7:30 7:30 1:09	9:54 9:54 2:24	10:56 10:56 1:02	11:39 11:39 0:43	13:20 13:20 1:41
30	17	Ying Yau CHU Hong Kong China	19:59	3:19 0:47 17:25	0:22 1:06 17:54	0:21 2:12 18:22	1:01 2:55 19:22	0:25 3:50 19:41	0:18 5:09 19:59	5:58 5:58 0:49	7:00 7:00 1:02	8:06 8:06 1:06	9:48 9:48 1:42	10:21 10:21 0:33	11:12 11:12 0:51	12:40 12:40 1:28
31	4	Kana HIGUCHI Japan	20:16	3:39 0:46 17:34	0:29 1:08 18:10	0:28 2:02 18:43	1:00 2:38 19:40	0:19 3:34 19:59	0:18 4:49 20:16	5:46 5:46 0:57	6:57 6:57 1:11	8:05 8:05 1:08	9:50 9:50 1:45	10:40 10:40 0:50	11:24 11:24 0:44	13:24 13:24 2:00
32	12	Qiong LUO People's Republic of China	20:35	3:14 0:52 18:28	0:36 1:09 18:51	0:33 2:18 19:12	0:57 3:26 20:01	0:19 4:10 20:20	0:17 5:20 20:35	5:17 6:09 0:49	6:21 7:54 1:45	7:30 8:52 0:58	9:54 10:32 1:40	10:56 11:18 0:46	11:39 12:07 0:49	13:20 14:09 2:02
33	14	Zara STEWART New Zealand	20:36	3:27 0:44 18:31	0:23 1:20 18:55	0:21 2:12 19:13	0:49 2:48 20:05	0:19 3:47 20:22	0:15 4:56 20:36	5:39 5:39 0:43	6:49 6:49 1:10	7:59 7:59 1:10	10:57 10:57 2:58	11:57 11:57 1:00	12:41 12:41 0:44	14:09 14:09 1:28
34	20	Olena BABYCH Ukraine	20:49	3:14 0:54 18:41	0:24 1:20 19:03	0:18 2:37 19:23	0:52 4:32 20:13	0:17 5:25 20:34	0:14 6:35 20:49	5:17 7:26 0:51	6:21 8:33 1:07	7:30 9:51 1:18	9:54 11:24 1:33	10:56 11:56 0:32	12:46 12:46 0:50	14:10 14:10 1:24
35	9	Sarah WIMBERLEY South Africa	22:06	3:19 0:54 19:27	0:22 1:16 19:52	0:20 2:14 20:16	0:50 2:54 21:21	0:21 3:50 21:46	0:15 5:19 22:06	6:06 6:06 0:47	7:23 7:23 1:17	8:42 8:42 1:19	10:38 10:38 1:56	11:23 11:23 0:45	12:17 12:17 0:54	13:52 13:52 1:35
36	24	Mairi EADES Great Britain	22:11	3:35 0:44 19:23	0:25 1:08 19:45	0:24 2:08 20:47	1:05 2:42 21:34	0:25 3:28 21:56	0:20 4:40 22:11	5:28 5:28 0:48	6:38 6:38 1:10	11:02 11:02 4:24	12:39 12:39 1:37	13:20 13:20 0:41	14:00 14:00 0:40	15:33 15:33 1:33
37	3	Ana DEFEZ CERNICI Spain	22:13	2:55 0:47 19:55	0:22 1:06 20:20	1:02 2:18 20:43	0:47 2:56 21:37	0:22 3:39 21:56	0:15 4:57 22:13	5:40 5:40 0:43	7:01 7:01 1:21	8:06 8:06 1:05	10:05 10:05 1:59	10:41 10:41 0:36	11:25 11:25 0:44	13:05 13:05 1:40
38	8	Esther MARNET Brazil	26:11	6:00 0:59 22:50	0:25 1:30 23:57	0:23 3:18 24:26	0:54 4:11 25:26	0:19 5:05 25:53	0:17 6:35 26:11	7:33 7:33 0:58	8:46 8:46 1:13	10:34 10:34 1:48	13:24 13:24 2:50	14:12 14:12 0:48	15:09 15:09 0:57	17:51 17:51 2:42
39	5	Joshui LIN Chinese Taipei	29:50	3:52 1:05 27:33	1:07 2:35 27:56	0:29 8:58 28:18	1:00 10:09 29:13	0:27 11:08 29:35	0:18 12:21 29:50	17:12 13:20 0:59	*44 14:54 1:34	15:54 15:54 1:00	18:19 18:19 2:25	19:04 19:04 0:45	19:52 19:52 0:48	22:49 22:49 2:57



Pl	Stno	Name	Time													
Women (40)				3,3 km 60 m			19 C		<i>(cont.)</i>							
				1(31) 15(48)	2(32) 16(49)	3(33) 17(50)	4(34) 18(51)	5(38) 19(100)	6(39) Finish	7(40)	8(41)	9(42)	10(43)	11(44)	12(45)	13(46)
32	Ylvi	KASTNER	disq	0:49	1:01	1:47	2:18	2:57	3:58	4:35	5:36	6:30	7:50	9:36	10:23	11:40
				0:49	0:12	0:46	0:31	0:39	1:01	0:37	1:01	0:54	1:20	1:46	0:47	1:17
				15:48	16:09	16:30	17:28	17:48	18:03							
				3:18	0:21	0:21	0:58	0:20	0:15							



Medallists

Medal	Name	NOC
GOLD	AEBERSOLD Simona	SUI - Switzerland
SILVER	GEMPERLE Natalia	SUI - Switzerland
BRONZE	PRIETO del CAMPO Maria	ESP - Spain



TWG
2025
CHENGDU



ORIENTEERING

Women's Middle Distance



FRI 8 AUG 2025
Start Time: 10:20

Start List

Start Order	Start Number	Start Time	Name	NOC Code	Remarks
1	101	10:20:00	WIMBERLEY Sarah	RSA	
2	102	10:22:00	OSTETTO Mariana	BRA	
3	103	10:24:00	HIGUCHI Kana	JPN	
4	104	10:26:00	DALLERA Caterina	ITA	
5	105	10:28:00	LIN Jo-Shui	TPE	
6	106	10:30:00	MAN Wing	HKG	
7	107	10:32:00	PANDIS Hannula-Katrin	EST	
8	108	10:34:00	MARNET Esther	BRA	
9	109	10:36:00	DEFEZ CERNICHARO Ana	ESP	
10	110	10:38:00	KONDO Kaho	JPN	
11	111	10:40:00	STEWART Zara	NZL	
12	112	10:42:00	HAO Shuangyan	CHN	
13	113	10:44:00	EADES Mairi	GBR	
14	114	10:46:00	KEY Milla	AUS	
15	115	10:48:00	LUO Qiong	CHN	
16	116	10:50:00	GROLL Anna	AUT	
17	117	10:52:00	BJESSMO Emma	SWE	
18	118	10:54:00	de SMUL Tille	BEL	
19	119	10:56:00	BABYCH Olena	UKR	
20	120	10:58:00	PRIETO del CAMPO Maria	ESP	
21	121	11:00:00	ROBERTSON Laura	NZL	
22	122	11:02:00	SUDOL Hanna Barbara	POL	
23	123	11:04:00	BROWN Rachel	GBR	
24	124	11:06:00	KASTNER Ylvi	AUT	
25	125	11:08:00	MUELLER Hanna	GER	
26	126	11:10:00	YOUNG Caitlin	AUS	
27	127	11:12:00	PRADEL Anna	ITA	
28	128	11:14:00	BERNACIAK Ewa	POL	
29	129	11:16:00	CHU Ying Yau	HKG	
30	130	11:18:00	FRIEDRICHS Birte	GER	
31	131	11:20:00	MARAMAROSI Rita	HUN	
32	132	11:22:00	RAUTURIER Tereza	CZE	
33	133	11:24:00	KUZE Elza	LAT	
34	134	11:26:00	SONESSON Alva	SWE	
35	135	11:28:00	KRALOVA Denisa	CZE	
36	136	11:30:00	GEMPERLE Natalia	SUI	
37	137	11:32:00	GARDONYI Csilla	HUN	
38	138	11:34:00	GROSBERGA Sandra	LAT	
39	139	11:36:00	SMELIKOVA Tereza	SVK	
40	140	11:38:00	AEBERSOLD Simona	SUI	



FRI 8 AUG 2025
Start Time: 10:20

Results

Rk	Start No	Name	NOC Code	Time	Time Behind	Remarks
1	140	AEBERSOLD Simona	SUI	40:08	+0:00	
2	139	SMELIKOVA Tereza	SVK	43:52	+3:44	
3	134	SONESSON Alva	SWE	46:26	+6:18	
4	132	RAUTURIER Tereza	CZE	47:26	+7:18	
5	117	BJESSMO Emma	SWE	47:50	+7:42	
6	131	MARAMAROSI Rita	HUN	48:22	+8:14	
7	125	MUELLER Hanna	GER	49:37	+9:29	
8	136	GEMPERLE Natalia	SUI	49:51	+9:43	
9	133	KUZE Elza	LAT	51:27	+11:19	
10	130	FRIEDRICHS Birte	GER	51:42	+11:34	
11	138	GROBERGA Sandra	LAT	52:26	+12:18	
12	120	PRIETO del CAMPO Maria	ESP	54:05	+13:57	
13	122	SUDOL Hanna Barbara	POL	54:16	+14:08	
14	128	BERNACIAK Ewa	POL	54:33	+14:25	
15	114	KEY Milla	AUS	55:04	+14:56	
16	119	BABYCH Olena	UKR	55:14	+15:06	
17	115	LUO Qiong	CHN	56:17	+16:09	
18	118	de SMUL Tille	BEL	58:09	+18:01	
19	121	ROBERTSON Laura	NZL	58:31	+18:23	
20	127	PRADEL Anna	ITA	58:48	+18:40	
21	126	YOUNG Caitlin	AUS	59:58	+19:50	
22	112	HAO Shuangyan	CHN	1:01:04	+20:56	
23	129	CHU Ying Yau	HKG	1:02:05	+21:57	
24	110	KONDO Kaho	JPN	1:05:33	+25:25	
25	113	EADES Mairi	GBR	1:06:39	+26:31	
26	103	HIGUCHI Kana	JPN	1:08:24	+28:16	
27	107	PANDIS Hannula-Katrin	EST	1:09:26	+29:18	
28	104	DALLERA Caterina	ITA	1:09:57	+29:49	
29	101	WIMBERLEY Sarah	RSA	1:11:06	+30:58	
30	109	DEFEZ CERNICCHARO Ana	ESP	1:11:45	+31:37	
31	102	OSTETTO Mariana	BRA	1:13:59	+33:51	
32	111	STEWART Zara	NZL	1:15:47	+35:39	
33	106	MAN Wing	HKG	1:16:19	+36:11	
34	108	MARNET Esther	BRA	1:20:48	+40:40	
35	105	LIN Jo-Shui	TPE	1:37:53	+57:45	
	123	BROWN Rachel	GBR	DNF		
	135	KRALOVA Denisa	CZE	DNF		
	137	GARDONYI Csilla	HUN	DNF		
	116	GROLL Anna	AUT	DNS		
	124	KASTNER Yivi	AUT	DNS		

Participants				
Entries / NOCs	Finished	DNF	DSQ	DNS
40/23	35	3	0	2

Timing and Results provided by Tissot



FRI 8 AUG 2025
Start Time: 10:20

Results

LEGEND			
DNF	Did Not Finish	DNS	Did Not Start
		DSQ	Disqualified



Pl	Stno	Name	Time													
Women (38)				5,1 km 130 m			20 C									
				1(31) 15(45)	2(55) 16(46)	3(33) 17(47)	4(34) 18(48)	5(35) 19(49)	6(36) 20(100)	7(37) Finish	8(38)	9(39)	10(40)	11(41)	12(42)	13(43)
1	140	Simona AEBERSOLD Switzerland	40:08	2:48 2:48 32:34 0:51	3:15 0:27 33:58 1:24	5:47 2:32 35:34 1:36	10:39 4:52 36:59 1:25	14:17 3:38 38:32 1:33	15:26 1:09 39:35 1:03	20:36 5:10 40:08 0:33	22:34 1:58	23:37 1:03	24:33 0:56	26:53 2:20	28:55 2:02	29:34 0:39
2	139	Tereza SMELIKOVA Slovakia	43:52	2:49 2:49 35:57 1:58	3:17 0:28 37:30 1:33	5:49 2:32 38:35 1:05	10:08 4:19 40:42 2:07	14:06 3:58 42:35 1:53	15:22 1:16 43:21 0:46	21:33 6:11 43:52 0:31	23:41 2:08	24:38 0:57	25:42 1:04	28:20 2:38	30:54 2:34	31:37 0:43
3	134	Alva SONESSON Sweden	46:26	2:35 2:35 37:44 1:04	3:27 0:52 39:31 1:47	7:18 3:51 40:48 1:17	11:58 4:40 42:48 2:00	15:58 4:00 44:45 1:57	17:25 1:27 45:57 1:12	22:31 5:06 46:26 0:29	24:46 2:15	25:40 0:54	26:50 1:10	29:25 2:35	31:58 2:33	34:27 2:29
4	132	Tereza RAUTURIER Czechia	47:26	2:24 2:24 39:22 1:01	2:58 0:34 40:54 1:32	6:59 4:01 42:02 1:08	12:24 5:25 44:06 2:04	16:50 4:26 45:59 1:53	18:21 1:31 46:58 0:59	24:04 5:43 47:26 0:28	26:52 2:48	27:51 0:59	29:19 1:28	32:42 3:23	35:07 2:25	35:54 0:47
5	117	Emma BJESSMO Sweden	47:50	2:25 2:25 38:53 1:07	2:54 0:29 40:25 1:32	6:51 3:57 42:02 1:37	11:50 4:59 44:14 2:12	16:15 4:25 46:19 2:05	18:09 1:54 47:17 0:58	23:49 5:40 47:50 0:33	26:10 2:21	27:28 1:18	28:50 1:22	31:45 2:55	34:17 2:32	35:06 0:49
6	131	Rita MARAMAROSI Hungary	48:22	2:36 2:36 38:41 1:01	3:09 0:33 40:23 1:42	6:39 3:30 42:02 1:39	10:54 4:15 44:06 2:04	14:36 3:42 46:44 2:38	16:28 1:52 47:48 1:04	22:02 5:34 48:22 0:34	24:07 2:05	25:36 1:29	27:18 1:42	31:18 4:00	33:44 2:26	34:27 0:43
7	125	Hanna MUELLER Germany	49:37	2:43 2:43 39:50 1:21	3:30 0:47 41:27 1:37	6:51 3:21 44:12 2:45	11:53 5:02 46:14 2:02	16:23 4:30 48:03 1:49	18:30 2:07 49:00 0:57	24:31 6:01 49:37 0:37	26:49 2:18	27:39 0:50	28:54 1:15	32:19 3:25	34:59 2:40	35:52 0:53
8	136	Natalia GEMPERLE Switzerland	49:51	2:28 2:28 35:26 1:10	3:00 0:32 36:47 1:21	5:56 2:56 37:46 0:59	10:44 4:48 46:47 9:01	16:13 5:29 48:38 1:51	17:32 1:19 49:22 0:44	22:31 4:59 49:51 0:29	24:33 2:02	25:24 0:51	26:27 1:03	29:02 2:35	31:21 2:19	32:08 0:47
9	133	Elza KUZE Latvia	51:27	3:05 3:05 40:41 1:00	3:35 0:30 42:20 1:39	9:04 5:29 43:36 1:16	14:02 4:58 47:27 3:51	18:10 4:08 49:47 2:20	19:53 1:43 50:46 0:59	25:42 5:49 51:27 0:41	28:09 2:27	28:59 0:50	30:13 1:14	33:23 3:10	35:47 2:24	36:40 0:53
10	130	Birte FRIEDRICHS Germany	51:42	2:55 2:55 42:23 1:16	3:36 0:41 44:09 1:46	6:19 2:43 45:33 1:24	11:51 5:32 48:09 2:36	17:06 5:15 50:10 2:01	18:43 1:37 51:10 1:00	25:30 6:47 51:42 0:32	27:59 2:29	29:03 1:04	30:30 1:27	34:04 3:34	37:07 3:03	38:10 1:03
11	138	Sandra GROSBERG/ Latvia	52:26	2:59 2:59 43:48 1:00	3:29 0:30 45:11 1:23	6:04 2:35 46:28 1:17	11:16 5:12 48:40 2:12	15:22 4:06 50:44 2:04	17:02 1:40 51:48 1:04	24:49 7:47 52:26 0:38	27:32 2:43	29:57 2:25	31:10 1:13	34:56 3:46	38:01 3:05	39:51 1:50
12	120	Maria PRIETO Spain	54:05	2:59 2:59 42:39 1:07	5:03 2:04 44:18 1:39	8:16 3:13 46:30 2:12	13:34 5:18 50:05 3:35	18:03 4:29 52:31 2:26	20:52 2:49 53:30 0:59	27:16 6:24 54:05 0:35	29:42 2:26	30:49 1:07	32:12 1:23	35:16 3:04	37:56 2:40	38:52 0:56
13	122	Hanna SUDOL Poland	54:16	2:16 2:16 40:45 1:11	2:47 0:31 42:14 1:29	5:39 2:52 43:19 1:05	11:05 5:26 49:02 5:43	15:39 4:34 51:00 1:58	17:16 1:37 53:42 2:42	25:18 8:02 54:16 0:34	27:32 2:14	28:32 1:00	29:48 1:16	33:17 3:29	35:53 2:36	36:45 0:52
14	128	Ewa BERNACIAK Poland	54:33	3:18 3:18 45:24 1:14	4:06 0:48 47:03 1:39	7:15 3:09 48:30 1:27	13:02 5:47 50:22 1:52	18:08 5:06 52:41 2:19	19:39 1:31 53:54 1:13	26:44 7:05 54:33 0:39	29:18 2:34	30:39 1:21	32:06 1:27	36:12 4:06	39:23 3:11	40:26 1:03
15	114	Milla KEY Australia	55:04	4:29 4:29 44:10 1:39	5:07 0:38 45:47 1:37	7:35 2:28 47:36 1:49	12:11 4:36 50:36 3:00	16:51 4:40 53:16 2:40	18:42 1:51 54:28 1:12	26:36 7:54 55:04 0:36	29:26 2:50	30:19 0:53	31:35 1:16	35:19 3:44	38:10 2:51	39:24 1:14
16	119	Olena BABYCH Ukraine	55:14	4:11 4:11 44:41 2:23	4:58 0:47 46:20 1:39	8:04 3:06 48:26 2:06	13:10 5:06 51:43 3:17	17:42 4:32 53:42 1:59	19:20 1:38 54:42 1:00	27:16 7:56 55:14 0:32	29:48 2:32	30:51 1:03	32:08 1:17	35:11 3:03	37:50 2:39	39:03 1:13
17	115	Qiong LUO People's Republic of	56:17	3:38 3:38 46:14 1:09	4:10 0:32 48:11 1:57	7:39 3:29 49:47 1:36	14:17 6:38 52:17 2:30	19:26 5:09 54:48 2:31	21:30 2:04 55:45 0:57	27:53 6:23 56:17 0:32	30:56 3:03	32:13 1:17	34:41 2:28	38:04 3:23	41:18 3:14	42:10 0:52
18	118	Tille DE SMUL Belgium	58:09	3:19 3:19 47:35 1:11	4:00 0:41 49:14 1:39	8:10 4:10 51:23 2:09	13:56 5:46 54:03 2:40	19:37 5:41 56:09 2:06	21:26 1:49 57:29 1:20	27:42 6:16 58:09 0:40	30:14 2:32	31:12 0:58	32:28 1:16	35:34 3:06	39:32 3:58	43:12 3:40
19	121	Laura ROBERTSON New Zealand	58:31	2:33 2:33 46:38 1:24	3:12 0:39 48:56 2:18	6:20 3:08 51:18 2:22	11:41 5:21 54:18 3:00	16:47 5:06 56:20 2:02	18:47 2:00 57:48 1:28	25:29 6:42 58:31 0:43	28:12 2:43	32:09 3:57	34:24 2:15	38:10 3:46	41:01 2:51	42:00 0:59
20	127	Anna PRADEL Italy	58:48	2:37 2:37 48:24 1:25	3:49 1:12 50:09 1:45	7:12 3:23 51:29 1:20	14:18 7:06 54:12 2:43	19:13 4:55 56:40 2:28	22:27 3:14 58:06 1:26	29:43 7:16 58:48 0:42	34:11 4:28	35:13 1:02	36:33 1:20	39:52 3:19	43:01 3:09	44:14 1:13



Pl	Stno	Name	Time													
Women (38)				5,1 km 130 m			20 C		(cont.)							
				1(31) 15(45)	2(55) 16(46)	3(33) 17(47)	4(34) 18(48)	5(35) 19(49)	6(36) 20(100)	7(37) Finish	8(38)	9(39)	10(40)	11(41)	12(42)	13(43)
21	126	Caitlin YOUNG Australia	59:58	2:31 2:31 49:12	3:16 0:45 51:00	5:51 2:35 52:37	10:26 4:35 54:26	16:20 5:54 58:15	19:42 3:22 59:14	29:12 9:30 59:58	33:07 3:55	34:18 1:11	35:39 1:21	39:20 3:41	42:39 3:19	43:58 1:19
22	112	Shuangyan HAO People's Republic of China	1:01:04	1:08 2:45 2:45 47:01	1:48 3:54 1:09 49:45	1:37 6:38 2:44 52:14	1:49 11:21 4:43 55:03	3:49 15:51 4:30 58:56	0:59 17:34 1:43 1:00:21	0:44 24:14 6:40 1:01:04						
23	129	Ying Yau CHU Hong Kong China	1:02:05	1:28 2:58 2:58 51:11	2:44 5:02 2:04 53:11	2:29 8:05 3:03 54:40	2:49 13:09 5:04 57:33	3:53 18:48 5:39 1:00:05	1:25 21:51 3:03 1:01:26	0:43 30:26 8:35 1:02:05						
24	110	Kaho KONDO Japan	1:05:33	1:27 2:55 2:55 50:51	2:00 3:38 0:43 53:35	1:29 7:53 4:15 58:28	2:53 13:30 5:37 1:00:43	2:32 18:18 4:48 1:03:42	1:21 19:59 1:41 1:04:53	0:39 28:17 8:18 1:05:33						
25	113	Mairi EADES Great Britain	1:06:39	1:09 3:13 3:13 51:00	2:44 3:49 0:36 54:43	4:53 9:36 5:47 57:03	2:15 16:28 6:52 1:00:33	2:59 20:58 4:30 1:04:49	1:11 23:15 2:17 1:06:05	0:40 31:09 7:54 1:06:39						
26	103	Kana HIGUCHI Japan	1:08:24	1:48 2:56 2:56 56:08	3:43 4:03 1:07 58:56	2:20 8:13 4:10 1:00:42	3:30 13:43 5:30 1:03:29	4:16 19:29 5:46 1:06:17	1:16 21:12 1:43 1:07:44	0:34 29:45 8:33 1:08:24						
27	107	Hannula Katrin PANI Estonia	1:09:26	1:34 3:18 3:18 51:33	2:48 4:00 0:42 53:23	1:46 7:48 3:48 55:43	2:47 13:08 5:20 1:02:22	2:48 18:15 5:07 1:05:01	1:27 19:54 1:39 1:08:41	0:40 30:53 10:59 1:09:26						
28	104	Caterina DALLERA Italy	1:09:57	1:49 4:16 4:16 58:37	1:50 5:12 0:56 1:01:02	2:20 11:36 6:24 1:02:53	6:39 17:57 6:21 1:05:32	2:39 23:11 5:14 1:07:53	3:40 25:51 2:40 1:09:24	0:45 36:49 10:58 1:09:57						
29	101	Sarah WIMBERLEY South Africa	1:11:06	2:50 3:07 3:07 57:52	2:25 4:10 1:03 1:01:01	1:51 7:50 3:40 1:02:54	2:39 17:27 9:37 1:06:51	2:21 23:35 6:08 1:09:15	1:31 25:46 2:11 1:10:25	0:33 33:34 7:48 1:11:06						
30	109	Ana DEFEZ CERNICI Spain	1:11:45	1:18 3:11 3:11 55:03	3:09 4:42 1:31 58:10	1:53 8:35 3:53 1:00:24	3:57 13:48 5:13 1:05:33	2:24 19:07 5:19 1:09:28	1:10 21:10 2:03 1:11:02	0:41 28:15 7:05 1:11:45						
31	102	Mariana OSTETTO Brazil	1:13:59	1:20 8:43 8:43 1:02:38	3:07 9:31 0:48 1:05:05	2:14 15:32 6:01 1:06:48	5:09 21:58 6:26 1:09:36	3:55 27:17 5:19 1:11:56	1:34 29:47 2:30 1:13:25	0:43 40:51 11:04 1:13:59						
32	111	Zara STEWART New Zealand	1:15:47	2:48 3:53 3:53 1:01:41	2:27 4:35 0:42 1:05:41	1:43 10:14 5:39 1:07:13	2:48 18:13 7:59 1:10:20	2:20 23:32 5:19 1:13:32	1:29 25:43 2:11 1:15:16	0:34 39:28 13:45 1:15:47						
33	106	Wing MAN Hong Kong China	1:16:19	1:21 3:00 3:00 1:03:46	4:00 4:09 1:09 1:06:37	1:32 11:30 7:21 1:08:54	3:07 20:17 8:47 1:12:10	3:12 26:27 6:10 1:14:22	1:44 32:10 5:43 1:15:44	0:31 40:51 8:41 1:16:19						
34	108	Esther MARNET Brazil	1:20:48	2:01 4:15 4:15 1:04:45	2:51 5:03 0:48 1:08:40	2:17 8:47 3:44 1:11:09	3:16 19:59 11:12 1:14:08	2:12 26:02 6:03 1:16:58	1:22 28:05 2:03 1:20:08	0:35 36:14 8:09 1:20:48						
35	105	Joshui LIN Chinese Taipei	1:37:53	1:49 3:35 3:35 1:19:17	3:55 4:35 1:00 1:22:17	2:29 18:46 14:11 1:27:38	2:59 25:37 6:51 1:32:07	2:50 33:05 7:28 1:36:00	3:10 37:35 4:30 1:37:12	0:40 52:03 14:28 1:37:53						
				5:54 3:00 5:21	3:00 4:35 5:21	5:21 2:38 5:21	4:29 5:08 4:29	3:53 4:35 3:53	1:12 1:32 1:12	0:41 6:13 0:41						
	135	Denisa KRALOVA Czechia	mp	2:20 2:20 37:50	2:58 0:38 39:47	5:18 2:20 42:09	10:30 5:12 48:19	16:07 5:37 -----	18:15 2:08 -----	24:34 6:19 -----	26:37 2:03	27:21 0:44	28:29 1:08	31:04 2:35	33:25 2:21	34:10 0:45
	137	Csilla GARDONYI Hungary	dnf	0:57 2:24 2:24 -----	1:57 2:59 0:35 -----	2:22 5:37 2:38 -----	6:10 10:45 5:08 -----	----- 15:20 4:35 -----	----- 16:52 1:32 -----	----- 23:05 6:13 0:00						
	123	Rachel BROWN Great Britain	dnf	4:06 4:06 -----	4:49 0:43 -----	11:16 6:27 -----	17:07 5:51 -----	22:13 5:06 -----	25:31 3:18 -----	----- ----- -----						
												24:15 *52				



Medallists

Medal	Name	NOC
GOLD	AEBERSOLD Simona	SUI - Switzerland
SILVER	SMELIKOVA Tereza	SVK - Slovakia
BRONZE	SONESSON Alva	SWE - Sweden



TWG
2025
CHENGDU



ORIENTEERING

Mixed Sprint Relay



MON 11 AUG 2025
Start Time: 10:10

Start List

Start Number	Team / Name	Remarks
1	SWE - Sweden	
1 - 1	BJESSMO Emma	
1 - 2	GUSTAFSSON Jonatan	
1 - 3	MOLLEN August	
1 - 4	SONESSON Alva	
2	SUI - Switzerland	
2 - 1	GEMPERLE Natalia	
2 - 2	RANCAN Riccardo	
2 - 3	POLSINI Tino	
2 - 4	AEBERSOLD Simona	
3	CZE - Czechia	
3 - 1	KRALOVA Denisa	
3 - 2	GLONEK Jakub	
3 - 3	KRIVDA Tomas	
3 - 4	RAUTURIER Tereza	
4	GBR - Great Britain	
4 - 1	EADES Mairi	
4 - 2	BAILEY Jim	
4 - 3	CARCAS Freddie	
4 - 4	BROWN Rachel	
5	HUN - Hungary	
5 - 1	GARDONYI Csilla	
5 - 2	BUJDOSO Zoltan	
5 - 3	JONAS Ferenc	
5 - 4	MARAMAROSI Rita	
6	GER - Germany	
6 - 1	MUELLER Hanna	
6 - 2	REICHENBACH Anselm	
6 - 3	BLUMENSTEIN Bojan	
6 - 4	FRIEDRICHS Birte	
7	NZL - New Zealand	
7 - 1	ROBERTSON Laura	
7 - 2	ROBERTSON Tim	
7 - 3	LYNCH Joseph	
7 - 4	STEWART Zara	



MON 11 AUG 2025
Start Time: 10:10

Start List

Start Number	Team / Name	Remarks
8	ITA - Italy	
8 - 1	PRADEL Anna	
8 - 2	DEBERTOLIS Mattia	
8 - 3	MARIANI Francesco	
8 - 4	DALLERA Caterina	
9	AUS - Australia	
9 - 1	KEY Milla	
9 - 2	HAINES Angus	
9 - 3	GEORGE Alastair	
9 - 4	YOUNG Caitlin	
10	ESP - Spain	
10 - 1	PRIETO del CAMPO Maria	
10 - 2	ROJAS JIMENEZ David	
10 - 3	VICH DIAZ-GUERRA Quim	
10 - 4	DEFEZ CERNICHARO Ana	
11	LAT - Latvia	
11 - 1	KUZE Elza	
11 - 2	UPITIS Uldis	
11 - 3	TITOMERS Endijs	
11 - 4	GROSBERGA Sandra	
12	AUT - Austria	
12 - 1	GROLL Anna	
12 - 2	BONEK Jannis	
12 - 3	REINER Matthias	
12 - 4	KASTNER Ylvi	
13	POL - Poland	
13 - 1	BERNACIAK Ewa	
13 - 2	PARFIANOWICZ Piotr	
13 - 3	OLEJNIK Michal	
13 - 4	SUDOL Hanna Barbara	
14	JPN - Japan	
14 - 1	KONDO Kaho	
14 - 2	FUTAMATA Shin	
14 - 3	KATO Kento	
14 - 4	HIGUCHI Kana	



MON 11 AUG 2025
Start Time: 10:10

Start List

Start Number	Team / Name	Remarks
15	HKG - Hong Kong China	
15 - 1	MAN Wing	
15 - 2	AU Joshua Ho Kiu	
15 - 3	MA Lok Hin	
15 - 4	CHU Ying Yau	
16	BRA - Brazil	
16 - 1	OSTETTO Mariana	
16 - 2	NASCIMENTO Leandro	
16 - 3	da SILVA SCHMITZ Douglas	
16 - 4	MARNET Esther	
17	CHN - People'S Republic Of China	
17 - 1	HAO Shuangyan	
17 - 2	LIU Xiaoming	
17 - 3	TANG Jianda	
17 - 4	LUO Qiong	



MON 11 AUG 2025
Start Time: 10:10

Results

Rk	Start No	Team / Name	Time	Sector Time	Time Behind	Remarks
1	2	SUI - Switzerland	58:04			
	2 - 1	GEMPERLE Natalia	14:51	14:51		
	2 - 2	RANCAN Riccardo	29:33	14:42		
	2 - 3	POLSINI Tino	43:50	14:17		
	2 - 4	AEBERSOLD Simona	58:04	14:14		
2	1	SWE - Sweden	58:09		+0:05	
	1 - 1	BJESSMO Emma	15:35	15:35		
	1 - 2	GUSTAFSSON Jonatan	29:11	13:36		
	1 - 3	MOLLEN August	43:08	13:57		
	1 - 4	SONESSON Alva	58:09	15:01		
3	3	CZE - Czechia	58:19		+0:15	
	3 - 1	KRALOVA Denisa	16:02	16:02		
	3 - 2	GLONEK Jakub	29:22	13:20		
	3 - 3	KRIVDA Tomas	43:29	14:07		
	3 - 4	RAUTURIER Tereza	58:19	14:50		
4	5	HUN - Hungary	58:47		+0:43	
	5 - 1	GARDONYI Csilla	15:32	15:32		
	5 - 2	BUJDOSO Zoltan	29:58	14:26		
	5 - 3	JONAS Ferenc	43:53	13:55		
	5 - 4	MARAMAROSI Rita	58:47	14:54		
5	7	NZL - New Zealand	1:01:54		+3:50	
	7 - 1	ROBERTSON Laura	15:04	15:04		
	7 - 2	ROBERTSON Tim	29:10	14:06		
	7 - 3	LYNCH Joseph	43:35	14:25		
	7 - 4	STEWART Zara	1:01:54	18:19		
6	9	AUS - Australia	1:01:57		+3:53	
	9 - 1	KEY Milla	15:40	15:40		
	9 - 2	HAINES Angus	30:26	14:46		
	9 - 3	GEORGE Alastair	46:26	16:00		
	9 - 4	YOUNG Caitlin	1:01:57	15:31		
7	11	LAT - Latvia	1:02:44		+4:40	
	11 - 1	KUZE Elza	15:45	15:45		
	11 - 2	UPITIS Uldis	30:01	14:16		
	11 - 3	TITOMERS Endijs	46:51	16:50		
	11 - 4	GROSBERGA Sandra	1:02:44	15:53		



MON 11 AUG 2025
Start Time: 10:10

Results

Rk	Start No	Team / Name	Time	Sector Time	Time Behind	Remarks
8	13	POL - Poland	1:02:53		+4:49	
	13 - 1	BERNACIAK Ewa	16:07	16:07		
	13 - 2	PARFIANOWICZ Piotr	30:03	13:56		
	13 - 3	OLEJNIK Michal	45:33	15:30		
	13 - 4	SUDOL Hanna Barbara	1:02:53	17:20		
9	6	GER - Germany	1:03:14		+5:10	
	6 - 1	MUELLER Hanna	15:59	15:59		
	6 - 2	REICHENBACH Anselm	30:01	14:02		
	6 - 3	BLUMENSTEIN Bojan	45:36	15:35		
	6 - 4	FRIEDRICHS Birte	1:03:14	17:38		
10	4	GBR - Great Britain	1:05:29		+7:25	
	4 - 1	EADES Mairi	16:05	16:05		
	4 - 2	BAILEY Jim	31:08	15:03		
	4 - 3	CARCAS Freddie	46:25	15:17		
	4 - 4	BROWN Rachel	1:05:29	19:04		
11	14	JPN - Japan	1:05:32		+7:28	
	14 - 1	KONDO Kaho	15:50	15:50		
	14 - 2	FUTAMATA Shin	30:52	15:02		
	14 - 3	KATO Kento	47:09	16:17		
	14 - 4	HIGUCHI Kana	1:05:32	18:23		
12	17	CHN - People'S Republic Of China	1:06:05		+8:01	
	17 - 1	HAO Shuangyan	15:55	15:55		
	17 - 2	LIU Xiaoming	32:50	16:55		
	17 - 3	TANG Jianda	49:02	16:12		
	17 - 4	LUO Qiong	1:06:05	17:03		
13	15	HKG - Hong Kong China	1:12:42		+14:38	
	15 - 1	MAN Wing	19:35	19:35		
	15 - 2	AU Joshua Ho Kiu	37:21	17:46		
	15 - 3	MA Lok Hin	53:47	16:26		
	15 - 4	CHU Ying Yau	1:12:42	18:55		
14	16	BRA - Brazil	1:28:26		+30:22	
	16 - 1	OSTETTO Mariana	23:39	23:39		
	16 - 2	NASCIMENTO Leandro	42:40	19:01		
	16 - 3	da SILVA SCHMITZ Douglas	1:02:13	19:33		
	16 - 4	MARNET Esther	1:28:26	26:13		



MON 11 AUG 2025
Start Time: 10:10

Results

Rk	Start No	Team / Name	Time	Sector Time	Time Behind	Remarks
	10	ESP - Spain	DSQ			
	10 - 1	PRIETO del CAMPO Maria	15:40	15:40		DSQ
	10 - 2	ROJAS JIMENEZ David	30:10	14:30		DSQ
	10 - 3	VICH DIAZ-GUERRA Quim	46:31	16:21		DSQ
	10 - 4	DEFEZ CERNICARO Ana	1:04:50	18:19		DSQ
	8	ITA - Italy	DNS			
	8 - 1	PRADEL Anna				DNS
	8 - 2	DEBERTOLIS Mattia				DNS
	8 - 3	MARIANI Francesco				DNS
	8 - 4	DALLERA Caterina				DNS
	12	AUT - Austria	DNS			
	12 - 1	GROLL Anna				DNS
	12 - 2	BONEK Jannis				DNS
	12 - 3	REINER Matthias				DNS
	12 - 4	KASTNER Yivi				DNS

LEGEND

DNF Did Not Finish **DNS** Did Not Start **DSQ** Disqualified

Timing and Results provided by Tissot



Pl	Sino	Name	Time													
Mixed (60)																
1	3	Jakub GLONEK	13:20	1(35)	2(36)	3(50)	4(41)	5(33)	6(37)	7(38)	8(42)	9(43)	10(40)	11(45)	12(57)	13(46)
	2	Czechia		1:06	1:34	2:06	2:36	3:11	4:13	4:31	5:37	5:58	6:43	8:05	8:33	8:56
		#20 2AAABB 2,360 krr		1:06	0:28	0:32	0:30	0:35	1:02	0:18	1:06	0:21	0:45	1:22	0:28	0:23
				14(55)	15(100)	16(51)	17(47)	18(58)	19(34)	20(100)	Finish					
				9:33	9:43	10:31	11:05	11:46	12:48	13:05	13:20					
				0:37	0:10	0:48	0:34	0:41	1:02	0:17	0:15					
2	1	Jonatan GUSTAFSSC	13:36	1(35)	2(36)	3(50)	4(41)	5(33)	6(37)	7(38)	8(42)	9(43)	10(40)	11(45)	12(59)	13(46)
	2	Sweden		1:07	1:35	2:09	2:46	3:19	4:23	4:41	5:53	6:14	7:05	8:29	8:49	9:24
		#17 2AAAAA 2,390 km		1:07	0:28	0:34	0:37	0:33	1:04	0:18	1:12	0:21	0:51	1:24	0:20	0:35
				14(55)	15(100)	16(51)	17(39)	18(58)	19(34)	20(100)	Finish					
				10:00	10:10	11:00	11:32	12:10	13:07	13:21	13:36					
				0:36	0:10	0:50	0:32	0:38	0:57	0:14	0:15					
3	5	Ferenc JONAS	13:55	1(48)	2(49)	3(50)	4(41)	5(44)	6(37)	7(38)	8(42)	9(43)	10(40)	11(45)	12(57)	13(46)
	3	Hungary		1:18	1:54	2:05	2:34	3:12	4:19	4:37	5:57	6:21	7:13	8:41	9:12	9:39
		#75 3BBABA 2,300 kn		1:18	0:36	0:11	0:29	0:38	1:07	0:18	1:20	0:24	0:52	1:28	0:31	0:27
				14(55)	15(100)	16(51)	17(39)	18(58)	19(34)	20(100)	Finish					
				10:18	10:27	11:19	11:47	12:27	13:27	13:41	13:55					
				0:39	0:09	0:52	0:28	0:40	1:00	0:14	0:14					
4	13	Piotr PARFIANOWICZ	13:56	1(35)	2(36)	3(50)	4(41)	5(44)	6(37)	7(38)	8(42)	9(43)	10(40)	11(45)	12(57)	13(46)
	2	Poland		1:10	1:37	2:08	2:37	3:12	4:17	4:35	5:57	6:20	7:15	8:37	9:05	9:33
		#28 2ABABB 2,310 kn		1:10	0:27	0:31	0:29	0:35	1:05	0:18	1:22	0:23	0:55	1:22	0:28	0:28
				14(55)	15(100)	16(51)	17(47)	18(58)	19(34)	20(100)	Finish					
				10:11	10:22	11:10	11:39	12:24	13:25	13:41	13:56					
				0:38	0:11	0:48	0:29	0:45	1:01	0:16	0:15					
5	1	August MOLLEN	13:57	1(48)	2(49)	3(50)	4(41)	5(44)	6(37)	7(38)	8(53)	9(54)	10(40)	11(45)	12(57)	13(46)
	3	Sweden		1:20	1:59	2:11	2:51	3:28	4:37	4:55	6:09	6:29	7:10	8:38	9:09	9:36
		#80 3BBBBB 2,330 k		1:20	0:39	0:12	0:40	0:37	1:09	0:18	1:14	0:20	0:41	1:28	0:31	0:27
				14(55)	15(100)	16(51)	17(47)	18(58)	19(34)	20(100)	Finish					
				10:20	10:30	11:18	11:48	12:29	13:29	13:43	13:57					
				0:44	0:10	0:48	0:30	0:41	1:00	0:14	0:14					
6	6	Anselm REICHENBAUM	14:02	1(48)	2(49)	3(50)	4(41)	5(44)	6(37)	7(38)	8(42)	9(43)	10(40)	11(45)	12(57)	13(46)
	2	Germany		1:18	1:56	2:09	2:39	3:15	4:21	4:41	6:07	6:33	7:24	8:51	9:22	9:45
		#43 2BBABA 2,300 kn		1:18	0:38	0:13	0:30	0:36	1:06	0:20	1:26	0:26	0:51	1:27	0:31	0:23
				14(55)	15(100)	16(51)	17(39)	18(58)	19(34)	20(100)	Finish					
				10:21	10:32	11:21	11:51	12:34	13:32	13:48	14:02					
				0:36	0:11	0:49	0:30	0:43	0:58	0:16	0:14					
7	7	Tim ROBERTSON	14:06	1(35)	2(36)	3(50)	4(41)	5(33)	6(37)	7(38)	8(53)	9(54)	10(40)	11(45)	12(57)	13(46)
	2	New Zealand		1:11	1:41	2:15	2:51	3:29	4:33	4:53	6:25	6:52	7:35	8:59	9:27	9:52
		#23 2AABBA 2,340 krr		1:11	0:30	0:34	0:36	0:38	1:04	0:20	1:32	0:27	0:43	1:24	0:28	0:25
				14(55)	15(100)	16(51)	17(39)	18(58)	19(34)	20(100)	Finish					
				10:29	10:39	11:30	12:01	12:39	13:37	13:51	14:06					
				0:37	0:10	0:51	0:31	0:38	0:58	0:14	0:15					
8	3	Tomas KRIVDA	14:07	1(48)	2(49)	3(50)	4(41)	5(44)	6(37)	7(38)	8(53)	9(54)	10(40)	11(45)	12(59)	13(46)
	3	Czechia		1:15	1:50	2:01	2:43	3:18	4:24	4:42	5:56	6:16	6:55	8:24	8:46	9:25
		#77 3BBBBAA 2,360 kn		1:15	0:35	0:11	0:42	0:35	1:06	0:18	1:14	0:20	0:39	1:29	0:22	0:39
				14(55)	15(100)	16(51)	17(39)	18(58)	19(34)	20(100)	Finish					
				10:01	10:11	10:59	11:29	12:35	13:37	13:52	14:07					
				0:36	0:10	0:48	0:30	1:06	1:02	0:15	0:15					
9	2	Simona AEBERSOLD	14:14	1(35)	2(36)	3(50)	4(41)	5(33)	6(52)	7(31)	8(32)	9(40)	10(45)	11(59)	12(46)	13(55)
	4	Switzerland		1:39	2:10	2:46	3:24	3:59	4:51	5:49	6:09	7:01	8:29	8:51	9:32	10:14
		#81 4AAAA 2,290 km 7		1:39	0:31	0:36	0:38	0:35	0:52	0:58	0:20	0:52	1:28	0:22	0:41	0:42
				14(100)	15(51)	16(47)	17(58)	18(56)	19(34)	20(100)	Finish					
				10:25	11:16	11:50	12:32	13:06	13:41	13:56	14:14					
				0:11	0:51	0:34	0:42	0:34	0:35	0:15	0:18					
10	11	Uldis UPITIS	14:16	1(35)	2(36)	3(50)	4(41)	5(44)	6(37)	7(38)	8(53)	9(54)	10(40)	11(45)	12(59)	13(46)
	2	Latvia		1:13	1:42	2:21	3:01	3:36	4:39	5:00	6:16	6:38	7:20	8:49	9:14	9:50
		#30 2ABBAB 2,380 kn		1:13	0:29	0:39	0:40	0:35	1:03	0:21	1:16	0:22	0:42	1:29	0:25	0:36
				14(55)	15(100)	16(51)	17(47)	18(58)	19(34)	20(100)	Finish					
				10:27	10:38	11:37	12:07	12:48	13:46	14:01	14:16					
				0:37	0:11	0:59	0:30	0:41	0:58	0:15	0:15					
11	2	Tino Polsini	14:17	1(35)	2(36)	3(50)	4(41)	5(33)	6(37)	7(38)	8(42)	9(43)	10(40)	11(45)	12(59)	13(46)
	3	Switzerland		1:08	1:40	2:12	3:13	3:47	4:54	5:11	6:19	6:42	7:34	8:58	9:19	9:56
		#49 3AAAAA 2,390 km		1:08	0:32	0:32	1:01	0:34	1:07	0:17	1:08	0:23	0:52	1:24	0:21	0:37
				14(55)	15(100)	16(51)	17(39)	18(58)	19(34)	20(100)	Finish					
				10:40	10:49	11:39	12:10	12:47	13:48	14:03	14:17					
				0:44	0:09	0:50	0:31	0:37	1:01	0:15	0:14					
12	7	Joseph LYNCH	14:25	1(48)	2(49)	3(50)	4(41)	5(44)	6(37)	7(38)	8(42)	9(43)	10(40)	11(45)	12(59)	13(46)
	3	New Zealand		1:22	2:00	2:13	2:49	3:27	4:36	4:55	6:13	6:36	7:28	8:57	9:19	10:00
		#74 3BBAB 2,380 kn		1:22	0:38	0:13	0:36	0:38	1:09	0:19	1:18	0:23	0:52	1:29	0:22	0:41
				14(55)	15(100)	16(51)	17(47)	18(58)	19(34)	20(100)	Finish					
				10:40	10:50	11:40	12:09	12:53	13:52	14:10	14:25					
				0:40	0:10	0:50	0:29	0:44	0:59	0:18	0:15					
13	5	Zoltan BUJDOSO	14:26	1(35)	2(36)	3(50)	4(41)	5(33)	6(37)	7(38)	8(53)	9(54)	10(40)	11(45)	12(59)	13(46)
	2	Hungary		1:09	1:36	2:11	2:46	3:20	4:36	4:56	6:17	6:48	7:31	8:54	9:15	9:53
		#22 2AABAB 2,420 krr		1:09	0:27	0:35	0:35	0:34	1:16	0:20	1:21	0:31	0:43	1:23	0:21	0:38
				14(55)	15(100)	16(51)	17(47)	18(58)	19(34)	20(100)	Finish					
				10:32	10:43	11:35	12:08	12:48	13:54	14:10	14:26					
				0:39	0:11	0:52	0:33	0:40	1:06	0:16	0:16					



Pl	Stno	Name	Time													
Mixed (60)				(cont.)												
14	2	Riccardo RANCAN	14:42	1(48)	2(49)	3(50)	4(41)	5(44)	6(37)	7(38)	8(53)	9(54)	10(40)	11(45)	12(57)	13(46)
	2	Switzerland		1:24	2:04	2:16	3:09	3:48	4:54	5:15	6:48	7:15	7:56	9:19	9:46	10:11
		#48 2BBBBB 2,330 k		1:24	0:40	0:12	0:53	0:39	1:06	0:21	1:33	0:27	0:41	1:23	0:27	0:25
				14(55)	15(100)	16(51)	17(47)	18(58)	19(34)	20(100)	Finish					
				10:49	10:58	11:54	12:24	13:14	14:15	14:27	14:42					
				0:38	0:09	0:56	0:30	0:50	1:01	0:12	0:15					
15	9	Angus HAINES	14:46	1(35)	2(36)	3(50)	4(41)	5(44)	6(37)	7(38)	8(53)	9(54)	10(40)	11(45)	12(57)	13(46)
	2	Australia		1:16	1:46	2:27	3:03	3:40	4:47	5:07	6:33	7:05	7:48	9:13	9:46	10:10
		#31 2ABBB 2,300 kn		1:16	0:30	0:41	0:36	0:37	1:07	0:20	1:26	0:32	0:43	1:25	0:33	0:24
				14(55)	15(100)	16(51)	17(39)	18(58)	19(34)	20(100)	Finish					
				10:50	11:01	11:57	12:28	13:10	14:16	14:30	14:46					
				0:40	0:11	0:56	0:31	0:42	1:06	0:14	0:16					
16	3	Tereza RAUTURIER	14:50	1(48)	2(49)	3(50)	4(41)	5(33)	6(52)	7(31)	8(32)	9(40)	10(45)	11(57)	12(46)	13(55)
	4	Czechia		1:29	2:21	2:37	3:19	4:02	5:02	6:09	6:31	7:24	8:57	9:30	10:01	10:44
		#90 4BAAB 2,240 km		1:29	0:52	0:16	0:42	0:43	1:00	1:07	0:22	0:53	1:33	0:33	0:31	0:43
				14(100)	15(51)	16(47)	17(58)	18(56)	19(34)	20(100)	Finish					
				10:54	11:48	12:22	13:05	13:39	14:15	14:32	14:50					
				0:10	0:54	0:34	0:43	0:34	0:36	0:17	0:18					
17	2	Natalia GEMPERLE	14:51	1(48)	2(49)	3(50)	4(41)	5(44)	6(52)	7(53)	8(54)	9(40)	10(45)	11(57)	12(46)	13(55)
	1	Switzerland		1:31	2:15	2:28	3:21	4:09	5:00	6:09	6:33	7:22	8:54	9:29	10:00	10:43
		#16 1BBBB 2,250 km		1:31	0:44	0:13	0:53	0:48	0:51	1:09	0:24	0:49	1:32	0:35	0:31	0:43
				14(100)	15(51)	16(47)	17(58)	18(56)	19(34)	20(100)	Finish					
				10:54	11:50	12:23	13:08	13:44	14:20	14:35	14:51					
				0:11	0:56	0:33	0:45	0:36	0:36	0:15	0:16					
18	5	Rita MARAMAROSI	14:54	1(35)	2(36)	3(50)	4(41)	5(44)	6(52)	7(31)	8(32)	9(40)	10(45)	11(57)	12(46)	13(55)
	4	Hungary		1:29	2:05	2:46	3:25	3:59	4:57	6:00	6:22	7:18	9:00	9:32	9:59	10:45
		#86 4ABAB 2,190 km		1:29	0:36	0:41	0:39	0:34	0:58	1:03	0:22	0:56	1:42	0:32	0:27	0:46
				14(100)	15(51)	16(47)	17(58)	18(56)	19(34)	20(100)	Finish					
				10:57	11:52	12:24	13:10	13:44	14:21	14:37	14:54					
				0:12	0:55	0:32	0:46	0:34	0:37	0:16	0:17					
19	1	Alva SONESSON	15:01	1(48)	2(49)	3(50)	4(41)	5(44)	6(52)	7(53)	8(54)	9(40)	10(45)	11(57)	12(46)	13(55)
	4	Sweden		1:36	2:38	2:51	3:38	4:23	5:23	6:40	7:02	7:48	9:23	9:56	10:25	11:06
		#96 4BBBB 2,250 km		1:36	1:02	0:13	0:47	0:45	1:00	1:17	0:22	0:46	1:35	0:33	0:29	0:41
				14(100)	15(51)	16(47)	17(58)	18(56)	19(34)	20(100)	Finish					
				11:16	12:08	12:41	13:22	13:57	14:29	14:44	15:01					
				0:10	0:52	0:33	0:41	0:35	0:32	0:15	0:17					
20	14	Shin FUTAMATA	15:02	1(48)	2(49)	3(50)	4(41)	5(33)	6(37)	7(38)	8(53)	9(54)	10(40)	11(45)	12(59)	13(46)
	2	Japan		1:20	2:00	2:14	2:53	3:39	4:42	5:02	6:24	7:01	7:47	9:11	9:32	10:15
		#37 2BABAA 2,400 krr		1:20	0:40	0:14	0:39	0:46	1:03	0:20	1:22	0:37	0:46	1:24	0:21	0:43
				14(55)	15(100)	16(51)	17(39)	18(58)	19(34)	20(100)	Finish					
				11:02	11:13	12:07	12:39	13:22	14:30	14:47	15:02					
				0:47	0:11	0:54	0:32	0:43	1:08	0:17	0:15					
													*43			
													6:43			
21	4	Jim BAILEY	15:03	1(48)	2(49)	3(50)	4(41)	5(44)	6(37)	7(38)	8(53)	9(54)	10(40)	11(45)	12(59)	13(46)
	2	Great Britain		1:19	1:55	2:04	2:35	3:10	4:16	4:34	6:12	6:45	7:33	9:06	9:28	10:11
		#45 2BBBBAA 2,360 kn		1:19	0:36	0:09	0:31	0:35	1:06	0:18	1:38	0:33	0:48	1:33	0:22	0:43
				14(55)	15(100)	16(51)	17(39)	18(58)	19(34)	20(100)	Finish					
				10:54	11:07	12:01	12:31	13:16	14:25	14:45	15:03					
				0:43	0:13	0:54	0:30	0:45	1:09	0:20	0:18					
22	7	Laura ROBERTSON	15:04	1(48)	2(49)	3(50)	4(41)	5(44)	6(52)	7(31)	8(32)	9(40)	10(45)	11(59)	12(46)	13(55)
	1	New Zealand		1:32	2:14	2:26	3:09	3:52	4:50	5:59	6:23	7:10	8:44	9:12	9:55	10:40
		#13 1BBAA 2,250 km		1:32	0:42	0:12	0:43	0:43	0:58	1:09	0:24	0:47	1:34	0:28	0:43	0:45
				14(100)	15(51)	16(47)	17(58)	18(56)	19(34)	20(100)	Finish					
				10:51	11:49	12:24	13:11	13:47	14:26	14:46	15:04					
				0:11	0:58	0:35	0:47	0:36	0:39	0:20	0:18					
23	4	Freddie CARCAS	15:17	1(35)	2(36)	3(50)	4(41)	5(33)	6(37)	7(38)	8(42)	9(43)	10(40)	11(45)	12(57)	13(46)
	3	Great Britain		1:14	1:52	2:32	3:15	3:51	5:02	5:29	6:41	7:03	7:53	9:49	10:18	10:49
		#52 3AAAB 2,360 krr		1:14	0:38	0:40	0:43	0:36	1:11	0:27	1:12	0:22	0:50	1:56	0:29	0:31
				14(55)	15(100)	16(51)	17(47)	18(58)	19(34)	20(100)	Finish					
				11:29	11:39	12:29	12:59	13:46	14:47	15:03	15:17					
				0:40	0:10	0:50	0:30	0:47	1:01	0:16	0:14					
24	13	Michal OLEJNIK	15:30	1(48)	2(49)	3(50)	4(41)	5(33)	6(37)	7(38)	8(53)	9(54)	10(40)	11(45)	12(59)	13(46)
	3	Poland		1:29	2:08	2:20	3:00	3:42	5:00	5:24	6:48	7:21	8:06	9:42	10:06	10:49
		#69 3BABAA 2,400 krr		1:29	0:39	0:12	0:40	0:42	1:18	0:24	1:24	0:33	0:45	1:36	0:24	0:43
				14(55)	15(100)	16(51)	17(39)	18(58)	19(34)	20(100)	Finish					
				11:32	11:43	12:37	13:10	13:58	15:00	15:16	15:30					
				0:43	0:11	0:54	0:33	0:48	1:02	0:16	0:14					
25	9	Caitlin YOUNG	15:31	1(48)	2(49)	3(50)	4(41)	5(44)	6(52)	7(31)	8(32)	9(40)	10(45)	11(57)	12(46)	13(55)
	4	Australia		1:39	2:24	2:39	3:26	4:11	5:12	6:16	6:40	7:30	9:11	9:49	10:19	11:05
		#94 4BBAB 2,200 km		1:39	0:45	0:15	0:47	0:45	1:01	1:04	0:24	0:50	1:41	0:38	0:30	0:46
				14(100)	15(51)	16(47)	17(58)	18(56)	19(34)	20(100)	Finish					
				11:17	12:18	12:52	13:43	14:21	14:56	15:14	15:31					
				0:12	1:01	0:34	0:51	0:38	0:35	0:18	0:17					
26	5	Csillia Gardony	15:32	1(48)	2(49)	3(50)	4(41)	5(33)	6(52)	7(53)	8(54)	9(40)	10(45)	11(59)	12(46)	13(55)
	1	Hungary		1:35	2:15	2:27	3:08	3:50	4:48	6:02	6:33	7:25	9:02	9:27	10:09	10:53
		#11 1BABA 2,340 km		1:35	0:40	0:12	0:41	0:42	0:58	1:14	0:31	0:52	1:37	0:25	0:42	0:44
				14(100)	15(51)	16(47)	17(58)	18(56)	19(34)	20(100)	Finish					
				11:05	12:02	12:37	13:39	14:19	14:56	15:16	15:32					
				0:12	0:57	0:35	1:02	0:40	0:37	0:20	0:16					



Pl	Stno	Name	Time													
Mixed (60)				(cont.)												
27	1	Emma BJESSMO	15:35	1(35)	2(36)	3(50)	4(41)	5(33)	6(52)	7(31)	8(32)	9(40)	10(45)	11(59)	12(46)	13(55)
	1	Sweden		1:25	2:01	2:38	3:21	4:01	4:58	6:02	6:26	7:14	8:48	9:15	9:59	10:43
	#1	1AAAA 2,290 km 70		1:25	0:36	0:37	0:43	0:40	0:57	1:04	0:24	0:48	1:34	0:27	0:44	0:44
				14(100)	15(51)	16(47)	17(58)	18(56)	19(34)	20(100)	Finish					
				10:54	12:00	12:36	13:43	14:22	14:59	15:17	15:35					
				0:11	1:06	0:36	1:07	0:39	0:37	0:18	0:18					
27	6	Bojan BLUMENSTEIL	15:35	1(35)	2(36)	3(50)	4(41)	5(33)	6(37)	7(38)	8(53)	9(54)	10(40)	11(45)	12(59)	13(46)
	3	Germany		1:17	1:53	2:32	3:14	3:53	5:11	5:31	6:46	7:14	8:11	9:45	10:07	10:51
	#54	3AABAB 2,420 km		1:17	0:36	0:39	0:42	0:39	1:18	0:20	1:15	0:28	0:57	1:34	0:22	0:44
				14(55)	15(100)	16(51)	17(47)	18(58)	19(34)	20(100)	Finish					
				11:35	11:47	12:42	13:14	13:57	15:04	15:19	15:35					
				0:44	0:12	0:55	0:32	0:43	1:07	0:15	0:16					
29	9	Milla KEY	15:40	1(35)	2(36)	3(50)	4(41)	5(33)	6(52)	7(53)	8(54)	9(40)	10(45)	11(59)	12(46)	13(55)
	1	Australia		1:27	2:07	2:44	3:27	4:07	5:06	6:13	6:35	7:26	9:04	9:29	10:12	10:55
	#3	1AABA 2,340 km 70		1:27	0:40	0:37	0:43	0:40	0:59	1:07	0:22	0:51	1:38	0:25	0:43	0:43
				14(100)	15(51)	16(47)	17(58)	18(56)	19(34)	20(100)	Finish					
				11:07	12:06	12:40	13:51	14:28	15:05	15:22	15:40					
				0:12	0:59	0:34	1:11	0:37	0:37	0:17	0:18					
29	10	Maria PRIETO	15:40	1(48)	2(49)	3(50)	4(41)	5(44)	6(52)	7(31)	8(32)	9(40)	10(45)	11(57)	12(46)	13(55)
	1	Spain		1:31	2:13	2:25	3:08	3:48	4:46	5:55	6:20	7:08	8:42	9:14	9:45	10:29
	#14	1BBAB 2,200 km		1:31	0:42	0:12	0:43	0:40	0:58	1:09	0:25	0:48	1:34	0:32	0:31	0:44
				14(100)	15(51)	16(47)	17(58)	18(56)	19(34)	20(100)	Finish					
				10:40	11:36	12:13	13:57	14:32	15:06	15:23	15:40					
				0:11	0:56	0:37	1:44	0:35	0:34	0:17	0:17					
31	11	Elza KUZE	15:45	1(35)	2(36)	3(50)	4(41)	5(44)	6(52)	7(31)	8(32)	9(40)	10(45)	11(59)	12(46)	13(55)
	1	Latvia		1:28	2:11	2:52	3:31	4:14	5:14	6:17	6:41	7:41	9:23	9:49	10:33	11:20
	#5	1ABAA 2,250 km 70		1:28	0:43	0:41	0:39	0:43	1:00	1:03	0:24	1:00	1:42	0:26	0:44	0:47
				14(100)	15(51)	16(47)	17(58)	18(56)	19(34)	20(100)	Finish					
				11:32	12:29	13:04	13:53	14:30	15:09	15:27	15:45					
				0:12	0:57	0:35	0:49	0:37	0:39	0:18	0:18					
32	14	Kaho KONDO	15:50	1(35)	2(36)	3(50)	4(41)	5(44)	6(52)	7(53)	8(54)	9(40)	10(45)	11(57)	12(46)	13(55)
	1	Japan		1:26	2:05	2:41	3:24	4:04	5:03	6:08	6:46	7:36	9:15	10:11	10:38	11:24
	#8	1ABBB 2,240 km 70		1:26	0:39	0:36	0:43	0:40	0:59	1:05	0:38	0:50	1:39	0:56	0:27	0:46
				14(100)	15(51)	16(47)	17(58)	18(56)	19(34)	20(100)	Finish					
				11:37	12:37	13:12	13:57	14:32	15:12	15:32	15:50					
				0:13	1:00	0:35	0:45	0:35	0:40	0:20	0:18					
33	11	Sandra GROSBERG	15:53	1(48)	2(49)	3(50)	4(41)	5(33)	6(52)	7(53)	8(54)	9(40)	10(45)	11(57)	12(46)	13(55)
	4	Latvia		1:34	2:23	2:37	3:24	4:07	5:03	6:16	6:57	7:50	9:31	10:14	10:42	11:27
	#92	4BABB 2,290 km		1:34	0:49	0:14	0:47	0:43	0:56	1:13	0:41	0:53	1:41	0:43	0:28	0:45
				14(100)	15(51)	16(47)	17(58)	18(56)	19(34)	20(100)	Finish					
				11:39	12:44	13:22	14:10	14:45	15:21	15:36	15:53					
				0:12	1:05	0:38	0:48	0:35	0:36	0:15	0:17					
34	17	Shuangyan HAO	15:55	1(35)	2(36)	3(50)	4(41)	5(33)	6(52)	7(31)	8(32)	9(40)	10(45)	11(59)	12(46)	13(55)
	1	People's Republic of China		1:26	2:04	2:41	3:23	4:13	5:08	6:16	6:40	7:31	9:20	9:48	10:37	11:27
	#1	1AAAA 2,290 km 70		1:26	0:38	0:37	0:42	0:50	0:55	1:08	0:24	0:51	1:49	0:28	0:49	0:50
				14(100)	15(51)	16(47)	17(58)	18(56)	19(34)	20(100)	Finish					
				11:39	12:39	13:14	14:00	14:36	15:18	15:37	15:55					
				0:12	1:00	0:35	0:46	0:36	0:42	0:19	0:18					
35	6	Hanna MUELLER	15:59	1(35)	2(36)	3(50)	4(41)	5(44)	6(52)	7(31)	8(32)	9(40)	10(45)	11(57)	12(46)	13(55)
	1	Germany		1:28	2:08	2:48	3:33	4:16	5:16	6:18	6:42	7:40	9:28	10:07	10:36	11:23
	#6	1ABAB 2,190 km 70		1:28	0:40	0:40	0:45	0:43	1:00	1:02	0:24	0:58	1:48	0:39	0:29	0:47
				14(100)	15(51)	16(47)	17(58)	18(56)	19(34)	20(100)	Finish					
				11:35	12:36	13:15	14:05	14:43	15:25	15:40	15:59					
				0:12	1:01	0:39	0:50	0:38	0:42	0:15	0:19					
36	9	Alastair GEORGE	16:00	1(48)	2(49)	3(50)	4(41)	5(33)	6(37)	7(38)	8(42)	9(43)	10(40)	11(45)	12(59)	13(46)
	3	Australia		1:27	2:10	2:23	3:06	3:48	4:58	5:17	6:55	7:21	8:14	9:46	10:13	10:55
	#66	3BAAAB 2,420 km		1:27	0:43	0:13	0:43	0:42	1:10	0:19	1:38	0:26	0:53	1:32	0:27	0:42
				14(55)	15(100)	16(51)	17(47)	18(58)	19(34)	20(100)	Finish					
				11:38	11:50	12:46	13:21	14:24	15:32	15:45	16:00					
				0:43	0:12	0:56	0:35	1:03	1:08	0:13	0:15					
37	3	Denisa KRALOVA	16:02	1(35)	2(36)	3(50)	4(41)	5(44)	6(52)	7(53)	8(54)	9(40)	10(45)	11(59)	12(46)	13(55)
	1	Czechia		1:25	2:03	2:40	3:22	4:04	5:02	6:12	6:47	7:38	9:17	9:54	10:38	11:25
	#7	1ABBA 2,300 km 70		1:25	0:38	0:37	0:42	0:42	0:58	1:10	0:35	0:51	1:39	0:37	0:44	0:47
				14(100)	15(51)	16(47)	17(58)	18(56)	19(34)	20(100)	Finish					
				11:38	12:39	13:15	14:04	14:41	15:24	15:44	16:02					
				0:13	1:01	0:36	0:49	0:37	0:43	0:20	0:18					
38	4	Mairi EADES	16:05	1(48)	2(49)	3(50)	4(41)	5(33)	6(52)	7(31)	8(32)	9(40)	10(45)	11(57)	12(46)	13(55)
	1	Great Britain		1:33	2:28	2:42	3:25	4:07	5:05	6:16	6:41	7:44	9:27	10:08	10:41	11:26
	#10	1BAAB 2,240 km		1:33	0:55	0:14	0:43	0:42	0:58	1:11	0:25	1:03	1:43	0:41	0:33	0:45
				14(100)	15(51)	16(47)	17(58)	18(56)	19(34)	20(100)	Finish					
				11:40	12:41	13:16	14:08	14:47	15:26	15:48	16:05					
				0:14	1:01	0:35	0:52	0:39	0:39	0:22	0:17					
39	13	Ewa BERNACIAK	16:07	1(48)	2(49)	3(50)	4(41)	5(33)	6(52)	7(31)	8(32)	9(40)	10(45)	11(59)	12(46)	13(55)
	1	Poland		1:36	2:21	2:33	3:13	3:54	4:53	6:18	6:43	7:45	9:28	9:56	10:41	11:28
	#9	1BAAA 2,290 km 70		1:36	0:45	0:12	0:40	0:41	0:59	1:25	0:25	1:02	1:43	0:28	0:45	0:47
				14(100)	15(51)	16(47)	17(58)	18(56)	19(34)	20(100)	Finish					
				11:41	12:43	13:18	14:07	14:46	15:28	15:49	16:07					
				0:13	1:02	0:35	0:49	0:39	0:42	0:21	0:18					



Pl	Stno	Name	Time	(cont.)												
Mixed (60)																
40	17	Jianda TANG	16:12	1(48)	2(49)	3(50)	4(41)	5(44)	6(37)	7(38)	8(42)	9(43)	10(40)	11(45)	12(59)	13(46)
	3	People's Republic of China		1:29	2:12	2:27	3:00	3:39	5:02	5:22	7:09	7:35	8:32	10:10	10:34	11:21
	#73	3BBAAA 2,350 km		1:29	0:43	0:15	0:33	0:39	1:23	0:20	1:47	0:26	0:57	1:38	0:24	0:47
				14(55)	15(100)	16(51)	17(39)	18(58)	19(34)	20(100)	Finish					
				12:09	12:20	13:13	13:50	14:36	15:45	15:58	16:12					
				0:48	0:11	0:53	0:37	0:46	1:09	0:13	0:14					
41	14	Kento KATO	16:17	1(35)	2(36)	3(50)	4(41)	5(44)	6(37)	7(38)	8(42)	9(43)	10(40)	11(45)	12(57)	13(46)
	3	Japan		1:19	1:49	2:32	3:17	3:58	5:16	5:40	7:34	8:00	8:54	10:29	11:05	11:32
	#60	3ABABB 2,310 km		1:19	0:30	0:43	0:45	0:41	1:18	0:24	1:54	0:26	0:54	1:35	0:36	0:27
				14(55)	15(100)	16(51)	17(47)	18(58)	19(34)	20(100)	Finish		*43			
				12:13	12:24	13:19	13:50	14:38	15:43	16:02	16:17		7:05			
				0:41	0:11	0:55	0:31	0:48	1:05	0:19	0:15					
42	10	Quim VICH DIAZ GUILLOTE	16:21	1(35)	2(36)	3(50)	4(41)	5(44)	6(37)	7(38)	8(53)	9(54)	10(40)	11(45)	12(57)	13(46)
	3	Spain		1:19	1:55	2:41	3:21	4:05	5:16	5:37	7:13	7:45	8:34	10:03	10:35	11:14
	#63	3ABBBA 2,300 km		1:19	0:36	0:46	0:40	0:44	1:11	0:21	1:36	0:32	0:49	1:29	0:32	0:39
				14(55)	15(100)	16(51)	17(39)	18(58)	19(34)	20(100)	Finish					
				11:58	12:10	13:05	13:44	14:43	15:49	16:05	16:21					
				0:44	0:12	0:55	0:39	0:59	1:06	0:16	0:16					
43	15	Lok Hin MA	16:26	1(48)	2(49)	3(50)	4(41)	5(33)	6(37)	7(38)	8(53)	9(54)	10(40)	11(45)	12(57)	13(46)
	3	Hong Kong China		1:24	2:27	2:42	3:21	4:02	5:29	5:50	7:16	7:47	8:36	10:21	10:57	11:30
	#72	3BABBB 2,370 km		1:24	1:03	0:15	0:39	0:41	1:27	0:21	1:26	0:31	0:49	1:45	0:36	0:33
				14(55)	15(100)	16(51)	17(47)	18(58)	19(34)	20(100)	Finish					
				12:16	12:27	13:23	13:57	14:43	15:54	16:11	16:26					
				0:46	0:11	0:56	0:34	0:46	1:11	0:17	0:15					
44	11	Endijs TITOMERS	16:50	1(48)	2(49)	3(50)	4(41)	5(33)	6(37)	7(38)	8(42)	9(43)	10(40)	11(45)	12(57)	13(46)
	3	Latvia		1:39	2:38	2:50	3:32	4:12	5:24	5:50	7:04	7:31	8:24	9:59	10:30	10:57
	#67	3BAABA 2,340 km		1:39	0:59	0:12	0:42	0:40	1:12	0:26	1:14	0:27	0:53	1:35	0:31	0:27
				14(55)	15(100)	16(51)	17(39)	18(58)	19(34)	20(100)	Finish					
				11:45	11:57	13:00	14:25	15:08	16:17	16:34	16:50					
				0:48	0:12	1:03	1:25	0:43	1:09	0:17	0:16					
45	17	XiaoMing LIU	16:55	1(35)	2(36)	3(50)	4(41)	5(33)	6(37)	7(38)	8(53)	9(54)	10(40)	11(45)	12(57)	13(46)
	2	People's Republic of China		1:14	1:44	2:20	3:00	3:43	5:04	5:26	7:15	7:48	8:40	10:19	10:53	11:33
	#24	2AABBB 2,370 km		1:14	0:30	0:36	0:40	0:43	1:21	0:22	1:49	0:33	0:52	1:39	0:34	0:40
				14(55)	15(100)	16(51)	17(47)	18(58)	19(34)	20(100)	Finish					
				12:12	12:23	13:25	14:13	15:07	16:20	16:38	16:55					
				0:39	0:11	1:02	0:48	0:54	1:13	0:18	0:17					
46	17	Qiong LUO	17:03	1(48)	2(49)	3(50)	4(41)	5(44)	6(52)	7(53)	8(54)	9(40)	10(45)	11(57)	12(46)	13(55)
	4	People's Republic of China		1:35	2:25	2:46	3:42	4:29	5:34	6:49	7:34	8:39	10:24	11:03	11:32	12:24
	#96	4BBBB 2,250 km		1:35	0:50	0:21	0:56	0:47	1:05	1:15	0:45	1:05	1:45	0:39	0:29	0:52
				14(100)	15(51)	16(47)	17(58)	18(56)	19(34)	20(100)	Finish					
				12:37	13:35	14:12	15:01	15:42	16:25	16:45	17:03					
				0:13	0:58	0:37	0:49	0:41	0:43	0:20	0:18					
47	13	Hanna SUDOL	17:20	1(35)	2(36)	3(50)	4(41)	5(44)	6(52)	7(53)	8(54)	9(40)	10(45)	11(57)	12(46)	13(55)
	4	Poland		1:24	2:01	2:42	3:33	4:26	5:27	6:39	7:14	8:03	10:32	11:17	11:45	12:46
	#88	4ABBB 2,240 km		1:24	0:37	0:41	0:51	0:53	1:01	1:12	0:35	0:49	2:29	0:45	0:28	1:01
				14(100)	15(51)	16(47)	17(58)	18(56)	19(34)	20(100)	Finish					
				12:57	13:53	14:30	15:22	16:00	16:44	17:03	17:20					
				0:11	0:56	0:37	0:52	0:38	0:44	0:19	0:17					
48	6	Birte FRIEDRICHS	17:38	1(48)	2(49)	3(50)	4(41)	5(33)	6(52)	7(53)	8(54)	9(40)	10(45)	11(59)	12(46)	13(55)
	4	Germany		1:43	2:39	2:54	3:43	4:28	5:32	6:47	7:26	8:24	10:27	10:54	11:51	12:39
	#91	4BABA 2,340 km		1:43	0:56	0:15	0:49	0:45	1:04	1:15	0:39	0:58	2:03	0:27	0:57	0:48
				14(100)	15(51)	16(47)	17(58)	18(56)	19(34)	20(100)	Finish					
				12:52	14:02	14:43	15:36	16:16	16:59	17:19	17:38					
				0:13	1:10	0:41	0:53	0:40	0:43	0:20	0:19					
49	15	Joshua Ho Kiu AU	17:46	1(35)	2(36)	3(50)	4(41)	5(44)	6(37)	7(38)	8(42)	9(43)	10(40)	11(45)	12(59)	13(46)
	2	Hong Kong China		1:30	2:07	2:47	3:29	4:11	5:42	6:02	7:37	8:06	9:14	11:12	11:36	12:21
	#25	2ABAAA 2,350 km		1:30	0:37	0:40	0:42	0:42	1:31	0:20	1:35	0:29	1:08	1:58	0:24	0:45
				14(55)	15(100)	16(51)	17(39)	18(58)	19(34)	20(100)	Finish					
				13:23	13:37	14:39	15:14	16:01	17:13	17:30	17:46					
				1:02	0:14	1:02	0:35	0:47	1:12	0:17	0:16					
50	7	Zara STEWART	18:19	1(35)	2(36)	3(50)	4(41)	5(33)	6(52)	7(53)	8(54)	9(40)	10(45)	11(57)	12(46)	13(55)
	4	New Zealand		1:58	2:36	3:20	4:08	5:07	6:17	7:43	8:10	9:08	11:15	11:58	12:30	13:24
	#84	4AABB 2,280 km		1:58	0:38	0:44	0:48	0:59	1:10	1:26	0:27	0:58	2:07	0:43	0:32	0:54
				14(100)	15(51)	16(47)	17(58)	18(56)	19(34)	20(100)	Finish					
				13:37	14:43	15:23	16:16	17:05	17:45	18:03	18:19					
				0:13	1:06	0:40	0:53	0:49	0:40	0:18	0:16					
50	10	Ana DEFEZ CERNICI	18:19	1(35)	2(36)	3(50)	4(41)	5(33)	6(52)	7(53)	8(54)	9(40)	10(45)	11(59)	12(46)	13(55)
	4	Spain		1:34	2:13	2:58	3:45	4:28	5:29	6:43	7:28	8:39	10:32	10:59	11:49	12:46
	#83	4AABA 2,340 km		1:34	0:39	0:45	0:47	0:43	1:01	1:14	0:45	1:11	1:53	0:27	0:50	0:57
				14(100)	15(51)	16(47)	17(58)	18(56)	19(34)	20(100)	Finish					
				13:01	14:21	15:05	15:58	16:37	17:45	18:02	18:19					
				0:15	1:20	0:44	0:53	0:39	1:08	0:17	0:17					
52	14	Kana HIGUCHI	18:23	1(48)	2(49)	3(50)	4(41)	5(33)	6(52)	7(31)	8(32)	9(40)	10(45)	11(59)	12(46)	13(55)
	4	Japan		1:42	2:43	3:00	3:50	4:33	5:40	6:53	7:20	8:29	10:43	11:11	12:05	12:56
	#89	4BAAA 2,290 km		1:42	1:01	0:17	0:50	0:43	1:07	1:13	0:27	1:09	2:14	0:28	0:54	0:51
				14(100)	15(51)	16(47)	17(58)	18(56)	19(34)	20(100)	Finish					
				13:11	14:23	15:07	16:21	17:00	17:44	18:05	18:23					
				0:15	1:12	0:44	1:14	0:39	0:44	0:21	0:18					



Pl	Stno	Name	Time													
Mixed (60)				(cont.)												
53	15	Ying Yau CHU	18:55	1(35)	2(36)	3(50)	4(41)	5(33)	6(52)	7(31)	8(32)	9(40)	10(45)	11(57)	12(46)	13(55)
	4	Hong Kong China		1:42	2:18	3:01	3:47	4:49	6:03	7:18	7:43	9:11	11:35	12:14	12:53	13:51
		#82 4AAAB 2,230 km		1:42	0:36	0:43	0:46	1:02	1:14	1:15	0:25	1:28	2:24	0:39	0:39	0:58
				14(100)	15(51)	16(47)	17(58)	18(56)	19(34)	20(100)	Finish					
				14:05	15:07	15:49	16:47	17:29	18:16	18:35	18:55					
				0:14	1:02	0:42	0:58	0:42	0:47	0:19	0:20					
54	16	Leandro NASCIMENTI	19:01	1(48)	2(49)	3(50)	4(41)	5(33)	6(37)	7(38)	8(53)	9(54)	10(40)	11(45)	12(57)	13(46)
	2	Brazil		1:31	2:19	2:33	3:28	4:13	5:39	6:05	7:49	8:39	9:47	11:57	12:46	13:27
		#40 2BABBB 2,370 km		1:31	0:48	0:14	0:55	0:45	1:26	0:26	1:44	0:50	1:08	2:10	0:49	0:41
				14(55)	15(100)	16(51)	17(47)	18(58)	19(34)	20(100)	Finish					
				14:23	14:34	15:28	16:13	17:16	18:27	18:46	19:01					
				0:56	0:11	0:54	0:45	1:03	1:11	0:19	0:15					
55	4	Rachel BROWN	19:04	1(35)	2(36)	3(50)	4(41)	5(44)	6(52)	7(53)	8(54)	9(40)	10(45)	11(59)	12(46)	13(55)
	4	Great Britain		1:32	2:12	2:57	3:47	4:35	7:35	8:44	9:08	10:02	11:57	12:30	13:17	14:07
		#87 4ABBA 2,300 km		1:32	0:40	0:45	0:50	0:48	3:00	1:09	0:24	0:54	1:55	0:33	0:47	0:50
				14(100)	15(51)	16(47)	17(58)	18(56)	19(34)	20(100)	Finish			*40	*53	*54
				14:20	15:21	15:58	17:03	17:42	18:24	18:45	19:04		5:03	5:59	6:35	
				0:13	1:01	0:37	1:05	0:39	0:42	0:21	0:19					
56	16	Douglas SCHMITZ	19:33	1(35)	2(36)	3(50)	4(41)	5(44)	6(37)	7(38)	8(42)	9(43)	10(40)	11(45)	12(59)	13(46)
	3	Brazil		1:30	2:05	2:45	3:40	4:41	6:04	6:33	8:21	8:53	10:05	12:35	13:07	13:57
		#57 3ABAAA 2,350 km		1:30	0:35	0:40	0:55	1:01	1:23	0:29	1:48	0:32	1:12	2:30	0:32	0:50
				14(55)	15(100)	16(51)	17(39)	18(58)	19(34)	20(100)	Finish					
				14:46	14:58	15:57	16:52	17:45	19:00	19:17	19:33					
				0:49	0:12	0:59	0:55	0:53	1:15	0:17	0:16					
57	15	Wing MAN	19:35	1(48)	2(49)	3(50)	4(41)	5(44)	6(52)	7(53)	8(54)	9(40)	10(45)	11(59)	12(46)	13(55)
	1	Hong Kong China		2:03	2:46	3:03	3:43	4:35	5:40	6:58	7:25	8:19	10:23	10:50	11:39	12:40
		#15 1BBBA 2,300 km		2:03	0:43	0:17	0:40	0:52	1:05	1:18	0:27	0:54	2:04	0:27	0:49	1:01
				14(100)	15(51)	16(47)	17(58)	18(56)	19(34)	20(100)	Finish			*35		
				12:55	15:50	16:27	17:29	18:08	18:55	19:16	19:35		1:27			
				0:15	2:55	0:37	1:02	0:39	0:47	0:21	0:19					
58	16	Mariana OSTETTO	23:39	1(35)	2(36)	3(50)	4(41)	5(33)	6(52)	7(31)	8(32)	9(40)	10(45)	11(57)	12(46)	13(55)
	1	Brazil		2:32	3:20	4:37	5:41	6:34	7:51	9:14	11:06	12:07	14:55	15:41	16:22	17:44
		#2 1AAAB 2,230 km		2:32	0:48	1:17	1:04	0:53	1:17	1:23	1:52	1:01	2:48	0:46	0:41	1:22
				14(100)	15(51)	16(47)	17(58)	18(56)	19(34)	20(100)	Finish					
				17:58	19:26	20:12	21:26	22:16	23:03	23:23	23:39					
				0:14	1:28	0:46	1:14	0:50	0:47	0:20	0:16					
59	16	Esther MARNET	26:13	1(48)	2(49)	3(50)	4(41)	5(44)	6(52)	7(53)	8(54)	9(40)	10(45)	11(59)	12(46)	13(55)
	4	Brazil		2:09	3:16	3:41	4:56	6:29	7:48	10:30	11:16	12:34	16:04	16:39	17:42	19:14
		#95 4BBBA 2,300 km		2:09	1:07	0:25	1:15	1:33	1:19	2:42	0:46	1:18	3:30	0:35	1:03	1:32
				14(100)	15(51)	16(47)	17(58)	18(56)	19(34)	20(100)	Finish					
				19:33	21:29	22:16	23:34	24:35	25:28	25:55	26:13					
				0:19	1:56	0:47	1:18	1:01	0:53	0:27	0:18					
	10	David ROJAS	mp	1(48)	2(49)	3(50)	4(41)	5(33)	6(37)	7(38)	8(42)	9(43)	10(40)	11(45)	12(59)	13(46)
	2	Spain		1:32	2:11	2:22	2:55	3:32	-----	4:52	6:04	6:26	7:18	8:46	9:11	9:50
		#34 2BAAB 2,420 km		1:32	0:39	0:11	0:33	0:37		1:20	1:12	0:22	0:52	1:28	0:25	0:39
				14(55)	15(100)	16(51)	17(47)	18(58)	19(34)	20(100)	Finish			*100		
				10:29	10:41	11:36	12:09	12:52	13:57	-----	14:30		14:13			
				0:39	0:12	0:55	0:33	0:43	1:05		0:33					



Medallists

Medal	NOC	Name
GOLD	SUI - Switzerland	GEMPERLE Natalia RANCAN Riccardo POLSINI Tino AEBERSOLD Simona
SILVER	SWE - Sweden	BJESSMO Emma GUSTAFSSON Jonatan MOLLEN August SONESSON Alva
BRONZE	CZE - Czechia	KRALOVA Denisa GLONEK Jakub KRIVDA Tomas RAUTURIER Tereza



TWG
2025
CHENGDU



PARKOUR

RESULTS BOOK

TABLE OF CONTENTS




35	Parkour	3898
35.1	Table of Contents	3899
35.2	Competition Schedule	3903
35.3	Number of Entries by NOC	3904
35.4	Entry List by NOC	3905
35.4.1	Entry List by NOC Men	3905
35.4.2	Entry List by NOC Women	3906
35.5	Medallists by Event	3907
35.6	Medal Standings	3908
35.7	Men's Speed	3909
35.7.1	Results Summary	3910
35.7.2	Medallists	3911
35.7.3	Final	3912
35.7.3.1	Start List	3912
35.7.3.2	Results	3913
35.7.4	Qualification	3914
35.7.4.1	Run 1 Start List	3914
35.7.4.2	Run 2 Start List	3915
35.7.4.3	Results	3916
35.8	Men's Freestyle	3917
35.8.1	Results Summary	3918
35.8.2	Medallists	3919
35.8.3	Final	3920
35.8.3.1	Start List	3920
35.8.3.2	Judges Assignments	3921
35.8.3.3	Results	3922
35.8.4	Qualification	3923
35.8.4.1	Run 1 Start List	3923
35.8.4.2	Judges Assignments	3924
35.8.4.3	Results	3925
35.9	Women's Speed	3926
35.9.1	Results Summary	3927
35.9.2	Medallists	3928
35.9.3	Final	3929
35.9.3.1	Start List	3929
35.9.3.2	Results	3930
35.9.4	Qualification	3931

RESULTS BOOK

TABLE OF CONTENTS

35.9.4.1	Run 1 Start List	3931
35.9.4.2	Run 2 Start List	3932
35.9.4.3	Results	3933
35.10	Women's Freestyle	3934
35.10.1	Results Summary	3935
35.10.2	Medallists	3936
35.10.3	Final	3937
35.10.3.1	Start List	3937
35.10.3.2	Judges Assignments	3938
35.10.3.3	Results	3939
35.10.4	Qualification	3940
35.10.4.1	Run 1 Start List	3940
35.10.4.2	Run 2 Start List	3941
35.10.4.3	Judges Assignments	3942
35.10.4.4	Results	3943



Competition Schedule

REVISED
11 AUG 19:08

As of MON 11 AUG 2025


Date	Start Time	Estimated Finish Time	Event
TUE 12 AUG	13:15	14:05	Men's Freestyle Qualification
	16:15	16:35	Women's Speed Qualification
	16:50	17:25	Men's Freestyle Final
	17:40	17:50	Women's Speed Final
WED 13 AUG	13:15	14:05	Women's Freestyle Qualification
	16:15	16:35	Men's Speed Qualification
	16:50	17:25	Women's Freestyle Final
	17:40	17:50	Men's Speed Final

Note:

Please check online for more details and the latest updates.

REVISED

Start Times have been corrected.




Number of Entries by NOC

As of 11 AUG 2025

	Men			Women			Total Athletes
	Speed	Freestyle	Athletes	Freestyle	Speed	Athletes	
ARG - Argentina				1	1	1	1
AUS - Australia				1	1	1	1
AUT - Austria	1	1	1				1
BUL - Bulgaria					1	1	1
CHN - People's Republic of China		1	1	1		1	2
COL - Colombia	1		1				1
CZE - Czechia	1	1	1	1		1	2
ESP - Spain				1	1	1	1
FRA - France	1	1	1				1
ITA - Italy	1		1				1
JPN - Japan		1	1	1		1	2
MEX - Mexico	1		1		1	1	2
NED - Netherlands	1	1	1	1	1	1	2
SUI - Switzerland	1	1	1				1
SVK - Slovakia	1		1				1
SWE - Sweden				1	1	1	1
THA - Thailand				1	1	1	1
USA - United States of America		1	1	1	1	1	2
Total: 18	9	8	12	10	9	12	24

Note:


Athletes are only counted once even if they participate in more than one event.



Entry List by NOC

As of MON 11 AUG 2025


NOC	Name	Date of Birth	FIG License Number	Event
AUT - Austria	KAHOFFER Tobias	3 MAR 2003	62187	Freestyle, Speed
CHN - People's Republic of China	FU Sida	14 OCT 2000	63965	Freestyle
COL - Colombia	PENA Carlos	5 OCT 1996	56568	Speed
CZE - Czechia	CHUM Jaroslav	23 SEP 1997	55898	Speed, Freestyle
FRA - France	HITZ Eloan	27 JUN 2006	62578	Freestyle, Speed
ITA - Italy	CONSOLINI Andrea	11 AUG 2001	51155	Speed
JPN - Japan	SHIOHATA Mutsuhiro	21 OCT 1997	57028	Freestyle
MEX - Mexico	FIERRO Andres	10 AUG 2000	63520	Speed
NED - Netherlands	VAN SCHINGEN Tangui	10 APR 2004	52435	Freestyle, Speed
SUI - Switzerland	CORDT-MOELLER Caryl	16 JUN 2000	53051	Speed, Freestyle
SVK - Slovakia	MALAGA Esteban	19 DEC 2002	59621	Speed
USA - United States of America	RUDOLPH Shea	21 JAN 2000	56656	Freestyle



Entry List by NOC

As of MON 11 AUG 2025


NOC	Name	Date of Birth	FIG License Number	Event
ARG - Argentina				
	BANCHOFF TZANCOFF Sara	19 OCT 2005	59879	Freestyle, Speed
AUS - Australia				
	ZITIS Stephania	28 JUL 1997	44970	Speed, Freestyle
BUL - Bulgaria				
	MOMCHILOVA Kseniya	24 JAN 2000	56463	Speed
CHN - People's Republic of China				
	SHANG Chunsong	18 MAR 1996	62272	Freestyle
CZE - Czechia				
	MERKOVA Adela	23 MAR 2001	48001	Freestyle
ESP - Spain				
	NAVARRO Stefanny	7 MAY 1998	45368	Speed, Freestyle
JPN - Japan				
	NAGAI Nene	17 JUN 2006	59882	Freestyle
MEX - Mexico				
	OLSON Raquel	8 APR 1994	58951	Speed
NED - Netherlands				
	MAN Noa	11 DEC 2004	52396	Speed, Freestyle
SWE - Sweden				
	TIBBLING Miranda	31 JAN 2004	53101	Speed, Freestyle
THA - Thailand				
	ATCHARIYADAMRONGKUL Sirinnaphat	24 MAR 1994	63820	Speed, Freestyle
USA - United States of America				
	JOHNSON Audrey	12 JUL 2001	56654	Freestyle, Speed



Medallists by Event

As of WED 13 AUG 2025 at 17:59

Event	Date	Medal	Name	NOC Code
Women's Freestyle	13 AUG 2025	GOLD	SHANG Chunsong	CHN
		SILVER	NAGAI Nene	JPN
		BRONZE	BANCHOFF TZANCOFF Sara	ARG
Men's Freestyle	12 AUG 2025	GOLD	SHIOHATA Mutsuhiro	JPN
		SILVER	HITZ Eloan	FRA
		BRONZE	RUDOLPH Shea	USA
Women's Speed	12 AUG 2025	GOLD	TIBBLING Miranda	SWE
		SILVER	MAN Noa	NED
		BRONZE	BANCHOFF TZANCOFF Sara	ARG
Men's Speed	13 AUG 2025	GOLD	CORDT-MOELLER Caryl	SUI
		SILVER	CHUM Jaroslav	CZE
		BRONZE	CONSOLINI Andrea	ITA



Medal Standings

As of WED 13 AUG 2025 at 18:00

Rank	NOC	Men				Women				Total				Rank by Total
		G	S	B	Tot.	G	S	B	Tot.	G	S	B	Tot.	
1	JPN - Japan	1			1		1		1	1	1		2	=1
2	CHN - China					1			1	1			1	=3
2	SUI - Switzerland	1			1					1			1	=3
2	SWE - Sweden					1			1	1			1	=3
5	CZE - Czechia		1		1						1		1	=3
5	FRA - France		1		1						1		1	=3
5	NED - Netherlands						1		1		1		1	=3
8	ARG - Argentina							2	2			2	2	=1
9	ITA - Italy			1	1							1	1	=3
9	USA - United States			1	1							1	1	=3
Total:		2	2	2	6	2	2	2	6	4	4	4	12	

Note:

Rank by Total is calculated by the total number of gold, silver and bronze medals.

Legend:

= Equal sign indicates that two or more NOCs share the same rank by total
G Gold **S** Silver

B Bronze
Tot. Total

Timing and Results provided by Tissot




TWG
2025
CHENGDU




PARKOUR

Men's Speed




Results Summary

Rank	Race Number	Name	NOC Code	Position	Result
Final					
	1	CORDT-MOELLER Caryl	SUI	1	25.30
	2	CHUM Jaroslav	CZE	2	25.83
	3	CONSOLINI Andrea	ITA	3	27.27
	4	PENA Carlos	COL	4	27.30
	5	MALAGA Esteban	SVK	5	27.82
	6	VAN SCHINGEN Tangui	NED	6	29.05
Qualification					
	7	FIERRO Andres	MEX	7	28.37
	8	KAHOFER Tobias	AUT	8	32.61



Medallists


Medal	Name	NOC
GOLD	CORDT-MOELLER Caryl	SUI - Switzerland
SILVER	CHUM Jaroslav	CZE - Czechia
BRONZE	CONSOLINI Andrea	ITA - Italy



Start List

Number of competitors : 6 / Number of NOCs : 6

Heat	Lane 1		Lane 2	
	Name	NOC	Name	NOC
1	VAN SCHINGEN Tangui	NED	MALAGA Esteban	SVK
2	CORDT-MOELLER Caryl	SUI	CONSOLINI Andrea	ITA
3	CHUM Jaroslav	CZE	PENA Carlos	COL




Results

Number of competitors : 6 / Number of NOCs : 6

Rank	Name	NOC Code	Pen.	Time
1	CORDT-MOELLER Caryl	SUI		25.30
2	CHUM Jaroslav	CZE		25.83
3	CONSOLINI Andrea	ITA		27.27
4	PENA Carlos	COL		27.30
5	MALAGA Esteban	SVK		27.82
6	VAN SCHINGEN Tangui	NED		29.05

Legend:
Pen. Penalty


Timing and Results provided by Tissot



Start List - Run 1

Number of competitors : 9 / Number of NOCs : 9


Heat	Lane 1		Lane 2	
	Name	NOC	Name	NOC
1	KAHOFER Tobias	AUT	CORDT-MOELLER Caryl	SUI
2	CONSOLINI Andrea	ITA	MALAGA Esteban	SVK
3	CHUM Jaroslav	CZE	HITZ Eloan	FRA
4	FIERRO Andres	MEX	VAN SCHINGEN Tangui	NED
5	PENA Carlos	COL		



Start List - Run 2

Number of competitors : 9 / Number of NOCs : 9

Heat	Lane 1		Lane 2	
	Name	NOC	Name	NOC
1	FIERRO Andres	MEX	MALAGA Esteban	SVK



WED 13 AUG 2025
START TIME 16:15

Results

Number of competitors : 9 / Number of NOCs : 9

Rank	Name	NOC Code	Qualification Run		Pen.	Time
			1	2		
1	CHUM Jaroslav	CZE	26.27			26.27 Q
2	PENA Carlos	COL	26.33			26.33 Q
3	CORDT-MOELLER Caryl	SUI	27.42			27.42 Q
4	CONSOLINI Andrea	ITA	27.47			27.47 Q
5	VAN SCHINGEN Tangui	NED	27.66			27.66 Q
6	MALAGA Esteban	SVK	DNC	27.79		27.79 Q
7	FIERRO Andres	MEX	DNC	28.37		28.37 R
8	KAHOFFER Tobias	AUT	32.61			32.61 R
	HITZ Eloan	FRA	DNS			DNS

Legend:

DNC Does not count **DNS** Did not Start **Pen.** Penalty
Q Qualified **R** Reserve

Timing and Results provided by Tissot




TWG
2025
CHENGDU




PARKOUR

Men's Freestyle




Results Summary

Rank	Race Number	Name	NOC Code	Position	Result
Final					
1		SHIOHATA Mutsuhiro	JPN	1	28.8
2		HITZ Eloan	FRA	2	27.1
3		RUDOLPH Shea	USA	3	26.7
4		VAN SCHINGEN Tangui	NED	4	26.4
5		FU Sida	CHN	5	17.4
6		CORDT-MOELLER Caryl	SUI	6	17.1
7		KAHOFER Tobias	AUT	7	14.5



Medallists


Medal	Name	NOC
GOLD	SHIOHATA Mutsuhiro	JPN - Japan
SILVER	HITZ Eloan	FRA - France
BRONZE	RUDOLPH Shea	USA - United States

TUE 12 AUG 2025
START TIME 16:50

Start List

Number of competitors : 7 / Number of NOCs : 7

Start Order	Name	NOC Code
1	FU Sida	CHN
2	CORDT-MOELLER Caryl	SUI
3	HITZ Eloan	FRA
4	VAN SCHINGEN Tangui	NED
5	RUDOLPH Shea	USA
6	KAHOFFER Tobias	AUT
7	SHIOHATA Mutsuhiro	JPN




Judges Assignments

Function	Name	NOC Code
D1	PEREZ Pablo	ESP
D2	CHROMECEK Martin	CZE
D3	SALAZAR Juan Diego	COL
CJP	TAMARELLE Benoit	FRA
E2	ZHOU Jun	CHN
E3	GABRIEL Harrison Austin	AUS

Legend:

CJP	Chair of Judges' Panel	Dx	Difficulty Judges (x=1-3)	Ex	Execution Judges (x=1-3)
-----	------------------------	----	---------------------------	----	--------------------------



TUE 12 AUG 2025
START TIME 16:50

Results


Number of competitors : 7 / Number of NOCs : 7

Rank	Name	NOC Code	Run	Criteria		Pen.	Total Score
				Dif	Exe		
1	SHIOHATA Mutsuhiro	JPN	1	16.0	12.8		28.8
2	HITZ Eloan	FRA	1	16.9	10.2		27.1
3	RUDOLPH Shea	USA	1	12.6	14.1		26.7
4	VAN SCHINGEN Tangui	NED	1	13.3	13.1		26.4
5	FU Sida	CHN	1	10.2	7.2		17.4
6	CORDT-MOELLER Caryl	SUI	1	8.1	9.0		17.1
7	KAHOFFER Tobias	AUT	1	10.2	4.3		14.5

Legend:

Dif	Difficulty	Exe	Execution	Pen.	Penalty
------------	------------	------------	-----------	-------------	---------


Timing and Results provided by Tissot

TUE 12 AUG 2025
START TIME 13:15

Start List - Run 1

Number of competitors : 8 / Number of NOCs : 8

Start Order	Name	NOC Code
1	RUDOLPH Shea	USA
2	CORDT-MOELLER Caryl	SUI
3	VAN SCHINGEN Tangui	NED
4	HITZ Eloan	FRA
5	CHUM Jaroslav	CZE
6	SHIOHATA Mutsuhiro	JPN
7	KAHOFFER Tobias	AUT
8	FU Sida	CHN




Judges Assignments

Function	Name	NOC Code
D1	PEREZ Pablo	ESP
D2	CHROMECEK Martin	CZE
D3	SALAZAR Juan Diego	COL
CJP	TAMARELLE Benoit	FRA
E2	ZHOU Jun	CHN
E3	GABRIEL Harrison Austin	AUS

Legend:

CJP	Chair of Judges' Panel	Dx	Difficulty Judges (x=1-3)	Ex	Execution Judges (x=1-3)
-----	------------------------	----	---------------------------	----	--------------------------



TUE 12 AUG 2025
START TIME 13:15

Results

Number of competitors : 8 / Number of NOCs : 8

Rank	Name	NOC Code	Run	Criteria		Pen.	Total Score
				Dif	Exe		
1	SHIOHATA Mutsuhiro	JPN	1	14.8	12.7		27.5 Q
2	KAHOFFER Tobias	AUT	1	15.6	10.4		26.0 Q
3	RUDOLPH Shea	USA	1	11.7	13.5		25.2 Q
4	VAN SCHINGEN Tangui	NED	1	9.0	14.2		23.2 Q
5	HITZ Eloan	FRA	1	11.6	10.2		21.8 Q
6	CORDT-MOELLER Caryl	SUI	1	7.2	14.0		21.2 Q
7	FU Sida	CHN	1	7.6	5.0		12.6 Q
	CHUM Jaroslav	CZE	1				DNS

Legend:

Dif Difficulty
Pen. Penalty
DNS Did Not Start
Q Qualified

Exe Execution




TWG
2025
CHENGDU




PARKOUR

Women's Speed




Results Summary

Rank	Race Number	Name	NOC Code	Position	Result
Final					
	1	TIBBLING Miranda	SWE	1	36.62
	2	MAN Noa	NED	2	37.67
	3	BANCHOFF TZANCOFF Sara	ARG	3	39.52
	4	JOHNSON Audrey	USA	4	40.33
	5	MOMCHILOVA Kseniya	BUL	5	41.45
	6	OLSON Raquel	MEX	6	42.54
Qualification					
	7	NAVARRO Stefanny	ESP	7	46.44
	8	ZITIS Stephania	AUS	8	58.17
	9	ATCHARIYADAMRONGKUL Sirinnaphat	THA	9	1:09.27



Medallists


Medal	Name	NOC
GOLD	TIBBLING Miranda	SWE - Sweden
SILVER	MAN Noa	NED - Netherlands
BRONZE	BANCHOFF TZANCOFF Sara	ARG - Argentina

TUE 12 AUG 2025
START TIME 17:40

Start List

Number of competitors : 6 / Number of NOCs : 6

Heat	Lane 1		Lane 2	
	Name	NOC	Name	NOC
1	JOHNSON Audrey	USA	OLSON Raquel	MEX
2	BANCHOFF TZANCOFF Sara	ARG	MOMCHILOVA Kseniya	BUL
3	TIBBLING Miranda	SWE	MAN Noa	NED




Results

Number of competitors : 6 / Number of NOCs : 6

Rank	Name	NOC Code	Pen.	Time
1	TIBBLING Miranda	SWE		36.62
2	MAN Noa	NED		37.67
3	BANCHOFF TZANCOFF Sara	ARG		39.52
4	JOHNSON Audrey	USA		40.33
5	MOMCHILOVA Kseniya	BUL		41.45
6	OLSON Raquel	MEX		42.54

Legend:
Pen. Penalty




TUE 12 AUG 2025
START TIME 16:30

Start List - Run 1

Number of competitors : 9 / Number of NOCs : 9


Heat	Lane 1		Lane 2	
	Name	NOC	Name	NOC
1	ZITIS Stephania	AUS	ATCHARIYADAMRONGKUL Sirinnaphat	THA
2	NAVARRO Stefanny	ESP	TIBBLING Miranda	SWE
3	BANCHOFF TZANCOFF Sara	ARG	MOMCHILOVA Kseniya	BUL
4	OLSON Raquel	MEX	JOHNSON Audrey	USA
5	MAN Noa	NED		



Start List - Run 2

Number of competitors : 9 / Number of NOCs : 9

Heat	Lane 1		Lane 2	
	Name	NOC	Name	NOC
1	OLSON Raquel	MEX		



TUE 12 AUG 2025
START TIME 16:15

Results

Number of competitors : 9 / Number of NOCs : 9

Rank	Name	NOC Code	Qualification Run		Pen.	Time
			1	2		
1	TIBBLING Miranda	SWE	38.68			38.68 Q
2	MAN Noa	NED	39.53			39.53 Q
3	BANCHOFF TZANCOFF Sara	ARG	42.22			42.22 Q
4	MOMCHILOVA Kseniya	BUL	43.07			43.07 Q
5	JOHNSON Audrey	USA	43.80			43.80 Q
6	OLSON Raquel	MEX	DNC	45.34		45.34 Q
7	NAVARRO Stefanny	ESP	46.44			46.44 R
8	ZITIS Stephania	AUS	58.17			58.17 R
9	ATCHARIYADAMRONGKUL Sirinnaphat	THA	1:09.27			1:09.27 R

Legend:

DNC Does not count **Pen.** Penalty **Q** Qualified
R Reserve

Timing and Results provided by Tissot




TWG
2025
CHENGDU




PARKOUR

Women's Freestyle




Results Summary

Rank	Race Number	Name	NOC Code	Position	Result
Final					
1		SHANG Chunsong	CHN	1	24.7
2		NAGAI Nene	JPN	2	22.9
3		BANCHOFF TZANCOFF Sara	ARG	3	20.6
4		JOHNSON Audrey	USA	4	20.5
5		MAN Noa	NED	5	20.1
6		NAVARRO Stefanny	ESP	6	19.0
7		TIBBLING Miranda	SWE	7	18.7
8		MERKOVA Adela	CZE	8	10.8
Qualification					
9		ZITIS Stephania	AUS	9	16.0
10		ATCHARIYADAMRONGKUL Sirinnaphat	THA	10	15.7



Medallists


Medal	Name	NOC
GOLD	SHANG Chunsong	CHN - China
SILVER	NAGAI Nene	JPN - Japan
BRONZE	BANCHOFF TZANCOFF Sara	ARG - Argentina

WED 13 AUG 2025
START TIME 16:50

Start List

Number of competitors : 8 / Number of NOCs : 8

Start Order	Name	NOC Code
1	TIBBLING Miranda	SWE
2	MERKOVA Adela	CZE
3	NAVARRO Stefanny	ESP
4	JOHNSON Audrey	USA
5	BANCHOFF TZANCOFF Sara	ARG
6	NAGAI Nene	JPN
7	MAN Noa	NED
8	SHANG Chunsong	CHN




Judges Assignments

Function	Name	NOC Code
D1	PEREZ Pablo	ESP
D2	VENTURELLI Francesco	ITA
D3	ZUIJDERWIJK Bo	NED
CJP	TAMARELLE Benoit	FRA
E2	DAVISON Will	USA
E3	CHUDY David	SVK

Legend:

CJP Chair of Judges' Panel **Dx** Difficulty Judges (x=1-3) **Ex** Execution Judges (x=1-3)



WED 13 AUG 2025
START TIME 16:50

Results


Number of competitors : 8 / Number of NOCs : 8

Rank	Name	NOC Code	Run	Criteria		Pen.	Total Score
				Dif	Exe		
1	SHANG Chunsong	CHN	1	13.5	11.2		24.7
2	NAGAI Nene	JPN	1	10.0	12.9		22.9
3	BANCHOFF TZANCOFF Sara	ARG	1	7.3	13.3		20.6
4	JOHNSON Audrey	USA	1	8.7	11.8		20.5
5	MAN Noa	NED	1	10.3	9.8		20.1
6	NAVARRO Stefanny	ESP	1	7.7	11.3		19.0
7	TIBBLING Miranda	SWE	1	6.5	12.2		18.7
8	MERKOVA Adela	CZE	1	6.3	4.5		10.8

Legend:

Dif Difficulty **Exe** Execution **Pen.** Penalty


Timing and Results provided by Tissot

WED 13 AUG 2025
START TIME 13:15

Start List - Run 1

Number of competitors : 10 / Number of NOCs : 10


Start Order	Name	NOC Code
1	NAGAI Nene	JPN
2	BANCHOFF TZANCOFF Sara	ARG
3	ZITIS Stephania	AUS
4	MAN Noa	NED
5	MERKOVA Adela	CZE
6	SHANG Chunsong	CHN
7	JOHNSON Audrey	USA
8	NAVARRO Stefanny	ESP
9	TIBBLING Miranda	SWE
10	ATCHARIYADAMRONGKUL Sirinnaphat	THA

WED 13 AUG 2025
START TIME 13:50

Start List - Run 2

Number of competitors : 10 / Number of NOCs : 10

Start Order	Name	NOC Code
1	MAN Noa	NED




Judges Assignments

Function	Name	NOC Code
D1	PEREZ Pablo	ESP
D2	VENTURELLI Francesco	ITA
D3	ZUIJDERWIJK Bo	NED
CJP	TAMARELLE Benoit	FRA
E2	DAVISON Will	USA
E3	CHUDY David	SVK

Legend:

CJP	Chair of Judges' Panel	Dx	Difficulty Judges (x=1-3)	Ex	Execution Judges (x=1-3)
------------	------------------------	-----------	---------------------------	-----------	--------------------------



WED 13 AUG 2025
START TIME 13:15

Results

Number of competitors : 10 / Number of NOCs : 10

Rank	Name	NOC Code	Run	Criteria		Pen.	Total Score
				Dif	Exe		
1	SHANG Chunsong	CHN	1	13.5	10.6		24.1 Q
2	MAN Noa	NED	2	10.2	11.2		21.4 Q
3	NAGAI Nene	JPN	1	9.0	12.3		21.3 Q
4	BANCHOFF TZANCOFF Sara	ARG	1	7.3	13.7		21.0 Q
5	JOHNSON Audrey	USA	1	8.5	11.5		20.0 Q
6	NAVARRO Stefanny	ESP	1	7.5	11.8		19.3 Q
7	MERKOVA Adela	CZE	1	9.1	10.1		19.2 Q
8	TIBBLING Miranda	SWE	1	5.9	10.6		16.5 Q
9	ZITIS Stephania	AUS	1	3.6	12.4		16.0 R
10	ATCHARIYADAMRONGKUL Sirinnaphat	THA	1	4.3	11.4		15.7 R

Legend:

Dif	Difficulty	Exe	Execution	Pen.	Penalty
Q	Qualified	R	Reserve		

Timing and Results provided by Tissot

GPkW1FS-----QUAL-----_73D v1.0

Report Created WED 13 AUG 2025 14:13

Page 1/1



TWG
2025
CHENGDU



POWERBOATING

RESULTS BOOK

TABLE OF CONTENTS



36	Powerboating	3942
36.1	Table of Contents	3943
36.2	Competition Schedule	3947
36.3	Number of Entries by NOC	3948
36.4	Entry List by NOC	3949
36.5	Daily Schedule	3950
36.5.1	Daily Schedule - 15 Aug 2025	3950
36.5.2	Daily Schedule - 16 Aug 2025	3951
36.5.3	Daily Schedule - 17 Aug 2025	3952
36.6	Medallists by Event	3953
36.7	Medal Standings	3954
36.8	Men's MotoSurf	3955
36.8.1	Entry List by Event	3956
36.8.2	Medallists	3957
36.8.3	Finals	3958
36.8.3.1	Start List	3958
36.8.3.2	Results	3959
36.8.4	Heats	3960
36.8.4.1	Start List Summary	3960
36.8.4.2	Heat Summary	3962
36.8.4.3	Heat 1 - Group A Results	3963
36.8.4.4	Heat 1 - Group B Results	3964
36.8.4.5	Heat 2 - Group A Results	3965
36.8.4.6	Heat 2 - Group B Results	3966
36.8.4.7	Heat 3 - Group A Results	3967
36.8.4.8	Heat 3 - Group B Results	3968
36.8.4.9	Heat 4 - Group A Results	3969
36.8.4.10	Heat 4 - Group B Results	3970
36.8.5	Qualification	3971
36.8.5.1	Start List	3971
36.8.5.2	Results	3972
36.9	Women's MotoSurf	3973
36.9.1	Entry List by Event	3974
36.9.2	Medallists	3975
36.9.3	Finals	3976
36.9.3.1	Start List	3976
36.9.3.2	Results	3977

RESULTS BOOK

TABLE OF CONTENTS

36.9.4	Heats	3978
36.9.4.1	Start List Summary	3978
36.9.4.2	Heat Summary	3982
36.9.4.3	Heat 1 - Group A Results	3983
36.9.4.4	Heat 1 - Group B Results	3984
36.9.4.5	Heat 2 - Group A Results	3985
36.9.4.6	Heat 2 - Group B Results	3986
36.9.4.7	Heat 3 - Group A Results	3987
36.9.4.8	Heat 3 - Group B Results	3988
36.9.4.9	Heat 4 - Group A Results	3989
36.9.4.10	Heat 4 - Group B Results	3990
36.9.5	Qualification	3991
36.9.5.1	Start List	3991
36.9.5.2	Results	3992
36.10	Mixed MotoSurf Nations Cup	3993
36.10.1	Entry List by Event	3994
36.10.2	Medallists	3995
36.10.3	Finals	3996
36.10.3.1	Start List	3996
36.10.3.2	Results	3997
36.10.4	Heats	3998
36.10.4.1	Start List Summary	3998
36.10.4.2	Heat Summary	4000
36.10.4.3	Heat 1 Results	4001
36.10.4.4	Heat 2 Results	4002
36.10.5	Qualification	4003
36.10.5.1	Start List	4003
36.10.5.2	Results	4004



Competition Schedule

As of FRI 15 AUG 2025

Date	Start Time	Event
FRI 15 AUG	11:00	Men's MotoSurf, Qualification
	12:05	Women's MotoSurf, Qualification
	14:30	Mixed MotoSurf Nations Cup, Qualification
	16:20	Men's MotoSurf, Heats
	16:50	Women's MotoSurf, Heats
SAT 16 AUG	9:45	Men's MotoSurf, Heats
	10:15	Women's MotoSurf, Heats
	11:25	Mixed MotoSurf Nations Cup, Heats
	12:45	Men's MotoSurf, Heats
	13:15	Women's MotoSurf, Heats
	14:30	Mixed MotoSurf Nations Cup, Heats
	15:30	Men's MotoSurf, Heats
	16:00	Women's MotoSurf, Heats
SUN 17 AUG	11:30	Mixed MotoSurf Nations Cup, Final
	13:00	Men's MotoSurf, Final
	13:15	Women's MotoSurf, Final



Number of Entries by NOC

As of WED 13 AUG 2025

NOC	Men	Women	Mixed	Athlete Total
	MotoSurf	MotoSurf	Nations Cup	
BEL - Belgium	1	1	2	2
CAN - Canada	1	1	2	2
CHN - People's Republic of China	4	4	2	8
CYP - Cyprus		1		1
CZE - Czechia	2	2	2	4
GER - Germany	1	1	2	2
JPN - Japan	1	2	2	3
KOR - Republic of Korea	2	2	2	4
KUW - Kuwait		2		2
MEX - Mexico	2			2
POL - Poland	1	1	2	2
SVK - Slovakia	2	2	2	4
SWE - Sweden		2		2
THA - Thailand		1		1
USA - United States of America	2	2	2	4
Total:	19	24	20	43



Entry List by NOC

As of THU 14 AUG 2025

NOC	Name	Date of Birth
BEL - Belgium	THELLIN Laureen VANKERSBILCK Yano	14 NOV 1993 3 JUL 1985
CAN - Canada	ANDREWS Mark DEVEAU Reanna	22 SEP 1986 18 AUG 1987
CHN - People's Republic of China	CHAI Xin FENG Zhanghao GAO Jiayin JIN Shulin LI Zimeng YUE Nixin ZHANG Maozhu ZU Linxing	1 JUL 2002 10 MAY 2006 13 JUN 2005 17 FEB 2002 15 AUG 2009 27 JUL 1994 5 MAR 2001 11 MAY 2005
CYP - Cyprus	MICHAELIDES Mike	14 OCT 2007
CZE - Czechia	LUKSCHIEDER Alex MATOUSKOVA Eliska NAVAROVA Mariana ZAHORSKY Lukas	11 OCT 2006 1 JAN 2008 19 FEB 2007 3 JUN 2001
GER - Germany	BECKMANN Jennifer LUX Sebastian	25 FEB 1989 18 OCT 1981
JPN - Japan	IKEDA Suguru MAMADA Daisuke TORY Miki	21 FEB 1988 7 FEB 1994 3 NOV 1976
KOR - Republic of Korea	KIM Down KIM Minseong LEE Eunjin LEE Miyeon	17 APR 1984 16 APR 2005 10 SEP 1987 4 FEB 1986
KUW - Kuwait	BOABBAS Hasan RAMADHAN Fares	8 MAY 1997 10 SEP 2007
MEX - Mexico	FLORES Arantxa	9 JAN 2007
POL - Poland	JANORA Arkadiusz JANORA Rozalia	15 OCT 1983 17 SEP 2009
SVK - Slovakia	SKAMLA Marek STRCULOVA Emma ZUBOR Timotej ZUBOROVA Sara	29 SEP 2003 23 JUL 2008 25 AUG 2005 4 AUG 2011
SWE - Sweden	HULTBERG Hannes LANNER Alexander	14 MAY 1995 29 DEC 2005
THA - Thailand	JANTORN Vatcharasak	8 MAY 2008
USA - United States of America	BURK Anna BURK Theodore SQUIRE Antony	1 MAY 2008 23 MAR 1978 23 MAY 1996



Daily Schedule

FRI 15 AUG 2025

Start Time	Event	Round
11:00	Men's MotoSurf	Qualification
12:05	Women's MotoSurf	Qualification
14:30	Mixed MotoSurf Nations Cup	Qualification
16:20	Men's MotoSurf	Heats
16:50	Women's MotoSurf	Heats



Daily Schedule

SAT 16 AUG 2025

Start Time	Event	Round
9:45	Men's MotoSurf	Heats
10:15	Women's MotoSurf	Heats
11:25	Mixed MotoSurf Nations Cup	Heats
12:45	Men's MotoSurf	Heats
13:15	Women's MotoSurf	Heats
15:03	Mixed MotoSurf Nations Cup	Heats
15:53	Men's MotoSurf	Heats
16:23	Women's MotoSurf	Heats



Daily Schedule

SUN 17 AUG 2025

Start Time	Event	Round
11:30	Mixed MotoSurf Nations Cup	Final
13:00	Men's MotoSurf	Final
13:15	Women's MotoSurf	Final



Medallists by Event

As of SUN 17 AUG 2025

After 3 of 3 Events

Event Name	Date	Medal	Name	NOC Code
Men's MotoSurf	SUN 17 AUG	GOLD	ZAHORSKY Lukas	CZE
		SILVER	ZHANG Maozhu	CHN
		BRONZE	FENG Zhanghao	CHN
Women's MotoSurf	SUN 17 AUG	GOLD	MATOUSKOVA Eliska	CZE
		SILVER	GAO Jiayin	CHN
		BRONZE	STRCULOVA Emma	SVK
Mixed MotoSurf Nations Cup	SUN 17 AUG	GOLD	MATOUSKOVA Eliska	CZE
			ZAHORSKY Lukas	
		SILVER	JANORA Rozalia	POL
			JANORA Arkadiusz	
		BRONZE	ZUBOROVA Sara	SVK
			SKAMLA Marek	



Medal Standings

As of SUN 17 AUG 2025

After 3 of 3 Events

Rank	NOC	Men				Women				Total				Rank by Total
		G	S	B	Tot	G	S	B	Tot	G	S	B	Tot	
1	CZE - Czechia	1			1	1			1	3			3	=1
2	CHN - People's Republic of China		1	1	2		1		1		2	1	3	=1
3	POL - Poland										1		1	4
4	SVK - Slovakia							1	1			2	2	3
	Total:	1	1	1	3	1	1	1	3	3	3	3	9	

Legend:

= Equal sign indicates that two or more NOCs share the same rank by total **B** Bronze **G** Gold **S** Silver **Tot** Total

Timing and Results provided by Tissot



POWERBOATING

Men's MotoSurf



Entry List by Event

As of THU 14 AUG 2025

NOC	Bib Number	Name	Date of Birth
BEL - Belgium	999	VANKERSBILCK Yano	3 JUL 1985
CAN - Canada	525	ANDREWS Mark	22 SEP 1986
CHN - People's Republic of China		FENG Zhanghao	10 MAY 2006
	17	JIN Shulin	17 FEB 2002
	136	ZHANG Maozhu	5 MAR 2001
		ZU Linxing	11 MAY 2005
CYP - Cyprus	22	MICHAELIDES Mike	14 OCT 2007
CZE - Czechia	10	LUKSCHIEDER Alex	11 OCT 2006
	36	ZAHORSKY Lukas	3 JUN 2001
GER - Germany	11	LUX Sebastian	18 OCT 1981
JPN - Japan	50	IKEDA Suguru	21 FEB 1988
	27	MAMADA Daisuke	7 FEB 1994
KOR - Republic of Korea		KIM Down	17 APR 1984
	1	KIM Minseong	16 APR 2005
KUW - Kuwait	42	BOABBAS Hasan	8 MAY 1997
	9	RAMADHAN Fares	10 SEP 2007
POL - Poland	151	JANORA Arkadiusz	15 OCT 1983
SVK - Slovakia	195	SKAMLA Marek	29 SEP 2003
	57	ZUBOR Timotej	25 AUG 2005
SWE - Sweden	7	HULTBERG Hannes	14 MAY 1995
	15	LANNER Alexander	29 DEC 2005
THA - Thailand		JANTORN Vatcharasak	8 MAY 2008
USA - United States of America	342	BURK Theodore	23 MAR 1978
	69	SQUIRE Antony	23 MAY 1996



Medallists

As of SUN 17 AUG 2025

Medal	Name	NOC
GOLD	ZAHORSKY Lukas	CZE - Czechia
SILVER	ZHANG Maozhu	CHN - People's Republic of China
BRONZE	FENG Zhanghao	CHN - People's Republic of China



Start List

Laps: 10

Jocker Laps: 2

Position	Name	NOC Code	Bib
1	ZAHORSKY Lukas	CZE	36
2	FENG Zhanghao	CHN	
3	KIM Down	KOR	
4	ZHANG Maozhu	CHN	136
5	SKAMLA Marek	SVK	195
6	LUKSCHIEDER Alex	CZE	10
7	JIN Shulin	CHN	17
8	KIM Minseong	KOR	1
9	ZU Linxing	CHN	
A	SQUIRE Antony	USA	69
B	LANNER Alexander	SWE	15
C	BOABBAS Hasan	KUW	42



Results

Laps: 10

Joker Laps: 2

Rank	Name	NOC Code	Laps time	JS	JL	MB	WB	Total time	Points
1	ZAHORSKY Lukas	CZE	10 9:22.230	no -	2 -	0 -	0 -	9:22.2300 -	18
2	ZHANG Maozhu	CHN	10 9:31.140	no -	2 -	0 -	0 -	9:31.1400 -	14
3	FENG Zhanghao	CHN	10 9:40.290	no -	2 -	0 -	0 -	9:40.2900 -	11
4	JIN Shulin	CHN	10 9:42.250	no -	2 -	0 -	0 -	9:42.2500 -	9
5	LUKSCHIEDER Alex	CZE	10 9:43.600	no -	2 -	0 -	0 -	9:43.6000 -	8
6	KIM Down	KOR	10 9:07.780	no -	1 +0:40	0 -	0 -	9:47.7800 (+0:40)	7
7	SKAMLA Marek	SVK	10 9:48.200	no -	2 -	0 -	0 -	9:48.2000 -	6
8	BOABBAS Hasan	KUW	10 9:58.880	no -	2 -	0 -	0 -	9:58.8800 -	5
9	SQUIRE Antony	USA	10 10:01.550	no -	2 -	0 -	0 -	10:01.5501 -	4
10	KIM Minseong	KOR	10 10:04.150	no -	2 -	0 -	0 -	10:04.1500 -	3
11	ZU Linxing	CHN	10 9:27.070	no -	1 +0:40	0 -	0 -	10:07.0700 (+0:40)	2
12	LANNER Alexander	SWE	9 9:12.590	no -	2 -	0 -	0 -	9:12.5900 -	1

Legend:

JL Jocker Laps
WB Wrong Balon

JS Jump Start

MS Missed Buoy

Timing and Results provided by Tissot



Start List Summary

Laps: 6 Jocker Laps: 2

Heat 1 - Group A

15 AUG 16:10

Position	Name	NOC Code	Bib
1	KIM Down	KOR	
2	ZAHORSKY Lukas	CZE	36
3	ZU Linxing	CHN	
4	SKAMLA Marek	SVK	195
5	SQUIRE Antony	USA	69
6	RAMADHAN Fares	KUW	9
7	JANTORN Vatcharasak	THA	
8	MICHAELIDES Mike	CYP	22
9	IKEDA Suguru	JPN	50
A	LANNER Alexander	SWE	15
B	LUX Sebastian	GER	11
C	BURK Theodore	USA	342

Heat 1 - Group B

15 AUG 16:30

Position	Name	NOC Code	Bib
1	ZHANG Maozhu	CHN	136
2	FENG Zhanghao	CHN	
3	KIM Minseong	KOR	1
4	JIN Shulin	CHN	17
5	BOABBAS Hasan	KUW	42
6	ZUBOR Timotej	SVK	57
7	JANORA Arkadiusz	POL	151
8	HULTBERG Hannes	SWE	7
9	MAMADA Daisuke	JPN	27
A	ANDREWS Mark	CAN	525
B	VANKERSBILCK Yano	BEL	999
C	LUKSCHEIDER Alex	CZE	10



Start List Summary

Heat 2 - Group A

16 AUG 09:45

Position	Name	NOC Code	Bib
1	KIM Down	KOR	
2	FENG Zhanghao	CHN	
3	ZU Linxing	CHN	
4	JIN Shulin	CHN	17
5	SQUIRE Antony	USA	69
6	ZUBOR Timotej	SVK	57
7	JANTORN Vatcharasak	THA	
8	HULTBERG Hannes	SWE	7
9	IKEDA Suguru	JPN	50
A	ANDREWS Mark	CAN	525
B	LUX Sebastian	GER	11
C	LUKSCHEIDER Alex	CZE	10

Heat 2 - Group B

16 AUG 10:00

Position	Name	NOC Code	Bib
1	ZHANG Maozhu	CHN	136
2	ZAHORSKY Lukas	CZE	36
3	KIM Minseong	KOR	1
4	SKAMLA Marek	SVK	195
5	BOABBAS Hasan	KUW	42
6	RAMADHAN Fares	KUW	9
7	JANORA Arkadiusz	POL	151
8	MICHAELIDES Mike	CYP	22
9	MAMADA Daisuke	JPN	27
A	LANNER Alexander	SWE	15
B	VANKERSBILCK Yano	BEL	999
C	BURK Theodore	USA	342



Heats Summary

Rank	Name	NOC Code	Qual. Rank	Heat 1	Heat 2	Heat 3	Heat 4	Points
1	ZAHORSKY Lukas	CZE	3	1 18 pts	2 14 pts	1 18 pts	1 18 pts	54
2	FENG Zhanghao	CHN	4	1 18 pts	1 18 pts	3 11 pts	7 6 pts	47
3	KIM Down	KOR	1	2 14 pts	2 14 pts	1 18 pts	2 14 pts	46
4	ZHANG Maozhu	CHN	2	5 8 pts	1 18 pts	8 5 pts	1 18 pts	44
5	SKAMLA Marek	SVK	7	3 11 pts	3 11 pts	4 9 pts	2 14 pts	36
6	LUKSCHIEDER Alex	CZE	24	4 9 pts	3 11 pts	2 14 pts	3 11 pts	36
7	JIN Shulin	CHN	8	3 11 pts	4 9 pts	3 11 pts	9 4 pts	31
8	KIM Minseong	KOR	6	2 14 pts	0 0 pts	2 14 pts	4 9 pts	28
9	ZU Linxing	CHN	5	11 2 pts	6 7 pts	4 9 pts	4 9 pts	25
10	SQUIRE Antony	USA	9	6 7 pts	11 2 pts	7 6 pts	3 11 pts	24
11	LANNER Alexander	SWE	19	4 9 pts	6 7 pts	8 5 pts	5 8 pts	24
12	BOABBAS Hasan	KUW	10	6 7 pts	4 9 pts	6 7 pts	6 7 pts	23
13	ZUBOR Timotej	SVK	12	7 6 pts	5 8 pts	5 8 pts	6 7 pts	23
14	MICHAELIDES Mike	CYP	15	7 6 pts	8 5 pts	5 8 pts	5 8 pts	22
15	JANTORN Vatcharasak	THA	13	5 8 pts	7 6 pts	7 6 pts	8 5 pts	20
16	JANORA Arkadiusz	POL	14	8 5 pts	5 8 pts	6 7 pts	0 0 pts	20
17	RAMADHAN Fares	KUW	11	9 4 pts	7 6 pts	11 2 pts	8 5 pts	15
18	ANDREWS Mark	CAN	20	9 4 pts	10 3 pts	10 3 pts	7 6 pts	13
19	MAMADA Daisuke	JPN	18	12 1 pts	9 4 pts	9 4 pts	10 3 pts	11
20	LUX Sebastian	GER	21	8 5 pts	12 1 pts	10 3 pts	10 3 pts	11
21	HULTBERG Hannes	SWE	16	10 3 pts	8 5 pts	12 1 pts	11 2 pts	10
22	IKEDA Suguru	JPN	17	12 1 pts	9 4 pts	9 4 pts	0 0 pts	9
23	VANKERSBILCK Yano	BEL	22	11 2 pts	11 2 pts	11 2 pts	9 4 pts	8
24	BURK Theodore	USA	23	10 3 pts	10 3 pts	12 1 pts	11 2 pts	8

Legend:

Pts Points

Qual. Qualification

Timing and Results provided by Tissot



Results

Laps: 6

Jocker Laps: 2

Rank	Name	NOC Code	Laps time	JS	JL	MB	WB	Total time	Points
1	ZAHORSKY Lukas	CZE	6 5:58.020	no -	2 -	0 -	0 -	5:58.020 -	18
2	KIM Down	KOR	6 6:08.770	no -	2 -	0 -	0 -	6:08.770 -	14
3	SKAMLA Marek	SVK	6 6:12.030	no -	2 -	0 -	0 -	6:12.030 -	11
4	LANNER Alexander	SWE	6 6:28.680	no -	2 -	0 -	0 -	6:28.680 -	9
5	JANTORN Vatcharasak	THA	6 6:32.580	no -	2 -	0 -	0 -	6:32.580 -	8
6	SQUIRE Antony	USA	6 5:52.990	no -	1 +0:40	0 -	0 -	6:32.990 (+0:40)	7
7	MICHAELIDES Mike	CYP	6 6:33.770	no -	2 -	0 -	0 -	6:33.770 -	6
8	LUX Sebastian	GER	6 6:43.700	no -	2 -	0 -	0 -	6:43.700 -	5
9	RAMADHAN Fares	KUW	6 6:49.170	no -	2 -	0 -	0 -	6:49.170 -	4
10	BURK Theodore	USA	6 6:55.140	no -	2 -	0 -	0 -	6:55.140 -	3
11	ZU Linxing	CHN	6 6:34.710	no -	2 -	1 +0:30	0 -	7:04.710 (+0:30)	2
12	IKEDA Suguru	JPN	6 6:51.620	no -	1 +0:40	0 -	0 -	7:31.620 (+0:40)	1

Legend:

JL Jocker Laps
WB Wrong Balon

JS Jump Start

MS Missed Buoy

Timing and Results provided by Tissot



Results

Laps: 6

Jocker Laps: 2

Rank	Name	NOC Code	Laps time	JS	JL	MB	WB	Total time	Points
1	FENG Zhanghao	CHN	6 6:06.130	no -	2 -	0 -	0 -	6:06.130 -	18
2	KIM Minseong	KOR	6 6:07.870	no -	2 -	0 -	0 -	6:07.870 -	14
3	JIN Shulin	CHN	6 6:09.860	no -	2 -	0 -	0 -	6:09.860 -	11
4	LUKSCHIEDER Alex	CZE	6 6:10.440	no -	2 -	0 -	0 -	6:10.440 -	9
5	ZHANG Maozhu	CHN	6 5:37.880	no -	1 +0:40	0 -	0 -	6:17.880 (+0:40)	8
6	BOABBAS Hasan	KUW	6 6:20.970	no -	2 -	0 -	0 -	6:20.970 -	7
7	ZUBOR Timotej	SVK	6 6:22.000	no -	2 -	0 -	0 -	6:22.000 -	6
8	JANORA Arkadiusz	POL	6 6:23.100	no -	2 -	0 -	0 -	6:23.100 -	5
9	ANDREWS Mark	CAN	6 6:29.500	no -	2 -	0 -	0 -	6:29.500 -	4
10	HULTBERG Hannes	SWE	6 6:34.040	no -	2 -	0 -	0 -	6:34.040 -	3
11	VANKERSBILCK Yano	BEL	6 6:41.450	no -	2 -	1 +0:30	0 -	7:11.450 (+0:30)	2
12	MAMADA Daisuke	JPN	5 6:59.430	no -	2 -	0 -	0 -	6:59.430 -	1

Legend:

JL Jocker Laps
WB Wrong Balon

JS Jump Start

MS Missed Buoy



Results

Laps: 6

Joker Laps: 2

Rank	Name	NOC Code	Laps time	JS	JL	MB	WB	Total time	Points
1	FENG Zhanghao	CHN	6 5:59.170	no -	2 -	0 -	0 -	5:59.170 -	18
2	KIM Down	KOR	6 6:00.780	no -	2 -	0 -	0 -	6:00.780 -	14
3	LUKSCHIEDER Alex	CZE	6 6:06.380	no -	2 -	0 -	0 -	6:06.380 -	11
4	JIN Shulin	CHN	6 6:08.570	no -	2 -	0 -	0 -	6:08.570 -	9
5	ZUBOR Timotej	SVK	6 6:16.480	no -	2 -	0 -	0 -	6:16.480 -	8
6	ZU Linxing	CHN	6 5:41.310	no -	1 +0:40	0 -	0 -	6:21.310 (+0:40)	7
7	JANTORN Vatcharasak	THA	6 6:23.300	no -	2 -	0 -	0 -	6:23.300 -	6
8	HULTBERG Hannes	SWE	6 6:27.580	no -	2 -	0 -	0 -	6:27.580 -	5
9	IKEDA Suguru	JPN	6 6:34.020	no -	2 -	0 -	0 -	6:34.020 -	4
10	ANDREWS Mark	CAN	6 6:07.640	no -	1 +0:40	0 -	0 -	6:47.640 (+0:40)	3
11	SQUIRE Antony	USA	6 6:30.170	no -	2 -	1 +0:30	0 -	7:00.170 (+0:30)	2
12	LUX Sebastian	GER	5 6:43.970	no -	1 +0:40	0 -	0 -	7:23.970 (+0:40)	1

Legend:

JL Jocker Laps
WB Wrong Balon

JS Jump Start

MS Missed Buoy

Timing and Results provided by Tissot



Results

Laps: 6

Joker Laps: 2

Rank	Name	NOC Code	Laps time	JS	JL	MB	WB	Total time	Points
1	ZHANG Maozhu	CHN	6 5:48.260	no -	2 -	0 -	0 -	5:48.260 -	18
2	ZAHORSKY Lukas	CZE	6 5:49.340	no -	2 -	0 -	0 -	5:49.340 -	14
3	SKAMLA Marek	SVK	6 6:03.470	no -	2 -	0 -	0 -	6:03.470 -	11
4	BOABBAS Hasan	KUW	6 6:08.330	no -	2 -	0 -	0 -	6:08.330 -	9
5	JANORA Arkadiusz	POL	6 6:10.480	no -	2 -	0 -	0 -	6:10.480 -	8
6	LANNER Alexander	SWE	6 6:16.720	no -	2 -	0 -	0 -	6:16.720 -	7
7	RAMADHAN Fares	KUW	6 6:26.170	no -	2 -	0 -	0 -	6:26.170 -	6
8	MICHAELIDES Mike	CYP	6 6:27.450	no -	2 -	0 -	0 -	6:27.450 -	5
9	MAMADA Daisuke	JPN	6 6:55.210	no -	2 -	0 -	0 -	6:55.210 -	4
10	BURK Theodore	USA	6 6:41.940	no -	2 -	1 +0:30	0 -	7:11.940 (+0:30)	3
11	VANKERSBILCK Yano	BEL	5 5:58.810	no -	3 -	0 -	0 -	5:58.810 -	2
	KIM Minseong	KOR	6 5:53.570	no -	2 -	0 -	0 -	5:53.570 -	0 DSQ

Legend:

DSQ Disqualified
MS Missed Buoy

JL Jocker Laps
WB Wrong Balon

JS Jump Start

Timing and Results provided by Tissot



Results

Laps: 6

Joker Laps: 2

Rank	Name	NOC Code	Laps time	JS	JL	MB	WB	Total time	Points
1	KIM Down	KOR	6 5:55.160	no -	2 -	0 -	0 -	5:55.160 -	18
2	LUKSCHIEDER Alex	CZE	6 5:56.110	no -	2 -	0 -	0 -	5:56.110 -	14
3	FENG Zhanghao	CHN	6 5:57.650	no -	2 -	0 -	0 -	5:57.650 -	11
4	SKAMLA Marek	SVK	6 6:02.950	no -	2 -	0 -	0 -	6:02.950 -	9
5	ZUBOR Timotej	SVK	6 6:12.570	no -	2 -	0 -	0 -	6:12.570 -	8
6	JANORA Arkadiusz	POL	6 6:14.880	no -	2 -	0 -	0 -	6:14.880 -	7
7	SQUIRE Antony	USA	6 6:18.170	no -	2 -	0 -	0 -	6:18.170 -	6
8	LANNER Alexander	SWE	6 6:22.290	no -	2 -	0 -	0 -	6:22.290* -	5
9	MAMADA Daisuke	JPN	6 6:24.790	no -	2 -	0 -	0 -	6:24.790 -	4
10	ANDREWS Mark	CAN	6 6:26.850	no -	2 -	0 -	0 -	6:26.850 -	3
11	RAMADHAN Fares	KUW	6 6:28.060	no -	2 -	0 -	0 -	6:28.060 -	2
12	BURK Theodore	USA	6 6:45.980	no -	2 -	0 -	0 -	6:45.980 -	1

Legend:

JL Jocker Laps
WB Wrong Balon

JS Jump Start

MS Missed Buoy

Timing and Results provided by Tissot



Results

Laps: 6

Joker Laps: 2

Rank	Name	NOC Code	Laps time	JS	JL	MB	WB	Total time	Points
1	ZAHORSKY Lukas	CZE	6 5:46.940	no -	2 -	0 -	0 -	5:46.940 -	18
2	KIM Minseong	KOR	6 6:05.050	no -	2 -	0 -	0 -	6:05.050 -	14
3	JIN Shulin	CHN	6 6:06.130	no -	2 -	0 -	0 -	6:06.130 -	11
4	ZU Linxing	CHN	6 6:08.600	no -	2 -	0 -	0 -	6:08.600 -	9
5	MICHAELIDES Mike	CYP	6 6:15.060	no -	2 -	0 -	0 -	6:15.060 -	8
6	BOABBAS Hasan	KUW	6 6:29.430	no -	2 -	0 -	0 -	6:29.430 -	7
7	JANTORN Vatcharasak	THA	6 6:30.150	no -	2 -	0 -	0 -	6:30.150 -	6
8	ZHANG Maozhu	CHN	6 6:30.550	no -	3 -	1 +0:00	0 -	6:30.550* -	5
9	IKEDA Suguru	JPN	6 6:32.680	no -	2 -	0 -	0 -	6:32.680 -	4
10	LUX Sebastian	GER	6 6:36.800	no -	2 -	0 -	0 -	6:36.800 -	3
11	VANKERSBILCK Yano	BEL	6 6:39.870	no -	2 -	0 -	0 -	6:39.870 -	2
12	HULTBERG Hannes	SWE	5 6:13.690	no -	2 -	0 -	0 -	6:13.690 -	1

Legend:

JL Jocker Laps
WB Wrong Balon

JS Jump Start

MS Missed Buoy

Timing and Results provided by Tissot



Results

Laps: 6

Joker Laps: 2

Rank	Name	NOC Code	Laps time	JS	JL	MB	WB	Total time	Points
1	ZHANG Maozhu	CHN	6 5:51.790	no -	2 -	0 -	0 -	5:51.790 -	18
2	SKAMLA Marek	SVK	6 5:55.330	no -	2 -	0 -	0 -	5:55.330 -	14
3	SQUIRE Antony	USA	6 6:05.490	no -	2 -	0 -	0 -	6:05.490 -	11
4	ZU Linxing	CHN	6 6:06.590	no -	2 -	0 -	0 -	6:06.590 -	9
5	LANNER Alexander	SWE	6 6:11.910	no -	2 -	0 -	0 -	6:11.910 -	8
6	BOABBAS Hasan	KUW	6 6:15.150	no -	2 -	0 -	0 -	6:15.150 -	7
7	FENG Zhanghao	CHN	6 6:16.590	no -	3 -	1 +0:00	0 -	6:16.590 -	6
8	JANTORN Vatcharasak	THA	6 6:24.330	no -	2 -	0 -	0 -	6:24.330 -	5
9	VANKERSBILCK Yano	BEL	6 6:28.020	no -	2 -	0 -	0 -	6:28.020 -	4
10	LUX Sebastian	GER	6 6:42.020	no -	2 -	0 -	1 +0:30	7:12.020 (+0:30)	3
11	BURK Theodore	USA	6 7:13.620	no -	2 -	0 -	0 -	7:13.620 -	2
	JANORA Arkadiusz	POL	2 0:37.390	no -	0 +1:20	0 -	0 -	1:57.390 (+1:20)	0 DNF

Legend:

DNF Did Not Finish
MS Missed Buoy

JL Jocker Laps
WB Wrong Balon

JS Jump Start

Timing and Results provided by Tissot



Results

Laps: 6

Joker Laps: 2

Rank	Name	NOC Code	Laps time	JS	JL	MB	WB	Total time	Points
1	ZAHORSKY Lukas	CZE	6 5:48.890	no -	2 -	0 -	0 -	5:48.890 -	18
2	KIM Down	KOR	6 5:52.530	no -	2 -	0 -	0 -	5:52.530 -	14
3	LUKSCHIEDER Alex	CZE	6 5:53.380	no -	2 -	0 -	0 -	5:53.380 -	11
4	KIM Minseong	KOR	6 6:00.880	no -	2 -	0 -	0 -	6:00.880 -	9
5	MICHAELIDES Mike	CYP	6 6:06.540	no -	2 -	0 -	0 -	6:06.540 -	8
6	ZUBOR Timotej	SVK	6 6:12.390	no -	2 -	0 -	0 -	6:12.390 -	7
7	ANDREWS Mark	CAN	6 6:13.990	no -	2 -	0 -	0 -	6:13.990 -	6
8	RAMADHAN Fares	KUW	6 6:15.480	no -	2 -	0 -	0 -	6:15.480 -	5
9	JIN Shulin	CHN	6 6:21.760	no -	2 -	0 -	0 -	6:21.760 -	4
10	MAMADA Daisuke	JPN	6 6:23.350	no -	2 -	0 -	0 -	6:23.350 -	3
11	HULTBERG Hannes	SWE	5 6:02.980	no -	2 -	1 +0:30	0 -	6:32.980 (+0:30)	2
	IKEDA Suguru	JPN	0 0:00.000	no -	0 -	0 -	0 -	- -	0 DNS

Legend:

DNS Did Not Start
MS Missed Buoy

JL Jocker Laps
WB Wrong Balon

JS Jump Start

Timing and Results provided by Tissot



Start List

Laps: 2+1

Start Position Time	Name	NOC Code	Bib
1	1 ZUBOR Timotej	SVK	57
	2 ZU Linxing	CHN	
2	1 ZHANG Maozhu	CHN	136
	2 ZAHORSKY Lukas	CZE	36
3	1 VANKERSBILCK Yano	BEL	999
	2 SKAMLA Marek	SVK	195
4	1 SQUIRE Antony	USA	69
	2 RAMADHAN Fares	KUW	9
5	1 MICHAELIDES Mike	CYP	22
	2 MAMADA Daisuke	JPN	27
6	1 LUX Sebastian	GER	11
	2 LUKSCHEIDER Alex	CZE	10
7	1 LANNER Alexander	SWE	15
	2 KIM Minseong	KOR	1
8	1 KIM Down	KOR	
	2 JIN Shulin	CHN	17
9	1 JANTORN Vatcharasak	THA	
	2 JANORA Arkadiusz	POL	151
10	1 IKEDA Suguru	JPN	50
	2 HULTBERG Hannes	SWE	7
11	1 FENG Zhanghao	CHN	
	2 BURK Theodore	USA	342
12	1 BOABBAS Hasan	KUW	42
	2 ANDREWS Mark	CAN	525



Results

Laps: 2+1

Rank	Name	NOC Code	Best Time	Distance	Gap
1	KIM Down	KOR	0:50.670		Q
2	ZHANG Maozhu	CHN	0:51.207	+0:00.537	+0:00.537 Q
3	ZAHORSKY Lukas	CZE	0:51.225	+0:00.555	+0:00.018 Q
4	FENG Zhanghao	CHN	0:51.553	+0:00.883	+0:00.328 Q
5	ZU Linxing	CHN	0:51.576	+0:00.906	+0:00.023 Q
6	KIM Minseong	KOR	0:51.661	+0:00.991	+0:00.085 Q
7	SKAMLA Marek	SVK	0:52.144	+0:01.474	+0:00.483 Q
8	JIN Shulin	CHN	0:52.434	+0:01.764	+0:00.290 Q
9	SQUIRE Antony	USA	0:52.567	+0:01.897	+0:00.133 Q
10	BOABBAS Hasan	KUW	0:52.757	+0:02.087	+0:00.190 Q
11	RAMADHAN Fares	KUW	0:52.885	+0:02.215	+0:00.128 Q
12	ZUBOR Timotej	SVK	0:52.924	+0:02.254	+0:00.039 Q
13	JANTORN Vatcharasak	THA	0:53.521	+0:02.851	+0:00.597 Q
14	JANORA Arkadiusz	POL	0:53.661	+0:02.991	+0:00.140 Q
15	MICHAELIDES Mike	CYP	0:53.756	+0:03.086	+0:00.095 Q
16	HULTBERG Hannes	SWE	0:54.683	+0:04.013	+0:00.927 Q
17	IKEDA Suguru	JPN	0:54.963	+0:04.293	+0:00.280 Q
18	MAMADA Daisuke	JPN	0:55.143	+0:04.473	+0:00.180 Q
19	LANNER Alexander	SWE	0:55.857	+0:05.187	+0:00.714 Q
20	ANDREWS Mark	CAN	0:55.873	+0:05.203	+0:00.016 Q
21	LUX Sebastian	GER	0:56.439	+0:05.769	+0:00.566 Q
22	VANKERSBILCK Yano	BEL	0:56.719	+0:06.049	+0:00.280 Q
23	BURK Theodore	USA	0:56.871	+0:06.201	+0:00.152 Q
24	LUKSCHIEDER Alex	CZE	DSQ		Q

Legend:

DSQ Disqualified

Q Qualified

Timing and Results provided by Tissot



TWG
2025
CHENGDU



POWERBOATING

Women's MotoSurf



Entry List by Event

As of THU 14 AUG 2025

NOC	Bib Number	Name	Date of Birth
BEL - Belgium	222	THELLIN Laureen	14 NOV 1993
CAN - Canada	287	DEVEAU Reanna	18 AUG 1987
CHN - People's Republic of China		CHAI Xin	1 JUL 2002
		GAO Jiayin	13 JUN 2005
		LI Zimeng	15 AUG 2009
	143	YUE Nixin	27 JUL 1994
CZE - Czechia	88	MATOUSKOVA Eliska	1 JAN 2008
	19	NAVAROVA Mariana	19 FEB 2007
GER - Germany	137	BECKMANN Jennifer	25 FEB 1989
JPN - Japan	32	TORY Miki	3 NOV 1976
KOR - Republic of Korea	75	LEE Eunjin	10 SEP 1987
	23	LEE Miyeon	4 FEB 1986
MEX - Mexico		FLORES Arantxa	9 JAN 2007
POL - Poland	202	JANORA Rozalia	17 SEP 2009
SVK - Slovakia	33	STRCULOVA Emma	23 JUL 2008
	13	ZUBOROVA Sara	4 AUG 2011
USA - United States of America	4	BURK Anna	1 MAY 2008



Medallists

As of SUN 17 AUG 2025

Medal	Name	NOC
GOLD	MATOUSKOVA Eliska	CZE - Czechia
SILVER	GAO Jiayin	CHN - People's Republic of China
BRONZE	STRCULOVA Emma	SVK - Slovakia



Start List

Laps: 8

Joker Laps: 2

Position	Name	NOC Code	Bib
1	MATOUSKOVA Eliska	CZE	88
2	ZUBOROVA Sara	SVK	13
3	STRCULOVA Emma	SVK	33
4	GAO Jiayin	CHN	
5	NAVAROVA Mariana	CZE	19
6	CHAI Xin	CHN	
7	JANORA Rozalia	POL	202
8	YUE Nixin	CHN	143
9	LEE Eunjin	KOR	75
A	LI Zimeng	CHN	
B	TORY Miki	JPN	32
C	FLORES Arantxa	MEX	



Results

Laps: 8

Joker Laps: 2

Rank	Name	NOC Code	Laps time	JS	JL	MB	WB	Total time	Points
1	MATOUSKOVA Eliska	CZE	8 7:58.720	no -	2 -	0 -	0 -	7:58.7201 -	18
2	GAO Jiayin	CHN	8 8:02.090	no -	2 -	0 -	0 -	8:02.0900 -	14
3	STRCULOVA Emma	SVK	8 8:05.900	no -	2 -	0 -	0 -	8:05.9000 -	11
4	ZUBOROVA Sara	SVK	8 8:10.270	no -	2 -	0 -	0 -	8:10.2700 -	9
5	NAVAROVA Mariana	CZE	8 8:13.590	no -	2 -	0 -	0 -	8:13.5901 -	8
6	CHAI Xin	CHN	8 8:19.300	no -	2 -	0 -	0 -	8:19.3001 -	7
7	YUE Nixin	CHN	8 8:33.070	no -	2 -	0 -	0 -	8:33.0700 -	6
8	TORY Miki	JPN	8 8:41.250	no -	2 -	0 -	0 -	8:41.2500 -	5
9	LEE Eunjin	KOR	8 8:42.940	no -	2 -	0 -	0 -	8:42.9400 -	4
10	JANORA Rozalia	POL	8 8:43.420	no -	2 -	0 -	0 -	8:43.4200 -	3
11	FLORES Arantxa	MEX	8 8:56.380	no -	2 -	0 -	0 -	8:56.3800 -	2
12	LI Zimeng	CHN	8 8:57.880	no -	2 -	0 -	0 -	8:57.8801 -	1

Legend:

JL Jocker Laps
WB Wrong Balon

JS Jump Start

MS Missed Buoy

Timing and Results provided by Tissot



Start List Summary

Laps: 6 Joker Laps: 2

Heat 1 - Group A

15 AUG 16:50

Position	Name	NOC Code	Bib
1	MATOUSKOVA Eliska	CZE	88
2	GAO Jiayin	CHN	
3	NAVAROVA Mariana	CZE	19
4	LI Zimeng	CHN	
5	YUE Nixin	CHN	143
6	TORY Miki	JPN	32
7	FLORES Arantxa	MEX	
8	THELLIN Laureen	BEL	222
9	BECKMANN Jennifer	GER	137

Heat 1 - Group B

15 AUG 17:15

Position	Name	NOC Code	Bib
1	ZUBOROVA Sara	SVK	13
2	STRCULOVA Emma	SVK	33
3	JANORA Rozalia	POL	202
4	CHAI Xin	CHN	
5	LEE Eunjin	KOR	75
6	LEE Miyeon	KOR	23
7	BURK Anna	USA	4
8	DEVEAU Reanna	CAN	287



Start List Summary

Heat 2 - Group A

16 AUG 10:15

Position	Name	NOC Code	Bib
1	MATOUSKOVA Eliska	CZE	88
2	STRCULOVA Emma	SVK	33
3	NAVAROVA Mariana	CZE	19
4	CHAI Xin	CHN	
5	YUE Nixin	CHN	143
6	LEE Miyeon	KOR	23
7	FLORES Arantxa	MEX	
8	DEVEAU Reanna	CAN	287
9	BECKMANN Jennifer	GER	137

Heat 2 - Group B

16 AUG 10:30

Position	Name	NOC Code	Bib
1	ZUBOROVA Sara	SVK	13
2	GAO Jiayin	CHN	
3	JANORA Rozalia	POL	202
4	LI Zimeng	CHN	
5	LEE Eunjin	KOR	75
6	TORY Miki	JPN	32
7	BURK Anna	USA	4
8	THELLIN Laureen	BEL	222



Start List Summary

Heat 3 - Group A

16 AUG 13:15

Position	Name	NOC Code	Bib
1	GAO Jiayin	CHN	
2	ZUBOROVA Sara	SVK	13
3	NAVAROVA Mariana	CZE	19
4	CHAI Xin	CHN	
5	LEE Eunjin	KOR	75
6	TORY Miki	JPN	32
7	LEE Miyeon	KOR	23
8	THELLIN Laureen	BEL	222
9	BECKMANN Jennifer	GER	137

Heat 3 - Group B

16 AUG 13:30

Position	Name	NOC Code	Bib
1	MATOUSKOVA Eliska	CZE	88
2	STRCULOVA Emma	SVK	33
3	JANORA Rozalia	POL	202
4	YUE Nixin	CHN	143
5	LI Zimeng	CHN	
6	FLORES Arantxa	MEX	
7	BURK Anna	USA	4
8	DEVEAU Reanna	CAN	287



Start List Summary

Heat 4 - Group A

16 AUG 16:00

Position	Name	NOC Code	Bib
1	GAO Jiayin	CHN	
2	STRCULOVA Emma	SVK	33
3	NAVAROVA Mariana	CZE	19
4	YUE Nixin	CHN	143
5	LEE Eunjin	KOR	75
6	FLORES Arantxa	MEX	
7	LEE Miyeon	KOR	23
8	DEVEAU Reanna	CAN	287
9	BECKMANN Jennifer	GER	137

Heat 4 - Group B

16 AUG 16:15

Position	Name	NOC Code	Bib
1	MATOUSKOVA Eliska	CZE	88
2	ZUBOROVA Sara	SVK	13
3	JANORA Rozalia	POL	202
4	CHAI Xin	CHN	
5	LI Zimeng	CHN	
6	TORY Miki	JPN	32
7	BURK Anna	USA	4
8	THELLIN Laureen	BEL	222



Heats Summary

Rank	Name	NOC Code	Qual. Rank	Heat 1	Heat 2	Heat 3	Heat 4	Points
1	MATOUSKOVA Eliska	CZE	1	2 14 pts	1 18 pts	1 18 pts	1 18 pts	54
2	ZUBOROVA Sara	SVK	2	1 18 pts	2 14 pts	1 18 pts	2 14 pts	50
3	STRCULOVA Emma	SVK	4	2 14 pts	2 14 pts	2 14 pts	1 18 pts	46
4	GAO Jiayin	CHN	3	1 18 pts	1 18 pts	5 8 pts	7 6 pts	44
5	NAVAROVA Mariana	CZE	5	3 11 pts	3 11 pts	3 11 pts	2 14 pts	36
6	CHAI Xin	CHN	8	3 11 pts	4 9 pts	2 14 pts	4 9 pts	34
7	JANORA Rozalia	POL	6	4 9 pts	3 11 pts	3 11 pts	3 11 pts	33
8	YUE Nixin	CHN	9	4 9 pts	5 8 pts	4 9 pts	3 11 pts	29
9	LEE Eunjin	KOR	10	5 8 pts	4 9 pts	4 9 pts	4 9 pts	27
10	LI Zimeng	CHN	7	6 7 pts	5 8 pts	5 8 pts	5 8 pts	24
11	TORY Miki	JPN	11	5 8 pts	6 7 pts	6 7 pts	6 7 pts	22
12	FLORES Arantxa	MEX	13	7 6 pts	6 7 pts	6 7 pts	6 7 pts	21
13	LEE Miyeon	KOR	12	7 6 pts	7 6 pts	7 6 pts	5 8 pts	20
14	BURK Anna	USA	14	6 7 pts	8 5 pts	7 6 pts	8 5 pts	18
15	THELLIN Laureen	BEL	15	8 5 pts	7 6 pts	8 5 pts	7 6 pts	17
16	DEVEAU Reanna	CAN	16	8 5 pts	9 4 pts	8 5 pts	8 5 pts	15
17	BECKMANN Jennifer	GER	17	9 4 pts	8 5 pts	9 4 pts	9 4 pts	13

Legend:

Pts Points

Qual. Qualification

Timing and Results provided by Tissot



Results

Laps: 6

Jocker Laps: 2

Rank	Name	NOC Code	Laps time	JS	JL	MB	WB	Total time	Points
1	GAO Jiayin	CHN	6 6:11.310	no -	2 -	0 -	0 -	6:11.310 -	18
2	MATOUSKOVA Eliska	CZE	6 6:17.440	no -	2 -	0 -	0 -	6:17.440 -	14
3	NAVAROVA Mariana	CZE	6 6:34.850	no -	2 -	0 -	0 -	6:34.850 -	11
4	YUE Nixin	CHN	6 6:40.800	no -	2 -	0 -	0 -	6:40.800 -	9
5	TORY Miki	JPN	6 6:41.600	no -	2 -	0 -	0 -	6:41.600 -	8
6	LI Zimeng	CHN	6 6:46.560	no -	2 -	0 -	0 -	6:46.560 -	7
7	FLORES Arantxa	MEX	6 6:49.790	no -	2 -	0 -	0 -	6:49.790 -	6
8	THELLIN Laureen	BEL	6 7:16.140	no -	2 -	0 -	0 -	7:16.140 -	5
9	BECKMANN Jennifer	GER	6 7:25.580	no -	2 -	0 -	0 -	7:25.580 -	4

Legend:

JL Jocker Laps
WB Wrong Balon

JS Jump Start

MS Missed Buoy

Timing and Results provided by Tissot



Results

Laps: 6

Jocker Laps: 2

Rank	Name	NOC Code	Laps time	JS	JL	MB	WB	Total time	Points
1	ZUBOROVA Sara	SVK	6 6:16.410	no -	2 -	0 -	0 -	6:16.410 -	18
2	STRCULOVA Emma	SVK	6 6:19.940	no -	2 -	0 -	0 -	6:19.940 -	14
3	CHAI Xin	CHN	6 6:24.310	no -	2 -	0 -	0 -	6:24.310 -	11
4	JANORA Rozalia	POL	6 6:43.260	no -	2 -	0 -	0 -	6:43.260 -	9
5	LEE Eunjin	KOR	6 6:54.820	no -	2 -	0 -	0 -	6:54.820 -	8
6	BURK Anna	USA	6 7:03.260	no -	2 -	0 -	0 -	7:03.260 -	7
7	LEE Miyeon	KOR	6 6:50.050	no -	2 -	1 +0:30	0 -	7:20.050 (+0:30)	6
8	DEVEAU Reanna	CAN	5 6:23.130	no -	2 -	1 +0:30	0 -	6:53.130 (+0:30)	5

Legend:

JL Jocker Laps
WB Wrong Balon

JS Jump Start

MS Missed Buoy

Timing and Results provided by Tissot



Results

Laps: 6

Joker Laps: 2

Rank	Name	NOC Code	Laps time	JS	JL	MB	WB	Total time	Points
1	MATOUSKOVA Eliska	CZE	6 6:01.620	no -	2 -	0 -	0 -	6:01.620 -	18
2	STRCULOVA Emma	SVK	6 6:06.030	no -	2 -	0 -	0 -	6:06.030 -	14
3	NAVAROVA Mariana	CZE	6 6:11.500	no -	2 -	0 -	0 -	6:11.500 -	11
4	CHAI Xin	CHN	6 6:17.590	no -	2 -	0 -	0 -	6:17.590 -	9
5	YUE Nixin	CHN	6 6:46.240	no -	2 -	0 -	0 -	6:46.240 -	8
6	FLORES Arantxa	MEX	6 6:53.710	no -	2 -	0 -	0 -	6:53.710 -	7
7	LEE Miyeon	KOR	6 6:37.500	no -	2 -	1 +0:30	0 -	7:07.500 (+0:30)	6
8	BECKMANN Jennifer	GER	5 6:31.280	no -	2 -	0 -	0 -	6:31.280 -	5
9	DEVEAU Reanna	CAN	5 6:55.010	no -	2 -	2 +1:00	0 -	7:55.010 (+1:00)	4

Legend:

JL Jocker Laps
WB Wrong Balon

JS Jump Start

MS Missed Buoy

Timing and Results provided by Tissot



Results

Laps: 6

Joker Laps: 2

Rank	Name	NOC Code	Laps time	JS	JL	MB	WB	Total time	Points
1	GAO Jiayin	CHN	6 5:52.790	no -	2 -	0 -	0 -	5:52.790 -	18
2	ZUBOROVA Sara	SVK	6 5:59.270	no -	2 -	0 -	0 -	5:59.270 -	14
3	JANORA Rozalia	POL	6 6:11.170	no -	2 -	0 -	0 -	6:11.170 -	11
4	LEE Eunjin	KOR	6 6:24.800	no -	2 -	0 -	0 -	6:24.800 -	9
5	LI Zimeng	CHN	6 6:26.980	no -	2 -	0 -	0 -	6:26.980 -	8
6	TORY Miki	JPN	6 6:28.230	no -	2 -	0 -	0 -	6:28.230 -	7
7	THELLIN Laureen	BEL	6 6:53.830	no -	2 -	0 -	0 -	6:53.830 -	6
8	BURK Anna	USA	5 5:56.920	no -	2 -	0 -	0 -	5:56.920 -	5

Legend:

JL Jocker Laps
WB Wrong Balon

JS Jump Start

MS Missed Buoy

Timing and Results provided by Tissot



Results

Laps: 6

Joker Laps: 2

Rank	Name	NOC Code	Laps time	JS	JL	MB	WB	Total time	Points
1	ZUBOROVA Sara	SVK	6 6:02.250	no -	2 -	0 -	0 -	6:02.250 -	18
2	CHAI Xin	CHN	6 6:10.040	no -	2 -	0 -	0 -	6:10.040 -	14
3	NAVAROVA Mariana	CZE	6 6:12.070	no -	2 -	0 -	0 -	6:12.070 -	11
4	LEE Eunjin	KOR	6 6:30.650	no -	2 -	0 -	0 -	6:30.650 -	9
5	GAO Jiayin	CHN	6 6:31.510	no -	3 -	0 -	0 -	6:31.510 -	8
6	TORY Miki	JPN	6 6:33.280	no -	2 -	0 -	0 -	6:33.280 -	7
7	LEE Miyeon	KOR	6 6:49.340	no -	2 -	0 -	0 -	6:49.340 -	6
8	THELLIN Lauren	BEL	6 6:57.750	no -	2 -	0 -	0 -	6:57.750 -	5
9	BECKMANN Jennifer	GER	5 6:34.620	no -	2 -	0 -	0 -	6:34.620 -	4

Legend:

JL Jocker Laps
WB Wrong Balon

JS Jump Start

MS Missed Buoy

Timing and Results provided by Tissot



Results

Laps: 6

Joker Laps: 2

Rank	Name	NOC Code	Laps time	JS	JL	MB	WB	Total time	Points
1	MATOUSKOVA Eliska	CZE	6 6:01.480	no -	2 -	0 -	0 -	6:01.480 -	18
2	STRCULOVA Emma	SVK	6 6:05.530	no -	2 -	0 -	0 -	6:05.530 -	14
3	JANORA Rozalia	POL	6 6:13.600	no -	2 -	0 -	0 -	6:13.600 -	11
4	YUE Nixin	CHN	6 6:25.470	no -	2 -	0 -	0 -	6:25.470 -	9
5	LI Zimeng	CHN	6 6:27.060	no -	2 -	0 -	0 -	6:27.060 -	8
6	FLORES Arantxa	MEX	6 6:36.270	no -	2 -	0 -	0 -	6:36.270 -	7
7	BURK Anna	USA	6 7:03.510	no -	2 -	0 -	0 -	7:03.510 -	6
8	DEVEAU Reanna	CAN	5 6:12.140	no -	2 -	0 -	0 -	6:12.140 -	5

Legend:

JL Jocker Laps
WB Wrong Balon

JS Jump Start

MS Missed Buoy

Timing and Results provided by Tissot



Results

Laps: 6

Joker Laps: 2

Rank	Name	NOC Code	Laps time	JS	JL	MB	WB	Total time	Points
1	STRCULOVA Emma	SVK	6 6:11.380	no -	2 -	0 -	0 -	6:11.380 -	18
2	NAVAROVA Mariana	CZE	6 6:16.630	no -	2 -	0 -	0 -	6:16.630 -	14
3	YUE Nixin	CHN	6 6:35.980	no -	2 -	0 -	0 -	6:35.980 -	11
4	LEE Eunjin	KOR	6 6:38.350	no -	2 -	0 -	0 -	6:38.350 -	9
5	LEE Miyeon	KOR	6 6:40.500	no -	2 -	0 -	0 -	6:40.500 -	8
6	FLORES Arantxa	MEX	6 6:42.530	no -	2 -	0 -	0 -	6:42.530 -	7
7	GAO Jiayin	CHN	6 6:50.600	no -	3 -	1 +0:00	0 -	6:50.600 -	6
8	DEVEAU Reanna	CAN	6 7:19.370	no -	2 -	0 -	0 -	7:19.370 -	5
9	BECKMANN Jennifer	GER	5 6:34.750	no -	2 -	0 -	0 -	6:34.750 -	4

Legend:

JL Jocker Laps
WB Wrong Balon

JS Jump Start

MS Missed Buoy

Timing and Results provided by Tissot



Results

Laps: 6

Joker Laps: 2

Rank	Name	NOC Code	Laps time	JS	JL	MB	WB	Total time	Points
1	MATOUSKOVA Eliska	CZE	6 5:53.190	no -	2 -	0 -	0 -	5:53.190 -	18
2	ZUBOROVA Sara	SVK	6 6:01.260	no -	2 -	0 -	0 -	6:01.260 -	14
3	JANORA Rozalia	POL	6 6:07.390	no -	2 -	0 -	0 -	6:07.390 -	11
4	CHAI Xin	CHN	6 6:10.230	no -	2 -	0 -	0 -	6:10.230 -	9
5	LI Zimeng	CHN	6 6:20.340	no -	2 -	0 -	0 -	6:20.340 -	8
6	TORY Miki	JPN	6 6:26.850	no -	2 -	0 -	0 -	6:26.850 -	7
7	THELLIN Laureen	BEL	6 6:44.760	no -	2 -	0 -	0 -	6:44.760 -	6
8	BURK Anna	USA	6 6:49.670	no -	2 -	0 -	0 -	6:49.670 -	5

Legend:

JL Jocker Laps
WB Wrong Balon

JS Jump Start

MS Missed Buoy

Timing and Results provided by Tissot



Start List

Laps: 2+1

Start Position Time	Name	NOC Code	Bib
1	1 ZUBOROVA Sara	SVK	13
2	1 TORY Miki	JPN	32
	2 THELLIN Laureen	BEL	222
3	1 STRCULOVA Emma	SVK	33
	2 YUE Nixin	CHN	143
4	1 NAVAROVA Mariana	CZE	19
	2 MATOUSKOVA Eliska	CZE	88
5	1 LI Zimeng	CHN	
	2 LEE Miyeon	KOR	23
6	1 LEE Eunjin	KOR	75
	2 JANORA Rozalia	POL	202
7	1 CHAI Xin	CHN	
	2 GAO Jiayin	CHN	
8	1 FLORES Arantxa	MEX	
	2 DEVEAU Reanna	CAN	287
9	1 BURK Anna	USA	4
	2 BECKMANN Jennifer	GER	137



Results

Laps: 2+1

Rank	Name	NOC Code	Best Time	Distance	Gap
1	MATOUSKOVA Eliska	CZE	0:51.910		Q
2	ZUBOROVA Sara	SVK	0:52.352	+0:00.442	+0:00.442 Q
3	GAO Jiayin	CHN	0:53.175	+0:01.265	+0:00.823 Q
4	STRCULOVA Emma	SVK	0:53.219	+0:01.309	+0:00.044 Q
5	NAVAROVA Mariana	CZE	0:53.292	+0:01.382	+0:00.073 Q
6	JANORA Rozalia	POL	0:53.862	+0:01.952	+0:00.570 Q
7	LI Zimeng	CHN	0:54.229	+0:02.319	+0:00.367 Q
8	CHAI Xin	CHN	0:54.709	+0:02.799	+0:00.480 Q
9	YUE Nixin	CHN	0:55.405	+0:03.495	+0:00.696 Q
10	LEE Eunjin	KOR	0:55.541	+0:03.631	+0:00.136 Q
11	TORY Miki	JPN	0:55.878	+0:03.968	+0:00.337 Q
12	LEE Miyeon	KOR	0:56.275	+0:04.365	+0:00.397 Q
13	FLORES Arantxa	MEX	0:58.040	+0:06.130	+0:01.765 Q
14	BURK Anna	USA	0:58.822	+0:06.912	+0:00.782 Q
15	THELLIN Laureen	BEL	0:59.249	+0:07.339	+0:00.427 Q
16	DEVEAU Reanna	CAN	1:00.155	+0:08.245	+0:00.906 Q
17	BECKMANN Jennifer	GER	1:02.174	+0:10.264	+0:02.019 Q

Legend:
Q Qualified

Timing and Results provided by Tissot



TWG
2025
CHENGDU



POWERBOATING

Mixed MotoSurf Nations Cup



Entry List by Event

As of THU 14 AUG 2025

NOC	Bib Number	Name	Gender	Date of Birth
BEL - Belgium	222	THELLIN Laureen	Female	14 NOV 1993
	999	VANKERSBILCK Yano	Male	3 JUL 1985
CAN - Canada	525	ANDREWS Mark	Male	22 SEP 1986
	287	DEVEAU Reanna	Female	18 AUG 1987
CHN - People's Republic of China		CHAI Xin	Female	1 JUL 2002
		GAO Jiayin	Female	13 JUN 2005
	17	JIN Shulin	Male	17 FEB 2002
		ZU Linxing	Male	11 MAY 2005
CZE - Czechia	88	MATOUSKOVA Eliska	Female	1 JAN 2008
	36	ZAHORSKY Lukas	Male	3 JUN 2001
GER - Germany	137	BECKMANN Jennifer	Female	25 FEB 1989
	11	LUX Sebastian	Male	18 OCT 1981
JPN - Japan	27	MAMADA Daisuke	Male	7 FEB 1994
	32	TORY Miki	Female	3 NOV 1976
KOR - Republic of Korea	1	KIM Minseong	Male	16 APR 2005
	75	LEE Eunjin	Female	10 SEP 1987
POL - Poland	151	JANORA Arkadiusz	Male	15 OCT 1983
	202	JANORA Rozalia	Female	17 SEP 2009
SVK - Slovakia	195	SKAMLA Marek	Male	29 SEP 2003
	13	ZUBOROVA Sara	Female	4 AUG 2011
USA - United States of America	4	BURK Anna	Female	1 MAY 2008
	69	SQUIRE Antony	Male	23 MAY 1996



Medallists

As of SUN 17 AUG 2025

Medal	NOC	Name
GOLD	CZE - Czechia	MATOUSKOVA Eliska ZAHORSKY Lukas
SILVER	POL - Poland	JANORA Rozalia JANORA Arkadiusz
BRONZE	SVK - Slovakia	ZUBOROVA Sara SKAMLA Marek



Start List

Laps: 10

Jocker Laps: 1

Order	Name	NOC Code
1	Czechia (88) MATOUSKOVA Eliska / (36) ZAHORSKY Lukas	CZE
2	Slovakia (195) SKAMLA Marek / (13) ZUBOROVA Sara	SVK
3	Poland (151) JANORA Arkadiusz / (202) JANORA Rozalia	POL
4	People's Republic of China II GAO Jiayin / ZU Linxing	CHN
5	Republic of Korea (1) KIM Minseong / (75) LEE Eunjin	KOR
6	People's Republic of China CHAI Xin / (17) JIN Shulin	CHN
7	Japan (27) MAMADA Daisuke / (32) TORY Miki	JPN
8	Canada (525) ANDREWS Mark / (287) DEVEAU Reanna	CAN
9	Belgium (222) THELLIN Laureen / (999) VANKERSBILCK Yano	BEL
10	United States of America (4) BURK Anna / (69) SQUIRE Antony	USA
11	Germany (137) BECKMANN Jennifer / (11) LUX Sebastian	GER



Results

Laps: 10

Joker Laps: 1

Rank	Name	NOC Code	Laps time	JS	JL	MB	WB	Total time	Points
1	Czechia ZAHORSKY L / MATOUSKOVA E	CZE	10 10:18.000	no -	1 -	0 -	0 -	10:48.0001 -	18
2	Poland JANORA A / JANORA R	POL	10 11:11.720	no -	1 -	0 -	0 -	11:11.7201 -	14
3	Slovakia SKAMLA M / ZUBOROVA S	SVK	10 10:47.800	no -	1 -	0 -	0 -	11:17.8001 -	11
4	People's Republic of China JIN S / CHAI X	CHN	10 11:02.380	no -	1 -	0 -	0 -	11:32.3800 -	9
5	People's Republic of China II ZU L / GAO J	CHN	10 11:04.140	no -	1 -	0 -	0 -	11:34.1400 -	8
6	Republic of Korea KIM M / LEE E	KOR	10 11:14.310	no -	1 -	0 -	0 -	11:44.3100 -	7
7	United States of America SQUIRE A / BURK A	USA	9 11:10.630	no -	1 -	0 -	0 -	11:10.6301 -	6
8	Canada ANDREWS M / DEVEAU R	CAN	9 10:46.560	no -	1 -	1 +0:30	0 -	11:16.5600 -	5
9	Belgium VANKERSBILCK Y / THELLIN L	BEL	9 11:16.990	no -	1 -	0 -	0 -	11:16.9900 -	4
10	Japan MAMADA D / TORY M	JPN	9 10:58.940	no -	1 -	0 -	0 -	11:28.9400 -	3
11	Germany LUX S / BECKMANN J	GER	8 11:01.710	no -	1 -	0 -	0 -	11:01.7100 -	2

Legend:

JL Jocker Laps
WB Wrong Balon

JS Jump Start

MS Missed Buoy

Timing and Results provided by Tissot



Start List Summary

Laps: 6

Heat 1

16 AUG 11:25

Position	Name	NOC Code	Bib
1	Czechia (88) MATOUSKOVA Eliska / (36) ZAHORSKY Lukas	CZE	
2	Slovakia (195) SKAMLA Marek / (13) ZUBOROVA Sara	SVK	
3	People's Republic of China II	CHN	
4	People's Republic of China (17) JIN Shulin	CHN	
5	Poland (151) JANORA Arkadiusz / (202) JANORA Rozalia	POL	
6	Republic of Korea (1) KIM Minseong / (75) LEE Eunjin	KOR	
7	Japan (27) MAMADA Daisuke / (32) TORY Miki	JPN	
8	United States of America (4) BURK Anna / (69) SQUIRE Antony	USA	
9	Canada (525) ANDREWS Mark / (287) DEVEAU Reanna	CAN	
A	Belgium (222) THELLIN Laureen / (999) VANKERSBILCK Yano	BEL	
B	Germany (137) BECKMANN Jennifer / (11) LUX Sebastian	GER	



Start List Summary

Heat 2

16 AUG 14:30

Position	Name	NOC Code	Bib
1	Czechia (88) MATOUSKOVA Eliska / (36) ZAHORSKY Lukas	CZE	
2	Slovakia (195) SKAMLA Marek / (13) ZUBOROVA Sara	SVK	
3	People's Republic of China II	CHN	
4	People's Republic of China (17) JIN Shulin	CHN	
5	Poland (151) JANORA Arkadiusz / (202) JANORA Rozalia	POL	
6	Republic of Korea (1) KIM Minseong / (75) LEE Eunjin	KOR	
7	Japan (27) MAMADA Daisuke / (32) TORY Miki	JPN	
8	United States of America (4) BURK Anna / (69) SQUIRE Antony	USA	
9	Canada (525) ANDREWS Mark / (287) DEVEAU Reanna	CAN	
A	Belgium (222) THELLIN Laureen / (999) VANKERSBILCK Yano	BEL	
B	Germany (137) BECKMANN Jennifer / (11) LUX Sebastian	GER	



Heats Summary

Rank	Name	NOC Code	Qual. Rank	Heat 1	Heat 2	Points
1	Czechia	CZE	1	1 18 pts	1 18 pts	36
2	Slovakia	SVK	2	2 14 pts	3 11 pts	25
3	Poland	POL	5	5 8 pts	2 14 pts	22
4	People's Republic of China II	CHN	3	3 11 pts	5 8 pts	19
5	Republic of Korea	KOR	6	4 9 pts	4 9 pts	18
6	People's Republic of China	CHN	4	7 6 pts	6 7 pts	13
7	Japan	JPN	7	6 7 pts	10 3 pts	10
8	Canada	CAN	9	9 4 pts	7 6 pts	10
9	Belgium	BEL	10	8 5 pts	9 4 pts	9
10	United States of America	USA	8	10 3 pts	8 5 pts	8
11	Germany	GER	11	0 0 pts	11 2 pts	2

Legend:

Pts Points

Qual. Qualification

Timing and Results provided by Tissot



Results

Laps: 10

Joker Laps: 1

Rank	Name	NOC Code	Laps time	JS	JL	MB	WB	Total time	Points
1	Czechia MATOUSKOVA E / ZAHORSKY L	CZE	10 10:22.080	no -	1 -	0 -	0 -	10:22.0800 -	18
2	Slovakia SKAMLA M / ZUBOROVA S	SVK	10 10:50.700	no -	1 -	0 -	0 -	11:20.7001 -	14
3	People's Republic of China II GAO J / ZU L	CHN	10 10:44.010	no -	1 -	0 -	0 -	11:44.0100 -	11
4	Republic of Korea KIM M / LEE E	KOR	10 11:25.870	no -	1 -	0 -	0 -	11:55.8700 -	9
5	Poland JANORA A / JANORA R	POL	9 10:37.280	no -	1 -	0 -	0 -	10:37.2800 -	8
6	Japan MAMADA D / TORY M	JPN	9 10:58.530	no -	1 -	0 -	0 -	10:58.5300 -	7
7	People's Republic of China CHAI X / JIN S	CHN	9 10:31.150	no -	1 -	0 -	0 -	11:31.1500 -	6
8	Belgium THELLIN L / VANKERSBILCK Y	BEL	9 10:33.290	no -	0 +0:40	0 -	0 -	11:43.2900 -	5
9	Canada ANDREWS M / DEVEAU R	CAN	9 11:01.070	no -	1 -	1 +0:30	0 -	12:01.0700 -	4
10	United States of America BURK A / SQUIRE A	USA	9 11:04.260	no -	1 -	1 +0:30	0 -	12:34.260* -	3
	Germany BECKMANN J / LUX S	GER	0 0:00.000	no -	0 -	0 -	0 -	- -	0 DNS

Legend:

DNS Did Not Start
MS Missed Buoy

JL Jocker Laps
WB Wrong Balon

JS Jump Start

Timing and Results provided by Tissot



Results

Laps: 10

Joker Laps: 1

Rank	Name	NOC Code	Laps time	JS	JL	MB	WB	Total time	Points
1	Czechia MATOUSKOVA E / ZAHORSKY L	CZE	10 10:29.500	no -	1 -	0 -	0 -	10:29.5000 -	18
2	Poland JANORA A / JANORA R	POL	10 11:16.240	no -	1 -	0 -	0 -	11:16.2401 -	14
3	Slovakia SKAMLA M / ZUBOROVA S	SVK	10 10:56.890	no -	1 -	0 -	0 -	11:26.8900 -	11
4	Republic of Korea KIM M / LEE E	KOR	10 11:30.930	no -	1 -	0 -	0 -	11:30.9300 -	9
5	People's Republic of China II GAO J / ZU L	CHN	10 11:02.560	no -	1 -	0 -	0 -	12:02.5600 -	8
6	People's Republic of China CHAI X / JIN S	CHN	9 10:35.620	no -	2 -	0 -	0 -	10:35.6200 -	7
7	Canada ANDREWS M / DEVEAU R	CAN	9 10:53.510	no -	1 -	0 -	0 -	10:53.5100 -	6
8	United States of America BURK A / SQUIRE A	USA	9 11:19.110	no -	1 -	0 -	0 -	11:19.1100 -	5
9	Belgium THELLIN L / VANKERSBILCK Y	BEL	9 11:19.830	no -	1 -	0 -	0 -	11:19.8300 -	4
10	Japan MAMADA D / TORY M	JPN	9 10:55.640	no -	1 -	0 -	0 -	11:25.6400 -	3
11	Germany BECKMANN J / LUX S	GER	9 11:33.510	no -	1 -	0 -	0 -	12:03.5100 -	2

Legend:

JL Jocker Laps
WB Wrong Balon

JS Jump Start

MS Missed Buoy

Timing and Results provided by Tissot



Start List

REVISED
15 AUG 14:48

Laps: 2

Start Position Time	Name	NOC Code	Bib
1	Belgium 1 VANKERSBILCK Yano 2 THELLIN Laureen	BEL	999 222
2	Germany 1 LUX Sebastian 2 BECKMANN Jennifer	GER	11 137
3	United States of America 1 SQUIRE Antony 2 BURK Anna	USA	69 4
4	Poland 1 JANORA Arkadiusz 2 JANORA Rozalia	POL	151 202
5	Japan 1 MAMADA Daisuke 2 TORY Miki	JPN	27 32
6	Canada 1 ANDREWS Mark 2 DEVEAU Reanna	CAN	525 287
7	People's Republic of China II 1 ZU Linxing 2 GAO Jiayin	CHN	
8	People's Republic of China 1 JIN Shulin 2 CHAI Xin	CHN	17
9	Republic of Korea 1 LEE Eunjin 2 KIM Minseong	KOR	75 1
10	Slovakia 1 SKAMLA Marek 2 ZUBOROVA Sara	SVK	195 13
11	Czechia 1 ZAHORSKY Lukas 2 MATOUSKOVA Eliska	CZE	36 88

REVISED

Member order correction

Timing and Results provided by Tissot



Results

Laps: 2

Rank	Name	NOC Code	Best Time	Distance	Gap
1	Czechia	CZE	1:43.824		Q
2	Slovakia	SVK	1:45.381	+0:01.557	+0:01.557 Q
3	People's Republic of China II	CHN	1:46.552	+0:02.728	+0:01.171 Q
4	People's Republic of China	CHN	1:47.672	+0:03.848	+0:01.120 Q
5	Poland	POL	1:49.189	+0:05.365	+0:01.517 Q
6	Republic of Korea	KOR	1:49.230	+0:05.406	+0:00.041 Q
7	Japan	JPN	1:52.298	+0:08.474	+0:03.068 Q
8	United States of America	USA	1:55.199	+0:11.375	+0:02.901 Q
9	Canada	CAN	1:55.360	+0:11.536	+0:00.161 Q
10	Belgium	BEL	1:55.735	+0:11.911	+0:00.375 Q
11	Germany	GER	2:02.027	+0:18.203	+0:06.292 Q

Legend:
Q Qualified

Timing and Results provided by Tissot



POWERLIFTING

RESULTS BOOK

TABLE OF CONTENTS



37	Powerlifting	4003
37.1	Table of Contents	4004
37.2	Competition Schedule	4009
37.3	Number of Entries by NOC	4010
37.4	Entry List by NOC	4012
37.5	Daily Schedule	4015
37.5.1	Daily Schedule - 14 Aug 2025	4015
37.5.2	Daily Schedule - 15 Aug 2025	4016
37.5.3	Daily Schedule - 16 Aug 2025	4017
37.5.4	Daily Schedule - 17 Aug 2025	4018
37.6	Medallists by Event	4019
37.7	Medal Standings	4020
37.8	Men's Lightweight	4021
37.8.1	Entry List by Event	4022
37.8.2	Start List	4023
37.8.3	Results	4024
37.8.4	Medallists	4025
37.9	Men's Middleweight	4026
37.9.1	Entry List by Event	4027
37.9.2	Start List	4028
37.9.3	Results	4029
37.9.4	Medallists	4030
37.10	Men's Heavyweight	4031
37.10.1	Entry List by Event	4032
37.10.2	Start List	4033
37.10.3	Results	4034
37.10.4	Medallists	4035
37.11	Men's Super Heavyweight	4036
37.11.1	Entry List by Event	4037
37.11.2	Start List	4038
37.11.3	Results	4039
37.11.4	Medallists	4040
37.12	Men's Equipped Lightweight	4041
37.12.1	Entry List by Event	4042
37.12.2	Start List	4043
37.12.3	Results	4044
37.12.4	Medallists	4045

RESULTS BOOK

TABLE OF CONTENTS

37.13	Men's Equipped Middleweight	4046
37.13.1	Entry List by Event	4047
37.13.2	Start List	4048
37.13.3	Results	4049
37.13.4	Medallists	4050
37.14	Men's Equipped Heavyweight	4051
37.14.1	Entry List by Event	4052
37.14.2	Start List	4053
37.14.3	Results	4054
37.14.4	Medallists	4055
37.15	Men's Equipped Super Heavyweight	4056
37.15.1	Entry List by Event	4057
37.15.2	Start List	4058
37.15.3	Results	4059
37.15.4	Medallists	4060
37.16	Women's Lightweight	4061
37.16.1	Entry List by Event	4062
37.16.2	Start List	4063
37.16.3	Results	4064
37.16.4	Medallists	4065
37.17	Women's Middleweight	4066
37.17.1	Entry List by Event	4067
37.17.2	Start List	4068
37.17.3	Results	4069
37.17.4	Medallists	4070
37.18	Women's Heavyweight	4071
37.18.1	Entry List by Event	4072
37.18.2	Start List	4073
37.18.3	Results	4074
37.18.4	Medallists	4075
37.19	Women's Super Heavyweight	4076
37.19.1	Entry List by Event	4077
37.19.2	Start List	4078
37.19.3	Results	4079
37.19.4	Medallists	4080
37.20	Women's Equipped Lightweight	4081
37.20.1	Entry List by Event	4082
37.20.2	Start List	4083
37.20.3	Results	4084
37.20.4	Medallists	4085
37.21	Women's Equipped Middleweight	4086
37.21.1	Entry List by Event	4087
37.21.2	Start List	4088
37.21.3	Results	4089

RESULTS BOOK

TABLE OF CONTENTS

37.21.4	Medallists	4090
37.22	Women's Equipped Heavyweight	4091
37.22.1	Entry List by Event	4092
37.22.2	Start List	4093
37.22.3	Results	4094
37.22.4	Medallists	4095
37.23	Women's Equipped Super Heavyweight	4096
37.23.1	Entry List by Event	4097
37.23.2	Start List	4098
37.23.3	Results	4099
37.23.4	Medallists	4100



Competition Schedule

As of THU 14 AUG 2025

Date	Start Time	Event
THU 14 AUG	13:30	Men's Lightweight, Final
	13:30	Women's Lightweight, Final
	17:30	Men's Middleweight, Final
	17:30	Women's Middleweight, Final
FRI 15 AUG	13:30	Men's Heavyweight, Final
	13:30	Women's Heavyweight, Final
	17:30	Men's Super Heavyweight, Final
	17:30	Women's Super Heavyweight, Final
SAT 16 AUG	13:30	Men's Equipped Lightweight, Final
	13:30	Women's Equipped Lightweight, Final
	17:30	Men's Equipped Middleweight, Final
	17:30	Women's Equipped Middleweight, Final
SUN 17 AUG	9:00	Men's Equipped Heavyweight, Final
	9:00	Women's Equipped Heavyweight, Final
	13:00	Men's Equipped Super Heavyweight, Final
	13:00	Women's Equipped Super Heavyweight, Final



Number of Entries by NOC

As of SUN 17 AUG 2025

NOC	Men									Women									Athlete Total
	Light weight	Middle weight	Heavy weight	Super Heavy weight	Equipped Light weight	Equipped Middle weight	Equipped Heavy weight	Equipped Super Heavy weight	Total	Light weight	Middle weight	Heavy weight	Super Heavy weight	Equipped Light weight	Equipped Middle weight	Equipped Heavy weight	Equipped Super Heavy weight	Total	
AUS - Australia													1					1	1
BEL - Belgium													1					1	1
BRA - Brazil																1		1	1
CAN - Canada	1		1	1					3	1			2	1			1	5	8
CHI - Chile		1							1										1
DEN - Denmark							1		1										1
ECU - Ecuador					1	2	1		4						1			1	5
ESP - Spain	1			1					2										2
FIN - Finland														1				1	1
FRA - France	1			1	1			1	4	2	2	1						5	9
GBR - Great Britain		1	1						2		2	1	1					4	6
GEO - Georgia				1					1										1
GER - Germany																1	1	2	2
HUN - Hungary		1		1					2										2
ISV - Virgin Islands, US	1								1										1
ITA - Italy										1	2	1			1			5	5
JPN - Japan	1				1	1			3					1				1	4
LBN - Lebanon				1					1										1
LUX - Luxembourg																	1	1	1
MEX - Mexico	1								1										1
MGL - Mongolia								1	1										1
NED - Netherlands										1								1	1
NOR - Norway		1					2		3			1			1	2	1	5	8
NRU - Nauru													1					1	1
NZL - New Zealand										2		1	1					4	4


Timing and Results provided by Tissot



Number of Entries by NOC

As of SUN 17 AUG 2025


NOC	Men									Women									Athlete Total
	Light weight	Middle weight	Heavy weight	Super Heavy weight	Equipped Light weight	Equipped Middle weight	Equipped Heavy weight	Equipped Super Heavy weight	Total	Light weight	Middle weight	Heavy weight	Super Heavy weight	Equipped Light weight	Equipped Middle weight	Equipped Heavy weight	Equipped Super Heavy weight	Total	
PHI - Philippines					1				1								1	1	2
POL - Poland						1			1					1				1	2
PUR - Puerto Rico														1				1	1
RSA - South Africa							1		1				1					1	2
SGP - Singapore		1							1	1								1	2
SWE - Sweden			2		1				3		1					2		3	6
THA - Thailand	1								1										1
TPE - Chinese Taipei					2	1		2	5					1	2			3	8
TUN - Tunisia			1						1										1
UKR - Ukraine			1	1		2	2	2	8					2	1		2	5	13
USA - United States of America	1				1	1	1	2	6			1			2	2	1	6	12
Total:	36	8	5	6	8	8	8	8	58	8	7	6	8	8	8	8	8	61	119



Entry List by NOC

As of SUN 17 AUG 2025

NOC	Name	Date of Birth
AUS - Australia	SOLI'AI LAALAAI Natalie	26 AUG 1995
BEL - Belgium	MULUH Sonita Kyen	25 NOV 1996
BRA - Brazil	TAVARES Cicera	10 JUN 1976
CAN - Canada	CARIAZO Walter	11 SEP 1988
	LAI Simone	26 JAN 1991
	NGUYEN Aurelie	2 APR 1999
	PHILIBERT Danielle	24 SEP 1992
	PHO Clifton	11 FEB 1995
	SCHLATER Brittany Dayle	5 DEC 1991
	STINN Rhaea Danielle	26 MAY 1988
	WISEMAN Lucas	3 OCT 1999
CHI - Chile	ANDERSON Pablo	26 AUG 1998
DEN - Denmark	LENTZ Nicki	26 MAR 1992
ECU - Ecuador	LEON Franklin	19 FEB 1983
	MONSERRATE Kenia	22 SEP 1991
	OCHOA Alex	2 NOV 1990
	VILLON Moises	4 MAR 1999
	ZAMBRANO Tomala	19 AUG 1992
ESP - Spain	CAMPANO Diaz Ivan	16 JUL 2001
	VAZQUEZ Victor	10 JUN 1995
FIN - Finland	KYOSTI Olivia	10 AUG 1999
FRA - France	ALLABERT Noemie	15 MAY 1990
	BELKESIR Sofiane	4 SEP 1984
	CHAPON Tiffany	29 APR 2001
	EL BELGHITI Hassan	30 JAN 1975
	GARCIA Antoine	7 SEP 1995
	JACOB Jade	13 APR 2001
	PAL Sovannphaktra	24 APR 1991
	PEYRAUD Clara	13 APR 2002
	PEYRAUD Nicolas	25 OCT 1999
GBR - Great Britain	AYANDOKUN Christian Jesuseyitan Oyi	5 SEP 1991
	AZARIAH Ziana	17 MAR 1997
	BUTTERS Bobbie	15 NOV 1994
	KENGAMU Jurins	30 NOV 1988
	NELSON Annie	24 NOV 1996
	NNAMANI Joy Chinonso	1 NOV 1992
GEO - Georgia	SAMKHARADZE Temur	11 JAN 2001
GER - Germany	SILBERZAHN Cathrin	17 DEC 1988
	von GLEICHEN Valerie	20 DEC 1992
HUN - Hungary	ASEIN Enahoro	15 DEC 1999
	BUDAI Kristof	12 AUG 1999
ISV - Virgin Islands, US	JORDAN Joseph	18 DEC 1988



Entry List by NOC

As of SUN 17 AUG 2025

NOC	Name	Date of Birth
ITA - Italy	BERNARDI Chiara	8 SEP 1998
	CERNIGLIARO Alessandra	16 AUG 1995
	GARRA Carola	2 JUN 1994
	MOTTA Annalisa	4 JUN 1995
	NALDI Sara	19 FEB 1998
JPN - Japan	FUKUSHIMA Yukako	6 JUN 1970
	OTANI Norihiro	10 APR 1980
	SATAKE Yusuke	4 JUN 1996
	USHIYAMA Kyota	10 AUG 1997
LBN - Lebanon	EL CHAER Etienne	11 FEB 2000
LUX - Luxembourg	TIMMERS Ankie	14 OCT 1986
MEX - Mexico	JIMENEZ Santos	20 JUN 1992
MGL - Mongolia	TILYEUBYERD Saifolla	30 AUG 1987
NED - Netherlands	DEKKERS Pleun Dorett Johanna	16 JUN 1994
NOR - Norway	BAKKELUND Kjell Egil	18 JUL 1988
	ELVERUM Marte	29 OCT 1990
	HOEL Asgeir	15 SEP 1988
	JOHANSEN Jenny	22 MAY 1989
	KJENNER Marte	27 JUL 1989
	SKAR Knut	1 MAR 2001
	SOERLIE HERANGER Anna	11 JUN 1992
	TJELTA Marthe	6 FEB 1999
NRU - Nauru	O'BRIEN Bessie	7 JUN 2006
NZL - New Zealand	CORRIGAN Evie	9 APR 1996
	SMITH Megan-Li	13 APR 1996
	TASI Jewel	21 JUL 1998
	TONGOTEA Karlina	4 OCT 1992
PHI - Philippines	RAMIREZ Regie Mancao	23 APR 1993
	REBOTON Joyce Gail	4 APR 1992
POL - Poland	KULA Zuzanna	20 APR 1999
	OLECH Jaroslaw	6 JAN 1974
PUR - Puerto Rico	DUNO Frankmary	12 SEP 1987
RSA - South Africa	FAUL Megan	10 AUG 1991
	PIETERSEN Haroun	21 OCT 1987
SGP - Singapore	FARID Farhanna	26 SEP 1992
	LEE Clinton	8 MAR 1993
SWE - Sweden	BOSTROM Alba	27 JUL 2001
	ERIKSSON Alexander	27 DEC 1994
	HEDLUND Gustav	16 JUL 1995
	NORLING Emil	21 JAN 1996
	VILMAR Matilda	19 SEP 1996
	WIK Frida	14 MAR 1991
THA - Thailand	SENUMONG Kasemsand	20 FEB 1995


Timing and Results provided by Tissot



Entry List by NOC

As of SUN 17 AUG 2025

NOC	Name	Date of Birth
TPE - Chinese Taipei	CHIANG Kai-Chieh	25 FEB 1989
	HSIEH Tsung-Ting	28 MAR 1982
	HUANG Yen-Tzu	22 OCT 1992
	HUNG Hsiu-Ching	22 JUN 1995
	LIN Yi-Chun	30 OCT 1994
	TIEN Chi-Sen	24 MAR 1994
	TSENG Tzu-Yin	9 MAY 1993
	YANG Sen	14 AUG 1994
TUN - Tunisia	SBOUI Fares	30 DEC 2000
UKR - Ukraine	BARANNIK Mykola	30 OCT 1989
	BILA Tetiana	13 MAR 1996
	BYCHKOV Oleksii	19 OCT 1985
	DEREVIANKO Anastasiia	9 FEB 1987
	KOLOMIETS Vitalii	19 NOV 1992
	MELNYCHUK Taras	25 MAR 2001
	MUSIIENKO Kostiantyn	11 AUG 1997
	NOVOPYSMENNYI Anatolii	27 DEC 1996
	RUSANENKO Daria	6 APR 2001
	RYSIEV Volodymyr	30 MAR 1982
	SHEVCHENKO Andrii	9 SEP 1995
	SOLOVIOVA Larysa	14 DEC 1978
	ZAHORUIKO Valentyna	24 JUL 1992
USA - United States of America	BADEAUX JR Jessie Joseph	16 DEC 1999
	BELL Ian	12 AUG 1992
	GARCIA Jonathan O'Brian	13 JUN 1988
	JOHNSON Kimberly	13 APR 1994
	KREBS Mary Jane	7 JAN 1995
	LACHAPELLE Taylor Lynn	1 APR 1999
	LACOE Dalton Dean Robyn	23 JUN 1995
	MAHER Alexis	29 JUL 1995
	MARTIN Jared Kennedy	15 MAY 1989
	MARTINEZ Gabrielle	17 AUG 1997
	Mc CARTHY Kelsey Elizabeth	27 OCT 1992
	NUTT Kloie Ann-Nicole Dublin	28 SEP 1999



Daily Schedule

THU 14 AUG 2025

Start Time	Event	Round
13:30	Men's Lightweight	Final
13:30	Women's Lightweight	Final
17:30	Men's Middleweight	Final
17:30	Women's Middleweight	Final



Daily Schedule

FRI 15 AUG 2025

Start Time	Event	Round
13:30	Men's Heavyweight	Final
13:30	Women's Heavyweight	Final
17:30	Men's Super Heavyweight	Final
17:30	Women's Super Heavyweight	Final



Daily Schedule

SAT 16 AUG 2025


Start Time	Event	Round
13:30	Men's Equipped Lightweight	Final
13:30	Women's Equipped Lightweight	Final
17:30	Men's Equipped Middleweight	Final
17:30	Women's Equipped Middleweight	Final



Daily Schedule

SUN 17 AUG 2025

Start Time	Event	Round
9:00	Men's Equipped Heavyweight	Final
9:00	Women's Equipped Heavyweight	Final
13:00	Men's Equipped Super Heavyweight	Final
13:00	Women's Equipped Super Heavyweight	Final



Medallists by Event

As of SUN 17 AUG 2025

After 16 of 16 Events

Event Name	Date	Medal	Name	NOC Code
Men's Lightweight	THU 14 AUG	GOLD	JORDAN Joseph	ISV
		SILVER	USHIYAMA Kyota	JPN
		BRONZE	PHO Clifton	CAN
Men's Middleweight	THU 14 AUG	GOLD	KENGAMU Jurins	GBR
		SILVER	ASEIN Enahoro	HUN
		BRONZE	BAKKELUND Kjell Egil	NOR
Men's Heavyweight	FRI 15 AUG	GOLD	NOVOPYSMENNYI Anatolii	UKR
		SILVER	HEDLUND Gustav	SWE
		BRONZE	NORLING Emil	SWE
Men's Super Heavyweight	FRI 15 AUG	GOLD	SAMKHARADZE Temur	GEO
		SILVER	EL CHAER Etienne	LBN
		BRONZE	PEYRAUD Nicolas	FRA
Men's Equipped Lightweight	SAT 16 AUG	GOLD	SATAKE Yusuke	JPN
		SILVER	HSIEH Tsung-Ting	TPE
		BRONZE	EL BELGHITI Hassan	FRA
Men's Equipped Middleweight	SAT 16 AUG	GOLD	CHIANG Kai-Chieh	TPE
		SILVER	KOLOMIETS Vitalii	UKR
		BRONZE	BARANNIK Mykola	UKR
Men's Equipped Heavyweight	SUN 17 AUG	GOLD	MUSIENKO Kostiantyn	UKR
		SILVER	RYSIEV Volodymyr	UKR
		BRONZE	BELL Ian	USA
Men's Equipped Super Heavyweight	SUN 17 AUG	GOLD	YANG Sen	TPE
		SILVER	MARTIN Jared Kennedy	USA
		BRONZE	BYCHKOV Oleksii	UKR
Women's Lightweight	THU 14 AUG	GOLD	CHAPON Tiffany	FRA
		SILVER	SMITH Megan-Li	NZL
		BRONZE	CORRIGAN Evie	NZL
Women's Middleweight	THU 14 AUG	GOLD	BOSTROM Alba	SWE
		SILVER	NALDI Sara	ITA
		BRONZE	NNAMANI Joy Chinonso	GBR
Women's Heavyweight	FRI 15 AUG	GOLD	TONGOTEA Karlina	NZL
		SILVER	GARRA Carola	ITA
		BRONZE	KJENNER Marte	NOR
Women's Super Heavyweight	FRI 15 AUG	GOLD	SCHLATER Brittany Dayle	CAN
		SILVER	MULUH Sonita Kyen	BEL
		BRONZE	SOLI'AI LAALAAI Natalie	AUS
Women's Equipped Lightweight	SAT 16 AUG	GOLD	KULA Zuzanna	POL
		SILVER	BILA Tetiana	UKR
		BRONZE	DEREVIANKO Anastasiia	UKR
Women's Equipped Middleweight	SAT 16 AUG	GOLD	LACHAPELLE Taylor Lynn	USA
		SILVER	SOLOVIOVA Larysa	UKR
		BRONZE	CERNIGLIARO Alessandra	ITA
Women's Equipped Heavyweight	SUN 17 AUG	GOLD	ELVERUM Marte	NOR
		SILVER	Mc CARTHY Kelsey Elizabeth	USA
		BRONZE	VILMAR Matilda	SWE
Women's Equipped Super Heavyweight	SUN 17 AUG	GOLD	STINN Rhaea Danielle	CAN
		SILVER	RUSANENKO Daria	UKR
		BRONZE	KREBS Mary Jane	USA



Medal Standings

As of SUN 17 AUG 2025

After 16 of 16 Events

Rank	NOC	Men				Women				Total				Rank by Total
		G	S	B	Tot	G	S	B	Tot	G	S	B	Tot	
1	UKR - Ukraine	2	2	2	6		3	1	4	2	5	3	10	1
2	TPE - Chinese Taipei	2	1		3					2	1		3	=4
3	CAN - Canada			1	1	2			2	2		1	3	=4
4	USA - United States of America		1	1	2	1	1	1	3	1	2	2	5	2
5	SWE - Sweden		1	1	2	1		1	2	1	1	2	4	3
6	NZL - New Zealand					1	1	1	3	1	1	1	3	=4
7	JPN - Japan	1	1		2					1	1		2	=10
8	FRA - France			2	2	1			1	1		2	3	=4
8	NOR - Norway			1	1	1		1	2	1		2	3	=4
10	GBR - Great Britain	1			1			1	1	1		1	2	=10
11	GEO - Georgia	1			1					1			1	=12
11	ISV - Virgin Islands, US	1			1					1			1	=12
11	POL - Poland					1			1	1			1	=12
14	ITA - Italy						2	1	3		2	1	3	=4
15	BEL - Belgium						1		1		1		1	=12
15	HUN - Hungary		1		1						1		1	=12
15	LBN - Lebanon		1		1						1		1	=12
18	AUS - Australia							1	1			1	1	=12
Total:		8	8	8	24	8	8	8	24	16	16	16	48	

Legend:


= Equal sign indicates that two or more NOCs share the same rank by total **B** Bronze **G** Gold **S** Silver **Tot** Total

Timing and Results provided by Tissot



POWERLIFTING


Men's Lightweight



Entry List by Event


As of THU 14 AUG 2025

NOC	Bib Number	Name	Date of Birth
CAN - Canada	2	PHO Clifton	11 FEB 1995
ESP - Spain	6	CAMPANO Diaz Ivan	16 JUL 2001
FRA - France	3	GARCIA Antoine	7 SEP 1995
ISV - Virgin Islands, US	9	JORDAN Joseph	18 DEC 1988
JPN - Japan	7	USHIYAMA Kyota	10 AUG 1997
MEX - Mexico	1	JIMENEZ Santos	20 JUN 1992
THA - Thailand	8	SENUMONG Kasemsand	20 FEB 1995
USA - United States of America	4	GARCIA Jonathan O'Brian	13 JUN 1988



Start List

Order	Bib	Name	NOC Code	Weight [kg/lbs]	Weight Factor
1	6	CAMPANO Diaz Ivan	ESP	59.87 / 132.0	0.1642
2	1	JIMENEZ Santos	MEX	65.87 / 145.2	0.1560
3	3	GARCIA Antoine	FRA	58.82 / 129.7	0.1657
4	8	SENUMONG Kasemsand	THA	59.94 / 132.1	0.1641
5	2	PHO Clifton	CAN	65.37 / 144.1	0.1567
6	7	USHIYAMA Kyota	JPN	65.88 / 145.2	0.1560
7	9	JORDAN Joseph	ISV	65.75 / 145.0	0.1562
8	4	GARCIA Jonathan O'Brian	USA	65.76 / 145.0	0.1562



Results

Rank	Bib	Name	NOC Code	Body Weight	Weight Factor	Squat	Bench Press	Deadlift	Total Weight	Total Points	Remark
1	9	JORDAN Joseph	ISV	65.75	0.1562	260.0	170.0	290.0	720.0	112.46	
2	7	USHIYAMA Kyota	JPN	65.88	0.1560	-247.5	-180.0	-290.0	717.5	111.95	
3	2	PHO Clifton	CAN	65.37	0.1567	-235.0	147.5	^w 318.0	700.5	109.75	
4	4	GARCIA Jonathan O'Brian	USA	65.76	0.1562	250.0	182.5	255.0	687.5	107.38	
5	1	JIMENEZ Santos	MEX	65.87	0.1560	225.0	175.0	280.0	680.0	106.11	
6	6	CAMPANO Diaz Ivan	ESP	59.87	0.1642	220.0	152.5	270.0	642.5	105.49	
7	3	GARCIA Antoine	FRA	58.82	0.1657	-232.5	140.0	252.5	625.0	103.59	
8	8	SENUMONG Kasemsand	THA	59.94	0.1641	-220.0	-137.5	-260.0	617.5	101.32	

Officials

Name	Function
THUR Patrick Ulf (SWE)	Chief Referee
KONDRASCHOW Veronika (GER)	Left Side Referee
SMITH Vicki (RSA)	Right Side Referee

Legend:
w World Record

Timing and Results provided by Tissot



Medallists


As of THU 14 AUG 2025

Medal	Name	NOC
GOLD	JORDAN Joseph	ISV - Virgin Islands, US
SILVER	USHIYAMA Kyota	JPN - Japan
BRONZE	PHO Clifton	CAN - Canada



POWERLIFTING


Men's Middleweight



Entry List by Event


As of THU 14 AUG 2025

NOC	Bib Number	Name	Date of Birth
CHI - Chile	1	ANDERSON Pablo	26 AUG 1998
GBR - Great Britain	2	KENGAMU Jurins	30 NOV 1988
HUN - Hungary	5	ASEIN Enahoro	15 DEC 1999
NOR - Norway	3	BAKKELUND Kjell Egil	18 JUL 1988
SGP - Singapore	4	LEE Clinton	8 MAR 1993



Start List

Order	Bib	Name	NOC Code	Weight [kg/lbs]	Weight Factor
1	3	BAKKELUND Kjell Egil	NOR	74.90 / 165.1	0.1459
2	4	LEE Clinton	SGP	75.08 / 165.5	0.1457
3	1	ANDERSON Pablo	CHI	80.69 / 177.9	0.1404
4	5	ASEIN Enahoro	HUN	82.69 / 182.3	0.1387
5	2	KENGAMU Jurins	GBR	82.84 / 182.6	0.1386



Results

Rank	Bib	Name	NOC Code	Body Weight	Weight Factor	Squat	Bench Press	Deadlift	Total Weight	Total Points	Remark
1	2	KENGAMU Jurins	GBR	82.84	0.1386	317.5	195.0	360.0	872.5	120.90	
2	5	ASEIN Enahoro	HUN	82.69	0.1387	285.0	155.0	377.5	817.5	113.38	
3	3	BAKKELUND Kjell Egil	NOR	74.90	0.1459	260.0	197.5	317.5	775.0	113.07	
4	4	LEE Clinton	SGP	75.08	0.1457	270.0	170.0	305.0	745.0	108.56	
5	1	ANDERSON Pablo	CHI	80.69	0.1404	272.5	182.5	300.0	755.0	106.02	

Officials

Name	Function
ASTAD Bjorn (NOR)	Chief Referee
ZAWILINSKI Michael Lewis (USA)	Left Side Referee
ROMANOVA Tatiana (KGZ)	Right Side Referee



Medallists

As of THU 14 AUG 2025

Medal	Name	NOC
GOLD	KENGAMU Jurins	GBR - Great Britain
SILVER	ASEIN Enahoro	HUN - Hungary
BRONZE	BAKKELUND Kjell Egil	NOR - Norway



POWERLIFTING


Men's Heavyweight



Entry List by Event


As of FRI 15 AUG 2025

NOC	Bib Number	Name	Date of Birth
CAN - Canada	2	CARIAZO Walter	11 SEP 1988
GBR - Great Britain	3	AYANDOKUN Christian Jesuseyitan Oyi	5 SEP 1991
SWE - Sweden	5	HEDLUND Gustav	16 JUL 1995
	4	NORLING Emil	21 JAN 1996
TUN - Tunisia	1	SBOUI Fares	30 DEC 2000
UKR - Ukraine	6	NOVOPYSMENNYI Anatolii	27 DEC 1996



Start List

Order	Bib	Name	NOC Code	Weight [kg/lbs]	Weight Factor
1	2	CARIAZO Walter	CAN	104.64 / 230.7	0.1237
2	3	AYANDOKUN Christian Jesuseyitan Oyi	GBR	98.77 / 217.8	0.1271
3	5	HEDLUND Gustav	SWE	92.77 / 204.5	0.1310
4	1	SBOUI Fares	TUN	101.97 / 224.8	0.1252
5	4	NORLING Emil	SWE	104.94 / 231.4	0.1235
6	6	NOVOPYSMENNYI Anatolii	UKR	98.30 / 216.7	0.1274



Results

Rank	Bib	Name	NOC Code	Body Weight	Weight Factor	Squat	Bench Press	Deadlift	Total Weight	Total Points	Remark
1	6	NOVOPYSMENNYI Anatolii	UKR	98.30	0.1274	362.5	230.0	345.0	937.5	119.41	
2	5	HEDLUND Gustav	SWE	92.77	0.1310	325.0	225.0	340.0	890.0	116.57	
3	4	NORLING Emil	SWE	104.94	0.1235	340.0	220.0	362.5	922.5	113.93	
4	3	AYANDOKUN Christian Jesuseyitan Oyi	GBR	98.77	0.1271	322.5	210.0	360.0	892.5	113.42	
5	1	SBOUI Fares	TUN	101.97	0.1252	325.0	210.0	335.0	870.0	108.90	
6	2	CARIAZO Walter	CAN	104.64	0.1237	300.0	212.5	352.5	865.0	106.97	

Officials

Name	Function
GRZEGORZ Nocek (POL)	Chief Referee
BUSSELOT Myriam Josette (BEL)	Left Side Referee
BLIKRA Inger Solveig Blikra (NOR)	Right Side Referee



Medallists


As of FRI 15 AUG 2025

Medal	Name	NOC
GOLD	NOVOPYSMENNYI Anatolii	UKR - Ukraine
SILVER	HEDLUND Gustav	SWE - Sweden
BRONZE	NORLING Emil	SWE - Sweden



POWERLIFTING

Men's Super Heavyweight



Entry List by Event

REVISED
16 AUG 18:20

As of SAT 16 AUG 2025

NOC	Bib Number	Name	Date of Birth
CAN - Canada	5	WISEMAN Lucas	3 OCT 1999
ESP - Spain	7	VAZQUEZ Victor	10 JUN 1995
FRA - France	6	PEYRAUD Nicolas	25 OCT 1999
GEO - Georgia	3	SAMKHARADZE Temur	11 JAN 2001
HUN - Hungary	8	BUDAI Kristof	12 AUG 1999
LBN - Lebanon	1	EL CHAER Etienne	11 FEB 2000
UKR - Ukraine	4	MELNYCHUK Taras	25 MAR 2001

SAMKHARADZE Temur name updated.

Timing and Results provided by Tissot



Start List


REVISED
16 AUG 18:20

Order	Bib	Name	NOC Code	Weight [kg/lbs]	Weight Factor
1		EL CHAER Etienne	LBN	120.92 / 266.6	0.1159
3		SAMKHARADZE Temur	GEO	130.81 / 288.4	0.1121
4		MELNYCHUK Taras	UKR	116.56 / 257.0	0.1177
5		WISEMAN Lucas	CAN	118.65 / 261.6	0.1168
6		PEYRAUD Nicolas	FRA	115.76 / 255.2	0.1181
7		VAZQUEZ Victor	ESP	119.30 / 263.0	0.1165
8		BUDAI Kristof	HUN	118.30 / 260.8	0.1170

REVISED

SAMKHARADZE Temur name updated.

Timing and Results provided by Tissot



Results

REVISED
16 AUG 18:20

Rank	Bib	Name	NOC Code	Body Weight	Weight Factor	Squat	Bench Press	Deadlift	Total Weight	Total Points	Remark
1	3	SAMKHARADZE Temur	GEO	130.81	0.1121	370.0	225.0	395.0	990.0	110.93	
2	1	EL CHAER Etienne	LBN	120.92	0.1159	330.0	235.0	385.0	950.0	110.07	
3	6	PEYRAUD Nicolas	FRA	115.76	0.1181	332.5	220.0	377.5	930.0	109.83	
4	4	MELNYCHUK Taras	UKR	116.56	0.1177	347.5	230.0	355.0	932.5	109.79	
5	5	WISEMAN Lucas	CAN	118.65	0.1168	365.0	195.0	367.5	927.5	108.35	
6	8	BUDAI Kristof	HUN	118.30	0.1170	332.5	220.0	350.0	902.5	105.57	
7	7	VAZQUEZ Victor	ESP	119.30	0.1165	325.0	210.0	125.0	660.0	76.92	


Officials

Name	Function
van den HOEK Pjotr (NED)	Chief Referee
IP Josephine (HKG)	Left Side Referee
MELNYK Tetiana (UKR)	Right Side Referee

REVISED

SAMKHARADZE Temur name updated.

Timing and Results provided by Tissot



Medallists

REVISED
16 AUG 18:21

As of SAT 16 AUG 2025

Medal	Name	NOC
GOLD	SAMKHARADZE Temur	GEO - Georgia
SILVER	EL CHAER Etienne	LBN - Lebanon
BRONZE	PEYRAUD Nicolas	FRA - France

SAMKHARADZE Temur name updated.

Timing and Results provided by Tissot

PWLMSUPERH-----_92A 2.0


Report Creation SAT 16 AUG 2025 18:21

Page 1 / 1



POWERLIFTING


Men's Equipped Lightweight



Entry List by Event

As of SAT 16 AUG 2025

NOC	Bib Number	Name	Date of Birth
ECU - Ecuador	5	LEON Franklin	19 FEB 1983
FRA - France	8	EL BELGHITI Hassan	30 JAN 1975
JPN - Japan	4	SATAKE Yusuke	4 JUN 1996
PHI - Philippines	7	RAMIREZ Regie Mancao	23 APR 1993
SWE - Sweden	3	ERIKSSON Alexander	27 DEC 1994
TPE - Chinese Taipei	1	HSIEH Tsung-Ting	28 MAR 1982
	6	LIN Yi-Chun	30 OCT 1994
USA - United States of America	2	LACOE Dalton Dean Robyn	23 JUN 1995



Start List

Order	Bib	Name	NOC Code	Weight [kg/lbs]	Weight Factor
1	7	RAMIREZ Regie Mancao	PHI	58.81 / 129.7	0.1460
2	2	LACOE Dalton Dean Robyn	USA	58.64 / 129.3	0.1463
3	6	LIN Yi-Chun	TPE	58.34 / 128.6	0.1469
4	3	ERIKSSON Alexander	SWE	65.91 / 145.3	0.1341
5	1	HSIEH Tsung-Ting	TPE	64.27 / 141.7	0.1365
6	5	LEON Franklin	ECU	61.22 / 135.0	0.1415
7	8	EL BELGHITI Hassan	FRA	65.32 / 144.0	0.1349
8	4	SATAKE Yusuke	JPN	65.59 / 144.6	0.1345



Results

Rank	Bib	Name	NOC Code	Body Weight	Weight Factor	Squat	Bench Press	Deadlift	Total Weight	Total Points	Remark
1	4	SATAKE Yusuke	JPN	65.59	0.1345	310.0	217.5	272.5	800.0	107.63	
2	1	HSIEH Tsung-Ting	TPE	64.27	0.1365	285.0	210.0	280.0	775.0	105.81	
3	8	EL BELGHITI Hassan	FRA	65.32	0.1349	w2 290.0	177.5	w2 310.0	777.5	104.92	
4	3	ERIKSSON Alexander	SWE	65.91	0.1341	290.0	197.5	292.5	780.0	104.58	
5	6	LIN Yi-Chun	TPE	58.34	0.1469	270.0	190.0	250.0	710.0	104.28	
6	5	LEON Franklin	ECU	61.22	0.1415	280.0	175.0	250.0	705.0	99.78	
7	2	LACOE Dalton Dean Robyn	USA	58.64	0.1463	265.0	155.0	250.0	670.0	98.01	
8	7	RAMIREZ Regie Mancao	PHI	58.81	0.1460	245.0	155.0	262.5	662.5	96.70	

Officials

Name	Function
ASTAD Bjorn (NOR)	Chief Referee
SMITH Vicki (RSA)	Left Side Referee
MELNYK Tetiana (UKR)	Right Side Referee

Legend:

w2 World Record Master 2



Medallists


As of SAT 16 AUG 2025

Medal	Name	NOC
GOLD	SATAKE Yusuke	JPN - Japan
SILVER	HSIEH Tsung-Ting	TPE - Chinese Taipei
BRONZE	EL BELGHITI Hassan	FRA - France



POWERLIFTING


Men's Equipped Middleweight



Entry List by Event


As of SAT 16 AUG 2025

NOC	Bib Number	Name	Date of Birth
ECU - Ecuador	4	OCHOA Alex	2 NOV 1990
	5	ZAMBRANO Tomala	19 AUG 1992
JPN - Japan	7	OTANI Norihiro	10 APR 1980
POL - Poland	2	OLECH Jaroslaw	6 JAN 1974
TPE - Chinese Taipei	1	CHIANG Kai-Chieh	25 FEB 1989
UKR - Ukraine	3	BARANNIK Mykola	30 OCT 1989
	6	KOLOMIIETS Vitalii	19 NOV 1992
USA - United States of America	8	MAHER Alexis	29 JUL 1995



Start List

Order	Bib	Name	NOC Code	Weight [kg/lbs]	Weight Factor
1	8	MAHER Alexis	USA	75.75 / 167.0	0.1221
2	7	OTANI Norihiro	JPN	73.58 / 162.2	0.1244
3	4	OCHOA Alex	ECU	79.05 / 174.3	0.1189
4	5	ZAMBRANO Tomala	ECU	81.60 / 179.9	0.1166
5	1	CHIANG Kai-Chieh	TPE	81.67 / 180.1	0.1166
6	6	KOLOMIIETS Vitalii	UKR	82.28 / 181.4	0.1161
7	2	OLECH Jaroslaw	POL	71.81 / 158.3	0.1264
8	3	BARANNIK Mykola	UKR	82.20 / 181.2	0.1161



Results

Rank	Bib	Name	NOC Code	Body Weight	Weight Factor	Squat	Bench Press	Deadlift	Total Weight	Total Points	Remark
1	1	CHIANG Kai-Chieh	TPE	81.67	0.1166	352.5	227.5	342.5	922.5	107.54	
2	6	KOLOMIIETS Vitalii	UKR	82.28	0.1161	360.0	255.0	310.0	925.0	107.36	
3	3	BARANNIK Mykola	UKR	82.20	0.1161	345.0	260.0	302.5	907.5	105.39	
4	8	MAHER Alexis	USA	75.75	0.1221	315.0	182.5	^w 357.5	855.0	104.38	
5	4	OCHOA Alex	ECU	79.05	0.1189	335.0	240.0	285.0	860.0	102.24	
6	5	ZAMBRANO Tomala	ECU	81.60	0.1166	352.5	225.0	285.0	862.5	100.60	
7	7	OTANI Norihiro	JPN	73.58	0.1244	300.0	240.0	245.0	785.0	97.64	
	2	OLECH Jaroslaw	POL	71.81	0.1264	345.0	200.0				DSQ

Officials

Name	Function
de PUYTORAC Xavier (FRA)	Chief Referee
ROMANOVA Tatiana (KGZ)	Left Side Referee
BUSSELOT Myriam Josette (BEL)	Right Side Referee

Legend:

DSQ Disqualified

w World Record

Timing and Results provided by Tissot



Medallists


As of SAT 16 AUG 2025

Medal	Name	NOC
GOLD	CHIANG Kai-Chieh	TPE - Chinese Taipei
SILVER	KOLOMIETS Vitalii	UKR - Ukraine
BRONZE	BARANNIK Mykola	UKR - Ukraine



POWERLIFTING

Men's Equipped Heavyweight



Entry List by Event


As of SUN 17 AUG 2025

NOC	Bib Number	Name	Date of Birth
DEN - Denmark	6	LENTZ Nicki	26 MAR 1992
ECU - Ecuador	8	VILLON Moises	4 MAR 1999
NOR - Norway	1	HOEL Asgeir	15 SEP 1988
	3	SKAR Knut	1 MAR 2001
RSA - South Africa	5	PIETERSEN Haroun	21 OCT 1987
UKR - Ukraine	4	MUSIIENKO Kostiantyn	11 AUG 1997
	7	RYSIEV Volodymyr	30 MAR 1982
USA - United States of America	2	BELL Ian	12 AUG 1992



Start List

Order	Bib	Name	NOC Code	Weight [kg/lbs]	Weight Factor
1	2	BELL Ian	USA	104.48 / 230.3	0.1024
2	6	LENTZ Nicki	DEN	102.56 / 226.1	0.1033
3	7	RYSIEV Volodymyr	UKR	94.76 / 208.9	0.1074
4	3	SKAR Knut	NOR	104.86 / 231.2	0.1023
5	1	HOEL Asgeir	NOR	104.76 / 231.0	0.1023
6	4	MUSIIENKO Kostiantyn	UKR	92.37 / 203.6	0.1088
7	8	VILLON Moises	ECU	94.71 / 208.8	0.1074
8	5	PIETERSEN Haroun	RSA	104.57 / 230.5	0.1024



Results

Rank	Bib	Name	NOC Code	Body Weight	Weight Factor	Squat	Bench Press	Deadlift	Total Weight	Total Points	Remark
1	4	MUSIIENKO Kostiantyn	UKR	92.37	0.1088	390.0	330.0	320.0	1040.0	113.19	GR
2	7	RYSIEV Volodymyr	UKR	94.76	0.1074	387.5	w1 315.0	327.5	1030.0	110.63	
3	2	BELL Ian	USA	104.48	0.1024	397.5	272.5	380.0	1050.0	107.57	
4	6	LENTZ Nicki	DEN	102.56	0.1033	425.0	292.5	295.0	1012.5	104.62	
5	3	SKAR Knut	NOR	104.86	0.1023	405.0	280.0	330.0	1015.0	103.81	
6	8	VILLON Moises	ECU	94.71	0.1074	375.0	282.5	282.5	940.0	100.99	
7	1	HOEL Asgeir	NOR	104.76	0.1023	410.0	260.0	315.0	985.0	100.79	
8	5	PIETERSEN Haroun	RSA	104.57	0.1024	325.0	205.0	285.0	815.0	83.46	

Officials

Name	Function
MUR Urban (SLO)	Chief Referee
THUR Patrick Ulf (SWE)	Left Side Referee
BLIKRA Inger Solveig Blikra (NOR)	Right Side Referee

Legend:

gr Games Record

w1 World Record Master 1

Timing and Results provided by Tissot



Medallists


As of SUN 17 AUG 2025

Medal	Name	NOC
GOLD	MUSIIENKO Kostiantyn	UKR - Ukraine
SILVER	RYSIEV Volodymyr	UKR - Ukraine
BRONZE	BELL Ian	USA - United States of America



POWERLIFTING

Men's Equipped Super
Heavyweight



Entry List by Event

As of SUN 17 AUG 2025

NOC	Bib Number	Name	Date of Birth
FRA - France	8	BELKESIR Sofiane	4 SEP 1984
MGL - Mongolia	1	TILYEUBYERD Saifolla	30 AUG 1987
TPE - Chinese Taipei	6	TIEN Chi-Sen	24 MAR 1994
	3	YANG Sen	14 AUG 1994
UKR - Ukraine	4	BYCHKOV Oleksii	19 OCT 1985
	2	SHEVCHENKO Andrii	9 SEP 1995
USA - United States of America	5	BADEAUX JR Jessie Joseph	16 DEC 1999
	7	MARTIN Jared Kennedy	15 MAY 1989



Start List

Order	Bib	Name	NOC Code	Weight [kg/lbs]	Weight Factor
1	2	SHEVCHENKO Andrii	UKR	161.86 / 356.8	0.0881
2	6	TIEN Chi-Sen	TPE	123.94 / 273.2	0.0955
3	3	YANG Sen	TPE	117.75 / 259.6	0.0974
4	8	BELKESIR Sofiane	FRA	117.62 / 259.3	0.0974
5	4	BYCHKOV Oleksii	UKR	119.62 / 263.7	0.0968
6	1	TILYEUBYERD Saifolla	MGL	118.51 / 261.3	0.0971
7	5	BADEAUX JR Jessie Joseph	USA	117.17 / 258.3	0.0976
8	7	MARTIN Jared Kennedy	USA	134.87 / 297.3	0.0927



Results

Rank	Bib	Name	NOC Code	Body Weight	Weight Factor	Squat	Bench Press	Deadlift	Total Weight	Total Points	Remark
1	3	YANG Sen	TPE	117.75	0.0974	^w 453.5	332.5	332.5	1118.5	108.90	GR
2	7	MARTIN Jared Kennedy	USA	134.87	0.0927	465.0	310.0	385.0	1160.0	107.56	
3	4	BYCHKOV Oleksii	UKR	119.62	0.0968	400.0	^{w1} 340.0	^{w1} 370.0	1110.0	107.41	
4	8	BELKESIR Sofiane	FRA	117.62	0.0974	425.0	310.0	335.0	1070.0	104.22	
5	2	SHEVCHENKO Andrii	UKR	161.86	0.0881	460.0	350.0	370.0	1180.0	103.97	GR
6	5	BADEAUX JR Jessie Joseph	USA	117.17	0.0976	382.5	320.0	305.0	1007.5	98.28	
	1	TILYEUBYERD Saifolla	MGL	118.51	0.0971	430.0	295.0				DSQ
6		TIEN Chi-Sen	TPE	123.94	0.0955	430.0					DSQ

Officials

Name	Function
GRZEGORZ Nocek (POL)	Chief Referee
ROMANOVA Tatiana (KGZ)	Left Side Referee
SMITH Vicki (RSA)	Right Side Referee

Legend:

DSQ Disqualified

w1 World Record Master 1

gr Games Record

w World Record

Timing and Results provided by Tissot



Medallists


As of SUN 17 AUG 2025

Medal	Name	NOC
GOLD	YANG Sen	TPE - Chinese Taipei
SILVER	MARTIN Jared Kennedy	USA - United States of America
BRONZE	BYCHKOV Oleksii	UKR - Ukraine



POWERLIFTING


Women's Lightweight



Entry List by Event


As of THU 14 AUG 2025

NOC	Bib Number	Name	Date of Birth
CAN - Canada	1	NGUYEN Aurelie	2 APR 1999
FRA - France	6	ALLABERT Noemie	15 MAY 1990
	7	CHAPON Tiffany	29 APR 2001
ITA - Italy	8	MOTTA Annalisa	4 JUN 1995
NED - Netherlands	4	DEKKERS Pleun Dorett Johanna	16 JUN 1994
NZL - New Zealand	3	CORRIGAN Evie	9 APR 1996
	2	SMITH Megan-Li	13 APR 1996
SGP - Singapore	5	FARID Farhanna	26 SEP 1992



Start List

Order	Bib	Name	NOC Code	Weight [kg/lbs]	Weight Factor
1	1	NGUYEN Aurelie	CAN	46.68 / 102.9	0.2791
2	5	FARID Farhanna	SGP	51.53 / 113.6	0.2545
3	8	MOTTA Annalisa	ITA	46.42 / 102.3	0.2807
4	6	ALLABERT Noemie	FRA	50.96 / 112.3	0.2570
5	3	CORRIGAN Evie	NZL	51.89 / 114.4	0.2530
6	7	CHAPON Tiffany	FRA	47.11 / 103.9	0.2766
7	4	DEKKERS Pleun Dorett Johanna	NED	51.92 / 114.5	0.2528
8	2	SMITH Megan-Li	NZL	51.58 / 113.7	0.2543



Results

Rank	Bib	Name	NOC Code	Body Weight	Weight Factor	Squat	Bench Press	Deadlift	Total Weight	Total Points	Remark
1	7	CHAPON Tiffany	FRA	47.11	0.2766	165.0	107.5	177.5	450.0	124.45	
2	2	SMITH Megan-Li	NZL	51.58	0.2543	^w 180.0	105.0	197.5	482.5	122.69	WR
3	3	CORRIGAN Evie	NZL	51.89	0.2530	165.0	105.0	207.5	477.5	120.79	
4	4	DEKKERS Pleun Dorett Johanna	NED	51.92	0.2528	^w 179.5	95.0	185.0	459.5	116.18	
5	8	MOTTA Annalisa	ITA	46.42	0.2807	145.0	87.5	175.0	407.5	114.37	
6	5	FARID Farhanna	SGP	51.53	0.2545	147.5	70.0	^w 217.0	434.5	110.58	
7	6	ALLABERT Noemie	FRA	50.96	0.2570	152.5	87.5	190.0	430.0	110.50	
8	1	NGUYEN Aurelie	CAN	46.68	0.2791	135.0	80.0	172.5	387.5	108.15	

Officials

Name	Function
SMITH Vicki (RSA)	Chief Referee
KONDRASCHOW Veronika (GER)	Left Side Referee
THUR Patrick Ulf (SWE)	Right Side Referee

Legend:

^w World Record



Medallists


As of THU 14 AUG 2025

Medal	Name	NOC
GOLD	CHAPON Tiffany	FRA - France
SILVER	SMITH Megan-Li	NZL - New Zealand
BRONZE	CORRIGAN Evie	NZL - New Zealand



POWERLIFTING


Women's Middleweight



Entry List by Event

As of THU 14 AUG 2025

NOC	Bib Number	Name	Date of Birth
FRA - France	6	JACOB Jade	13 APR 2001
	1	PAL Sovannphaktra	24 APR 1991
GBR - Great Britain	4	BUTTERS Bobbie	15 NOV 1994
	2	NNAMANI Joy Chinonso	1 NOV 1992
ITA - Italy	5	BERNARDI Chiara	8 SEP 1998
	7	NALDI Sara	19 FEB 1998
SWE - Sweden	3	BOSTROM Alba	27 JUL 2001



Start List

Order	Bib	Name	NOC Code	Weight [kg/lbs]	Weight Factor
1	5	BERNARDI Chiara	ITA	62.50 / 137.8	0.2199
2	6	JACOB Jade	FRA	55.44 / 122.2	0.2396
3	2	NNAMANI Joy Chinonso	GBR	60.38 / 133.1	0.2251
4	1	PAL Sovannphaktra	FRA	56.29 / 124.1	0.2368
5	4	BUTTERS Bobbie	GBR	57.61 / 127.0	0.2327
6	7	NALDI Sara	ITA	57.52 / 126.8	0.2330
7	3	BOSTROM Alba	SWE	62.83 / 138.5	0.2192



Results

Rank	Bib	Name	NOC Code	Body Weight	Weight Factor	Squat	Bench Press	Deadlift	Total Weight	Total Points	Remark
1	3	BOSTROM Alba	SWE	62.83	0.2192	200.0	135.0	230.0	565.0	123.83	
2	7	NALDI Sara	ITA	57.52	0.2330	202.5	107.5	220.0	530.0	123.48	
3	2	NNAMANI Joy Chinonso	GBR	60.38	0.2251	185.0	102.5	^w 240.0	527.5	118.72	
4	6	JACOB Jade	FRA	55.44	0.2396	180.0	95.0	220.0	495.0	118.60	
5	4	BUTTERS Bobbie	GBR	57.61	0.2327	190.0	115.0	197.5	502.5	116.94	
6	1	PAL Sovannphaktra	FRA	56.29	0.2368	182.5	100.0	202.5	485.0	114.85	
	5	BERNARDI Chiara	ITA	62.50	0.2199	205.0					DSQ

Officials

Name	Function
ROMANOVA Tatiana (KGZ)	Chief Referee
ZAWILINSKI Michael Lewis (USA)	Left Side Referee
ASTAD Bjorn (NOR)	Right Side Referee

Legend:

DSQ Disqualified

w World Record

Timing and Results provided by Tissot



Medallists


As of THU 14 AUG 2025

Medal	Name	NOC
GOLD	BOSTROM Alba	SWE - Sweden
SILVER	NALDI Sara	ITA - Italy
BRONZE	NNAMANI Joy Chinonso	GBR - Great Britain



POWERLIFTING


Women's Heavyweight



Entry List by Event

As of FRI 15 AUG 2025

NOC	Bib Number	Name	Date of Birth
FRA - France	2	PEYRAUD Clara	13 APR 2002
GBR - Great Britain	1	NELSON Annie	24 NOV 1996
ITA - Italy	3	GARRA Carola	2 JUN 1994
NOR - Norway	5	KJENNER Marte	27 JUL 1989
NZL - New Zealand	6	TONGOTEA Karlina	4 OCT 1992
USA - United States of America	4	MARTINEZ Gabrielle	17 AUG 1997



Start List

Order	Bib	Name	NOC Code	Weight [kg/lbs]	Weight Factor
1	5	KJENNER Marte	NOR	69.66 / 153.6	0.2061
2	4	MARTINEZ Gabrielle	USA	69.32 / 152.8	0.2066
3	1	NELSON Annie	GBR	70.71 / 155.9	0.2044
4	2	PEYRAUD Clara	FRA	74.25 / 163.7	0.1994
5	3	GARRA Carola	ITA	64.56 / 142.3	0.2154
6	6	TONGOTEA Karlina	NZL	75.51 / 166.5	0.1978



Results

Rank	Bib	Name	NOC Code	Body Weight	Weight Factor	Squat	Bench Press	Deadlift	Total Weight	Total Points	Remark
1	6	TONGOTEA Karlina	NZL	75.51	0.1978	230.0	130.0	260.0	620.0	122.61	WR
2	3	GARRA Carola	ITA	64.56	0.2154	220.0	137.5	210.0	567.5	122.26	
3	5	KJENNER Marte	NOR	69.66	0.2061	200.0	132.5	225.0	557.5	114.89	
4	2	PEYRAUD Clara	FRA	74.25	0.1994	192.5	127.5	235.0	555.0	110.65	
5	4	MARTINEZ Gabrielle	USA	69.32	0.2066	202.5	122.5	210.0	535.0	110.55	
6	1	NELSON Annie	GBR	70.71	0.2044	195.0	120.0	217.5	532.5	108.86	

Officials

Name	Function
BUSSELOT Myriam Josette (BEL)	Chief Referee
GRZEGORZ Nocek (POL)	Left Side Referee
BLIKRA Inger Solveig Blikra (NOR)	Right Side Referee

Legend:

w World Record



Medallists


As of FRI 15 AUG 2025

Medal	Name	NOC
GOLD	TONGOTEA Karlina	NZL - New Zealand
SILVER	GARRA Carola	ITA - Italy
BRONZE	KJENNER Marte	NOR - Norway



POWERLIFTING

Women's Super Heavyweight



Entry List by Event

REVISED
15 AUG 17:00

As of FRI 15 AUG 2025

NOC	Bib Number	Name	Date of Birth
AUS - Australia	7	SOLI'AI LAALAAI Natalie	26 AUG 1995
BEL - Belgium	1	MULUH Sonita Kyen	25 NOV 1996
CAN - Canada	5	PHILIBERT Danielle	24 SEP 1992
	4	SCHLATER Brittany Dayle	5 DEC 1991
GBR - Great Britain	8	AZARIAH Ziana	17 MAR 1997
NRU - Nauru	2	O'BRIEN Bessie	7 JUN 2006
NZL - New Zealand	6	TASI Jewel	21 JUL 1998
RSA - South Africa	3	FAUL Megan	10 AUG 1991

LAALLAI name updated

Timing and Results provided by Tissot

PWLWSUPERH-----_32C 2.0

Report Creation FRI 15 AUG 2025 17:00

Page 1 / 1



Start List

REVISED
15 AUG 17:00

Order	Bib	Name	NOC Code	Weight [kg/lbs]	Weight Factor
1	5	PHILIBERT Danielle	CAN	86.60 / 190.9	0.1867
2	3	FAUL Megan	RSA	88.41 / 194.9	0.1853
3	8	AZARIAH Ziana	GBR	88.69 / 195.5	0.1851
4	6	TASI Jewel	NZL	122.18 / 269.4	0.1709
5	7	SOLI'AI LAALAAI Natalie	AUS	145.57 / 320.9	0.1672
6	2	O'BRIEN Bessie	NRU	122.24 / 269.5	0.1709
7	4	SCHLATER Brittany Dayle	CAN	130.45 / 287.6	0.1693
8	1	MULUH Sonita Kyen	BEL	135.52 / 298.8	0.1685

REVISED

LAALLAI name updated

Timing and Results provided by Tissot



Results

Rank	Bib	Name	NOC Code	Body Weight	Weight Factor	Squat	Bench Press	Deadlift	Total Weight	Total Points	Remark
1	4	SCHLATER Brittany Dayle	CAN	130.45	0.1693	287.5	160.0	277.5	725.0	122.73	
2	1	MULUH Sonita Kyen	BEL	135.52	0.1685	-305.0	157.5	265.0	727.5	122.57	
3	7	SOLI'AI LAALAAI Natalie	AUS	145.57	0.1672	267.5	137.5	^w 287.5	692.5	115.81	
4	6	TASI Jewel	NZL	122.18	0.1709	275.0	147.5	255.0	677.5	115.79	
5	8	AZARIAH Ziana	GBR	88.69	0.1851	225.0	122.5	270.0	617.5	114.29	
6	2	O'BRIEN Bessie	NRU	122.24	0.1709	^{wj} 290.0	112.5	210.0	612.5	104.68	
7	3	FAUL Megan	RSA	88.41	0.1853	205.0	122.5	217.5	545.0	100.98	
8	5	PHILIBERT Danielle	CAN	86.60	0.1867	202.5	127.5	205.0	535.0	99.87	

Officials

Name	Function
MELNYK Tetiana (UKR)	Chief Referee
IP Josephine (HKG)	Left Side Referee
van den HOEK Pjotr (NED)	Right Side Referee

Legend:

w World Record

wj Junior World Record

Timing and Results provided by Tissot



Medallists


As of FRI 15 AUG 2025

Medal	Name	NOC
GOLD	SCHLATER Brittany Dayle	CAN - Canada
SILVER	MULUH Sonita Kyen	BEL - Belgium
BRONZE	SOLI'AI LAALAAI Natalie	AUS - Australia



POWERLIFTING


Women's Equipped
Lightweight



Entry List by Event


As of SAT 16 AUG 2025

NOC	Bib Number	Name	Date of Birth
CAN - Canada	3	LAI Simone	26 JAN 1991
FIN - Finland	4	KYOSTI Olivia	10 AUG 1999
JPN - Japan	1	FUKUSHIMA Yukako	6 JUN 1970
POL - Poland	7	KULA Zuzanna	20 APR 1999
PUR - Puerto Rico	2	DUNO Frankmary	12 SEP 1987
TPE - Chinese Taipei	8	TSENG Tzu-Yin	9 MAY 1993
UKR - Ukraine	5	BILA Tetiana	13 MAR 1996
	6	DEREVIANKO Anastasiia	9 FEB 1987



Start List

Order	Bib	Name	NOC Code	Weight [kg/lbs]	Weight Factor
1	3	LAI Simone	CAN	49.42 / 109.0	0.2111
2	1	FUKUSHIMA Yukako	JPN	46.05 / 101.5	0.2226
3	8	TSENG Tzu-Yin	TPE	51.24 / 113.0	0.2058
4	4	KYOSTI Olivia	FIN	52.00 / 114.6	0.2037
5	2	DUNO Frankmary	PUR	50.34 / 111.0	0.2083
6	6	DEREVIANKO Anastasiia	UKR	51.24 / 113.0	0.2058
7	5	BILA Tetiana	UKR	49.69 / 109.5	0.2103
8	7	KULA Zuzanna	POL	51.90 / 114.4	0.2039



SAT 16 AUG 2025
Start Time: 13:30

Results

Rank	Bib	Name	NOC Code	Body Weight	Weight Factor	Squat	Bench Press	Deadlift	Total Weight	Total Points	Remark
1	7	KULA Zuzanna	POL	51.90	0.2039	^w 223.0	155.0	185.0	563.0	114.81	WR
2	5	BILA Tetiana	UKR	49.69	0.2103	207.5	130.0	175.0	512.5	107.77	
3	6	DEREVIANKO Anastasiia	UKR	51.24	0.2058	205.0	127.5	180.0	512.5	105.45	
4	1	FUKUSHIMA Yukako	JPN	46.05	0.2226	185.0	112.5	162.5	460.0	102.38	
5	8	TSENG Tzu-Yin	TPE	51.24	0.2058	185.0	115.0	170.0	470.0	96.70	
6	4	KYOSTI Olivia	FIN	52.00	0.2037	190.0	120.0	155.0	465.0	94.70	
7	3	LAI Simone	CAN	49.42	0.2111	175.0	85.0	167.5	427.5	90.25	
	2	DUNO Frankmary	PUR	50.34	0.2083	192.5	140.0				DSQ

Officials

Name	Function
MELNYK Tetiana (UKR)	Chief Referee
SMITH Vicki (RSA)	Left Side Referee
ASTAD Bjorn (NOR)	Right Side Referee

Legend:

DSQ Disqualified

^w World Record

Timing and Results provided by Tissot



Medallists


As of SAT 16 AUG 2025

Medal	Name	NOC
GOLD	KULA Zuzanna	POL - Poland
SILVER	BILA Tetiana	UKR - Ukraine
BRONZE	DEREVIANKO Anastasiia	UKR - Ukraine



POWERLIFTING


Women's Equipped
Middleweight



Entry List by Event

As of SAT 16 AUG 2025

NOC	Bib Number	Name	Date of Birth
ECU - Ecuador	4	MONSERRATE Kenia	22 SEP 1991
ITA - Italy	1	CERNIGLIARO Alessandra	16 AUG 1995
NOR - Norway	2	TJELTA Marthe	6 FEB 1999
TPE - Chinese Taipei	7	HUANG Yen-Tzu	22 OCT 1992
	6	HUNG Hsiu-Ching	22 JUN 1995
UKR - Ukraine	5	SOLOVIOVA Larysa	14 DEC 1978
USA - United States of America	8	JOHNSON Kimberly	13 APR 1994
	3	LACHAPELLE Taylor Lynn	1 APR 1999



Start List

Order	Bib	Name	NOC Code	Weight [kg/lbs]	Weight Factor
1	7	HUANG Yen-Tzu	TPE	56.54 / 124.6	0.1927
2	8	JOHNSON Kimberly	USA	56.06 / 123.6	0.1937
3	1	CERNIGLIARO Alessandra	ITA	55.15 / 121.6	0.1958
4	2	TJELTA Marthe	NOR	62.85 / 138.6	0.1808
5	4	MONSERRATE Kenia	ECU	58.35 / 128.6	0.1889
6	6	HUNG Hsiu-Ching	TPE	61.96 / 136.6	0.1823
7	5	SOLOVIOVA Larysa	UKR	62.67 / 138.2	0.1811
8	3	LACHAPELLE Taylor Lynn	USA	61.94 / 136.6	0.1823



Results

Rank	Bib	Name	NOC Code	Body Weight	Weight Factor	Squat	Bench Press	Deadlift	Total Weight	Total Points	Remark
1	3	LACHAPELLE Taylor Lynn	USA	61.94	0.1823	245.0	157.5	237.5	640.0	116.67	
2	5	SOLOVIOVA Larysa	UKR	62.67	0.1811	235.0	170.0	217.5	622.5	112.72	
3	1	CERNIGLIARO Alessandra	ITA	55.15	0.1958	225.0	140.0	200.0	565.0	110.61	
4	7	HUANG Yen-Tzu	TPE	56.54	0.1927	210.0	150.0	205.0	565.0	108.86	WR
5	8	JOHNSON Kimberly	USA	56.06	0.1937	210.0	150.0	197.5	557.5	108.00	
6	4	MONSERRATE Kenia	ECU	58.35	0.1889	227.5	135.0	190.0	552.5	104.37	
7	6	HUNG Hsiu-Ching	TPE	61.96	0.1823	232.5	112.5	215.0	560.0	102.07	
	2	TJELTA Marthe	NOR	62.85	0.1808						DSQ

Officials


Name	Function
ROMANOVA Tatiana (KGZ)	Chief Referee
de PUYTORAC Xavier (FRA)	Left Side Referee
BUSSELOT Myriam Josette (BEL)	Right Side Referee

Legend:

DSQ Disqualified

w World Record

Timing and Results provided by Tissot



Medallists


As of SAT 16 AUG 2025

Medal	Name	NOC
GOLD	LACHAPELLE Taylor Lynn	USA - United States of America
SILVER	SOLOVIOVA Larysa	UKR - Ukraine
BRONZE	CERNIGLIARO Alessandra	ITA - Italy



POWERLIFTING

Women's Equipped
Heavyweight



Entry List by Event

As of SUN 17 AUG 2025

NOC	Bib Number	Name	Date of Birth
BRA - Brazil	1	TAVARES Cicera	10 JUN 1976
GER - Germany	7	SILBERZAHN Cathrin	17 DEC 1988
NOR - Norway	4	ELVERUM Marte	29 OCT 1990
	3	JOHANSEN Jenny	22 MAY 1989
SWE - Sweden	8	VILMAR Matilda	19 SEP 1996
	5	WIK Frida	14 MAR 1991
USA - United States of America	6	Mc CARTHY Kelsey Elizabeth	27 OCT 1992
	2	NUTT Kloie Ann-Nicole Dublin	28 SEP 1999



Start List

Order	Bib	Name	NOC Code	Weight [kg/lbs]	Weight Factor
1	5	WIK Frida	SWE	75.07 / 165.5	0.1650
2	3	JOHANSEN Jenny	NOR	68.00 / 149.9	0.1732
3	6	Mc CARTHY Kelsey Elizabeth	USA	67.71 / 149.3	0.1736
4	8	VILMAR Matilda	SWE	68.89 / 151.9	0.1720
5	1	TAVARES Cicera	BRA	68.06 / 150.0	0.1731
6	2	NUTT Kloie Ann-Nicole Dublin	USA	75.75 / 167.0	0.1643
7	4	ELVERUM Marte	NOR	73.33 / 161.7	0.1668
8	7	SILBERZAHN Cathrin	GER	69.11 / 152.4	0.1718



Results

Rank	Bib	Name	NOC Code	Body Weight	Weight Factor	Squat	Bench Press	Deadlift	Total Weight	Total Points	Remark
1	4	ELVERUM Marte	NOR	73.33	0.1668	257.5	152.5	252.5	662.5	110.52	
2	6	Mc CARTHY Kelsey Elizabeth	USA	67.71	0.1736	247.5	170.0	217.5	635.0	110.23	
3	8	VILMAR Matilda	SWE	68.89	0.1720	252.5	180.0	205.0	637.5	109.67	GR
4	1	TAVARES Cicera	BRA	68.06	0.1731	235.0	132.5	w 243.0	610.5	105.69	
5	2	NUTT Kloie Ann-Nicole Dublin	USA	75.75	0.1643	240.0	157.5	227.5	625.0	102.70	
6	5	WIK Frida	SWE	75.07	0.1650	232.5	162.5	222.5	617.5	101.89	
7	3	JOHANSEN Jenny	NOR	68.00	0.1732	230.0	145.0	210.0	585.0	101.32	
	7	SILBERZAHN Cathrin	GER	69.11	0.1718		152.5	195.0			DSQ

Officials

Name	Function
BLIKRA Inger Solveig Blikra (NOR)	Chief Referee
THUR Patrick Ulf (SWE)	Left Side Referee
MUR Urban (SLO)	Right Side Referee

Legend:

DSQ Disqualified

w1 World Record Master 1

gr Games Record

w World Record

Timing and Results provided by Tissot



Medallists


As of SUN 17 AUG 2025

Medal	Name	NOC
GOLD	ELVERUM Marte	NOR - Norway
SILVER	Mc CARTHY Kelsey Elizabeth	USA - United States of America
BRONZE	VILMAR Matilda	SWE - Sweden



POWERLIFTING

Women's Equipped Super Heavyweight



Entry List by Event

As of SUN 17 AUG 2025

NOC	Bib Number	Name	Date of Birth
CAN - Canada	5	STINN Rhaea Danielle	26 MAY 1988
GER - Germany	8	von GLEICHEN Valerie	20 DEC 1992
LUX - Luxembourg	7	TIMMERS Ankie	14 OCT 1986
NOR - Norway	3	SOERLIE HERANGER Anna	11 JUN 1992
PHI - Philippines	2	REBOTON Joyce Gail	4 APR 1992
UKR - Ukraine	4	RUSANENKO Daria	6 APR 2001
	1	ZAHORUIKO Valentyna	24 JUL 1992
USA - United States of America	6	KREBS Mary Jane	7 JAN 1995



SUN 17 AUG 2025
Start Time: 13:00

Start List

Order	Bib	Name	NOC Code	Weight [kg/lbs]	Weight Factor
1	7	TIMMERS Ankie	LUX	84.35 / 186.0	0.1570
2	2	REBOTON Joyce Gail	PHI	81.93 / 180.6	0.1589
3	5	STINN Rhaea Danielle	CAN	81.16 / 178.9	0.1595
4	6	KREBS Mary Jane	USA	93.97 / 207.2	0.1510
5	3	SOERLIE HERANGER Anna	NOR	83.46 / 184.0	0.1577
6	4	RUSANENKO Daria	UKR	77.63 / 171.1	0.1625
7	8	von GLEICHEN Valerie	GER	86.35 / 190.4	0.1556
8	1	ZAHORUIKO Valentyna	UKR	100.63 / 221.9	0.1478



SUN 17 AUG 2025
Start Time: 13:00

Results

Rank	Bib	Name	NOC Code	Body Weight	Weight Factor	Squat	Bench Press	Deadlift	Total Weight	Total Points	Remark
1	5	STINN Rhaea Danielle	CAN	81.16	0.1595	257.5	210.0	217.5	685.0	109.24	
2	4	RUSANENKO Daria	UKR	77.63	0.1625	^w 285.5	167.5	217.5	670.5	108.98	
3	6	KREBS Mary Jane	USA	93.97	0.1510	270.0	195.0	230.0	695.0	104.93	
4	3	SOERLIE HERANGER Anna	NOR	83.46	0.1577	272.5	162.5	212.5	647.5	102.09	
5	1	ZAHORUIKO Valentyna	UKR	100.63	0.1478	280.0	170.0	230.0	680.0	100.48	
6	2	REBOTON Joyce Gail	PHI	81.93	0.1589	240.0	147.5	207.5	595.0	94.52	
7	7	TIMMERS Ankie	LUX	84.35	0.1570	172.5	207.5	175.0	555.0	87.14	
8	8	von GLEICHEN Valerie	GER	86.35	0.1556	270.0	75.0	125.0	470.0	73.13	


Officials

Name	Function
SMITH Vicki (RSA)	Chief Referee
ROMANOVA Tatiana (KGZ)	Left Side Referee
GRZEGORZ Nocek (POL)	Right Side Referee

Legend:

^w World Record

Timing and Results provided by Tissot



Medallists

As of SUN 17 AUG 2025

Medal	Name	NOC
GOLD	STINN Rhaea Danielle	CAN - Canada
SILVER	RUSANENKO Daria	UKR - Ukraine
BRONZE	KREBS Mary Jane	USA - United States of America



TWG
2025
CHENGDU



RACQUETBALL

RESULTS BOOK

TABLE OF CONTENTS



38	Racquetball	4099
38.1	Table of Contents	4100
38.2	Competition Schedule	4105
38.3	Number of Entries by NOC	4106
38.4	Entry List by NOC	4107
38.5	Daily Schedule	4109
38.5.1	Daily Schedule - 13 Aug 2025	4109
38.5.2	Daily Schedule - 14 Aug 2025	4110
38.5.3	Daily Schedule - 15 Aug 2025	4111
38.5.4	Daily Schedule - 16 Aug 2025	4112
38.5.5	Daily Schedule - 17 Aug 2025	4113
38.6	Medallists by Event	4114
38.7	Medal Standings	4115
38.8	Men's Singles	4116
38.8.1	Entry List by Event	4117
38.8.2	Draw Start List	4118
38.8.3	Results Summary	4119
38.8.4	Results Bracket	4120
38.8.5	Medallists	4121
38.8.6	Final Classification	4122
38.8.7	Finals	4123
38.8.7.1	Bronze Medal Match #MO2 Match Report GUA - MEX	4123
38.8.7.2	Gold Medal Match #MO1 Match Report ARG - BOL	4124
38.8.8	Semifinals	4125
38.8.8.1	Match #MO4 Match Report GUA - ARG	4125
38.8.8.2	Match #MO3 Match Report BOL - MEX	4126
38.8.9	Quarterfinals	4127
38.8.9.1	Match #MO8 Match Report USA - GUA	4127
38.8.9.2	Match #MO5 Match Report CRC - ARG	4128
38.8.9.3	Match #MO7 Match Report JPN - MEX	4129
38.8.9.4	Match #MO6 Match Report BOL - CAN	4130
38.8.10	Round of 16	4131
38.8.10.1	Match #MO16 Match Report USA - TPE	4131
38.8.10.2	Match #MO9 Match Report ECU - GUA	4132
38.8.10.3	Match #MO12 Match Report CRC - KOR	4133
38.8.10.4	Match #MO10 Match Report IND - JPN	4134
38.8.10.5	Match #MO14 Match Report BOL - GER	4135

RESULTS BOOK

TABLE OF CONTENTS

38.8.10.6	Match #MO13 Match Report IRL - ARG	4136
38.8.10.7	Match #MO11 Match Report DOM - CAN	4137
38.8.10.8	Match #MO15 Match Report ITA - MEX	4138
38.9	Women's Singles	4139
38.9.1	Entry List by Event	4140
38.9.2	Draw Start List	4141
38.9.3	Results Summary	4142
38.9.4	Results Bracket	4143
38.9.5	Medallists	4144
38.9.6	Final Classification	4145
38.9.7	Finals	4146
38.9.7.1	Bronze Medal Match #WO2 Match Report BOL - GUA	4146
38.9.7.2	Gold Medal Match #WO1 Match Report MEX - ARG	4147
38.9.8	Semifinals	4148
38.9.8.1	Match #WO4 Match Report MEX - BOL	4148
38.9.8.2	Match #WO3 Match Report ARG - GUA	4149
38.9.9	Quarterfinals	4150
38.9.9.1	Match #WO5 Match Report BOL - USA	4150
38.9.9.2	Match #WO8 Match Report MEX - CAN	4151
38.9.9.3	Match #WO6 Match Report ARG - DOM	4152
38.9.9.4	Match #WO7 Match Report CRC - GUA	4153
38.9.10	Round of 16	4154
38.9.10.1	Match #WO9 Match Report KOR - CAN	4154
38.9.10.2	Match #WO16 Match Report MEX - TPE	4155
38.9.10.3	Match #WO12 Match Report BOL - IRL	4156
38.9.10.4	Match #WO13 Match Report ECU - USA	4157
38.9.10.5	Match #WO14 Match Report ARG - IND	4158
38.9.10.6	Match #WO10 Match Report ITA - CRC	4159
38.9.10.7	Match #WO15 Match Report GER - GUA	4160
38.9.10.8	Match #WO11 Match Report JPN - DOM	4161
38.10	Mixed Doubles	4162
38.10.1	Entry List by Event	4163
38.10.2	Draw Start List	4165
38.10.3	Results Summary	4166
38.10.4	Results Bracket	4167
38.10.5	Medallists	4168
38.10.6	Final Classification	4169
38.10.7	Finals	4170
38.10.7.1	Bronze Medal Match #MIXO2 Match Report CAN - JPN	4170
38.10.7.2	Gold Medal Match #MIXO1 Match Report USA - ARG	4171
38.10.8	Semifinals	4172
38.10.8.1	Match #MIXO4 Match Report USA - CAN	4172
38.10.8.2	Match #MIXO3 Match Report JPN - ARG	4173
38.10.9	Quarterfinals	4174

RESULTS BOOK

TABLE OF CONTENTS

38.10.9.1	Match #MIXO8 Match Report USA - CRC	4174
38.10.9.2	Match #MIXO6 Match Report BOL - JPN	4175
38.10.9.3	Match #MIXO5 Match Report CAN - GUA	4176
38.10.9.4	Match #MIXO7 Match Report ARG - MEX	4177
38.10.10	Round of 16	4178
38.10.10.1	Match #MIXO9 Match Report USA - TPE	4178
38.10.10.2	Match #MIXO16 Match Report CRC - DOM	4179
38.10.10.3	Match #MIXO13 Match Report CAN - IRL	4180
38.10.10.4	Match #MIXO12 Match Report ITA - GUA	4181
38.10.10.5	Match #MIXO11 Match Report BOL - GER	4182
38.10.10.6	Match #MIXO14 Match Report JPN - KOR	4183
38.10.10.7	Match #MIXO15 Match Report ARG - ECU	4184
38.10.10.8	Match #MIXO10 Match Report IND - MEX	4185



Competition Schedule

As of 12 AUG 2025

Date	Start Time	Estimated Finish Time	Event and Round Name	Number of Matches
WED 13 AUG	10:00	14:00	Men's Singles, Round of 16	4
			Women's Singles, Round of 16	4
	16:00	20:00	Men's Singles, Round of 16	4
			Women's Singles, Round of 16	4
THU 14 AUG	10:00	14:00	Mixed Doubles, Round of 16	8
	16:00	20:00	Men's Singles, Quarterfinals	4
			Women's Singles, Quarterfinals	4
FRI 15 AUG	12:00	16:00	Men's Singles, Semifinals	2
			Women's Singles, Semifinals	2
	18:00	20:00	Mixed Doubles, Quarterfinals	4
SAT 16 AUG	13:30	15:30	Mixed Doubles, Semifinals	2
	18:00	21:00	Women's Singles, Bronze Medal Match	1
			Mixed Doubles, Bronze Medal Match	1
			Men's Singles, Bronze Medal Match	1
SUN 17 AUG	10:00	13:45	Women's Singles, Gold Medal Match	1
			Mixed Doubles, Gold Medal Match	1
			Men's Singles, Gold Medal Match	1

Note:
Schedule is subject to change



Number of Entries by NOC

As of 11 AUG 2025

NOC	Entries by Event			Players		
	Men	Women	Mixed	Men	Women	Total
	MS	WS	XD			
ARG - Argentina	1	1	1	1	1	2
BOL - Bolivia	1	1	1	1	1	2
CAN - Canada	1	1	1	1	1	2
CRC - Costa Rica	1	1	1	1	1	2
DOM - Dominican Republic	1	1	1	1	1	2
ECU - Ecuador	1	1	1	1	1	2
GER - Germany	1	1	1	1	1	2
GUA - Guatemala	1	1	1	1	1	2
IND - India	1	1	1	1	1	2
IRL - Ireland	1	1	1	1	1	2
ITA - Italy	1	1	1	1	1	2
JPN - Japan	1	1	1	1	1	2
KOR - Republic of Korea	1	1	1	1	1	2
MEX - Mexico	1	1	1	1	1	2
TPE - Chinese Taipei	1	1	1	1	1	2
USA - United States of America	1	1	1	1	1	2
Total:16	16	16	16	16	16	32

Legend:

MS Men's Singles **WS** Women's Singles **XD** Mixed Doubles

Timing and Results provided by Tissot



Entry List by NOC

REVISED
13 AUG 18:27

As of 13 AUG 2025

NOC	Name	Gender	Date of Birth	Event Participation		
				MS	WS	XD
ARG - Argentina	GARCIA QUISPE Diego	M	22 JUN 2001	*		*
	VARGAS PARADA Maria Jose	F	18 MAR 1993		*	*
BOL - Bolivia	MOSCOSO ORTIZ Conrrado Kevin	M	26 SEP 1995	*		*
	BARRIOS REYES Stefanny Angelica	F	5 MAY 2000		*	*
CAN - Canada	IWAASA Coby Evan	M	19 JUN 1996	*		*
	LAMBERT Frederique	F	27 MAR 1992		*	*
CRC - Costa Rica	ACUNA ARAYA Andres	M	11 SEP 1995	*		*
	FAETH Larissa	F	3 JUN 2010		*	*
DOM - Dominican Republic	DE LEON ESTEVEZ Ramon Miguel	M	9 APR 1990	*		*
	CESPEDES MONTERO Maria Jesus	F	29 AUG 1996		*	*
ECU - Ecuador	UGALDE ALBORNOZ Jose Daniel	M	21 SEP 1990	*		*
	VILLACRESES SANCHEZ Maria Angela	F	29 OCT 2005		*	*
GER - Germany	LUNSMANN Marcel	M	17 NOV 1986	*		*
	GRISAR Angela	F	2 MAY 1973		*	*
GUA - Guatemala	GALICIA LUTIN Edwin Aroldo	M	29 JUL 1994	*		*
	MARTINEZ GONZALEZ Ana Gabriela	F	2 AUG 1999		*	*
IND - India	JYOTHEEKALYAN Kosetty	M	31 AUG 1980	*		*
	DALVI Shilpa Amol	F	22 MAY 1982		*	*
IRL - Ireland	O KEENEY Jonathan	M	22 JAN 1990	*		*
	HICKEY Aisling Marie	F	22 JUN 1993		*	*
ITA - Italy	PAPINI Carlo	M	2 APR 1969	*		*
	AMAYA CASSINO Cristina	F	28 OCT 1988		*	*
JPN - Japan	KONO Michimune	M	24 MAR 1980	*		*
	KAJINO Harumi	F	7 DEC 1973		*	*
KOR - Republic of Korea	LEE Gunhee	M	3 OCT 1998	*		*
	LEE Sumin	F	17 MAY 1987		*	*



Entry List by NOC

REVISED
13 AUG 18:27

As of 13 AUG 2025

NOC	Name	Gender	Date of Birth	Event Participation		
				MS	WS	XD
MEX - Mexico	PORTILLO TORRES Eduardo	M	3 APR 1999	*		*
	LONGORIA LOPEZ Paola Michell	F	20 JUL 1989		*	*
TPE - Chinese Taipei	HUANG Han-Yang	M	26 JUL 2009	*		*
	WANG Yuan	F	24 SEP 2001		*	*
USA - United States of America	BREDENBECK Jacob	M	27 SEP 1991	*		*
	ROS Naomi	F	31 AUG 2005		*	*

Legend:

F Female **M** Male **MS** Men's Singles **WS** Women's Singles
XD Mixed Doubles

REVISED

Name for LARISSA Faeth (CRC) has been corrected.
Name for JYOTHEEKALYAN Kosetty (IND) has been corrected.

Timing and Results provided by Tissot



Daily Schedule

Start Time	Finish Time	Court	Event	Match Number	Name (NOC)		Name (NOC)
10:00	11:00	Court 1	Women's Singles, Round of 16	WO9	LEE Sumin (KOR)	vs	LAMBERT Frederique (CAN)
10:00	11:00	Court 2	Men's Singles, Round of 16	MO16	BREDENBECK Jacob (USA)	vs	HUANG Han-Yang (TPE)
11:00	12:00	Court 1	Men's Singles, Round of 16	MO9	UGALDE ALBORNOZ JD (ECU)	vs	GALICIA LUTIN EA (GUA)
11:00	12:00	Court 2	Women's Singles, Round of 16	WO16	LONGORIA LOPEZ PM (MEX)	vs	WANG Yuan (TPE)
12:00	13:00	Court 1	Women's Singles, Round of 16	WO12	BARRIOS REYES SA (BOL)	vs	HICKEY Aisling Marie (IRL)
12:00	13:00	Court 2	Men's Singles, Round of 16	MO12	ACUNA ARAYA Andres (CRC)	vs	LEE Gunhee (KOR)
13:00	14:00	Court 1	Men's Singles, Round of 16	MO10	KOSETTY Jyotheekalyan (IND)	vs	KONO Michimune (JPN)
13:00	14:00	Court 2	Women's Singles, Round of 16	WO13	VILLACRESES SANCHE (ECU)	vs	ROS Naomi (USA)
16:00	17:00	Court 1	Men's Singles, Round of 16	MO14	MOSCOSO ORTIZ CK (BOL)	vs	LUNSMANN Marcel (GER)
16:00	17:00	Court 2	Women's Singles, Round of 16	WO14	VARGAS PARADA MJ (ARG)	vs	DALVI Shilpa Amol (IND)
17:00	18:00	Court 1	Women's Singles, Round of 16	WO10	AMAYA CASSINO Cristina (ITA)	vs	LARISSA Faeth (CRC)
17:00	18:00	Court 2	Men's Singles, Round of 16	MO13	O KEENEY Jonathan (IRL)	vs	GARCIA QUISPE Diego (ARG)
18:00	19:00	Court 1	Men's Singles, Round of 16	MO11	de LEON ESTEVEZ RM (DOM)	vs	IWAASA Coby Evan (CAN)
18:00	19:00	Court 2	Women's Singles, Round of 16	WO15	GRISAR Angela (GER)	vs	MARTINEZ GONZALEZ (GUA)
19:00	20:00	Court 1	Women's Singles, Round of 16	WO11	KAJINO Harumi (JPN)	vs	CESPEDES MONTERO M (DOM)
19:00	20:00	Court 2	Men's Singles, Round of 16	MO15	PAPINI Carlo (ITA)	vs	PORTILLO TORRES Eduardo (MEX)

Note:

Schedule is subject to change

Legend:

MS Men's Singles **WS** Women's Singles



Daily Schedule

Start Time	Finish Time	Court	Event	Match Number	Name (NOC)		Name (NOC)
10:00	11:00	1	Mixed Doubles, Round of 16	MIXO16	ACUNA ARAYA A / FAETH L (CRC)	vs	de LEON E. / CESPEDES. (DOM)
10:00	11:00	2	Mixed Doubles, Round of 16	MIXO9	BREDENBECK J / ROS N (USA)	vs	HUANG HY / WANG Y (TPE)
11:00	12:00	1	Mixed Doubles, Round of 16	MIXO13	IWAASA CE / LAMBERT F (CAN)	vs	O KEENEY J / HICKEY AM (IRL)
11:00	12:00	2	Mixed Doubles, Round of 16	MIXO12	PAPINI C / AMAYA CAS. (ITA)	vs	GALICIA L. / MARTINEZ. (GUA)
12:00	13:00	1	Mixed Doubles, Round of 16	MIXO14	KONO M / KAJINO H (JPN)	vs	LEE Gunhee / LEE Sumin (KOR)
12:00	13:00	2	Mixed Doubles, Round of 16	MIXO11	MOSCOSO O. / BARRIOS R. (BOL)	vs	LUNSMANN M / GRISAR A (GER)
13:00	14:00	1	Mixed Doubles, Round of 16	MIXO15	GARCIA QU. / VARGAS PA. (ARG)	vs	UGALDE AL. / VILLACRES. (ECU)
13:00	14:00	2	Mixed Doubles, Round of 16	MIXO10	JYOTHEEKAL. / DALVI SA (IND)	vs	PORTILLO. / LONGORIA. (MEX)
16:00	17:00	1	Women's Singles, Quarterfinals	WO5	BARRIOS REYES SA (BOL)	vs	ROS Naomi (USA)
16:00	17:00	2	Men's Singles, Quarterfinals	MO8	BREDENBECK Jacob (USA)	vs	GALICIA LUTIN EA (GUA)
17:00	18:00	1	Men's Singles, Quarterfinals	MO5	ACUNA ARAYA Andres (CRC)	vs	GARCIA QUISPE Diego (ARG)
17:00	18:00	2	Women's Singles, Quarterfinals	WO8	LONGORIA LOPEZ PM (MEX)	vs	LAMBERT Frederique (CAN)
18:00	19:00	1	Men's Singles, Quarterfinals	MO7	KONO Michimune (JPN)	vs	PORTILLO TORRES Eduardo (MEX)
18:00	19:00	2	Women's Singles, Quarterfinals	WO6	VARGAS PARADA MJ (ARG)	vs	CESPEDES MONTERO M (DOM)
19:00	20:00	1	Women's Singles, Quarterfinals	WO7	FAETH Larissa (CRC)	vs	MARTINEZ GONZALEZ (GUA)
19:00	20:00	2	Men's Singles, Quarterfinals	MO6	MOSCOSO ORTIZ CK (BOL)	vs	IWAASA Coby Evan (CAN)

Note:

Schedule is subject to change

Legend:

MS Men's Singles **WS** Women's Singles **XD** Mixed Doubles



Daily Schedule

Start Time	Finish Time	Court	Event	Match Number	Name (NOC)		Name (NOC)
12:00	13:00	1	Men's Singles, Semifinals	MO4	GALICIA LUTIN EA (GUA)	vs	GARCIA QUISPE Diego (ARG)
13:00	14:00	1	Men's Singles, Semifinals	MO3	MOSCOSO ORTIZ CK (BOL)	vs	PORTILLO TORRES Eduardo (MEX)
14:00	15:00	1	Women's Singles, Semifinals	WO4	LONGORIA LOPEZ PM (MEX)	vs	BARRIOS REYES SA (BOL)
15:00	16:00	1	Women's Singles, Semifinals	WO3	VARGAS PARADA MJ (ARG)	vs	MARTINEZ GONZALEZ (GUA)
18:00	19:00	1	Mixed Doubles, Quarterfinals	MIXO8	BREDENBECK J / ROS N (USA)	vs	ACUNA ARAYA A / FAETH L (CRC)
18:00	19:00	2	Mixed Doubles, Quarterfinals	MIXO6	MOSCOSO O. / BARRIOS R. (BOL)	vs	KONO M / KAJINO H (JPN)
19:00	20:00	1	Mixed Doubles, Quarterfinals	MIXO7	GARCIA QU. / VARGAS PA. (ARG)	vs	PORTILLO. / LONGORIA. (MEX)
19:00	20:00	2	Mixed Doubles, Quarterfinals	MIXO5	IWAASA CE / LAMBERT F (CAN)	vs	GALICIA L. / MARTINEZ. (GUA)

Note:
Schedule is subject to change

Legend:
MS Men's Singles **WS** Women's Singles **XD** Mixed Doubles



Daily Schedule

Start Time	Finish Time	Court	Event	Match Number	Name (NOC)		Name (NOC)
13:30	14:30	1	Mixed Doubles, Semifinals	MIXO4	BREDENBECK J / ROS N (USA)	vs	IWAASA CE / LAMBERT F (CAN)
14:30	15:30	1	Mixed Doubles, Semifinals	MIXO3	KONO M / KAJINO H (JPN)	vs	GARCIA QU. / VARGAS PA. (ARG)
18:00	19:00	1	Men's Singles, Bronze Medal	MO2	GALICIA LUTIN EA (GUA)	vs	PORTILLO TORRES Eduardo (MEX)
19:00	20:00	1	Women's Singles, Bronze Medal	WO2	BARRIOS REYES SA (BOL)	vs	MARTINEZ GONZALEZ (GUA)
20:00	21:00	1	Mixed Doubles, Bronze Medal	MIXO2		vs	

Note:
Schedule is subject to change

Legend:
MS Men's Singles **WS** Women's Singles **XD** Mixed Doubles



Daily Schedule

Start Time	Finish Time	Court	Event	Match Number	Name (NOC)		Name (NOC)
10:00	11:15	1	Women's Singles, Gold Medal	WO1	LONGORIA LOPEZ PM (MEX)	vs	VARGAS PARADA MJ (ARG)
11:15	12:30	1	Men's Singles, Gold Medal	MO1	GARCIA QUISPE Diego (ARG)	vs	MOSCOSO ORTIZ CK (BOL)
12:30	13:45	1	Mixed Doubles, Gold Medal	MIXO1	BREDENBECK J / ROS N (USA)	vs	GARCIA QU. / VARGAS PA. (ARG)

Note:
Schedule is subject to change

Legend:
MS Men's Singles **WS** Women's Singles **XD** Mixed Doubles



Medallists by Event

As of 17 AUG 2025

Event	Date	Medal	Name	NOC
Men's Singles	SUN 17 AUG	GOLD	MOSCOSO ORTIZ Conrado Kevin	BOL
		SILVER	GARCIA QUISPE Diego	ARG
	SAT 16 AUG	BRONZE	PORTILLO TORRES Eduardo	MEX
Women's Singles	SUN 17 AUG	GOLD	VARGAS PARADA Maria Jose	ARG
		SILVER	LONGORIA LOPEZ Paola Michell	MEX
	SAT 16 AUG	BRONZE	MARTINEZ GONZALEZ Ana Gabriela	GUA
Mixed Doubles	SUN 17 AUG	GOLD	BREDENBECK Jacob ROS Naomi	USA
		SILVER	GARCIA QUISPE Diego VARGAS PARADA Maria Jose	ARG
	SAT 16 AUG	BRONZE	IWAASA Coby Evan LAMBERT Frederique	CAN



Medal Standings

As of 17 AUG 2025

AFTER 3 OF 3 EVENTS

Rank	NOC	Men				Women				Mixed				Total				Rank by Total
		G	S	B	Tot	G	S	B	Tot	G	S	B	Tot	G	S	B	Tot	
1	ARG - Argentina		1		1	1			1		1		1	1	2		3	1
2	BOL - Bolivia	1			1									1			1	=3
2	USA - United States of America									1			1	1			1	=3
4	MEX - Mexico			1	1		1		1						1	1	2	2
5	CAN - Canada											1	1			1	1	=3
5	GUA - Guatemala							1	1							1	1	=3
	Total:	1	1	1	3	1	1	1	3	1	1	1	3	3	3	3	9	

LEGEND

= Equal sign indicates that two or more NOCs share the same rank by total
Tot Total

B Bronze

G Gold

S Silver



TWG
2025
CHENGDU



RACQUETBALL

Men's Singles



Entry List by Event

REVISED
13 AUG 18:05

As of 13 AUG 2025

NOC Code	NOC	Name	Date of Birth
ARG	Argentina	GARCIA QUISPE Diego	22 JUN 2001
BOL	Bolivia	MOSCOSO ORTIZ Conrado Kevin	26 SEP 1995
CAN	Canada	IWAASA Coby Evan	19 JUN 1996
CRC	Costa Rica	ACUNA ARAYA Andres	11 SEP 1995
DOM	Dominican Republic	DE LEON ESTEVEZ Ramon Miguel	9 APR 1990
ECU	Ecuador	UGALDE ALBORNOZ Jose Daniel	21 SEP 1990
GER	Germany	LUNSMANN Marcel	17 NOV 1986
GUA	Guatemala	GALICIA LUTIN Edwin Aroldo	29 JUL 1994
IND	India	JYOTHEEKALYAN Kosetty	31 AUG 1980
IRL	Ireland	O KEENEY Jonathan	22 JAN 1990
ITA	Italy	PAPINI Carlo	2 APR 1969
JPN	Japan	KONO Michimune	24 MAR 1980
KOR	Korea	LEE Gunhee	3 OCT 1998
MEX	Mexico	PORTILLO TORRES Eduardo	3 APR 1999
TPE	Chinese Taipei	HUANG Han-Yang	26 JUL 2009
USA	United States	BREDENBECK Jacob	27 SEP 1991

Total: 16 Players

REVISED

Name for JYOTHEEKALYAN Kosetty (IND) has been corrected.

Timing and Results provided by Tissot



Results Summary

As of 17 AUG 2025

Match No.	Round	Time	Teams/Players	Result	Score	Duration
-----------	-------	------	---------------	--------	-------	----------

Date - 13 August 2025

MO16	Round of 16	10:00	BREDENBECK Jacob (USA) beat HUANG Han-Yang (TPE)	3-0	(11-2 11-3 11-3)	16min
MO9	Round of 16	11:00	UGALDE ALBORNOZ (ECU) lost to GALICIA LUTIN EA (GUA)	1-3	(11-4 11-13 9-11 3-11)	51min
MO12	Round of 16	12:00	ACUNA ARAYA Andres (CRC) beat LEE Gunhee (KOR)	3-0	(11-4 11-1 11-2)	27min
MO10	Round of 16	13:00	JYOTHEEKALYAN K (IND) lost to KONO Michimune (JPN)	0-3	(4-11 1-11 4-11)	27min
MO14	Round of 16	16:00	MOSCOSO ORTIZ CK (BOL) beat LUNSMANN Marcel (GER)	3-0	(11-4 11-7 11-5)	36min
MO13	Round of 16	17:00	O KEENEY Jonathan (IRL) lost to GARCIA QUISPE D (ARG)	0-3	(6-11 2-11 3-11)	25min
MO11	Round of 16	18:00	DE LEON ESTEVEZ (DOM) lost to IWAASA Coby Evan (CAN)	2-3	(11-9 11-5 9-11 2-11 2-11)	50min
MO15	Round of 16	19:00	PAPINI Carlo (ITA) lost to PORTILLO TORRES E (MEX)	0-3	(1-11 4-11 3-11)	16min

Date - 14 August 2025

MO8	Quarterfinals	16:00	BREDENBECK Jacob (USA) lost to GALICIA LUTIN EA (GUA)	1-3	(9-11 11-9 7-11 6-11)	50min
MO5	Quarterfinals	17:00	ACUNA ARAYA Andres (CRC) lost to GARCIA QUISPE D (ARG)	0-3	(6-11 8-11 6-11)	39min
MO7	Quarterfinals	18:00	KONO Michimune (JPN) lost to PORTILLO TORRES E (MEX)	0-3	(5-11 6-11 9-11)	31min
MO6	Quarterfinals	19:00	MOSCOSO ORTIZ CK (BOL) beat IWAASA Coby Evan (CAN)	3-1	(12-10 8-11 11-1 11-5)	65min

Date - 15 August 2025

MO4	Semifinals	12:00	GALICIA LUTIN EA (GUA) lost to GARCIA QUISPE D (ARG)	0-3	(10-12 4-11 9-11)	41min
MO3	Semifinals	13:00	MOSCOSO ORTIZ CK (BOL) beat PORTILLO TORRES E (MEX)	3-1	(11-4 11-3 9-11 11-6)	63min

Date - 16 August 2025

MO2	Bronze Medal	18:00	GALICIA LUTIN EA (GUA) lost to PORTILLO TORRES E (MEX)	2-3	(17-19 9-11 12-10 11-8 9-11)	96min
-----	--------------	-------	---	-----	------------------------------	-------

Date - 17 August 2025

MO1	Gold Medal	11:15	GARCIA QUISPE D (ARG) lost to MOSCOSO ORTIZ CK (BOL)	2-3	(11-9 2-11 9-11 11-6 12-14)	115min
-----	------------	-------	---	-----	-----------------------------	--------

Legend:

MS Men's Singles **No.** Number

Timing and Results provided by Tissot



Brackets

As of 17 AUG 2025

Round of 16	Quarterfinals	Semifinals	Finals	Medallist
BREDENBECK Jacob (USA)	BREDENBECK J 3-0 (11-2 11-3 11-3)	GALICIA LUTIN EA 3-1 (11-9 9-11 11-7 11-6)	GARCIA QUISPE D 3-0 (12-10 11-4 11-9)	Gold Medal MOSCOSO. (BOL) 3-2 (9-11 11-2 11-9 6-11 14-12)
HUANG Han-Yang (TPE)	GALICIA LUTIN EA 3-1 (4-11 13-11 11-9 11-3)	GARCIA QUISPE D 3-0 (11-6 11-8 11-6)	MOSCOSO ORTIZ 3-1 (11-4 11-3 9-11 11-6)	Silver Medal GARCIA Q. (ARG)
UGALDE ALBORNOZ Jose Daniel (ECU)	ACUNA ARAYA A 3-0 (11-4 11-1 11-2)	MOSCOSO ORTIZ 3-1 (12-10 8-11 11-1 11-5)	PORTILLO TORRES 3-0 (11-5 11-6 11-9)	Bronze Medal PORTILLO. (MEX) 3-2 (19-17 11-9 10-12 8-11 11-9)
GALICIA LUTIN Edwin Aroldo (GUA)	GARCIA QUISPE D 3-0 (11-6 11-2 11-3)	IWAASA Coby Evan 3-2 (9-11 5-11 11-9 11-2 11-2)	GALICIA LUTIN EA	
ACUNA ARAYA Andres (CRC)	MOSCOSO ORTIZ 3-0 (11-4 11-7 11-5)	KONO Michimune 3-0 (11-4 11-1 11-4)	PORTILLO TORRES 3-0 (11-1 11-4 11-3)	
LEE Gunhee (KOR)	IWAASA Coby Evan (CAN)	PORTILLO TORRES		
O KEENEY Jonathan (IRL)	JYOTHEEKALYAN Kosetty (IND)			
GARCIA QUISPE Diego (ARG)	KONO Michimune (JPN)			
MOSCOSO ORTIZ Conrrado Kevin (BOL)	PAPINI Carlo (ITA)			
LUNSMANN Marcel (GER)	PORTILLO TORRES Eduardo (MEX)			
DE LEON ESTEVEZ Ramon Miguel (DOM)				
IWAASA Coby Evan (CAN)				
JYOTHEEKALYAN Kosetty (IND)				
KONO Michimune (JPN)				
PAPINI Carlo (ITA)				
PORTILLO TORRES Eduardo (MEX)				



Medallists

As of 17 AUG 2025

Medal	Name	NOC
GOLD	MOSCOSO ORTIZ Conrado Kevin	BOL - Bolivia
SILVER	GARCIA QUISPE Diego	ARG - Argentina
BRONZE	PORTILLO TORRES Eduardo	MEX - Mexico



Final Classification

Rank	Name	NOC Code	Medal
1	MOSCOSO ORTIZ Conrado Kevin	BOL	Gold
2	GARCIA QUISPE Diego	ARG	Silver
3	PORTILLO TORRES Eduardo	MEX	Bronze
4	GALICIA LUTIN Edwin Aroldo	GUA	
5	ACUNA ARAYA Andres	CRC	
5	BREDENBECK Jacob	USA	
5	IWAASA Coby Evan	CAN	
5	KONO Michimune	JPN	
9	DE LEON ESTEVEZ Ramon Miguel	DOM	
9	HUANG Han-Yang	TPE	
9	JYOTHEEKALYAN Kosetty	IND	
9	LEE Gunhee	KOR	
9	LUNSMANN Marcel	GER	
9	O KEENEY Jonathan	IRL	
9	PAPINI Carlo	ITA	
9	UGALDE ALBORNOZ Jose Daniel	ECU	



Results

GALICIA LUTIN Edwin Aroldo (GUA)

2 - 3

PORTILLO TORRES Eduardo (MEX)

Match Summary

		Match	Game 1	Game 2	Game 3	Game 4	Game 5
GALICIA LUTIN Edwin Aroldo	GUA	2	17	9	12	11	9
PORTILLO TORRES Eduardo	MEX	3	19	11	10	8	11
	Duration	96min	25min	18min	18min	16min	21min

Match Number: MO2

Court: 1

Referees: GOMEZ REYES Francisco Javier (COL)

Game Progress

1	GALICIA LUTIN Edwin Aroldo		1	1	1	1	2	2	3	3	3	4	4	5	6	7	8	9	9	9	9	10	10	11	12	12	13	13	13	14	14	15
	PORTILLO TORRES Eduardo		0	1	2	3	3	4	4	5	6	6	7	7	7	7	7	7	8	9	10	10	11	11	11	12	12	13	14	14	15	15
	GALICIA LUTIN Edwin Aroldo		15	16	17	17	17	17																								
	PORTILLO TORRES Eduardo		16	16	16	17	18	19																								
2	GALICIA LUTIN Edwin Aroldo		1	1	2	2	2	2	2	3	4	4	4	5	5	6	7	8	8	9	9	9										
	PORTILLO TORRES Eduardo		0	1	1	2	3	4	5	5	5	6	7	7	8	8	8	8	9	9	10	11										
3	GALICIA LUTIN Edwin Aroldo		1	2	3	4	5	6	6	6	7	7	7	7	7	7	8	9	9	9	10	10	11	12								
	PORTILLO TORRES Eduardo		0	0	0	0	0	0	1	2	2	3	4	5	6	7	7	7	8	9	9	10	10	10								
4	GALICIA LUTIN Edwin Aroldo		1	1	1	1	1	2	2	3	4	4	5	5	6	7	8	9	10	10	11											
	PORTILLO TORRES Eduardo		0	1	2	3	4	4	5	5	5	6	6	7	7	7	7	7	7	8												
5	GALICIA LUTIN Edwin Aroldo		1	2	3	3	3	3	3	3	3	3	4	5	6	7	7	7	7	8	9	9										
	PORTILLO TORRES Eduardo		0	0	0	1	2	3	4	5	6	7	7	7	7	7	8	9	10	10	10	11										

Legend:

MS Men's Singles



Results

GARCIA QUISPE Diego (ARG)

2 - 3

MOSCOSO ORTIZ Conrrado Kevin (BOL)

Match Summary		Match	Game 1	Game 2	Game 3	Game 4	Game 5
GARCIA QUISPE Diego	ARG	2	11	2	9	11	12
MOSCOSO ORTIZ Conrrado Kevin	BOL	3	9	11	11	6	14
Duration		115min	18min	15min	21min	33min	28min

Match Number: MO1

Court: 1

Referees: GOMEZ REYES Francisco Javier (COL)

Game Progress

1	GARCIA QUISPE Diego		1	1	2	2	2	2	2	3	4	4	5	6	7	8	9	10	10	10	10	11
	MOSCOSO ORTIZ CK		0	1	1	2	3	4	5	5	5	6	6	6	6	6	6	6	7	8	9	9
2	GARCIA QUISPE Diego		0	0	1	2	2	2	2	2	2	2	2	2	2							
	MOSCOSO ORTIZ CK		1	2	2	2	3	4	5	6	7	8	9	10	11							
3	GARCIA QUISPE Diego		0	1	2	2	2	2	3	3	3	4	4	5	6	6	7	8	9	9	9	9
	MOSCOSO ORTIZ CK		1	1	1	2	3	4	4	5	6	6	7	7	7	8	8	8	8	9	10	11
4	GARCIA QUISPE Diego		1	2	3	4	4	4	4	4	5	6	6	6	7	8	9	10	11			
	MOSCOSO ORTIZ CK		0	0	0	0	1	2	3	4	4	4	5	6	6	6	6	6	6	6		
5	GARCIA QUISPE Diego		0	1	2	2	2	3	4	4	5	5	5	6	6	7	7	7	8	8	9	10
	MOSCOSO ORTIZ CK		1	1	1	2	3	3	3	4	4	5	6	6	7	7	8	9	9	10	10	10

Legend:

MS Men's Singles



Results

GALICIA LUTIN Edwin Aroldo (GUA) 0 - 3 GARCIA QUISPE Diego (ARG)

Match Summary		Match	Game 1	Game 2	Game 3	Game 4	Game 5
GALICIA LUTIN Edwin Aroldo	GUA	0	10	4	9		
GARCIA QUISPE Diego	ARG	3	12	11	11		
Duration		41min	14min	11min	17min		

Match Number: MO4 Court: 1
Referees: CUEVA WEBSTER Juan Francisco (ECU)

Game Progress

1	GALICIA LUTIN Edwin Aroldo			1	1	2	3	4	4	4	4	4	5	6	6	7	8	8	9	9	9	10	10	10	
	GARCIA QUISPE Diego			0	1	1	1	1	2	3	4	5	6	6	6	7	7	7	8	8	9	10	10	11	12
2	GALICIA LUTIN Edwin Aroldo			0	1	1	2	3	3	3	3	3	3	3	4	4	4								
	GARCIA QUISPE Diego			1	1	2	2	2	3	4	5	6	7	8	9	9	10	11							
3	GALICIA LUTIN Edwin Aroldo			0	0	1	1	1	2	3	3	4	5	5	5	5	6	7	8	9	9	9	9		
	GARCIA QUISPE Diego			1	2	2	3	4	4	4	5	5	5	6	7	8	8	8	8	8	9	10	11		

Legend:
MS Men's Singles



Results

MOSCOSO ORTIZ Conrrado Kevin (BOL) 3 - 1 PORTILLO TORRES Eduardo (MEX)

Match Summary		Match	Game 1	Game 2	Game 3	Game 4	Game 5
MOSCOSO ORTIZ Conrrado Kevin	BOL	3	11	11	9	11	
PORTILLO TORRES Eduardo	MEX	1	4	3	11	6	
Duration		63min	12min	13min	21min	18min	

Match Number: MO3 Court: 1
Referees: GOMEZ REYES Francisco Javier (COL)

Game Progress

1 MOSCOSO ORTIZ CK		1	2	2	3	3	4	5	5	6	7	8	9	9	10	11
PORTILLO TORRES Eduardo		0	0	1	1	2	2	2	3	3	3	3	3	4	4	4
2 MOSCOSO ORTIZ CK		1	2	3	4	5	5	6	7	8	8	8	9	10	11	
PORTILLO TORRES Eduardo		0	0	0	0	0	1	1	1	1	2	3	3	3	3	
3 MOSCOSO ORTIZ CK		1	1	1	2	3	3	3	4	4	4	5	6	7	7	8
PORTILLO TORRES Eduardo		0	1	2	2	2	3	4	4	5	6	6	6	6	7	7
4 MOSCOSO ORTIZ CK		1	1	1	2	3	3	3	3	4	5	6	6	7	8	9
PORTILLO TORRES Eduardo		0	1	2	2	2	3	4	5	5	5	5	6	6	6	6

Legend:
MS Men's Singles



Results

BREDENBECK Jacob (USA) 1 - 3 GALICIA LUTIN Edwin Aroldo (GUA)

Match Summary		Match	Game 1	Game 2	Game 3	Game 4	Game 5
BREDENBECK Jacob	USA	1	9	11	7	6	
GALICIA LUTIN Edwin Aroldo	GUA	3	11	9	11	11	
Duration		50min	11min	12min	15min	14min	

Match Number: MO8 Court: 2
Referees: KELLER VARGAS Roland (BOL)

Game Progress

1	BREDENBECK Jacob		1	2	3	4	4	4	4	5	5	5	5	6	6	7	7	7	7	8	9	9
	GALICIA LUTIN Edwin Aroldo		0	0	0	0	1	2	3	3	4	5	6	6	7	7	8	9	10	10	10	11
2	BREDENBECK Jacob		0	0	1	1	2	3	4	4	5	5	6	7	7	7	7	8	8	9	10	11
	GALICIA LUTIN Edwin Aroldo		1	2	2	3	3	3	3	4	4	5	5	5	6	7	8	8	9	9	9	9
3	BREDENBECK Jacob		1	2	3	3	3	4	5	5	6	6	6	6	6	6	6	7	7			
	GALICIA LUTIN Edwin Aroldo		0	0	0	1	2	2	2	3	4	5	6	7	8	9	10	10	11			
4	BREDENBECK Jacob		1	2	2	2	2	2	2	2	3	3	4	4	5	6	6	6				
	GALICIA LUTIN Edwin Aroldo		0	0	1	2	3	4	5	6	7	7	8	8	9	9	9	10	11			

Legend:
MS Men's Singles



Results

ACUNA ARAYA Andres (CRC) 0 - 3 GARCIA QUISPE Diego (ARG)

Match Summary		Match	Game 1	Game 2	Game 3	Game 4	Game 5
ACUNA ARAYA Andres	CRC	0	6	8	6		
GARCIA QUISPE Diego	ARG	3	11	11	11		
Duration		39min	10min	16min	15min		

Match Number: MO5 Court: 1
Referees: CUEVA WEBSTER Juan Francisco (ECU)

Game Progress

1	ACUNA ARAYA Andres			1	2	2	2	2	2	2	2	2	2	3	3	4	5	6	6			
	GARCIA QUISPE Diego			0	0	1	2	3	4	5	6	7	8	9	9	10	10	10	11			
2	ACUNA ARAYA Andres			0	0	0	0	0	1	1	1	2	2	2	3	4	5	5	6	7	8	8
	GARCIA QUISPE Diego			1	2	3	4	5	5	6	7	7	8	9	9	9	9	10	10	10	10	11
3	ACUNA ARAYA Andres			0	0	1	2	3	3	3	3	4	4	4	4	5	6	6	6	6		
	GARCIA QUISPE Diego			1	2	2	2	2	3	4	5	5	6	7	8	8	8	9	10	11		

Legend:
MS Men's Singles



Results

KONO Michimune (JPN) 0 - 3 PORTILLO TORRES Eduardo (MEX)

Match Summary		Match	Game 1	Game 2	Game 3	Game 4	Game 5
KONO Michimune	JPN	0	5	6	9		
PORTILLO TORRES Eduardo	MEX	3	11	11	11		
Duration		31min	7min	10min	14min		

Match Number: MO7 Court: 1
Referees: KELLER VARGAS Roland (BOL)

Game Progress

1	KONO Michimune		0	1	1	1	2	2	2	3	3	4	4	4	5	5	5	5
	PORTILLO TORRES Eduardo		1	1	2	3	3	4	5	5	6	6	7	8	8	9	10	11
2	KONO Michimune		0	0	0	0	1	1	1	2	2	3	4	5	5	5	5	6
	PORTILLO TORRES Eduardo		1	2	3	4	4	5	6	6	7	7	7	7	8	9	10	11
3	KONO Michimune		0	1	1	1	1	2	2	3	4	5	6	7	7	8	8	8
	PORTILLO TORRES Eduardo		1	1	2	3	4	4	5	5	5	5	5	5	6	6	7	8

Legend:

MS Men's Singles



Results

MOSCOSO ORTIZ Conrrado Kevin (BOL) 3 - 1 IWAASA Coby Evan (CAN)

Match Summary		Match	Game 1	Game 2	Game 3	Game 4	Game 5
MOSCOSO ORTIZ Conrrado Kevin	BOL	3	12	8	11	11	
IWAASA Coby Evan	CAN	1	10	11	1	5	
Duration		65min	19min	19min	12min	16min	

Match Number: MO6 Court: 2
Referees: CUEVA WEBSTER Juan Francisco (ECU)

Game Progress

1 MOSCOSO ORTIZ CK			0	0	1	2	3	4	4	4	5	6	7	8	8	8	8	9	10	10	10	10	11	12
IWAASA Coby Evan			1	2	2	2	2	2	3	4	4	4	4	4	5	6	7	7	7	8	9	10	10	10
2 MOSCOSO ORTIZ CK			0	1	1	2	2	2	3	4	4	5	5	6	7	7	7	7	7	8	8			
IWAASA Coby Evan			1	1	2	2	3	4	4	4	5	5	6	6	6	7	8	9	10	10	11			
3 MOSCOSO ORTIZ CK			1	1	2	3	4	5	6	7	8	9	10	11										
IWAASA Coby Evan			0	1	1	1	1	1	1	1	1	1	1	1	1									
4 MOSCOSO ORTIZ CK			1	2	2	3	4	4	4	5	6	7	8	9	9	10	10	11						
IWAASA Coby Evan			0	0	1	1	1	2	3	3	3	3	3	3	4	4	5	5						

Legend:

MS Men's Singles



Results

BREDENBECK Jacob (USA) **3 - 0** HUANG Han-Yang (TPE)

Match Summary		Match	Game 1	Game 2	Game 3	Game 4	Game 5
BREDENBECK Jacob	USA	3	11	11	11		
HUANG Han-Yang	TPE	0	2	3	3		
Duration		16min	4min	6min	7min		

Match Number: MO16 **Court:** 2
Referees: CUEVA WEBSTER Juan Francisco (ECU)

Game Progress

1	BREDENBECK Jacob			0	1	2	3	4	5	6	7	7	8	9	10	11	
	HUANG Han-Yang			1	1	1	1	1	1	1	1	2	2	2	2	2	
2	BREDENBECK Jacob			1	2	3	4	5	6	7	7	7	8	8	9	10	11
	HUANG Han-Yang			0	0	0	0	0	0	0	1	2	2	3	3	3	3
3	BREDENBECK Jacob			1	2	2	3	4	5	6	6	6	7	8	9	10	11
	HUANG Han-Yang			0	0	1	1	1	1	1	2	3	3	3	3	3	3

Legend:

MS Men's Singles



Results

UGALDE ALBORNOZ Jose Daniel (ECU)

1 - 3

GALICIA LUTIN Edwin Aroldo (GUA)

Match Summary		Match	Game 1	Game 2	Game 3	Game 4	Game 5
UGALDE ALBORNOZ Jose Daniel	ECU	1	11	11	9	3	
GALICIA LUTIN Edwin Aroldo	GUA	3	4	13	11	11	
Duration		51min	8min	18min	16min	11min	

Match Number: MO9

Court: 1

Referees: KELLER VARGAS Roland (BOL)

Game Progress

1	UGALDE ALBORNOZ JD			1	1	1	1	2	3	4	4	5	6	7	8	9	10	11
	GALICIA LUTIN Edwin Aroldo			0	1	2	3	3	3	3	4	4	4	4	4	4	4	4
2	UGALDE ALBORNOZ JD			0	1	2	2	2	2	3	4	4	5	6	7	7	8	8
	GALICIA LUTIN Edwin Aroldo			1	1	1	2	3	4	4	4	5	5	5	5	6	6	7
3	UGALDE ALBORNOZ JD			1	2	3	4	5	6	6	6	7	8	8	8	8	9	9
	GALICIA LUTIN Edwin Aroldo			0	0	0	0	0	0	1	2	2	2	3	4	5	6	6
4	UGALDE ALBORNOZ JD			0	0	0	0	1	2	2	2	3	3	3	3	3	3	3
	GALICIA LUTIN Edwin Aroldo			1	2	3	4	4	4	5	6	6	7	8	9	10	11	

Legend:

MS Men's Singles



Results

ACUNA ARAYA Andres (CRC) 3 - 0 LEE Gunhee (KOR)

Match Summary		Match	Game 1	Game 2	Game 3	Game 4	Game 5
ACUNA ARAYA Andres	CRC	3	11	11	11		
LEE Gunhee	KOR	0	4	1	2		
Duration		27min	9min	9min	10min		

Match Number: MO12 Court: 2
Referees: AGUILAR MARTINEZ Diana Laura (MEX)

Game Progress

1	ACUNA ARAYA Andres		1	2	3	3	4	5	6	6	7	8	8	9	9	10	11
	LEE Gunhee		0	0	0	1	1	1	1	2	2	2	3	3	4	4	4
2	ACUNA ARAYA Andres		1	2	3	4	5	6	7	8	9	9	10	11			
	LEE Gunhee		0	0	0	0	0	0	0	0	0	1	1	1			
3	ACUNA ARAYA Andres		1	2	3	4	4	5	6	7	8	9	9	10	11		
	LEE Gunhee		0	0	0	0	1	1	1	1	1	1	2	2	2		

Legend:
MS Men's Singles



Results

KOSETTY Jyotheekalyan (IND) 0 - 3 KONO Michimune (JPN)

Match Summary		Match	Game 1	Game 2	Game 3	Game 4	Game 5
KOSETTY Jyotheekalyan	IND	0	4	1	4		
KONO Michimune	JPN	3	11	11	11		
Duration		27min	9min	9min	10min		

Match Number: MO10 Court: 1
Referees: GOMEZ REYES Francisco Javier (COL)

Game Progress

1	KOSETTY Jyotheekalyan			0	1	2	2	3	3	4	4	4	4	4	4	4	4	
	KONO Michimune			1	1	1	2	2	3	3	4	5	6	7	8	9	10	11
2	KOSETTY Jyotheekalyan			0	1	1	1	1	1	1	1	1	1	1	1	1	1	
	KONO Michimune			1	1	2	3	4	5	6	7	8	9	10	11			
3	KOSETTY Jyotheekalyan			1	1	1	1	1	1	2	2	2	3	4	4	4	4	4
	KONO Michimune			0	1	2	3	4	5	5	6	7	7	7	8	9	10	11

Legend:

MS Men's Singles



Results

MOSCOSO ORTIZ Conrrado Kevin (BOL) 3 - 0 LUNSMANN Marcel (GER)

Match Summary		Match	Game 1	Game 2	Game 3	Game 4	Game 5
MOSCOSO ORTIZ Conrrado Kevin	BOL	3	11	11	11		
LUNSMANN Marcel	GER	0	4	7	5		
Duration		36min	10min	14min	12min		

Match Number: MO14 Court: 1
Referees: AGUILAR MARTINEZ Diana Laura (MEX)

Game Progress

1 MOSCOSO ORTIZ CK		1	2	3	4	4	4	5	6	7	7	8	9	10	10	11
LUNSMANN Marcel		0	0	0	0	1	2	2	2	2	3	3	3	3	4	4
2 MOSCOSO ORTIZ CK		1	1	1	2	3	4	4	5	5	5	6	6	7	8	9
LUNSMANN Marcel		0	1	2	2	2	2	3	3	4	5	5	6	6	6	7
3 MOSCOSO ORTIZ CK		1	2	3	3	3	4	5	5	6	7	8	9	10	10	10
LUNSMANN Marcel		0	0	0	1	2	2	2	3	3	3	3	3	3	4	5

Legend:
MS Men's Singles



Results

O KEENEY Jonathan (IRL) 0 - 3 GARCIA QUISPE Diego (ARG)

Match Summary		Match	Game 1	Game 2	Game 3	Game 4	Game 5
O KEENEY Jonathan	IRL	0	6	2	3		
GARCIA QUISPE Diego	ARG	3	11	11	11		
Duration		25min	8min	9min	9min		

Match Number: MO13 Court: 2
Referees: GOMEZ REYES Francisco Javier (COL)

Game Progress

1	O KEENEY Jonathan			1	2	2	2	2	3	3	3	3	4	4	4	4	5	5	6	6
	GARCIA QUISPE Diego			0	0	1	2	3	3	4	5	6	6	7	8	9	9	10	10	11
2	O KEENEY Jonathan			0	0	0	0	0	0	0	0	0	1	2	2					
	GARCIA QUISPE Diego			1	2	3	4	5	6	7	8	9	10	10	10	11				
3	O KEENEY Jonathan			1	1	1	1	1	1	1	1	2	2	2	2	3	3			
	GARCIA QUISPE Diego			0	1	2	3	4	5	6	7	7	8	9	10	10	11			

Legend:
MS Men's Singles



Results

DE LEON ESTEVEZ Ramon Miguel (DOM)

2 - 3

IWAASA Coby Evan (CAN)

Match Summary		Match	Game 1	Game 2	Game 3	Game 4	Game 5
DE LEON ESTEVEZ Ramon Miguel	DOM	2	11	11	9	2	2
IWAASA Coby Evan	CAN	3	9	5	11	11	11
Duration		50min	12min	10min	14min	9min	8min

Match Number: MO11

Court: 1

Referees: CUEVA WEBSTER Juan Francisco (ECU)

Game Progress

1 de LEON ESTEVEZ RM		1	1	1	1	1	1	2	2	3	3	3	4	5	6	7	8	9	9	10	11
IWAASA Coby Evan		0	1	2	3	4	5	5	6	6	7	8	8	8	8	8	8	8	9	9	9
2 de LEON ESTEVEZ RM		1	2	3	4	4	5	6	7	7	8	8	9	10	10	10	10	11			
IWAASA Coby Evan		0	0	0	0	1	1	1	1	2	2	3	3	3	4	5	5				
3 de LEON ESTEVEZ RM		1	1	1	2	3	4	5	5	6	6	6	6	6	6	7	8	8	9	9	
IWAASA Coby Evan		0	1	2	2	2	2	2	3	3	4	5	6	7	8	9	9	9	10	10	11
4 de LEON ESTEVEZ RM		0	0	0	0	1	1	1	1	1	2	2	2	2	2						
IWAASA Coby Evan		1	2	3	4	4	5	6	7	8	8	9	10	11							
5 de LEON ESTEVEZ RM		1	1	1	1	1	1	1	1	2	2	2	2	2							
IWAASA Coby Evan		0	1	2	3	4	5	6	7	7	8	9	10	11							

Legend:

MS Men's Singles



Results

PAPINI Carlo (ITA) 0 - 3 PORTILLO TORRES Eduardo (MEX)

Match Summary		Match	Game 1	Game 2	Game 3	Game 4	Game 5
PAPINI Carlo	ITA	0	1	4	3		
PORTILLO TORRES Eduardo	MEX	3	11	11	11		
Duration		16min	4min	6min	7min		

Match Number: MO15 Court: 2
Referees: KELLER VARGAS Roland (BOL)

Game Progress

1	PAPINI Carlo		1	1	1	1	1	1	1	1	1	1	1	1			
	PORTILLO TORRES Eduardo		0	1	2	3	4	5	6	7	8	9	10	11			
2	PAPINI Carlo		0	1	2	2	2	3	3	3	3	3	3	4	4	4	
	PORTILLO TORRES Eduardo		1	1	1	2	3	3	4	5	6	7	8	9	9	10	11
3	PAPINI Carlo		1	1	1	1	1	1	2	3	3	3	3	3	3	3	
	PORTILLO TORRES Eduardo		0	1	2	3	4	5	5	5	6	7	8	9	10	11	

Legend:

MS Men's Singles



TWG
2025
CHENGDU



RACQUETBALL

Women's Singles



Entry List by Event

REVISED
13 AUG 18:04

As of 13 AUG 2025

NOC Code	NOC	Name	Date of Birth
ARG	Argentina	VARGAS PARADA Maria Jose	18 MAR 1993
BOL	Bolivia	BARRIOS REYES Stefanny Angelica	5 MAY 2000
CAN	Canada	LAMBERT Frederique	27 MAR 1992
CRC	Costa Rica	FAETH Larissa	3 JUN 2010
DOM	Dominican Republic	CESPEDES MONTERO Maria Jesus	29 AUG 1996
ECU	Ecuador	VILLACRESES SANCHEZ Maria Angela	29 OCT 2005
GER	Germany	GRISAR Angela	2 MAY 1973
GUA	Guatemala	MARTINEZ GONZALEZ Ana Gabriela	2 AUG 1999
IND	India	DALVI Shilpa Amol	22 MAY 1982
IRL	Ireland	HICKEY Aisling Marie	22 JUN 1993
ITA	Italy	AMAYA CASSINO Cristina	28 OCT 1988
JPN	Japan	KAJINO Harumi	7 DEC 1973
KOR	Korea	LEE Sumin	17 MAY 1987
MEX	Mexico	LONGORIA LOPEZ Paola Michell	20 JUL 1989
TPE	Chinese Taipei	WANG Yuan	24 SEP 2001
USA	United States	ROS Naomi	31 AUG 2005

Total: 16 Players

REVISED

Name for LARISSA Faeth (CRC) has been corrected.



Start List

As of 13 AUG 2025

Round of 16	Quarterfinals	Semifinals	Finals
<p>LONGORIA LOPEZ (MEX) WANG Y (TPE)</p> <p>WO16 13 AUG 11:00</p>	<p>LONGORIA LOPEZ PM</p> <p>WO8 14 AUG 17:00</p>		
<p>LEE S (KOR) LAMBERT F (CAN)</p> <p>WO9 13 AUG 10:00</p>	<p>LAMBERT F</p>		
<p>BARRIOS REYES SA (BOL) HICKEY AM (IRL)</p> <p>WO12 13 AUG 12:00</p>	<p>BARRIOS REYES SA</p> <p>WO5 14 AUG 16:00</p>	<p>WO4 15 AUG 14:00</p>	
<p>VILLACRESES SAN. (ECU) ROS N (USA)</p> <p>WO13 13 AUG 13:00</p>	<p>ROS N</p>		
<p>VARGAS PARADA (ARG) DALVI SA (IND)</p> <p>WO14 13 AUG 16:00</p>	<p>VARGAS PARADA MJ</p> <p>WO6 14 AUG 18:00</p>		
<p>KAJINO H (JPN) CESPEDES MONTE. (DOM)</p> <p>WO11 13 AUG 19:00</p>	<p>CESPEDES MONTERO M</p>		
<p>AMAYA CASSINO C (ITA) FAETH L (CRC)</p> <p>WO10 13 AUG 17:00</p>	<p>FAETH L</p> <p>WO7 14 AUG 19:00</p>	<p>WO3 15 AUG 15:00</p>	
<p>GRISAR A (GER) MARTINEZ GONZAL. (GUA)</p> <p>WO15 13 AUG 18:00</p>	<p>MARTINEZ GONZALEZ</p>		
		<p>WO2 16 AUG 19:00</p>	
			<p>Gold Medal</p> <p>WO1 17 AUG 10:00</p>
			<p>Bronze Medal</p>



Results Summary

As of 17 AUG 2025

Match No.	Round	Time	Teams/Players	Result	Score	Duration
-----------	-------	------	---------------	--------	-------	----------

Date - 13 August 2025

WO9	Round of 16	10:00	LEE Sumin (KOR) lost to LAMBERT Frederique (CAN)	0-3	(9-11 1-11 10-12)	26min
WO16	Round of 16	11:00	LONGORIA LOPEZ PM (MEX) beat WANG Yuan (TPE)	3-0	(11-1 11-2 11-2)	19min
WO12	Round of 16	12:00	BARRIOS REYES SA (BOL) beat HICKEY Aisling Marie (IRL)	3-0	(11-9 11-2 11-6)	31min
WO13	Round of 16	13:00	VILLACRESES SANC. (ECU) lost to ROS Naomi (USA)	1-3	(5-11 2-11 12-10 1-11)	51min
WO14	Round of 16	16:00	VARGAS PARADA MJ (ARG) beat DALVI Shilpa Amol (IND)	3-0	(11-2 11-1 11-3)	15min
WO10	Round of 16	17:00	AMAYA CASSINO C (ITA) lost to FAETH Larissa (CRC)	1-3	(6-11 11-5 7-11 6-11)	39min
WO15	Round of 16	18:00	GRISAR Angela (GER) lost to MARTINEZ GONZALE. (GUA)	0-3	(5-11 0-11 4-11)	27min
WO11	Round of 16	19:00	KAJINO Harumi (JPN) lost to CESPEDES MONTER. (DOM)	0-3	(4-11 3-11 2-11)	23min

Date - 14 August 2025

WO5	Quarterfinals	16:00	BARRIOS REYES SA (BOL) beat ROS Naomi (USA)	3-1	(10-12 11-9 11-8 11-9)	58min
WO8	Quarterfinals	17:00	LONGORIA LOPEZ PM (MEX) beat LAMBERT Frederique (CAN)	3-0	(11-4 11-7 11-8)	26min
WO6	Quarterfinals	18:00	VARGAS PARADA MJ (ARG) beat CESPEDES MONTER. (DOM)	3-0	(11-1 11-4 11-1)	20min
WO7	Quarterfinals	19:00	FAETH Larissa (CRC) lost to MARTINEZ GONZALE. (GUA)	0-3	(8-11 3-11 8-11)	26min

Date - 15 August 2025

WO4	Semifinals	14:00	LONGORIA LOPEZ PM (MEX) beat BARRIOS REYES SA (BOL)	RET	(9-11 11-8 12-10 9-11 10-9)	97min
WO3	Semifinals	15:00	VARGAS PARADA MJ (ARG) beat MARTINEZ GONZALE. (GUA)	3-1	(10-12 14-12 12-10 11-6)	57min

Date - 16 August 2025

WO2	Bronze Medal	19:00	BARRIOS REYES SA (BOL) lost to MARTINEZ GONZALE. (GUA)	WO	(WO)	
-----	--------------	-------	---	----	------	--

Date - 17 August 2025

WO1	Gold Medal	10:00	LONGORIA LOPEZ PM (MEX) lost to VARGAS PARADA MJ (ARG)	1-3	(11-6 8-11 10-12 9-11)	57min
-----	------------	-------	---	-----	------------------------	-------

Legend:						
No.	Number	RET	Retired	WS	Women's Singles	WO Walkover



Brackets

As of 17 AUG 2025

Round of 16	Quarterfinals	Semifinals	Finals	Medallist
LONGORIA LOPEZ Paola Michell (MEX)	LONGORIA LOPEZ 3-0 (11-1 11-2 11-2)	LONGORIA LOPEZ 3-0 (11-4 11-7 11-8)	LONGORIA LOPEZ 3-2 (9-11 11-8 12-10 9-11 10-9) RET	Gold Medal VARGAS P. (ARG) 3-1 (6-11 11-8 12-10 11-9)
WANG Yuan (TPE)				
LEE Sumin (KOR)	LAMBERT F 3-0 (11-9 11-1 12-10)			
LAMBERT Frederique (CAN)				
BARRIOS REYES Stefanny Angelica (BOL)	BARRIOS REYES 3-0 (11-9 11-2 11-6)	BARRIOS REYES 3-1 (10-12 11-9 11-8 11-9)		
HICKEY Aisling Marie (IRL)				
VILLACRESES SANCHEZ Maria Angela (ECU)	ROS Naomi 3-1 (11-5 11-2 10-12 11-1)			
ROS Naomi (USA)				
VARGAS PARADA Maria Jose (ARG)	VARGAS PARADA 3-0 (11-2 11-1 11-3)	VARGAS PARADA 3-0 (11-1 11-4 11-1)	VARGAS PARADA 3-1 (10-12 14-12 12-10 11-6)	Silver Medal LONGORI. (MEX)
DALVI Shilpa Amol (IND)				
KAJINO Harumi (JPN)	CESPEDES MONT. 3-0 (11-4 11-3 11-2)			
CESPEDES MONTERO Maria Jesus (DOM)				
AMAYA CASSINO Cristina (ITA)	FAETH Larissa 3-1 (11-6 5-11 11-7 11-6)	MARTINEZ GONZA. 3-0 (11-8 11-3 11-8)	BARRIOS REYES	Bronze Medal MARTINEZ. (GUA) WO
FAETH Larissa (CRC)			MARTINEZ GONZA.	
GRISAR Angela (GER)	MARTINEZ GONZA. 3-0 (11-5 11-0 11-4)			
MARTINEZ GONZALEZ Ana Gabriela (GUA)				

Legend:

RET Retired WO Walkover

Timing and Results provided by Tissot



Medallists

As of 17 AUG 2025

Medal	Name	NOC
GOLD	VARGAS PARADA Maria Jose	ARG - Argentina
SILVER	LONGORIA LOPEZ Paola Michell	MEX - Mexico
BRONZE	MARTINEZ GONZALEZ Ana Gabriela	GUA - Guatemala



Final Classification

Rank	Name	NOC Code	Medal
1	VARGAS PARADA Maria Jose	ARG	Gold
2	LONGORIA LOPEZ Paola Michell	MEX	Silver
3	MARTINEZ GONZALEZ Ana Gabriela	GUA	Bronze
4	BARRIOS REYES Stefanny Angelica	BOL	
5	CESPEDES MONTERO Maria Jesus	DOM	
5	FAETH Larissa	CRC	
5	LAMBERT Frederique	CAN	
5	ROS Naomi	USA	
9	AMAYA CASSINO Cristina	ITA	
9	DALVI Shilpa Amol	IND	
9	GRISAR Angela	GER	
9	HICKEY Aisling Marie	IRL	
9	KAJINO Harumi	JPN	
9	LEE Sumin	KOR	
9	VILLACRESES SANCHEZ Maria Angela	ECU	
9	WANG Yuan	TPE	



Results

BARRIOS REYES Stefanny Angelica (BOL)

(WO)

MARTINEZ GONZALEZ Ana Gabriela (GUA)

Match Number: WO2

Court: 1

Referees:

Legend:

WS Women's Singles **WO** Walkover

Timing and Results provided by Tissot

RQLWSINGLES-----FNL-000200--_73 v1.0

Report Created SAT 16 AUG 2025 19:36

Page 1/1



Results

LONGORIA LOPEZ Paola Michell (MEX)

1 - 3

VARGAS PARADA Maria Jose (ARG)

Match Summary		Match	Game 1	Game 2	Game 3	Game 4	Game 5
LONGORIA LOPEZ Paola Michell	MEX	1	11	8	10	9	
VARGAS PARADA Maria Jose	ARG	3	6	11	12	11	
Duration		57min	10min	14min	16min	19min	

Match Number: WO1

Court: 1

Referees: CUEVA WEBSTER Juan Francisco (ECU)

Game Progress

1	LONGORIA LOPEZ PM			0	1	2	2	3	3	4	5	5	6	7	8	9	9	10	10	11					
	VARGAS PARADA Maria Jose			1	1	1	2	2	3	3	3	4	4	4	4	4	5	5	6	6					
2	LONGORIA LOPEZ PM			0	0	1	1	1	1	2	2	3	4	4	5	5	5	6	7	7	8	8			
	VARGAS PARADA Maria Jose			1	2	2	3	4	5	5	6	6	6	7	7	8	9	9	9	10	10	11			
3	LONGORIA LOPEZ PM			0	0	0	1	2	2	3	4	5	6	6	7	8	9	9	10	10	10	10	10	10	
	VARGAS PARADA Maria Jose			1	2	3	3	3	4	4	4	4	4	5	5	5	5	6	6	7	8	9	10	11	12
4	LONGORIA LOPEZ PM			1	1	2	2	2	3	3	3	3	4	4	4	5	5	6	7	8	8	9	9		
	VARGAS PARADA Maria Jose			0	1	1	2	3	3	4	5	6	6	7	8	8	9	9	9	9	10	10	11		

Legend:

WS Women's Singles



Results

LONGORIA LOPEZ Paola Michell (MEX) 3 - 2 (RET) BARRIOS REYES Stefanny Angelica (BOL)

Match Summary		Match	Game 1	Game 2	Game 3	Game 4	Game 5
LONGORIA LOPEZ Paola Michell	MEX	3	9	11	12	9	10
BARRIOS REYES Stefanny Angelica	BOL	2	11	8	10	11	9
Duration		97min	12min	15min	17min	18min	37min

Match Number: WO4 Court: 1
Referees: CUEVA WEBSTER Juan Francisco (ECU)

Game Progress

1 LONGORIA LOPEZ PM			1	1	1	1	2	3	3	3	3	3	4	4	5	6	7	8	8	9	9	9		
BARRIOS REYES SA			0	1	2	3	3	3	4	5	6	7	7	8	8	8	8	8	9	9	10	11		
2 LONGORIA LOPEZ PM			0	1	2	3	4	5	5	5	5	6	7	8	8	8	8	9	10	10	11			
BARRIOS REYES SA			1	1	1	1	1	1	2	3	4	4	4	4	5	6	7	7	7	8	8			
3 LONGORIA LOPEZ PM			1	1	1	1	1	2	3	3	4	4	5	6	6	7	7	8	9	9	9	10	11	12
BARRIOS REYES SA			0	1	2	3	4	4	4	5	5	6	6	6	7	7	8	8	8	9	10	10	10	10
4 LONGORIA LOPEZ PM			0	0	0	1	2	2	2	2	3	3	4	4	4	5	6	7	8	9	9	9		
BARRIOS REYES SA			1	2	3	3	3	4	5	6	6	7	7	8	9	9	9	9	9	9	10	11		
5 LONGORIA LOPEZ PM			0	1	2	2	2	2	2	3	3	3	4	4	5	6	6	7	8	9	10			
BARRIOS REYES SA			1	1	1	2	3	4	5	5	6	7	7	8	8	8	9	9	9	9	9			

Legend:

RET Retired WS Women's Singles



Results

VARGAS PARADA Maria Jose (ARG) 3 - 1 MARTINEZ GONZALEZ Ana Gabriela (GUA)

Match Summary		Match	Game 1	Game 2	Game 3	Game 4	Game 5
VARGAS PARADA Maria Jose	ARG	3	10	14	12	11	
MARTINEZ GONZALEZ Ana Gabriela	GUA	1	12	12	10	6	
Duration		57min	12min	19min	15min	12min	

Match Number: WO3 Court: 1
Referees: AGUILAR MARTINEZ Diana Laura (MEX)

Game Progress

1	VARGAS PARADA Maria Jose			1	2	3	4	4	5	5	5	5	6	7	7	7	7	8	9	10	10	10	10	10	10				
	MARTINEZ GONZALEZ			0	0	0	0	1	1	2	3	4	4	4	5	6	7	7	7	7	8	9	10	11	12				
2	VARGAS PARADA Maria Jose			1	2	2	3	4	5	6	7	7	8	8	8	8	8	8	8	9	9	10	10	11	11	12	12	13	14
	MARTINEZ GONZALEZ			0	0	1	1	1	1	1	1	2	2	3	4	5	6	7	8	8	9	9	10	10	11	11	12	12	12
3	VARGAS PARADA Maria Jose			0	0	1	2	2	3	4	5	5	5	5	6	6	6	7	8	8	8	9	10	11	12				
	MARTINEZ GONZALEZ			1	2	2	2	3	3	3	3	4	5	6	6	7	8	8	8	9	10	10	10	10	10				
4	VARGAS PARADA Maria Jose			1	2	3	4	4	5	5	5	6	6	7	7	8	9	9	10	11									
	MARTINEZ GONZALEZ			0	0	0	0	1	1	2	3	3	4	4	5	5	5	6	6	6									

Legend:
WS Women's Singles



Results

BARRIOS REYES Stefanny Angelica (BOL) 3 - 1 ROS Naomi (USA)

Match Summary		Match	Game 1	Game 2	Game 3	Game 4	Game 5
BARRIOS REYES Stefanny Angelica	BOL	3	10	11	11	11	
ROS Naomi	USA	1	12	9	8	9	
Duration		58min	13min	16min	15min	16min	

Match Number: WO5 Court: 1
Referees: AGUILAR MARTINEZ Diana Laura (MEX)

Game Progress

1 BARRIOS REYES SA			1	2	2	3	4	5	6	6	6	6	6	7	8	8	8	8	9	10	10	10	10	10
ROS Naomi			0	0	1	1	1	1	1	2	3	4	5	5	5	6	7	8	8	8	9	10	11	12
2 BARRIOS REYES SA			1	2	2	2	3	4	4	5	6	6	7	7	7	7	7	8	9	10	10	11		
ROS Naomi			0	0	1	2	2	2	3	3	3	4	4	5	6	7	8	8	8	8	9	9		
3 BARRIOS REYES SA			0	1	2	2	2	3	4	5	5	6	6	6	7	8	9	9	9	10	11			
ROS Naomi			1	1	1	2	3	3	3	3	4	4	5	6	6	6	6	7	8	8	8			
4 BARRIOS REYES SA			1	2	3	4	5	5	5	6	7	7	8	8	9	9	9	9	9	10	10	11		
ROS Naomi			0	0	0	0	0	1	2	2	2	3	3	4	4	5	6	7	8	8	9	9		

Legend:
WS Women's Singles



Results

LONGORIA LOPEZ Paola Michell (MEX) 3 - 0 LAMBERT Frederique (CAN)

Match Summary		Match	Game 1	Game 2	Game 3	Game 4	Game 5
LONGORIA LOPEZ Paola Michell	MEX	3	11	11	11		
LAMBERT Frederique	CAN	0	4	7	8		
Duration		26min	7min	9min	10min		

Match Number: W08 Court: 2
Referees: GOMEZ REYES Francisco Javier (COL)

Game Progress

1	LONGORIA LOPEZ PM			1	1	2	2	3	3	4	5	6	7	8	8	9	10	11
	LAMBERT Frederique			0	1	1	2	2	3	3	3	3	3	3	4	4	4	4
2	LONGORIA LOPEZ PM			0	1	2	3	3	4	5	6	6	6	6	7	7	8	8
	LAMBERT Frederique			1	1	1	1	2	2	2	2	3	4	5	5	6	6	7
3	LONGORIA LOPEZ PM			0	1	2	3	4	4	4	5	6	7	7	8	8	9	9
	LAMBERT Frederique			1	1	1	1	1	2	3	3	3	3	4	4	5	5	6

Legend:
WS Women's Singles



Results

VARGAS PARADA Maria Jose (ARG) 3 - 0 CESPEDES MONTERO Maria Jesus (DOM)

Match Summary		Match	Game 1	Game 2	Game 3	Game 4	Game 5
VARGAS PARADA Maria Jose	ARG	3	11	11	11		
CESPEDES MONTERO Maria Jesus	DOM	0	1	4	1		
Duration		20min	5min	9min	6min		

Match Number: WO6 Court: 2
Referees: AGUILAR MARTINEZ Diana Laura (MEX)

Game Progress

1	VARGAS PARADA Maria Jose			0	1	2	3	4	5	6	7	8	9	10	11			
	CESPEDES MONTERO M			1	1	1	1	1	1	1	1	1	1	1	1			
2	VARGAS PARADA Maria Jose			1	1	2	3	4	4	5	6	7	7	8	9	9	10	11
	CESPEDES MONTERO M			0	1	1	1	1	2	2	2	2	3	3	3	4	4	4
3	VARGAS PARADA Maria Jose			1	2	3	4	4	5	6	7	8	9	10	11			
	CESPEDES MONTERO M			0	0	0	0	1	1	1	1	1	1	1	1			

Legend:
WS Women's Singles



Results

FAETH Larissa (CRC) 0 - 3 MARTINEZ GONZALEZ Ana Gabriela (GUA)

Match Summary		Match	Game 1	Game 2	Game 3	Game 4	Game 5
FAETH Larissa	CRC	0	8	3	8		
MARTINEZ GONZALEZ Ana Gabriela	GUA	3	11	11	11		
Duration		26min	10min	7min	11min		

Match Number: W07 Court: 1
Referees: GOMEZ REYES Francisco Javier (COL)

Game Progress

1	FAETH Larissa			0	1	1	2	2	3	4	5	6	6	6	6	7	7	7	8	8	8	
	MARTINEZ GONZALEZ			1	1	2	2	3	3	3	3	3	4	5	6	7	7	8	9	9	10	11
2	FAETH Larissa			0	0	1	1	2	2	2	2	2	2	3	3	3						
	MARTINEZ GONZALEZ			1	2	2	3	3	4	5	6	7	8	9	9	10	11					
3	FAETH Larissa			0	1	2	2	3	4	5	5	5	6	6	7	8	8	8	8	8	8	
	MARTINEZ GONZALEZ			1	1	1	2	2	2	2	3	4	4	5	5	5	6	7	8	9	10	11

Legend:
WS Women's Singles



Results

LEE Sumin (KOR) 0 - 3 LAMBERT Frederique (CAN)

Match Summary		Match	Game 1	Game 2	Game 3	Game 4	Game 5
LEE Sumin	KOR	0	9	1	10		
LAMBERT Frederique	CAN	3	11	11	12		
Duration		26min	7min	8min	12min		

Match Number: WO9 Court: 1
Referees: AGUILAR MARTINEZ Diana Laura (MEX)

Game Progress

1 LEE Sumin			1	1	2	2	3	4	4	4	5	5	6	7	7	8	8	9	9	9	9	9		
LAMBERT Frederique			0	1	1	2	2	2	3	4	4	5	5	5	6	6	7	7	8	9	10	11		
2 LEE Sumin			0	0	0	0	1	1	1	1	1	1	1	1	1	1	1	1	1	1	1	1		
LAMBERT Frederique			1	2	3	4	4	5	6	7	8	9	10	11	11	11	11	11	11	11	11	11		
3 LEE Sumin			0	0	0	1	1	2	3	3	4	4	5	6	7	7	8	9	9	10	10	10	10	
LAMBERT Frederique			1	2	3	3	4	4	4	5	5	6	6	6	6	7	7	7	8	8	9	10	11	12

Legend:
WS Women's Singles



Results

LONGORIA LOPEZ Paola Michell (MEX) 3 - 0 WANG Yuan (TPE)

Match Summary		Match	Game 1	Game 2	Game 3	Game 4	Game 5
LONGORIA LOPEZ Paola Michell	MEX	3	11	11	11		
WANG Yuan	TPE	0	1	2	2		
Duration		19min	4min	7min	9min		

Match Number: WO16 Court: 2
Referees: GOMEZ REYES Francisco Javier (COL)

Game Progress

1	LONGORIA LOPEZ PM		1	2	3	4	5	6	7	8	8	9	10	11
	WANG Yuan		0	0	0	0	0	0	0	0	1	1	1	1
2	LONGORIA LOPEZ PM		1	2	3	4	5	6	7	8	9	10	10	11
	WANG Yuan		0	0	0	0	0	0	0	0	0	0	1	2
3	LONGORIA LOPEZ PM		1	2	3	4	5	5	6	7	7	8	9	10
	WANG Yuan		0	0	0	0	0	1	1	1	2	2	2	2

Legend:
WS Women's Singles



Results

BARRIOS REYES Stefanny Angelica (BOL) 3 - 0 HICKEY Aisling Marie (IRL)

Match Summary		Match	Game 1	Game 2	Game 3	Game 4	Game 5
BARRIOS REYES Stefanny Angelica	BOL	3	11	11	11		
HICKEY Aisling Marie	IRL	0	9	2	6		
Duration		31min	10min	11min	11min		

Match Number: WO12 Court: 1
Referees: CUEVA WEBSTER Juan Francisco (ECU)

Game Progress

1	BARRIOS REYES SA			0	0	0	0	0	1	2	3	4	4	4	4	5	6	7	7	8	9	10	11
	HICKEY Aisling Marie			1	2	3	4	5	5	5	5	5	6	7	8	8	8	8	9	9	9	9	9
2	BARRIOS REYES SA			1	2	3	4	5	5	6	7	8	8	9	10	11							
	HICKEY Aisling Marie			0	0	0	0	0	1	1	1	1	2	2	2	2							
3	BARRIOS REYES SA			1	1	2	3	3	3	3	4	5	6	7	7	7	8	9	10	11			
	HICKEY Aisling Marie			0	1	1	1	2	3	4	4	4	4	4	5	6	6	6	6	6			

Legend:
WS Women's Singles



Results

VILLACRESES SANCHEZ Maria Angela (ECU) 1 - 3 ROS Naomi (USA)

Match Summary		Match	Game 1	Game 2	Game 3	Game 4	Game 5
VILLACRESES SANCHEZ Maria Angela	ECU	1	5	2	12	1	
ROS Naomi	USA	3	11	11	10	11	
Duration		51min	9min	12min	18min	13min	

Match Number: WO13 Court: 2
Referees: KELLER VARGAS Roland (BOL)

Game Progress

1 VILLACRESES SANCHE			1	2	2	3	3	3	3	3	3	3	3	4	5	5	5	5
ROS Naomi			0	0	1	1	2	3	4	5	6	7	8	8	8	9	10	11
2 VILLACRESES SANCHE			1	1	2	2	2	2	2	2	2	2	2	2	2	2	2	2
ROS Naomi			0	1	1	2	3	4	5	6	7	8	9	10	11			
3 VILLACRESES SANCHE			0	0	0	1	2	2	2	3	4	5	6	6	7	7	8	8
ROS Naomi			1	2	3	3	3	4	5	5	5	5	5	6	6	7	7	8
4 VILLACRESES SANCHE			0	0	0	0	0	0	0	0	1	1	1	1	1	1	1	1
ROS Naomi			1	2	3	4	5	6	7	8	8	9	10	11				

Legend:
WS Women's Singles



Results

VARGAS PARADA Maria Jose (ARG) 3 - 0 DALVI Shilpa Amol (IND)

Match Summary		Match	Game 1	Game 2	Game 3	Game 4	Game 5
VARGAS PARADA Maria Jose	ARG	3	11	11	11		
DALVI Shilpa Amol	IND	0	2	1	3		
Duration		15min	4min	6min	6min		

Match Number: WO14 Court: 2
Referees: CUEVA WEBSTER Juan Francisco (ECU)

Game Progress

1	VARGAS PARADA Maria Jose			1	2	2	3	4	5	5	6	7	8	9	10	11	
	DALVI Shilpa Amol			0	0	1	1	1	1	2	2	2	2	2	2	2	
2	VARGAS PARADA Maria Jose			1	2	3	4	5	6	7	8	8	9	10	11		
	DALVI Shilpa Amol			0	0	0	0	0	0	0	0	1	1	1	1		
3	VARGAS PARADA Maria Jose			1	2	3	4	4	5	6	7	8	8	8	9	10	11
	DALVI Shilpa Amol			0	0	0	0	1	1	1	1	1	2	3	3	3	3

Legend:
WS Women's Singles



Results

AMAYA CASSINO Cristina (ITA) 1 - 3 FAETH Larissa (CRC)

Match Summary		Match	Game 1	Game 2	Game 3	Game 4	Game 5
AMAYA CASSINO Cristina	ITA	1	6	11	7	6	
FAETH Larissa	CRC	3	11	5	11	11	
Duration		39min	8min	11min	11min	10min	

Match Number: WO10 Court: 1
Referees: KELLER VARGAS Roland (BOL)

Game Progress

1	AMAYA CASSINO Cristina			1	1	1	1	2	2	3	3	3	3	3	3	4	5	6	6	6
	FAETH Larissa			0	1	2	3	3	4	4	5	6	7	8	9	9	9	9	10	11
2	AMAYA CASSINO Cristina			0	1	1	1	2	3	3	4	5	6	7	8	9	9	10	11	
	FAETH Larissa			1	1	2	3	3	3	4	4	4	4	4	4	4	5	5	5	
3	AMAYA CASSINO Cristina			0	0	1	1	2	2	2	2	2	2	3	4	4	5	6	7	7
	FAETH Larissa			1	2	2	3	3	4	5	6	7	8	8	8	9	9	9	9	10
4	AMAYA CASSINO Cristina			1	1	2	2	3	3	3	3	3	4	4	4	5	5	5	6	6
	FAETH Larissa			0	1	1	2	2	3	4	5	6	6	7	8	8	9	10	10	11

Legend:
WS Women's Singles



Results

GRISAR Angela (GER) 0 - 3 MARTINEZ GONZALEZ Ana Gabriela (GUA)

Match Summary		Match	Game 1	Game 2	Game 3	Game 4	Game 5
GRISAR Angela	GER	0	5	0	4		
MARTINEZ GONZALEZ Ana Gabriela	GUA	3	11	11	11		
Duration		27min	11min	8min	9min		

Match Number: WO15 Court: 2
Referees: AGUILAR MARTINEZ Diana Laura (MEX)

Game Progress

1	GRISAR Angela			1	1	1	1	1	1	2	2	3	3	3	3	4	5	5	5
	MARTINEZ GONZALEZ			0	1	2	3	4	5	5	6	6	7	8	9	9	9	10	11
2	GRISAR Angela			0	0	0	0	0	0	0	0	0	0	0	0				
	MARTINEZ GONZALEZ			1	2	3	4	5	6	7	8	9	10	11					
3	GRISAR Angela			1	2	2	2	2	3	4	4	4	4	4	4	4	4	4	4
	MARTINEZ GONZALEZ			0	0	1	2	3	3	3	4	5	6	7	8	9	10	11	

Legend:
WS Women's Singles



Results

KAJINO Harumi (JPN) 0 - 3 CESPEDES MONTERO Maria Jesus (DOM)

Match Summary		Match	Game 1	Game 2	Game 3	Game 4	Game 5
KAJINO Harumi	JPN	0	4	3	2		
CESPEDES MONTERO Maria Jesus	DOM	3	11	11	11		
Duration		23min	7min	8min	9min		

Match Number: WO11 Court: 1
Referees: GOMEZ REYES Francisco Javier (COL)

Game Progress

1	KAJINO Harumi			0	0	0	1	1	2	2	2	2	3	3	4	4	4	4
	CESPEDES MONTERO M			1	2	3	3	4	4	5	6	7	7	8	8	9	10	11
2	KAJINO Harumi			0	0	0	0	1	1	1	1	1	2	2	3	3	3	3
	CESPEDES MONTERO M			1	2	3	4	4	5	6	7	8	8	9	9	10	11	11
3	KAJINO Harumi			0	0	1	1	2	2	2	2	2	2	2	2	2	2	2
	CESPEDES MONTERO M			1	2	2	3	3	4	5	6	7	8	9	10	11	11	11

Legend:
WS Women's Singles



TWG
2025
CHENGDU



RACQUETBALL

Mixed Doubles



Entry List by Event

REVISED
13 AUG 18:28

As of 13 AUG 2025

NOC Code	NOC	Name	Date of Birth
ARG	Argentina	GARCIA QUISPE Diego VARGAS PARADA Maria Jose	22 JUN 2001 18 MAR 1993
BOL	Bolivia	BARRIOS REYES Stefanny Angelica MOSCOSO ORTIZ Conrrado Kevin	5 MAY 2000 26 SEP 1995
CAN	Canada	IWAASA Coby Evan LAMBERT Frederique	19 JUN 1996 27 MAR 1992
CRC	Costa Rica	ACUNA ARAYA Andres FAETH Larissa	11 SEP 1995 3 JUN 2010
DOM	Dominican Republic	CESPEDES MONTERO Maria Jesus DE LEON ESTEVEZ Ramon Miguel	29 AUG 1996 9 APR 1990
ECU	Ecuador	UGALDE ALBORNOZ Jose Daniel VILLACRESES SANCHEZ Maria Angela	21 SEP 1990 29 OCT 2005
GER	Germany	GRISAR Angela LUNSMANN Marcel	2 MAY 1973 17 NOV 1986
GUA	Guatemala	GALICIA LUTIN Edwin Aroldo MARTINEZ GONZALEZ Ana Gabriela	29 JUL 1994 2 AUG 1999
IND	India	DALVI Shilpa Amol JYOTHEEKALYAN Kosetty	22 MAY 1982 31 AUG 1980
IRL	Ireland	HICKEY Aisling Marie O KEENEY Jonathan	22 JUN 1993 22 JAN 1990
ITA	Italy	AMAYA CASSINO Cristina PAPINI Carlo	28 OCT 1988 2 APR 1969
JPN	Japan	KAJINO Harumi KONO Michimune	7 DEC 1973 24 MAR 1980
KOR	Korea	LEE Gunhee LEE Sumin	3 OCT 1998 17 MAY 1987
MEX	Mexico	LONGORIA LOPEZ Paola Michell PORTILLO TORRES Eduardo	20 JUL 1989 3 APR 1999
TPE	Chinese Taipei	HUANG Han-Yang WANG Yuan	26 JUL 2009 24 SEP 2001



Entry List by Event

REVISED
13 AUG 18:28

As of 13 AUG 2025

NOC Code	NOC	Name	Date of Birth
USA	United States	BREDENBECK Jacob	27 SEP 1991
		ROS Naomi	31 AUG 2005

Total: 32 Players

REVISED

Name for LARISSA Faeth (CRC) has been corrected.
Name for JYOTHEEKALYAN Kosetty (IND) has been corrected.

Timing and Results provided by Tissot



Results Summary

As of 17 AUG 2025

Match No.	Round	Time	Teams/Players	Result	Score	Duration
-----------	-------	------	---------------	--------	-------	----------

Date - 14 August 2025

MIXO16	Round of 16	10:00	ACUNA ARA. / FAETH (CRC) beat de LEON E. / CESPEDES. (DOM)	3-1	(11-9 9-11 11-6 11-7)	37min
MIXO9	Round of 16	10:00	BREDENBECK / ROS N (USA) beat HUANG HY / WANG Y (TPE)	3-0	(11-3 11-2 11-3)	17min
MIXO12	Round of 16	11:00	PAPINI C / AMAYA CAS. (ITA) lost to GALICIA L. / MARTINEZ. (GUA)	0-3	(0-11 1-11 1-11)	15min
MIXO13	Round of 16	11:00	IWAASA CE / LAMBERT F (CAN) beat O KEENEY J / HICKEY AM (IRL)	3-0	(11-1 11-5 12-10)	22min
MIXO11	Round of 16	12:00	MOSCOSO O. / BARRIOS R. (BOL) beat LUNSMANN M / GRISAR A (GER)	3-0	(11-8 11-7 11-6)	32min
MIXO14	Round of 16	12:00	KONO M / KAJINO H (JPN) beat LEE G / LEE S (KOR)	3-0	(11-2 11-9 11-5)	35min
MIXO10	Round of 16	13:00	JYOTHEEKAL. / DALVI SA (IND) lost to PORTILLO. / LONGORIA. (MEX)	0-3	(3-11 0-11 1-11)	17min
MIXO15	Round of 16	13:00	GARCIA QU. / VARGAS PA. (ARG) beat UGALDE AL. / VILLACRES. (ECU)	3-0	(11-7 11-5 12-10)	25min

Date - 15 August 2025

MIXO6	Quarterfinals	18:00	MOSCOSO O. / BARRIOS R. (BOL) lost to KONO M / KAJINO H (JPN)	WO	(WO)	
MIXO8	Quarterfinals	18:00	BREDENBECK / ROS N (USA) beat ACUNA ARA. / FAETH (CRC)	3-0	(11-7 11-6 11-5)	31min
MIXO5	Quarterfinals	19:00	IWAASA CE / LAMBERT F (CAN) beat GALICIA L. / MARTINEZ. (GUA)	3-1	(11-9 9-11 11-4 11-8)	41min
MIXO7	Quarterfinals	19:00	GARCIA QU. / VARGAS PA. (ARG) beat PORTILLO. / LONGORIA. (MEX)	3-0	(11-9 11-8 11-4)	35min

Date - 16 August 2025

MIXO4	Semifinals	13:30	BREDENBECK / ROS N (USA) beat IWAASA CE / LAMBERT F (CAN)	3-2	(9-11 11-5 8-11 11-9 11-9)	58min
MIXO3	Semifinals	14:30	KONO M / KAJINO H (JPN) lost to GARCIA QU. / VARGAS PA. (ARG)	0-3	(4-11 7-11 7-11)	24min
MIXO2	Bronze Medal	20:00	IWAASA CE / LAMBERT F (CAN) beat KONO M / KAJINO H (JPN)	3-1	(11-3 11-7 7-11 11-4)	36min

Date - 17 August 2025

MIXO1	Gold Medal	12:30	BREDENBECK / ROS N (USA) beat GARCIA QU. / VARGAS PA. (ARG)	3-0	(11-7 11-9 11-6)	34min
-------	------------	-------	---	-----	------------------	-------

Legend:

No. Number WO Walkover XD Mixed Doubles



Brackets

As of 17 AUG 2025

Round of 16	Quarterfinals	Semifinals	Finals	Medallist
BREDENBECK Jacob / ROS Naomi (USA)	BREDENBECK / ROS N 3-0 (11-3 11-2 11-3)	BREDENBECK / ROS N 3-0 (11-7 11-6 11-5)	BREDENBECK / ROS N 3-2 (9-11 11-5 8-11 11-9 11-9)	Gold Medal BREDENBECK / ROS N (USA) 3-0 (11-7 11-9 11-6)
HUANG Han-Yang / WANG Yuan (TPE)	ACUNA ARAYA Andres / FAETH Larissa (CRC) de LEON E. / CESPEDES. (DOM) 3-1 (11-9 9-11 11-6 11-7)	IWAASA CE / LAMBERT F (CAN) O KEENEY J / HICKEY AM (IRL) 3-0 (11-1 11-5 12-10)	IWAASA CE / LAMBERT F 3-1 (11-9 9-11 11-4 11-8)	
IWAASA CE / LAMBERT F (CAN)	O KEENEY J / HICKEY AM (IRL)	IWAASA CE / LAMBERT F	IWAASA CE / LAMBERT F	
PAPINI Carlo / AMAYA CASSINO Cristina (ITA)	GALICIA L. / MARTINEZ. (GUA) 3-0 (11-0 11-1 11-1)	KONO M / KAJINO H WO	GARCIA QU. / VARGAS PA. 3-0 (11-4 11-7 11-7)	Silver Medal GARCIA QU. / VARGAS PA. (ARG)
MOSCOSO O. / BARRIOS R. (BOL)	LUNSMANN Marcel / GRISAR Angela (GER)	KONO M / KAJINO H 3-0 (11-2 11-9 11-5)	GARCIA QU. / VARGAS PA. 3-0 (11-9 11-8 11-4)	
KONO Michimune / KAJINO Harumi (JPN)	LEE Gunhee / LEE Sumin (KOR)	GARCIA QU. / VARGAS PA. 3-0 (11-7 11-5 12-10)	GARCIA QU. / VARGAS PA. 3-0 (11-3 11-0 11-1)	Bronze Medal IWAASA CE / LAMBERT F KONO M / KAJINO H 3-1 (11-3 11-7 7-11 11-4)
GARCIA QU. / VARGAS PA. (ARG)	UGALDE AL. / VILLACRES. (ECU)	PORTILLO. / LONGORIA. 3-0 (11-3 11-0 11-1)		
JYOTHEEKALYAN K / DALVI SA (IND)	PORTILLO. / LONGORIA. (MEX)			

Legend:
WO Walkover



Medallists

As of 17 AUG 2025

Medal	NOC	Name	Gender
GOLD	USA - United States of America	BREDENBECK Jacob	M
		ROS Naomi	F
SILVER	ARG - Argentina	GARCIA QUISPE Diego	M
		VARGAS PARADA Maria Jose	F
BRONZE	CAN - Canada	IWAASA Coby Evan	M
		LAMBERT Frederique	F

Legend:

F Female

M Male



Final Classification

Rank	Name	NOC Code	Medal
1	BREDENBECK J / ROS N	USA	Gold
2	GARCIA QUISPE D / VARGAS PARADA MJ	ARG	Silver
3	IWAASA CE / LAMBERT F	CAN	Bronze
4	KONO M / KAJINO H	JPN	
5	MOSCOSO ORTIZ CK / BARRIOS REYES SA	BOL	
5	ACUNA ARAYA A / FAETH L	CRC	
5	GALICIA LUTIN EA / MARTINEZ GONZALEZ	GUA	
5	PORTILLO TORRES E / LONGORIA LOPEZ PM	MEX	
9	de LEON ESTEVEZ RM / CESPEDES MONTERO M	DOM	
9	UGALDE ALBORNOZ JD / VILLACRESES SANCHE	ECU	
9	LUNSMANN M / GRISAR A	GER	
9	JYOTHEEKALYAN K / DALVI SA	IND	
9	O KEENEY J / HICKEY AM	IRL	
9	PAPINI C / AMAYA CASSINO C	ITA	
9	LEE G / LEE S	KOR	
9	HUANG HY / WANG Y	TPE	



Results

IWAASA CE/LAMBERT F (CAN)

3 - 1

KONO M/KAJINO H (JPN)

Match Summary

		Match	Game 1	Game 2	Game 3	Game 4	Game 5
IWAASA Coby Evan LAMBERT Frederique	CAN	3	11	11	7	11	
KONO Michimune KAJINO Harumi	JPN	1	3	7	11	4	
Duration		36min	6min	10min	13min	8min	

Match Number: MIXO2

Court: 1

Referees: AGUILAR MARTINEZ Diana Laura (MEX)

Game Progress

1 IWAASA CE / LAMBERT F			0	0	1	2	3	3	4	5	6	7	8	9	10	11
KONO M / KAJINO H			1	2	2	2	2	3	3	3	3	3	3	3	3	3
2 IWAASA CE / LAMBERT F			1	1	2	3	3	3	4	5	6	7	7	8	8	9
KONO M / KAJINO H			0	1	1	1	2	3	3	3	3	4	5	5	6	7
3 IWAASA CE / LAMBERT F			0	0	1	2	2	3	3	3	4	4	5	6	6	6
KONO M / KAJINO H			1	2	2	2	3	3	4	5	5	6	6	6	7	8
4 IWAASA CE / LAMBERT F			0	1	1	1	2	3	3	4	5	6	7	8	9	10
KONO M / KAJINO H			1	1	2	3	3	3	4	4	4	4	4	4	4	4

Legend:

XD Mixed Doubles



Results

BREDENBECK J/ROS N (USA)

3 - 0

GARCIA QUISPE D/VARGAS PARADA MJ (ARG)

Match Summary		Match	Game 1	Game 2	Game 3	Game 4	Game 5
BREDENBECK Jacob ROS Naomi	USA	3	11	11	11		
GARCIA QUISPE Diego VARGAS PARADA Maria Jose	ARG	0	7	9	6		
Duration		34min	7min	13min	14min		

Match Number: MIXO1

Court: 1

Referees: AGUILAR MARTINEZ Diana Laura (MEX)

Game Progress

1	BREDENBECK J / ROS N			1	1	1	2	2	3	3	4	5	6	6	6	7	8	9	10	10	11
	GARCIA QU. / VARGAS PA.			0	1	2	2	3	3	4	4	4	4	5	6	6	6	6	6	7	7
2	BREDENBECK J / ROS N			0	1	1	2	3	4	4	4	5	5	6	7	8	9	10	10	10	10
	GARCIA QU. / VARGAS PA.			1	1	2	2	2	2	3	4	4	5	5	5	5	5	5	6	7	8
3	BREDENBECK J / ROS N			0	0	0	1	2	3	4	4	5	5	6	7	8	8	9	10	11	
	GARCIA QU. / VARGAS PA.			1	2	3	3	3	3	3	4	4	5	5	5	5	6	6	6	6	

Legend:

XD Mixed Doubles



Results

BREDENBECK J/ROS N (USA) 3 - 2 IWAASA CE/LAMBERT F (CAN)

Match Summary		Match	Game 1	Game 2	Game 3	Game 4	Game 5
BREDENBECK Jacob ROS Naomi	USA	3	9	11	8	11	11
IWAASA Coby Evan LAMBERT Frederique	CAN	2	11	5	11	9	9
Duration		58min	9min	9min	10min	11min	14min

Match Number: MIXO4 Court: 1
Referees: KELLER VARGAS Roland (BOL)

Game Progress

1	BREDENBECK J / ROS N		1	1	1	2	2	3	4	4	5	6	6	6	7	7	8	8	8	9	9	
	IWAASA CE / LAMBERT F		0	1	2	2	3	3	3	4	4	4	5	6	7	7	8	8	9	10	10	11
2	BREDENBECK J / ROS N		1	2	2	3	4	5	6	7	7	7	8	8	9	10	10	11				
	IWAASA CE / LAMBERT F		0	0	1	1	1	1	1	1	2	3	3	4	4	4	5	5				
3	BREDENBECK J / ROS N		0	0	0	1	2	3	3	4	4	5	6	7	7	7	7	7	8	8		
	IWAASA CE / LAMBERT F		1	2	3	3	3	3	4	4	5	5	5	5	6	7	8	9	10	10	11	
4	BREDENBECK J / ROS N		1	1	2	3	3	3	4	5	5	5	6	6	7	7	7	7	8	9	10	11
	IWAASA CE / LAMBERT F		0	1	1	1	2	3	3	3	4	5	5	6	6	7	8	9	9	9	9	9
5	BREDENBECK J / ROS N		1	1	2	2	2	2	3	4	5	6	7	7	7	8	8	8	8	9	10	11
	IWAASA CE / LAMBERT F		0	1	1	2	3	4	4	4	4	4	4	5	6	6	7	8	9	9	9	9

Legend:

XD Mixed Doubles



Results

KONO M/KAJINO H (JPN)

0 - 3

GARCIA QUISPE D/VARGAS PARADA MJ (ARG)

Match Summary		Match	Game 1	Game 2	Game 3	Game 4	Game 5
KONO Michimune KAJINO Harumi	JPN	0	4	7	7		
GARCIA QUISPE Diego VARGAS PARADA Maria Jose	ARG	3	11	11	11		
Duration		24min	5min	8min	8min		

Match Number: MIXO3

Court: 1

Referees: CUEVA WEBSTER Juan Francisco (ECU)

Game Progress

1 KONO M / KAJINO H			0	0	0	0	1	1	1	2	3	3	3	3	3	4	4
GARCIA QU. / VARGAS PA.			1	2	3	4	4	5	6	6	6	7	8	9	10	10	11
2 KONO M / KAJINO H			1	1	2	2	3	3	3	4	4	5	5	5	5	6	7
GARCIA QU. / VARGAS PA.			0	1	1	2	2	3	4	4	5	5	6	7	8	9	10
3 KONO M / KAJINO H			0	0	0	1	1	1	1	2	3	3	4	4	5	5	6
GARCIA QU. / VARGAS PA.			1	2	3	3	4	5	6	6	6	7	7	8	8	9	10

Legend:

XD Mixed Doubles



Results

BREDENBECK J/ROS N (USA) 3 - 0 ACUNA ARAYA A/FAETH L (CRC)

Match Summary		Match	Game 1	Game 2	Game 3	Game 4	Game 5
BREDENBECK Jacob ROS Naomi	USA	3	11	11	11		
ACUNA ARAYA Andres FAETH Larissa	CRC	0	7	6	5		
Duration		31min	1min	10min	9min		

Match Number: MIXO8 Court: 1
Referees: KELLER VARGAS Roland (BOL)

Game Progress

1	BREDENBECK J / ROS N			1	2	3	4	4	4	5	5	6	6	6	7	8	9	9	10	10	10	11
	ACUNA ARAYA A / FAETH L			0	0	0	0	1	2	2	3	3	4	5	5	5	5	6	6	7	7	7
2	BREDENBECK J / ROS N			1	2	3	3	3	3	4	4	5	5	6	7	7	8	9	10	11		
	ACUNA ARAYA A / FAETH L			0	0	0	1	2	3	3	4	4	5	5	6	6	6	6	6	6		
3	BREDENBECK J / ROS N			0	1	1	2	3	4	5	6	7	8	8	9	9	10	10	11			
	ACUNA ARAYA A / FAETH L			1	1	2	2	2	2	2	2	2	2	3	3	4	4	5	5			

Legend:

XD Mixed Doubles



Results

MOSCOSO ORTIZ CK/BARRIOS REYES SA (BOL) (WO) KONO M/KAJINO H (JPN)

Match Number: MIX06 **Court:** 2
Referees: AGUILAR MARTINEZ Diana Laura (MEX)

Legend:

XD Mixed Doubles **WO** Walkover



Results

IWAASA CE/LAMBERT F (CAN)

3 - 1

GALICIA LUTIN EA/MARTINEZ GONZALEZ (GUA)

Match Summary

		Match	Game 1	Game 2	Game 3	Game 4	Game 5
IWAASA Coby Evan LAMBERT Frederique	CAN	3	11	9	11	11	
GALICIA LUTIN Edwin Aroldo MARTINEZ GONZALEZ Ana Gabriela	GUA	1	9	11	4	8	
Duration		41min	9min	8min	12min	12min	

Match Number: MIXO5

Court: 2

Referees: GOMEZ REYES Francisco Javier (COL)

Game Progress

1 IWAASA CE / LAMBERT F			1	1	1	2	3	3	3	3	4	5	5	5	5	6	7	8	9	10	10	11
GALICIA L. / MARTINEZ.			0	1	2	2	2	3	4	5	5	5	6	7	8	8	8	8	8	8	9	9
2 IWAASA CE / LAMBERT F			0	1	1	1	2	3	4	4	4	4	5	5	5	5	6	7	7	8	9	9
GALICIA L. / MARTINEZ.			1	1	2	3	3	3	3	4	5	6	6	7	8	9	9	9	10	10	10	11
3 IWAASA CE / LAMBERT F			1	2	2	2	3	3	4	5	6	7	8	8	9	10	11					
GALICIA L. / MARTINEZ.			0	0	1	2	2	3	3	3	3	3	3	4	4	4	4					
4 IWAASA CE / LAMBERT F			1	2	3	3	4	5	5	6	6	6	6	7	7	7	8	8	9	10	11	
GALICIA L. / MARTINEZ.			0	0	0	1	1	1	2	2	3	4	5	5	6	7	7	8	8	8	8	

Legend:

XD Mixed Doubles



Results

GARCIA QUISPE D/VARGAS PARADA MJ (ARG) 3 - 0 PORTILLO TORRES E/LONGORIA LOPEZ PM (MEX)

Match Summary		Match	Game 1	Game 2	Game 3	Game 4	Game 5
GARCIA QUISPE Diego VARGAS PARADA Maria Jose	ARG	3	11	11	11		
PORTILLO TORRES Eduardo LONGORIA LOPEZ Paola Michell	MEX	0	9	8	4		
Duration		35min	11min	12min	10min		

Match Number: MIXO7 **Court:** 1
Referees: CUEVA WEBSTER Juan Francisco (ECU)

Game Progress

1	GARCIA QU. / VARGAS PA.		1	1	1	1	2	3	4	5	5	6	6	6	6	7	8	9	10	10	10	11
	PORTILLO. / LONGORIA.		0	1	2	3	3	3	3	3	4	4	5	6	7	7	7	7	7	8	9	9
2	GARCIA QU. / VARGAS PA.		1	1	2	2	3	4	4	4	4	4	5	5	5	6	7	8	9	10	11	
	PORTILLO. / LONGORIA.		0	1	1	2	2	2	3	4	5	6	6	7	8	8	8	8	8	8	8	
3	GARCIA QU. / VARGAS PA.		1	2	3	4	5	6	6	7	8	9	9	10	10	10	10	11				
	PORTILLO. / LONGORIA.		0	0	0	0	0	0	1	1	1	1	2	2	3	4	4					

Legend:

XD Mixed Doubles



Results

BREDENBECK J/ROS N (USA) 3 - 0 HUANG HY/WANG Y (TPE)

Match Summary		Match	Game 1	Game 2	Game 3	Game 4	Game 5
BREDENBECK Jacob ROS Naomi	USA	3	11	11	11		
HUANG Han-Yang WANG Yuan	TPE	0	3	2	3		
Duration		17min	4min	6min	6min		

Match Number: MIXO9 Court: 2
Referees: KELLER VARGAS Roland (BOL)

Game Progress

1	BREDENBECK J / ROS N			1	2	3	4	4	5	6	7	7	8	9	10	10	11
	HUANG Han-Yang / WANG Yuan			0	0	0	0	1	1	1	1	2	2	2	2	3	3
2	BREDENBECK J / ROS N			1	2	3	3	4	5	6	7	8	9	9	10	11	
	HUANG Han-Yang / WANG Yuan			0	0	0	1	1	1	1	1	1	1	2	2	2	
3	BREDENBECK J / ROS N			1	1	2	2	3	3	4	5	6	7	8	9	10	11
	HUANG Han-Yang / WANG Yuan			0	1	1	2	2	3	3	3	3	3	3	3	3	3

Legend:

XD Mixed Doubles



Results

ACUNA ARAYA A/FAETH L (CRC)

3 - 1

de LEON ESTEVEZ RM/CESPEDES MONTERO M (DOM)

Match Summary		Match	Game 1	Game 2	Game 3	Game 4	Game 5
ACUNA ARAYA Andres FAETH Larissa	CRC	3	11	9	11	11	
DE LEON ESTEVEZ Ramon Miguel CESPEDES MONTERO Maria Jesus	DOM	1	9	11	6	7	
Duration		37min	8min	8min	6min	10min	

Match Number: MIXO16

Court: 1

Referees: GOMEZ REYES Francisco Javier (COL)

Game Progress

1 ACUNA ARAYA A / FAETH L de LEON E. / CESPEDES.			1	2	2	2	2	2	3	4	5	6	7	8	8	8	9	10	10	10	10	11
			0	0	1	2	3	4	4	4	4	4	4	4	5	6	6	6	7	8	9	9
2 ACUNA ARAYA A / FAETH L de LEON E. / CESPEDES.			1	1	1	2	3	4	5	5	5	6	6	7	7	8	9	9	9	9	9	9
			0	1	2	2	2	2	2	3	4	4	5	5	6	6	6	7	8	9	10	11
3 ACUNA ARAYA A / FAETH L de LEON E. / CESPEDES.			1	2	3	4	5	6	7	8	8	8	8	9	9	9	10	10	11			
			0	0	0	0	0	0	0	0	1	2	3	3	4	5	5	6	6			
4 ACUNA ARAYA A / FAETH L de LEON E. / CESPEDES.			1	1	2	3	3	4	5	6	7	8	8	8	9	10	10	10	10	11		
			0	1	1	1	2	2	2	2	2	2	3	4	4	4	5	6	7	7		

Legend:

XD Mixed Doubles

Timing and Results provided by Tissot

RQLXDOUBLES-----8FNL000200--_73 v1.0

Report Created THU 14 AUG 2025 10:38

Page 1/1



Results

IWAASA CE/LAMBERT F (CAN) 3 - 0 O KEENEY J/HICKEY AM (IRL)

Match Summary		Match	Game 1	Game 2	Game 3	Game 4	Game 5
IWAASA Coby Evan LAMBERT Frederique	CAN	3	11	11	12		
O KEENEY Jonathan HICKEY Aisling Marie	IRL	0	1	5	10		
Duration		22min	4min	5min	10min		

Match Number: MIXO13 Court: 1
Referees: CUEVA WEBSTER Juan Francisco (ECU)

Game Progress

1 IWAASA CE / LAMBERT F			1	2	3	4	4	5	6	7	8	9	10	11
O KEENEY J / HICKEY AM			0	0	0	0	1	1	1	1	1	1	1	1
2 IWAASA CE / LAMBERT F			0	1	2	3	4	5	5	5	6	7	7	8
O KEENEY J / HICKEY AM			1	1	1	1	1	1	2	3	4	4	5	5
3 IWAASA CE / LAMBERT F			1	1	1	1	2	2	3	3	4	4	4	4
O KEENEY J / HICKEY AM			0	1	2	3	3	4	4	5	5	6	7	8

Legend:
XD Mixed Doubles



Results

PAPINI C/AMAYA CASSINO C (ITA)

0 - 3

GALICIA LUTIN EA/MARTINEZ GONZALEZ (GUA)

Match Summary		Match	Game 1	Game 2	Game 3	Game 4	Game 5
PAPINI Carlo AMAYA CASSINO Cristina	ITA	0	0	1	1		
GALICIA LUTIN Edwin Aroldo MARTINEZ GONZALEZ Ana Gabriela	GUA	3	11	11	11		
Duration		15min	4min	5min	6min		

Match Number: MIXO12

Court: 2

Referees: AGUILAR MARTINEZ Diana Laura (MEX)

Game Progress

1 PAPINI C / AMAYA CASSINO C			0	0	0	0	0	0	0	0	0	0	0
GALICIA L. / MARTINEZ.			1	2	3	4	5	6	7	8	9	10	11
2 PAPINI C / AMAYA CASSINO C			0	0	1	1	1	1	1	1	1	1	1
GALICIA L. / MARTINEZ.			1	2	2	3	4	5	6	7	8	9	10
3 PAPINI C / AMAYA CASSINO C			0	0	0	1	1	1	1	1	1	1	1
GALICIA L. / MARTINEZ.			1	2	3	3	4	5	6	7	8	9	10

Legend:

XD Mixed Doubles



Results

MOSCOSO ORTIZ CK/BARRIOS REYES SA (BOL) 3 - 0 LUNSMANN M/GRISAR A (GER)

Match Summary		Match	Game 1	Game 2	Game 3	Game 4	Game 5
MOSCOSO ORTIZ Conrado Kevin BARRIOS REYES Stefanny Angelica	BOL	3	11	11	11		
LUNSMANN Marcel GRISAR Angela	GER	0	8	7	6		
Duration		32min	8min	12min	12min		

Match Number: MIXO11 Court: 2
Referees: GOMEZ REYES Francisco Javier (COL)

Game Progress

1	MOSCOSO O. / BARRIOS R.			0	0	0	0	1	2	3	4	5	5	6	7	8	9	9	9	9	10	11
	LUNSMANN M / GRISAR A			1	2	3	4	4	4	4	4	4	5	5	5	5	5	6	7	8	8	8
2	MOSCOSO O. / BARRIOS R.			0	0	1	2	2	3	4	5	6	7	7	7	8	9	10	10	11		
	LUNSMANN M / GRISAR A			1	2	2	2	3	3	3	3	3	3	4	5	6	6	6	6	7	7	
3	MOSCOSO O. / BARRIOS R.			0	1	2	2	3	4	4	5	6	7	7	7	8	8	9	10	11		
	LUNSMANN M / GRISAR A			1	1	1	2	2	2	3	3	3	3	4	5	5	6	6	6	6		

Legend:

XD Mixed Doubles



Results

KONO M/KAJINO H (JPN) 3 - 0 LEE G/LEE S (KOR)

Match Summary		Match	Game 1	Game 2	Game 3	Game 4	Game 5
KONO Michimune KAJINO Harumi	JPN	3	11	11	11		
LEE Gunhee LEE Sumin	KOR	0	2	9	5		
Duration		35min	7min	14min	10min		

Match Number: MIXO14 Court: 1
Referees: KELLER VARGAS Roland (BOL)

Game Progress

1	KONO M / KAJINO H			1	2	3	4	5	6	7	7	8	9	10	10	11							
	LEE Gunhee / LEE Sumin			0	0	0	0	0	0	0	1	1	1	1	2	2							
2	KONO M / KAJINO H			1	1	1	1	2	3	4	5	6	6	6	7	8	8	8	9	10	10	11	
	LEE Gunhee / LEE Sumin			0	1	2	3	3	3	3	3	3	4	5	6	6	6	7	8	8	8	9	9
3	KONO M / KAJINO H			0	0	1	2	2	3	4	5	5	5	6	7	8	9	10	11				
	LEE Gunhee / LEE Sumin			1	2	2	2	3	3	3	3	4	5	5	5	5	5	5	5				

Legend:
XD Mixed Doubles



Results

GARCIA QUISPE D/VARGAS PARADA MJ (ARG)

3 - 0

UGALDE ALBORNOZ JD/VILLACRESES SANCHE (ECU)

Match Summary		Match	Game 1	Game 2	Game 3	Game 4	Game 5
GARCIA QUISPE Diego VARGAS PARADA Maria Jose	ARG	3	11	11	12		
UGALDE ALBORNOZ Jose Daniel VILLACRESES SANCHEZ Maria Angela	ECU	0	7	5	10		
Duration		25min	6min	7min	11min		

Match Number: MIXO15

Court: 1

Referees: AGUILAR MARTINEZ Diana Laura (MEX)

Game Progress

1	GARCIA QU. / VARGAS PA.			1	2	3	4	4	4	4	5	6	6	7	7	7	8	9	9	10	11			
	UGALDE AL. / VILLACRES.			0	0	0	0	1	2	3	3	3	4	4	5	6	6	6	7	7	7			
2	GARCIA QU. / VARGAS PA.			1	1	2	2	3	4	5	5	6	6	7	8	8	9	10	11					
	UGALDE AL. / VILLACRES.			0	1	1	2	2	2	2	3	3	4	4	4	5	5	5	5					
3	GARCIA QU. / VARGAS PA.			0	0	1	1	1	2	3	4	4	5	6	6	6	6	6	7	8	9	10	11	12
	UGALDE AL. / VILLACRES.			1	2	2	3	4	4	4	4	5	5	5	6	7	8	9	10	10	10	10	10	10

Legend:

XD Mixed Doubles



Results

JYOTHEEKALYAN K/DALVI SA (IND)

0 - 3

PORTILLO TORRES E/LONGORIA LOPEZ PM (MEX)

Match Summary		Match	Game 1	Game 2	Game 3	Game 4	Game 5
JYOTHEEKALYAN Kosetty DALVI Shilpa Amol	IND	0	3	0	1		
PORTILLO TORRES Eduardo LONGORIA LOPEZ Paola Michell	MEX	3	11	11	11		
Duration		17min	7min	5min	4min		

Match Number: MIXO10

Court: 2

Referees: CUEVA WEBSTER Juan Francisco (ECU)

Game Progress

1 JYOTHEEKALYAN K / DALVI SA			0	1	1	2	2	2	3	3	3	3	3	3	3	3
PORTILLO. / LONGORIA.			1	1	2	2	3	4	4	5	6	7	8	9	10	11
2 JYOTHEEKALYAN K / DALVI SA			0	0	0	0	0	0	0	0	0	0	0	0	0	0
PORTILLO. / LONGORIA.			1	2	3	4	5	6	7	8	9	10	11			
3 JYOTHEEKALYAN K / DALVI SA			1	1	1	1	1	1	1	1	1	1	1	1	1	1
PORTILLO. / LONGORIA.			0	1	2	3	4	5	6	7	8	9	10	11		

Legend:

XD Mixed Doubles

Timing and Results provided by Tissot



TWG
2025
CHENGDU



SAMBO

RESULTS BOOK

TABLE OF CONTENTS



39	Sambo	4184
39.1	Table of Contents	4185
39.2	Number of Entries by NOC	4192
39.3	Entry List by NOC	4194
39.4	Session Programme	4198
39.4.1	Session Programme - Session 1	4198
39.4.2	Session Programme - Session 2	4201
39.4.3	Session Programme - Session 3	4202
39.4.4	Session Programme - Session 4	4205
39.5	Results Summary by Session	4206
39.5.1	Results Summary - Session 1	4206
39.5.2	Results Summary - Session 2	4209
39.5.3	Results Summary - Session 3	4210
39.5.4	Results Summary - Session 4	4213
39.6	Medallists by Event	4214
39.7	Medal Standings	4216
39.8	Men's Combat -64kg	4217
39.8.1	Entry List by Event	4218
39.8.2	Brackets	4219
39.8.3	Medallists	4220
39.8.4	Finals	4221
39.8.4.1	Bronze Medal Bout #2226 Results	4221
39.8.4.2	Gold Medal Bout #2232 Results	4222
39.8.5	Semifinals	4223
39.8.5.1	Bout #2210 Results	4223
39.8.5.2	Bout #2211 Results	4224
39.8.6	Quarterfinals	4225
39.8.6.1	Bout #2103 Results	4225
39.8.6.2	Bout #2203 Results	4226
39.8.6.3	Bout #2104 Results	4227
39.8.6.4	Bout #2204 Results	4228
39.9	Men's Combat -71kg	4229
39.9.1	Entry List by Event	4230
39.9.2	Brackets	4231
39.9.3	Medallists	4232
39.9.4	Finals	4233
39.9.4.1	Bronze Medal Bout #1226 Results	4233

RESULTS BOOK

TABLE OF CONTENTS

39.9.4.2	Gold Medal Bout #1232 Results	4234
39.9.5	Semifinals	4235
39.9.5.1	Bout #1215 Results	4235
39.9.5.2	Bout #1216 Results	4236
39.9.6	Quarterfinals	4237
39.9.6.1	Bout #1103 Results	4237
39.9.6.2	Bout #1203 Results	4238
39.9.6.3	Bout #1104 Results	4239
39.9.6.4	Bout #1204 Results	4240
39.10	Men's Combat -79kg	4241
39.10.1	Entry List by Event	4242
39.10.2	Brackets	4243
39.10.3	Medallists	4244
39.10.4	Finals	4245
39.10.4.1	Bronze Medal Bout #1228 Results	4245
39.10.4.2	Gold Medal Bout #1234 Results	4246
39.10.5	Semifinals	4247
39.10.5.1	Bout #1219 Results	4247
39.10.5.2	Bout #1220 Results	4248
39.10.6	Quarterfinals	4249
39.10.6.1	Bout #1107 Results	4249
39.10.6.2	Bout #1207 Results	4250
39.10.6.3	Bout #1108 Results	4251
39.10.6.4	Bout #1208 Results	4252
39.11	Men's Combat -88kg	4253
39.11.1	Entry List by Event	4254
39.11.2	Brackets	4255
39.11.3	Medallists	4256
39.11.4	Finals	4257
39.11.4.1	Bronze Medal Bout #1230 Results	4257
39.11.4.2	Gold Medal Bout #1236 Results	4258
39.11.5	Semifinals	4259
39.11.5.1	Bout #1223 Results	4259
39.11.5.2	Bout #1224 Results	4260
39.11.6	Quarterfinals	4261
39.11.6.1	Bout #1111 Results	4261
39.11.6.2	Bout #1211 Results	4262
39.11.6.3	Bout #1112 Results	4263
39.11.6.4	Bout #1212 Results	4264
39.12	Men's Combat -98kg	4265
39.12.1	Entry List by Event	4266
39.12.2	Brackets	4267
39.12.3	Medallists	4268
39.12.4	Finals	4269

RESULTS BOOK

TABLE OF CONTENTS

39.12.4.1	Bronze Medal Bout #2228 Results	4269
39.12.4.2	Gold Medal Bout #2234 Results	4270
39.12.5	Semifinals	4271
39.12.5.1	Bout #2214 Results	4271
39.12.5.2	Bout #2215 Results	4272
39.12.6	Quarterfinals	4273
39.12.6.1	Bout #2206 Results	4273
39.12.6.2	Bout #2107 Results	4274
39.12.6.3	Bout #2207 Results	4275
39.12.6.4	Bout #2108 Results	4276
39.13	Men's Team	4277
39.13.1	Entry List by Event	4278
39.13.2	Brackets	4279
39.13.3	Medallists	4280
39.13.4	Finals	4281
39.13.4.1	Bronze Medal Bout #2230 Results	4281
39.13.4.2	Gold Medal Bout #2236 Results	4282
39.13.5	Semifinals	4283
39.13.5.1	Bout #2223 Results	4283
39.13.5.2	Bout #2224 Results	4284
39.13.6	Quarterfinals	4285
39.13.6.1	Bout #2112 Results	4285
39.13.6.2	Bout #2219 Results	4286
39.14	Women's Combat -54kg	4287
39.14.1	Entry List by Event	4288
39.14.2	Brackets	4289
39.14.3	Medallists	4290
39.14.4	Finals	4291
39.14.4.1	Bronze Medal Bout #2225 Results	4291
39.14.4.2	Gold Medal Bout #2231 Results	4292
39.14.5	Semifinals	4293
39.14.5.1	Bout #2208 Results	4293
39.14.5.2	Bout #2209 Results	4294
39.14.6	Quarterfinals	4295
39.14.6.1	Bout #2101 Results	4295
39.14.6.2	Bout #2201 Results	4296
39.14.6.3	Bout #2102 Results	4297
39.14.6.4	Bout #2202 Results	4298
39.15	Women's Combat -59kg	4299
39.15.1	Entry List by Event	4300
39.15.2	Brackets	4301
39.15.3	Medallists	4302
39.15.4	Finals	4303
39.15.4.1	Bronze Medal Bout #1225 Results	4303

RESULTS BOOK

TABLE OF CONTENTS

39.15.4.2	Gold Medal Bout #1231 Results	4304
39.15.5	Semifinals	4305
39.15.5.1	Bout #1213 Results	4305
39.15.5.2	Bout #1214 Results	4306
39.15.6	Quarterfinals	4307
39.15.6.1	Bout #1101 Results	4307
39.15.6.2	Bout #1201 Results	4308
39.15.6.3	Bout #1102 Results	4309
39.15.6.4	Bout #1202 Results	4310
39.16	Women's Combat -65kg	4311
39.16.1	Entry List by Event	4312
39.16.2	Brackets	4313
39.16.3	Medallists	4314
39.16.4	Finals	4315
39.16.4.1	Bronze Medal Bout #1227 Results	4315
39.16.4.2	Gold Medal Bout #1233 Results	4316
39.16.5	Semifinals	4317
39.16.5.1	Bout #1217 Results	4317
39.16.5.2	Bout #1218 Results	4318
39.16.6	Quarterfinals	4319
39.16.6.1	Bout #1105 Results	4319
39.16.6.2	Bout #1205 Results	4320
39.16.6.3	Bout #1106 Results	4321
39.16.6.4	Bout #1206 Results	4322
39.17	Women's Combat -72kg	4323
39.17.1	Entry List by Event	4324
39.17.2	Brackets	4325
39.17.3	Medallists	4326
39.17.4	Finals	4327
39.17.4.1	Bronze Medal Bout #1229 Results	4327
39.17.4.2	Gold Medal Bout #1235 Results	4328
39.17.5	Semifinals	4329
39.17.5.1	Bout #1221 Results	4329
39.17.5.2	Bout #1222 Results	4330
39.17.6	Quarterfinals	4331
39.17.6.1	Bout #1109 Results	4331
39.17.6.2	Bout #1209 Results	4332
39.17.6.3	Bout #1110 Results	4333
39.17.6.4	Bout #1210 Results	4334
39.18	Women's Combat -80kg	4335
39.18.1	Entry List by Event	4336
39.18.2	Brackets	4337
39.18.3	Medallists	4338
39.18.4	Finals	4339

RESULTS BOOK

TABLE OF CONTENTS

39.18.4.1	Bronze Medal Bout #2227 Results	4339
39.18.4.2	Gold Medal Bout #2233 Results	4340
39.18.5	Semifinals	4341
39.18.5.1	Bout #2212 Results	4341
39.18.5.2	Bout #2213 Results	4342
39.18.6	Quarterfinals	4343
39.18.6.1	Bout #2105 Results	4343
39.18.6.2	Bout #2205 Results	4344
39.18.6.3	Bout #2106 Results	4345
39.19	Women's Team	4346
39.19.1	Entry List by Event	4347
39.19.2	Brackets	4348
39.19.3	Medallists	4349
39.19.4	Finals	4350
39.19.4.1	Bronze Medal Bout #2229 Results	4350
39.19.4.2	Gold Medal Bout #2235 Results	4351
39.19.5	Semifinals	4352
39.19.5.1	Bout #2221 Results	4352
39.19.5.2	Bout #2222 Results	4353
39.19.6	Quarterfinals	4354
39.19.6.1	Bout #2218 Results	4354



Number of Entries by Country

As of TUE 12 AUG 2025

NOC Code	Continent / NOC	Women							Men							Total
		Combat -54kg	Combat -59kg	Combat -65kg	Combat -72kg	Combat -80kg	Team	Total	Combat -64kg	Combat -71kg	Combat -79kg	Combat -88kg	Combat -98kg	Team	Total	
	Africa															
CMR	CAMEROON	0	0	0	1	0	0	1	0	0	1	0	1	1	3	4
EGY	EGYPT	1	1	0	0	0	1	3	0	1	0	0	0	0	1	4
MAR	MOROCCO	0	0	1	0	0	0	1	1	0	0	1	0	1	3	4
Total	Africa	1	1	1	1	0	1	5	1	1	1	1	1	2	7	12
	Asia															
KAZ	KAZAKHSTAN	1	1	1	1	1	1	6	1	1	1	1	0	1	5	11
KGZ	KYRGYZSTAN	1	0	0	0	1	1	3	1	1	0	1	1	1	5	8
MGL	MONGOLIA	0	1	0	1	0	1	3	0	0	0	0	0	0	0	3
PHI	PHILIPPINES	0	0	0	0	1	0	1	0	0	0	0	0	0	0	1
UZB	UZBEKISTAN	1	1	1	1	1	1	6	0	0	1	1	1	1	4	10
Total	Asia	3	3	2	3	4	4	19	2	2	2	3	2	3	14	33
	Europe															
ARM	ARMENIA	1	1	0	0	0	1	3	1	0	1	0	1	1	4	7
CRO	CROATIA	0	0	0	0	1	0	1	0	1	0	0	0	0	1	2
FRA	FRANCE	1	0	0	0	0	0	1	0	0	0	0	0	0	0	1
ISR	ISRAEL	0	0	1	1	0	1	3	0	0	0	0	0	0	0	3
ITA	ITALY	0	0	0	0	0	0	0	1	0	0	0	0	0	1	1
NED	NETHERLANDS	0	0	0	0	0	0	0	0	0	0	0	1	0	1	1
SRB	SERBIA	0	0	0	0	0	0	0	0	1	0	0	0	0	1	1
UKR	UKRAINE	0	0	1	1	0	1	3	1	1	1	1	1	1	6	9
Total	Europe	2	1	2	2	1	3	11	3	3	2	1	3	2	14	25
	Oceania															
AUS	AUSTRALIA	0	0	0	0	0	0	0	0	0	0	1	0	0	1	1
Total	Oceania	0	0	0	0	0	0	0	0	0	0	1	0	0	1	1
	Pan America															
COL	COLOMBIA	0	0	0	0	0	0	0	0	0	1	0	0	0	1	1
CRC	COSTA RICA	0	1	0	0	1	1	3	0	0	0	0	0	0	0	3
DOM	DOMINICAN REPUBLIC	0	0	1	0	0	0	1	0	0	0	0	0	0	0	1
JAM	JAMAICA	0	0	0	0	0	0	0	0	0	0	1	0	0	1	1
MEX	MEXICO	0	0	0	1	1	0	2	0	0	0	0	0	0	0	2
USA	UNITED STATES OF AMERICA	0	0	0	0	0	0	0	0	0	1	0	0	0	1	1
VEN	VENEZUELA	1	0	1	0	0	1	3	1	1	0	0	1	1	4	7
Total	Pan America	1	1	2	1	2	2	9	1	1	2	1	1	1	7	16



Number of Entries by Country

As of TUE 12 AUG 2025

NOC Code	Continent / NOC	Women							Men							Total
		Combat -54kg	Combat -59kg	Combat -65kg	Combat -72kg	Combat -80kg	Team	Total	Combat -64kg	Combat -71kg	Combat -79kg	Combat -88kg	Combat -98kg	Team	Total	
AIN	AIN	1	2	1	1	0	0	5	1	1	1	1	1	0	5	10
Total		1	2	1	1	0	0	5	1	1	1	1	1	0	5	10
Total		8	8	8	8	7	10	49	8	8	8	8	8	8	48	97



Entry List by NOC

As of TUE 12 AUG 2025

NOC	Name	Event	Date of Birth
AIN - AIN			
	ABGARIAN Ovanes	Men's Combat -79kg	19 OCT 1993
	ALIKHANOV Abusupiyan	Men's Combat -88kg	01 MAY 1989
	GASANOV Magomed	Men's Combat -98kg	10 JUN 1999
	KHABIBULAEV Sheikh-mansur	Men's Combat -64kg	27 APR 1994
	ZINNATOV Rolan	Men's Combat -71kg	26 DEC 1996
	DOROSHENKO Mariia	Women's Combat -54kg	16 MAY 2003
	ISTOMINA Sofia	Women's Combat -65kg	22 MAR 2005
	LAPAYEVA Yelizaveta	Women's Combat -59kg	15 MAR 2003
	MEDVEDEVA Alesia	Women's Combat -72kg	04 JUL 1995
	SERDIUK Nina	Women's Combat -59kg	15 NOV 2002
ARM - ARMENIA			
	AVANESYAN Arman	Men's Combat -98kg	24 DEC 1999
	AVANESYAN Arman	Men's Team	24 DEC 1999
	NERSESYAN Mayis	Men's Combat -64kg	15 MAR 1992
	NERSESYAN Mayis	Men's Team	15 MAR 1992
	VARDANYAN Sargis	Men's Combat -79kg	01 JUN 1989
	VARDANYAN Sargis	Men's Team	01 JUN 1989
	HOVAKIMYAN Srбуhi	Women's Combat -59kg	01 FEB 2001
	HOVAKIMYAN Srбуhi	Women's Team	01 FEB 2001
	MNATSAKANYAN Arpine	Women's Combat -54kg	15 AUG 2002
	MNATSAKANYAN Arpine	Women's Team	15 AUG 2002
AUS - AUSTRALIA			
	TEMESI Sebastian	Men's Combat -88kg	24 APR 1990
CMR - CAMEROON			
	BESSALA AWONO Joseph	Men's Combat -79kg	28 MAR 2001
	BESSALA AWONO Joseph	Men's Team	28 MAR 2001
	NJI MOULUH Seidou	Men's Combat -98kg	12 JUL 1993
	NJI MOULUH Seidou	Men's Team	12 JUL 1993
	KENGNI Reine Kevine	Women's Combat -72kg	20 DEC 1993
COL - COLOMBIA			
	CONTRERAS Juan	Men's Combat -79kg	04 JAN 1996
CRC - COSTA RICA			
	CASTRO Nicole	Women's Combat -80kg	22 MAR 2001
	CASTRO Nicole	Women's Team	22 MAR 2001
	CORDOBA Reina	Women's Combat -59kg	15 MAR 1979
	CORDOBA Reina	Women's Team	15 MAR 1979
CRO - CROATIA			
	SUMPOR Patrik	Men's Combat -71kg	23 MAY 1998
	VUKSANIC Lara	Women's Combat -80kg	07 AUG 2000



Entry List by NOC

As of TUE 12 AUG 2025

NOC	Name	Event	Date of Birth
DOM - DOMINICAN REPUBLIC			
	PENA Maria	Women's Combat -65kg	05 SEP 1995
EGY - EGYPT			
	ELBITAR Atef Nageh	Men's Combat -71kg	16 MAY 2003
	AHMED Sama	Women's Combat -54kg	05 FEB 2002
	AHMED Sama	Women's Team	05 FEB 2002
	ATTA Fatma	Women's Combat -59kg	26 AUG 1999
	ATTA Fatma	Women's Team	26 AUG 1999
	HANY Eman	Women's Team	10 AUG 2002
FRA - FRANCE			
	BOUSNANE Siham	Women's Combat -54kg	12 FEB 2000
ISR - ISRAEL			
	BLOCK Nili	Women's Combat -65kg	16 JAN 1995
	BLOCK Nili	Women's Team	16 JAN 1995
	NISIMIAN Shaked	Women's Combat -72kg	27 MAY 2003
	NISIMIAN Shaked	Women's Team	27 MAY 2003
ITA - ITALY			
	DIFALCO Dario	Men's Combat -64kg	21 JAN 1992
JAM - JAMAICA			
	COLQUHOUN Matthew	Men's Combat -88kg	24 NOV 1993
KAZ - KAZAKHSTAN			
	DUISEMBEKOV Bakytzhan	Men's Combat -79kg	22 MAR 1994
	DUISEMBEKOV Bakytzhan	Men's Team	22 MAR 1994
	RAKHMETOLLIN Maratbek	Men's Combat -64kg	06 MAR 1998
	RAKHMETOLLIN Maratbek	Men's Team	06 MAR 1998
	TERGEUBEKOV Tanirbergen	Men's Combat -88kg	06 MAR 2001
	TERGEUBEKOV Tanirbergen	Men's Team	06 MAR 2001
	TOLEUKHAN Niyetkhan	Men's Combat -71kg	04 OCT 1996
	TOLEUKHAN Niyetkhan	Men's Team	04 OCT 1996
	ADILOVA Ulbossyn	Women's Combat -80kg	05 MAR 2005
	ADILOVA Ulbossyn	Women's Team	05 MAR 2005
	AKZHIGITOVA Ainur	Women's Combat -65kg	03 AUG 1996
	AKZHIGITOVA Ainur	Women's Team	03 AUG 1996
	BIZAK Marzhan	Women's Combat -59kg	28 DEC 1997
	BIZAK Marzhan	Women's Team	28 DEC 1997
	KABRAIKYZY Kuralay	Women's Combat -54kg	21 MAY 1996
	KABRAIKYZY Kuralay	Women's Team	21 MAY 1996
	KENESSARY Aruzhan	Women's Combat -72kg	03 OCT 2003
	KENESSARY Aruzhan	Women's Team	03 OCT 2003
KGZ - KYRGYZSTAN			



Entry List by NOC

As of TUE 12 AUG 2025

NOC	Name	Event	Date of Birth
	BARAKANOV Saiak	Men's Combat -64kg	05 SEP 1994
	BARAKANOV Saiak	Men's Team	05 SEP 1994
	ERKEBAI UULU Bekten	Men's Combat -88kg	30 JAN 1994
	ERKEBAI UULU Bekten	Men's Team	30 JAN 1994
	ZAMIRBEK UULU Kurmanbek	Men's Combat -71kg	04 MAR 2001
	ZAMIRBEK UULU Kurmanbek	Men's Team	04 MAR 2001
	ZHEEMYRSAEV Beknazar	Men's Combat -98kg	13 OCT 1999
	ZHEEMYRSAEV Beknazar	Men's Team	13 OCT 1999
	NURADILOVA Meerimai	Women's Combat -80kg	18 AUG 1998
	NURADILOVA Meerimai	Women's Team	18 AUG 1998
	USON KYZY Akak	Women's Combat -54kg	07 JUN 2005
	USON KYZY Akak	Women's Team	07 JUN 2005
MEX - MEXICO			
	CASTILLO BARRANCO Rosa	Women's Combat -72kg	22 JUL 2004
	HERNANDEZ Nancy	Women's Combat -80kg	20 OCT 1982
MGL - MONGOLIA			
	ENKHBAATAR Nomintuya	Women's Combat -59kg	26 NOV 2001
	ENKHBAATAR Nomintuya	Women's Team	26 NOV 2001
	URAN-ULZII Anujin	Women's Combat -72kg	20 SEP 2005
	URAN-ULZII Anujin	Women's Team	20 SEP 2005
MAR - MOROCCO			
	LAARIF Wail	Men's Combat -64kg	31 JAN 2005
	LAARIF Wail	Men's Team	31 JAN 2005
	MOUKNAJ Mustapha	Men's Combat -88kg	14 MAY 1993
	MOUKNAJ Mustapha	Men's Team	14 MAY 1993
	MANDAR Sanaa	Women's Combat -65kg	08 JAN 1988
NED - NETHERLANDS			
	VAN DEN BRINK Remco	Men's Combat -98kg	20 MAY 1989
PHI - PHILIPPINES			
	YAP Aislinn Agnes	Women's Combat -80kg	31 MAR 1998
SRB - SERBIA			
	ZUPARIC Stefan	Men's Combat -71kg	27 APR 1999
UKR - UKRAINE			
	DAVYDENKO Petro	Men's Combat -88kg	03 JUL 1996
	DAVYDENKO Petro	Men's Team	03 JUL 1996
	KUCHERENKO Andrii	Men's Combat -71kg	30 MAR 1998
	KUCHERENKO Andrii	Men's Team	30 MAR 1998
	RUDNIEV Vladyslav	Men's Combat -79kg	25 JUN 1996
	RUDNIEV Vladyslav	Men's Team	25 JUN 1996
	VOLOSHYNOV Anatolii	Men's Combat -98kg	17 JUN 1979



Entry List by NOC

As of TUE 12 AUG 2025

NOC	Name	Event	Date of Birth
	VOLOSHYNOV Anatolii	Men's Team	17 JUN 1979
	VOROPAIEV Oleksandr	Men's Combat -64kg	01 APR 1990
	VOROPAIEV Oleksandr	Men's Team	01 APR 1990
	LYSENKO Anhelina	Women's Combat -72kg	27 OCT 2004
	LYSENKO Anhelina	Women's Team	27 OCT 2004
	POZDNIA Yevheniia	Women's Combat -65kg	12 JUN 1985
	POZDNIA Yevheniia	Women's Team	12 JUN 1985
USA - UNITED STATES OF AMERICA			
	SMITH Jesse	Men's Combat -79kg	20 DEC 1993
UZB - UZBEKISTAN			
	KHASANBOEV Sokhibjon	Men's Combat -88kg	08 NOV 2000
	KHASANBOEV Sokhibjon	Men's Team	08 NOV 2000
	KUSHAIEV Sharif	Men's Combat -79kg	11 FEB 1995
	KUSHAIEV Sharif	Men's Team	11 FEB 1995
	MUROTOV Ozodbek	Men's Combat -98kg	01 SEP 2000
	MUROTOV Ozodbek	Men's Team	01 SEP 2000
	ABDULLAEVA Mavluda	Women's Combat -80kg	07 OCT 2003
	ABDULLAEVA Mavluda	Women's Team	07 OCT 2003
	AZATOVA Shakhzoda	Women's Combat -59kg	27 APR 2004
	AZATOVA Shakhzoda	Women's Team	27 APR 2004
	BOBOKULOVA Feruza	Women's Combat -65kg	26 MAY 2004
	BOBOKULOVA Feruza	Women's Team	26 MAY 2004
	SALOKHIDDINOVA Madinabonu	Women's Combat -72kg	04 JUL 1991
	SALOKHIDDINOVA Madinabonu	Women's Team	04 JUL 1991
	URAKOVA Gulsevar	Women's Combat -54kg	13 MAR 2005
	URAKOVA Gulsevar	Women's Team	13 MAR 2005
VEN - VENEZUELA			
	AMAYA Paul	Men's Combat -71kg	06 JUN 2001
	AMAYA Paul	Men's Team	06 JUN 2001
	BORREGALES Lucas	Men's Combat -64kg	28 JUL 1984
	BORREGALES Lucas	Men's Team	28 JUL 1984
	CARIACO Tomas	Men's Combat -98kg	16 MAR 1996
	CARIACO Tomas	Men's Team	16 MAR 1996
	CAMPOS Luisaigna	Women's Combat -54kg	03 OCT 1989
	CAMPOS Luisaigna	Women's Team	03 OCT 1989
	RODRIGUEZ Hendrymar	Women's Combat -65kg	06 AUG 1983
	RODRIGUEZ Hendrymar	Women's Team	06 AUG 1983



Session Programme

As of TUE 12 AUG 2025

SESSION 1 - Mat 1

Contest No	Weight Category	Round	Color	Name	NOC Code	Points	Winner	Results Code
1101	WOMEN'S COMBAT -59KG	Quarterfinals	RED	HOVAKIMYAN Srбуhi	ARM			
			BLUE	LAPAYEVA Yelizaveta	AIN			
1102	WOMEN'S COMBAT -59KG	Quarterfinals	RED	ATTA Fatma	EGY			
			BLUE	ENKHBAAATAR Nomintuya	MGL			
1103	MEN'S COMBAT -71KG	Quarterfinals	RED	SUMPOR Patrik	CRO			
			BLUE	ZAMIRBEK UULU Kurmanbek	KGZ			
1104	MEN'S COMBAT -71KG	Quarterfinals	RED	ZUPARIC Stefan	SRB			
			BLUE	KUCHERENKO Andrii	UKR			
1105	WOMEN'S COMBAT -65KG	Quarterfinals	RED	MANDAR Sanaa	MAR			
			BLUE	BLOCK Nili	ISR			
1106	WOMEN'S COMBAT -65KG	Quarterfinals	RED	AKZHIGITOVA Ainur	KAZ			
			BLUE	POZDNIA Yevheniia	UKR			
1107	MEN'S COMBAT -79KG	Quarterfinals	RED	CONTRERAS Juan	COL			
			BLUE	RUDNIEV Vladyslav	UKR			
1108	MEN'S COMBAT -79KG	Quarterfinals	RED	VARDANYAN Sargis	ARM			
			BLUE	ABGARIAN Ovanes	AIN			
1109	WOMEN'S COMBAT -72KG	Quarterfinals	RED	CASTILLO BARRANCO Rosa	MEX			
			BLUE	NISIMIAN Shaked	ISR			
1110	WOMEN'S COMBAT -72KG	Quarterfinals	RED	KENGNI Reine Kevine	CMR			
			BLUE	SALOKHIDDINOVA Madinabonu	UZB			
1111	MEN'S COMBAT -88KG	Quarterfinals	RED	TEMESI Sebastian	AUS			
			BLUE	ERKEBAI UULU Bekten	KGZ			
1112	MEN'S COMBAT -88KG	Quarterfinals	RED	COLQUHOUN Matthew	JAM			
			BLUE	ALIKHANOV Abusupiyan	AIN			



Session Programme

As of TUE 12 AUG 2025

SESSION 1 - Mat 2

Contest No	Weight Category	Round	Color	Name	NOC Code	Points	Winner	Results Code
1201	WOMEN'S COMBAT -59KG	Quarterfinals	RED	BIZAK Marzhan	KAZ			
			BLUE	AZATOVA Shakhzoda	UZB			
1202	WOMEN'S COMBAT -59KG	Quarterfinals	RED	CORDOBA Reina	CRC			
			BLUE	SERDIUK Nina	AIN			
1203	MEN'S COMBAT -71KG	Quarterfinals	RED	ELBITAR Atef Nageh	EGY			
			BLUE	ZINNATOV Rolan	AIN			
1204	MEN'S COMBAT -71KG	Quarterfinals	RED	AMAYA Paul	VEN			
			BLUE	TOLEUKHAN Niyetkhan	KAZ			
1205	WOMEN'S COMBAT -65KG	Quarterfinals	RED	PENA Maria	DOM			
			BLUE	ISTOMINA Sofia	AIN			
1206	WOMEN'S COMBAT -65KG	Quarterfinals	RED	RODRIGUEZ Hendrymar	VEN			
			BLUE	BOBOKULOVA Feruza	UZB			
1207	MEN'S COMBAT -79KG	Quarterfinals	RED	SMITH Jesse	USA			
			BLUE	KUSHAEV Sharif	UZB			
1208	MEN'S COMBAT -79KG	Quarterfinals	RED	BESSALA AWONO Joseph	CMR			
			BLUE	DUISEMBEKOV Bakytzhan	KAZ			
1209	WOMEN'S COMBAT -72KG	Quarterfinals	RED	KENESSARY Aruzhan	KAZ			
			BLUE	LYSENKO Anhelina	UKR			
1210	WOMEN'S COMBAT -72KG	Quarterfinals	RED	MEDVEDEVA Alesia	AIN			
			BLUE	URAN-ULZII Anujin	MGL			
1211	MEN'S COMBAT -88KG	Quarterfinals	RED	TERGEUBEKOV Tanirbergen	KAZ			
			BLUE	DAVYDENKO Petro	UKR			
1212	MEN'S COMBAT -88KG	Quarterfinals	RED	MOUKNAJ Mustapha	MAR			
			BLUE	KHASANBOEV Sokhibjon	UZB			
1213	WOMEN'S COMBAT -59KG	Semifinals	RED					
			BLUE					
1214	WOMEN'S COMBAT -59KG	Semifinals	RED					
			BLUE					
1215	MEN'S COMBAT -71KG	Semifinals	RED					
			BLUE					
1216	MEN'S COMBAT -71KG	Semifinals	RED					
			BLUE					
1217	WOMEN'S COMBAT -65KG	Semifinals	RED					
			BLUE					
1218	WOMEN'S COMBAT -65KG	Semifinals	RED					
			BLUE					
1219	MEN'S COMBAT -79KG	Semifinals	RED					
			BLUE					
1220	MEN'S COMBAT -79KG	Semifinals	RED					
			BLUE					
1221	WOMEN'S COMBAT -72KG	Semifinals	RED					
			BLUE					
1222	WOMEN'S COMBAT -72KG	Semifinals	RED					
			BLUE					



Session Programme

As of TUE 12 AUG 2025

SESSION 1 - Mat 2

Contest No	Weight Category	Round	Color	Name	NOC Code	Points	Winner	Results Code
1223	MEN'S COMBAT -88KG	Semifinals	RED					
			BLUE					
1224	MEN'S COMBAT -88KG	Semifinals	RED					
			BLUE					



Session Programme

As of WED 13 AUG 2025

SESSION 2 - Mat 2

Contest No	Weight Category	Round	Color	Name	NOC Code	Points	Winner	Results Code
1225	WOMEN'S COMBAT -59KG	Bronze Medal Match	RED	LAPAYEVA Yelizaveta	AIN			
			BLUE	SERDIUK Nina	AIN			
1226	MEN'S COMBAT -71KG	Bronze Medal Match	RED	ZAMIRBEK UULU Kurmanbek	KGZ			
			BLUE	TOLEUKHAN Niyetkhan	KAZ			
1227	WOMEN'S COMBAT -65KG	Bronze Medal Match	RED	BLOCK Nili	ISR			
			BLUE	AKZHIGITOVA Ainur	KAZ			
1228	MEN'S COMBAT -79KG	Bronze Medal Match	RED	KUSHAEV Sharif	UZB			
			BLUE	BESSALA AWONO Joseph	CMR			
1229	WOMEN'S COMBAT -72KG	Bronze Medal Match	RED	KENESSARY Aruzhan	KAZ			
			BLUE	SALOKHIDDINOVA Madinabonu	UZB			
1230	MEN'S COMBAT -88KG	Bronze Medal Match	RED	ERKEBAI UULU Bekten	KGZ			
			BLUE	KHASANBOEV Sokhibjon	UZB			
1231	WOMEN'S COMBAT -59KG	Gold Medal Match	RED	AZATOVA Shakhzoda	UZB			
			BLUE	ENKHAATAR Nomintuya	MGL			
1232	MEN'S COMBAT -71KG	Gold Medal Match	RED	ZINNATOV Rolan	AIN			
			BLUE	KUCHERENKO Andrii	UKR			
1233	WOMEN'S COMBAT -65KG	Gold Medal Match	RED	ISTOMINA Sofia	AIN			
			BLUE	BOBOKULOVA Feruza	UZB			
1234	MEN'S COMBAT -79KG	Gold Medal Match	RED	RUDNIEV Vladyslav	UKR			
			BLUE	ABGARIAN Ovanes	AIN			
1235	WOMEN'S COMBAT -72KG	Gold Medal Match	RED	NISIMIAN Shaked	ISR			
			BLUE	URAN-ULZII Anujin	MGL			
1236	MEN'S COMBAT -88KG	Gold Medal Match	RED	DAVYDENKO Petro	UKR			
			BLUE	ALIKHANOV Abusupiyan	AIN			



Session Programme

As of WED 13 AUG 2025

SESSION 3 - Mat 1

Contest No	Weight Category	Round	Color	Name	NOC Code	Points	Winner	Results Code
2101	WOMEN'S COMBAT -54KG	Quarterfinals	RED	AHMED Sama	EGY			
			BLUE	USON KYZY Akak	KGZ			
2102	WOMEN'S COMBAT -54KG	Quarterfinals	RED	MNATSAKANYAN Arpine	ARM			
			BLUE	URAKOVA Gulsevar	UZB			
2103	MEN'S COMBAT -64KG	Quarterfinals	RED	VOROPAIEV Oleksandr	UKR			
			BLUE	NERSESYAN Mayis	ARM			
2104	MEN'S COMBAT -64KG	Quarterfinals	RED	LAARIF Wail	MAR			
			BLUE	BARAKANOV Saiak	KGZ			
2105	WOMEN'S COMBAT -80KG	Quarterfinals	RED	NURADILOVA Meerimai	KGZ			
			BLUE	CASTRO Nicole	CRC			
2106	WOMEN'S COMBAT -80KG	Quarterfinals	RED	HERNANDEZ Nancy	MEX			
			BLUE	ADILOVA Ulbossyn	KAZ			
2107	MEN'S COMBAT -98KG	Quarterfinals	RED	VOLOSHYNOV Anatolii	UKR			
			BLUE	AVANESYAN Arman	ARM			
2108	MEN'S COMBAT -98KG	Quarterfinals	RED	VAN DEN BRINK Remco	NED			
			BLUE	GASANOV Magomed	AIN			
2109	WOMEN'S TEAM	Round of 16	RED	MONGOLIA	MGL			
			BLUE	ISRAEL	ISR			
2110	WOMEN'S TEAM	Quarterfinals	RED	ARMENIA	ARM			
			BLUE	KAZAKHSTAN	KAZ			
2111	WOMEN'S TEAM	Quarterfinals	RED					
			BLUE	EGYPT	EGY			
2112	MEN'S TEAM	Quarterfinals	RED	VENEZUELA	VEN			
			BLUE	KAZAKHSTAN	KAZ			
2113	MEN'S TEAM	Quarterfinals	RED	UKRAINE	UKR			
			BLUE	KYRGYZSTAN	KGZ			



Session Programme

As of WED 13 AUG 2025

SESSION 3 - Mat 2

Contest No	Weight Category	Round	Color	Name	NOC Code	Points	Winner	Results Code
2201	WOMEN'S COMBAT -54KG	Quarterfinals	RED	CAMPOS Luisaigna	VEN			
			BLUE	DOROSHENKO Mariia	AIN			
2202	WOMEN'S COMBAT -54KG	Quarterfinals	RED	BOUSNANE Siham	FRA			
			BLUE	KABRAIKYZY Kuralay	KAZ			
2203	MEN'S COMBAT -64KG	Quarterfinals	RED	DIFALCO Dario	ITA			
			BLUE	KHABIBULAEV Sheikh-mansur	AIN			
2204	MEN'S COMBAT -64KG	Quarterfinals	RED	BORREGALES Lucas	VEN			
			BLUE	RAKHMETOLLIN Maratbek	KAZ			
2205	WOMEN'S COMBAT -80KG	Quarterfinals	RED	VUKSANIC Lara	CRO			
			BLUE	ABDULLAEVA Mavluda	UZB			
2206	MEN'S COMBAT -98KG	Quarterfinals	RED	ZHEEMYRSAEV Beknazar	KGZ			
			BLUE	NJI MOULUH Seidou	CMR			
2207	MEN'S COMBAT -98KG	Quarterfinals	RED	CARIACO Tomas	VEN			
			BLUE	MUROTOV Ozodbek	UZB			
2208	WOMEN'S COMBAT -54KG	Semifinals	RED					
			BLUE					
2209	WOMEN'S COMBAT -54KG	Semifinals	RED					
			BLUE					
2210	MEN'S COMBAT -64KG	Semifinals	RED					
			BLUE					
2211	MEN'S COMBAT -64KG	Semifinals	RED					
			BLUE					
2212	WOMEN'S COMBAT -80KG	Semifinals	RED					
			BLUE					
2213	WOMEN'S COMBAT -80KG	Semifinals	RED					
			BLUE	YAP Aislinn Agnes	PHI			
2214	MEN'S COMBAT -98KG	Semifinals	RED					
			BLUE					
2215	MEN'S COMBAT -98KG	Semifinals	RED					
			BLUE					
2216	WOMEN'S TEAM	Round of 16	RED	KYRGYZSTAN	KGZ			
			BLUE	UZBEKISTAN	UZB			
2217	WOMEN'S TEAM	Quarterfinals	RED	VENEZUELA	VEN			
			BLUE	UKRAINE	UKR			
2218	WOMEN'S TEAM	Quarterfinals	RED					
			BLUE	COSTA RICA	CRC			
2219	MEN'S TEAM	Quarterfinals	RED	CAMEROON	CMR			
			BLUE	ARMENIA	ARM			
2220	MEN'S TEAM	Quarterfinals	RED	UZBEKISTAN	UZB			
			BLUE	MOROCCO	MAR			
2221	WOMEN'S TEAM	Semifinals	RED					
			BLUE					
2222	WOMEN'S TEAM	Semifinals	RED					
			BLUE					



Session Programme

As of WED 13 AUG 2025

SESSION 3 - Mat 2

Contest No	Weight Category	Round	Color	Name	NOC Code	Points	Winner	Results Code
2223	MEN'S TEAM	Semifinals	RED					
			BLUE					
2224	MEN'S TEAM	Semifinals	RED					
			BLUE					



Session Programme

As of THU 14 AUG 2025

SESSION 4 - Mat 2

Contest No	Weight Category	Round	Color	Name	NOC Code	Points	Winner	Results Code
2225	WOMEN'S COMBAT -54KG	Bronze Medal Match	RED	USON KYZY Akak	KGZ			
			BLUE	KABRAIKYZY Kuralay	KAZ			
2226	MEN'S COMBAT -64KG	Bronze Medal Match	RED	VOROPAIEV Oleksandr	UKR			
			BLUE	BARAKANOV Saiak	KGZ			
2227	WOMEN'S COMBAT -80KG	Bronze Medal Match	RED	CASTRO Nicole	CRC			
			BLUE	YAP Aislinn Agnes	PHI			
2228	MEN'S COMBAT -98KG	Bronze Medal Match	RED	NJI MOULUH Seidou	CMR			
			BLUE	MUROTOV Ozodbek	UZB			
2229	WOMEN'S TEAM	Bronze Medal Match	RED	EGYPT	EGY			
			BLUE	UKRAINE	UKR			
2230	MEN'S TEAM	Bronze Medal Match	RED	CAMEROON	CMR			
			BLUE	UZBEKISTAN	UZB			
2231	WOMEN'S COMBAT -54KG	Gold Medal Match	RED	CAMPOS Luisaigna	VEN			
			BLUE	URAKOVA Gulsevar	UZB			
2232	MEN'S COMBAT -64KG	Gold Medal Match	RED	KHABIBULAEV Sheikh-mansur	AIN			
			BLUE	RAKHMETOLLIN Maratbek	KAZ			
2233	WOMEN'S COMBAT -80KG	Gold Medal Match	RED	ABDULLAEVA Mavluda	UZB			
			BLUE	ADILOVA Ulbossyn	KAZ			
2234	MEN'S COMBAT -98KG	Gold Medal Match	RED	AVANESYAN Arman	ARM			
			BLUE	GASANOV Magomed	AIN			
2235	WOMEN'S TEAM	Gold Medal Match	RED	KAZAKHSTAN	KAZ			
			BLUE	UZBEKISTAN	UZB			
2236	MEN'S TEAM	Gold Medal Match	RED	KAZAKHSTAN	KAZ			
			BLUE	UKRAINE	UKR			



Results Summary

As of WED 13 AUG 2025

SESSION 1 - Mat 1

Contest No	Weight Category	Round	Color	Name	NOC Code	Points	Winner	Dec.	Officials
1101	WOMEN'S COMBAT -59KG	Quarterfinals	RED	HOVAKIMYAN Srбуhi	ARM	0		TV	
			BLUE	LAPAYEVA Yelizaveta	AIN	2	X		
1102	WOMEN'S COMBAT -59KG	Quarterfinals	RED	ATTA Fatma	EGY	0		VP	
			BLUE	ENKHBAATAR Nomintuya	MGL	8	X		
1103	MEN'S COMBAT -71KG	Quarterfinals	RED	SUMPOR Patrik	CRO	0		TV	
			BLUE	ZAMIRBEK UULU Kurmanbek	KGZ	7	X		
1104	MEN'S COMBAT -71KG	Quarterfinals	RED	ZUPARIC Stefan	SRB	0		TV	
			BLUE	KUCHERENKO Andrii	UKR	8	X		
1105	WOMEN'S COMBAT -65KG	Quarterfinals	RED	MANDAR Sanaa	MAR	0		WO	
			BLUE	BLOCK Nili	ISR	2	X		
1106	WOMEN'S COMBAT -65KG	Quarterfinals	RED	AKZHIGITOVA Ainur	KAZ	0	X	VP	
			BLUE	POZDNIA Yevheniia	UKR	1			
1107	MEN'S COMBAT -79KG	Quarterfinals	RED	CONTRERAS Juan	COL	0		VP	
			BLUE	RUDNIEV Vladyslav	UKR	8	X		
1108	MEN'S COMBAT -79KG	Quarterfinals	RED	VARDANYAN Sargis	ARM	0		TV	
			BLUE	ABGARIAN Ovanes	AIN	10	X		
1109	WOMEN'S COMBAT -72KG	Quarterfinals	RED	CASTILLO BARRANCO Rosa	MEX	0		VP	
			BLUE	NISIMIAN Shaked	ISR	9	X		
1110	WOMEN'S COMBAT -72KG	Quarterfinals	RED	KENGNI Reine Kevine	CMR	1		VP	
			BLUE	SALOKHIDDINOVA Madinabonu	UZB	2	X		
1111	MEN'S COMBAT -88KG	Quarterfinals	RED	TEMESI Sebastian	AUS	0		VP	
			BLUE	ERKEBAI UULU Bekten	KGZ	3	X		
1112	MEN'S COMBAT -88KG	Quarterfinals	RED	COLQUHOUN Matthew	JAM	1		VP	
			BLUE	ALIKHANOV Abusupiyan	AIN	9	X		



Results Summary

As of WED 13 AUG 2025

SESSION 1 - Mat 2

Contest No	Weight Category	Round	Color	Name	NOC Code	Points	Winner	Dec.	Officials
1201	WOMEN'S COMBAT -59KG	Quarterfinals	RED	BIZAK Marzhan	KAZ	0		TV	R/J:ARM
			BLUE	AZATOVA Shakhzoda	UZB	4	X		
1202	WOMEN'S COMBAT -59KG	Quarterfinals	RED	CORDOBA Reina	CRC	0		VP	R/J:KAZ
			BLUE	SERDIUK Nina	AIN	2	X		
1203	MEN'S COMBAT -71KG	Quarterfinals	RED	ELBITAR Atef Nageh	EGY	0		TV	R/J:KAZ
			BLUE	ZINNATOV Rolan	AIN	4	X		
1204	MEN'S COMBAT -71KG	Quarterfinals	RED	AMAYA Paul	VEN	0		TV	R/J:LAT
			BLUE	TOLEUKHAN Niyetkhan	KAZ	0	X		
1205	WOMEN'S COMBAT -65KG	Quarterfinals	RED	PENA Maria	DOM	1		VP	R/J:INA
			BLUE	ISTOMINA Sofia	AIN	7	X		
1206	WOMEN'S COMBAT -65KG	Quarterfinals	RED	RODRIGUEZ Hendrymar	VEN	0		RSC-I	R/J:ARM
			BLUE	BOBOKULOVA Feruza	UZB	0	X		
1207	MEN'S COMBAT -79KG	Quarterfinals	RED	SMITH Jesse	USA	1		VP	R/J:ARM
			BLUE	KUSHAEV Sharif	UZB	1	X		
1208	MEN'S COMBAT -79KG	Quarterfinals	RED	BESSALA AWONO Joseph	CMR	2	X	VP	R/J:LAT
			BLUE	DUISEMBEKOV Bakytzhan	KAZ	1			
1209	WOMEN'S COMBAT -72KG	Quarterfinals	RED	KENESSARY Aruzhan	KAZ	1	X	VP	R/J:LAT
			BLUE	LYSENKO Anhelina	UKR	0			
1210	WOMEN'S COMBAT -72KG	Quarterfinals	RED	MEDVEDEVA Alesia	AIN	2		VP	R/J:VEN
			BLUE	URAN-ULZII Anujin	MGL	9	X		
1211	MEN'S COMBAT -88KG	Quarterfinals	RED	TERGEUBEKOV Tanirbergen	KAZ	0		TV	R/J:ARM
			BLUE	DAVYDENKO Petro	UKR	10	X		
1212	MEN'S COMBAT -88KG	Quarterfinals	RED	MOUKNAJ Mustapha	MAR	5		TV	R/J:ARM
			BLUE	KHASANBOEV Sokhibjon	UZB	8	X		
1213	WOMEN'S COMBAT -59KG	Semifinals	RED	LAPAYEVA Yelizaveta	AIN	0		TV	R/J:BUL
			BLUE	AZATOVA Shakhzoda	UZB	2	X		
1214	WOMEN'S COMBAT -59KG	Semifinals	RED	ENKHBAATAR Nomintuya	MGL	5	X	VP	R/J:KGZ
			BLUE	SERDIUK Nina	AIN	1			
1215	MEN'S COMBAT -71KG	Semifinals	RED	ZAMIRBEK UULU Kurmanbek	KGZ	0		VP	R/J:KAZ
			BLUE	ZINNATOV Rolan	AIN	6	X		
1216	MEN'S COMBAT -71KG	Semifinals	RED	KUCHERENKO Andrii	UKR	1	X	TV	R/J:ARM
			BLUE	TOLEUKHAN Niyetkhan	KAZ	0			
1217	WOMEN'S COMBAT -65KG	Semifinals	RED	BLOCK Nili	ISR	0		VP	R/J:KGZ
			BLUE	ISTOMINA Sofia	AIN	8	X		
1218	WOMEN'S COMBAT -65KG	Semifinals	RED	AKZHIGITOVA Ainur	KAZ	0		VP	R/J:INA
			BLUE	BOBOKULOVA Feruza	UZB	0	X		
1219	MEN'S COMBAT -79KG	Semifinals	RED	RUDNIEV Vladyslav	UKR	8	X	VP	R/J:KGZ
			BLUE	KUSHAEV Sharif	UZB	0			
1220	MEN'S COMBAT -79KG	Semifinals	RED	ABGARIAN Ovanes	AIN	4	X	TV	R/J:KAZ
			BLUE	BESSALA AWONO Joseph	CMR	0			
1221	WOMEN'S COMBAT -72KG	Semifinals	RED	NISIMIAN Shaked	ISR	2	X	VP	R/J:ARM
			BLUE	KENESSARY Aruzhan	KAZ	2			
1222	WOMEN'S COMBAT -72KG	Semifinals	RED	SALOKHIDDINOVA Madinabonu	UZB	1		VP	R/J:LAT
			BLUE	URAN-ULZII Anujin	MGL	2	X		



Results Summary

As of WED 13 AUG 2025

SESSION 1 - Mat 2

Contest No	Weight Category	Round	Color	Name	NOC Code	Points	Winner	Dec.	Officials
1223	MEN'S COMBAT -88KG	Semifinals	RED	ERKEBAI UULU Bekten	KGZ	0		TV	R/J:BUL
			BLUE	DAVYDENKO Petro	UKR	8	X		
1224	MEN'S COMBAT -88KG	Semifinals	RED	ALIKHANOV Abusupiyan	AIN	1	X	VP	R/J:KGZ
			BLUE	KHASANBOEV Sokhibjon	UZB	0			



Results Summary

As of WED 13 AUG 2025

SESSION 2 - Mat 2

Contest No	Weight Category	Round	Color	Name	NOC Code	Points	Winner	Dec.	Officials
1225	WOMEN'S COMBAT -59KG	Bronze Medal Match	RED	LAPAYEVA Yelizaveta	AIN	0		TV	R/J:KGZ
			BLUE	SERDIUK Nina	AIN	0	X		
1226	MEN'S COMBAT -71KG	Bronze Medal Match	RED	ZAMIRBEK UULU Kurmanbek	KGZ	1	X	TV	R/J:LAT
			BLUE	TOLEUKHAN Niyetkhan	KAZ	0			
1227	WOMEN'S COMBAT -65KG	Bronze Medal Match	RED	BLOCK Nili	ISR	0	X	WO	R/J:EGY
			BLUE	AKZHIGITOVA Ainur	KAZ	0			
1228	MEN'S COMBAT -79KG	Bronze Medal Match	RED	KUSHAEV Sharif	UZB	0	X	WO	R/J:MAS
			BLUE	BESSALA AWONO Joseph	CMR	0			
1229	WOMEN'S COMBAT -72KG	Bronze Medal Match	RED	KENESSARY Aruzhan	KAZ	0		TV	R/J:LAT
			BLUE	SALOKHIDDINOVA Madinabonu	UZB	0	X		
1230	MEN'S COMBAT -88KG	Bronze Medal Match	RED	ERKEBAI UULU Bekten	KGZ	2	X	TV	R/J:ARM
			BLUE	KHASANBOEV Sokhibjon	UZB	0			
1231	WOMEN'S COMBAT -59KG	Gold Medal Match	RED	AZATOVA Shakhzoda	UZB	2	X	TV	R/J:BUL
			BLUE	ENKHAATAR Nomintuya	MGL	0			
1232	MEN'S COMBAT -71KG	Gold Medal Match	RED	ZINNATOV Rolan	AIN	1		VP	R/J:ARM
			BLUE	KUCHERENKO Andrii	UKR	6	X		
1233	WOMEN'S COMBAT -65KG	Gold Medal Match	RED	ISTOMINA Sofia	AIN	2	X	VP	R/J:INA
			BLUE	BOBOKULOVA Feruza	UZB	2			
1234	MEN'S COMBAT -79KG	Gold Medal Match	RED	RUDNIEV Vladyslav	UKR	3	X	VP	R/J:KAZ
			BLUE	ABGARIAN Ovanes	AIN	0			
1235	WOMEN'S COMBAT -72KG	Gold Medal Match	RED	NISIMIAN Shaked	ISR	5	X	TV	R/J:KGZ
			BLUE	URAN-ULZII Anujin	MGL	0			
1236	MEN'S COMBAT -88KG	Gold Medal Match	RED	DAVYDENKO Petro	UKR	4	X	VP	R/J:BUL
			BLUE	ALIKHANOV Abusupiyan	AIN	1			



Results Summary

As of THU 14 AUG 2025

SESSION 3 - Mat 1

Contest No	Weight Category	Round	Color	Name	NOC Code	Points	Winner	Dec.	Officials
2101	WOMEN'S COMBAT -54KG	Quarterfinals	RED	AHMED Sama	EGY	0		TV	
			BLUE	USON KYZY Akak	KGZ	1	X		
2102	WOMEN'S COMBAT -54KG	Quarterfinals	RED	MNATSAKANYAN Arpine	ARM	0		TV	
			BLUE	URAKOVA Gulsevar	UZB	5	X		
2103	MEN'S COMBAT -64KG	Quarterfinals	RED	VOROPAIEV Oleksandr	UKR	1	X	VP	
			BLUE	NERSESYAN Mayis	ARM	0			
2104	MEN'S COMBAT -64KG	Quarterfinals	RED	LAARIF Wail	MAR	1		VP	
			BLUE	BARAKANOV Saiak	KGZ	4	X		
2105	WOMEN'S COMBAT -80KG	Quarterfinals	RED	NURADILOVA Meerimai	KGZ	1		TV	
			BLUE	CASTRO Nicole	CRC	3	X		
2106	WOMEN'S COMBAT -80KG	Quarterfinals	RED	HERNANDEZ Nancy	MEX	0		TV	
			BLUE	ADILOVA Ulbossyn	KAZ	10	X		
2107	MEN'S COMBAT -98KG	Quarterfinals	RED	VOLOSHYNOV Anatolii	UKR	0		VP	
			BLUE	AVANESYAN Arman	ARM	2	X		
2108	MEN'S COMBAT -98KG	Quarterfinals	RED	VAN DEN BRINK Remco	NED	2		TV	
			BLUE	GASANOV Magomed	AIN	10	X		
2110	WOMEN'S TEAM	Quarterfinals	RED	ARMENIA	ARM	0		POINTS	
			BLUE	KAZAKHSTAN	KAZ	0	X		
2111	WOMEN'S TEAM	Quarterfinals	RED	MONGOLIA	MGL	0		POINTS	
			BLUE	EGYPT	EGY	0	X		
2112	MEN'S TEAM	Quarterfinals	RED	VENEZUELA	VEN	0		POINTS	
			BLUE	KAZAKHSTAN	KAZ	2	X		
2113	MEN'S TEAM	Quarterfinals	RED	UKRAINE	UKR	0	X	POINTS	
			BLUE	KYRGYZSTAN	KGZ	0			



Results Summary

As of THU 14 AUG 2025

SESSION 3 - Mat 2

Contest No	Weight Category	Round	Color	Name	NOC Code	Points	Winner	Dec.	Officials
2201	WOMEN'S COMBAT -54KG	Quarterfinals	RED	CAMPOS Luisaigna	VEN	9	X	VP	R/J:ARM
			BLUE	DOROSHENKO Mariia	AIN	1			
2202	WOMEN'S COMBAT -54KG	Quarterfinals	RED	BOUSNANE Siham	FRA	0		WO	R/J:CMR
			BLUE	KABRAIKYZY Kuralay	KAZ	0	X		
2203	MEN'S COMBAT -64KG	Quarterfinals	RED	DIFALCO Dario	ITA	0		TV	R/J:CRC
			BLUE	KHABIBULAEV Sheikh-mansur	AIN	4	X		
2204	MEN'S COMBAT -64KG	Quarterfinals	RED	BORREGALES Lucas	VEN	2		TV	R/J:INA
			BLUE	RAKHMETOLLIN Maratbek	KAZ	1	X		
2205	WOMEN'S COMBAT -80KG	Quarterfinals	RED	VUKSANIC Lara	CRO	0		TV	R/J:ARM
			BLUE	ABDULLAEVA Mavluda	UZB	6	X		
2206	MEN'S COMBAT -98KG	Quarterfinals	RED	ZHEEMYRSAEV Beknazar	KGZ	1		TV	R/J:LAT
			BLUE	NJI MOULUH Seidou	CMR	8	X		
2207	MEN'S COMBAT -98KG	Quarterfinals	RED	CARIACO Tomas	VEN	7		VP	R/J:KAZ
			BLUE	MUROTOV Ozodbek	UZB	10	X		
2208	WOMEN'S COMBAT -54KG	Semifinals	RED	USON KYZY Akak	KGZ	0		VP	R/J:BUL
			BLUE	CAMPOS Luisaigna	VEN	8	X		
2209	WOMEN'S COMBAT -54KG	Semifinals	RED	URAKOVA Gulsevar	UZB	0	X	TV	R/J:ARM
			BLUE	KABRAIKYZY Kuralay	KAZ	0			
2210	MEN'S COMBAT -64KG	Semifinals	RED	VOROPAIEV Oleksandr	UKR	0		TV	R/J:KAZ
			BLUE	KHABIBULAEV Sheikh-mansur	AIN	4	X		
2211	MEN'S COMBAT -64KG	Semifinals	RED	BARAKANOV Saia	KGZ	2		VP	R/J:ARM
			BLUE	RAKHMETOLLIN Maratbek	KAZ	4	X		
2212	WOMEN'S COMBAT -80KG	Semifinals	RED	CASTRO Nicole	CRC	0		VP	R/J:BUL
			BLUE	ABDULLAEVA Mavluda	UZB	0	X		
2213	WOMEN'S COMBAT -80KG	Semifinals	RED	ADILOVA Ulbossyn	KAZ	2	X	VP	R/J:KGZ
			BLUE	YAP Aislinn Agnes	PHI	0			
2214	MEN'S COMBAT -98KG	Semifinals	RED	AVANESYAN Arman	ARM	2	X	VP	R/J:BUL
			BLUE	NJI MOULUH Seidou	CMR	2			
2215	MEN'S COMBAT -98KG	Semifinals	RED	GASANOV Magomed	AIN	10	X	VP	R/J:ARM
			BLUE	MUROTOV Ozodbek	UZB	0			
2217	WOMEN'S TEAM	Quarterfinals	RED	VENEZUELA	VEN				R/J:ARM
			BLUE	UKRAINE	UKR				
2218	WOMEN'S TEAM	Quarterfinals	RED	UZBEKISTAN	UZB	2	X	POINTS	R/J:LAT
			BLUE	COSTA RICA	CRC	0			
2219	MEN'S TEAM	Quarterfinals	RED	CAMEROON	CMR	2	X	POINTS	R/J:KAZ
			BLUE	ARMENIA	ARM	1			
2220	MEN'S TEAM	Quarterfinals	RED	UZBEKISTAN	UZB	0	X	POINTS	
			BLUE	MOROCCO	MAR	0			
2221	WOMEN'S TEAM	Semifinals	RED	EGYPT	EGY	0		POINTS	R/J:BUL
			BLUE	KAZAKHSTAN	KAZ	2	X		
2222	WOMEN'S TEAM	Semifinals	RED	UZBEKISTAN	UZB	2	X	POINTS	R/J:ARM
			BLUE	UKRAINE	UKR	0			
2223	MEN'S TEAM	Semifinals	RED	KAZAKHSTAN	KAZ	2	X	POINTS	R/J:BUL
			BLUE	CAMEROON	CMR	0			



Results Summary

As of THU 14 AUG 2025

SESSION 3 - Mat 2

Contest No	Weight Category	Round	Color	Name	NOC Code	Points	Winner	Dec.	Officials
2224	MEN'S TEAM	Semifinals	RED	UKRAINE	UKR	2	X	POINTS	R/J:LAT
			BLUE	UZBEKISTAN	UZB	0			



Results Summary

As of THU 14 AUG 2025

SESSION 4 - Mat 2

Contest No	Weight Category	Round	Color	Name	NOC Code	Points	Winner	Dec.	Officials
2225	WOMEN'S COMBAT -54KG	Bronze Medal Match	RED	USON KYZY Akak	KGZ	0	X	TV	R/J:BUL
			BLUE	KABRAIKYZY Kuralay	KAZ	3			
2226	MEN'S COMBAT -64KG	Bronze Medal Match	RED	VOROPAIEV Oleksandr	UKR	0	X	VP	R/J:KAZ
			BLUE	BARAKANOV Saiak	KGZ	0			
2227	WOMEN'S COMBAT -80KG	Bronze Medal Match	RED	CASTRO Nicole	CRC	1		VP	R/J:KGZ
			BLUE	YAP Aislinn Agnes	PHI	3	X		
2228	MEN'S COMBAT -98KG	Bronze Medal Match	RED	NJI MOULUH Seidou	CMR	3	X	TV	R/J:ARM
			BLUE	MUROTOV Ozodbek	UZB	1			
2229	WOMEN'S TEAM	Bronze Medal Match	RED	EGYPT	EGY	1		POINTS	R/J:KAZ
			BLUE	UKRAINE	UKR	2	X		
2230	MEN'S TEAM	Bronze Medal Match	RED	CAMEROON	CMR	1		POINTS	R/J:LAT
			BLUE	UZBEKISTAN	UZB	2	X		
2231	WOMEN'S COMBAT -54KG	Gold Medal Match	RED	CAMPOS Luisaigna	VEN	1		VP	R/J:BUL
			BLUE	URAKOVA Gulsevar	UZB	3	X		
2232	MEN'S COMBAT -64KG	Gold Medal Match	RED	KHABIBULAEV Sheikh-mansur	AIN	3	X	TV	R/J:ARM
			BLUE	RAKHMETOLLIN Maratbek	KAZ	0			
2233	WOMEN'S COMBAT -80KG	Gold Medal Match	RED	ABDULLAEVA Mavluda	UZB	0		TV	R/J:LAT
			BLUE	ADILOVA Ulbossyn	KAZ	4	X		
2234	MEN'S COMBAT -98KG	Gold Medal Match	RED	AVANESYAN Arman	ARM	3	X	TV	R/J:KAZ
			BLUE	GASANOV Magomed	AIN	2			
2235	WOMEN'S TEAM	Gold Medal Match	RED	KAZAKHSTAN	KAZ	0		POINTS	R/J:BUL
			BLUE	UZBEKISTAN	UZB	2	X		
2236	MEN'S TEAM	Gold Medal Match	RED	KAZAKHSTAN	KAZ	0		POINTS	R/J:KGZ
			BLUE	UKRAINE	UKR	2	X		



Medallists by Event

As of THU 14 AUG 2025

After 12 of 12 Events

Event Name	Date	Medal	Name	NOC Code
Men's Combat -64kg	THU 14 AUG	GOLD	KHABIBULAEV Sheikh-mansur	AIN
		SILVER	RAKHMETOLLIN Maratbek	KAZ
		BRONZE	VOROPAIEV Oleksandr	UKR
Men's Combat -71kg	WED 13 AUG	GOLD	KUCHERENKO Andrii	UKR
		SILVER	ZINNATOV Rolan	AIN
		BRONZE	ZAMIRBEK UULU Kurmanbek	KGZ
Men's Combat -79kg	WED 13 AUG	GOLD	RUDNIEV Vladyslav	UKR
		SILVER	ABGARIAN Ovanes	AIN
		BRONZE	KUSHAEV Sharif	UZB
Men's Combat -88kg	WED 13 AUG	GOLD	DAVYDENKO Petro	UKR
		SILVER	ALIKHANOV Abusupiyan	AIN
		BRONZE	ERKEBAI UULU Bekten	KGZ
Men's Combat -98kg	THU 14 AUG	GOLD	AVANESYAN Arman	ARM
		SILVER	GASANOV Magomed	AIN
		BRONZE	NJI MOULUH Seidou	CMR
Men's Team	THU 14 AUG	GOLD	VOROPAIEV Oleksandr KUCHERENKO Andrii RUDNIEV Vladyslav DAVYDENKO Petro VOLOSHYNOV Anatolii	UKR
		SILVER	RAKHMETOLLIN Maratbek TOLEUKHAN Niyetkhan DUISEMBEKOV Bakytzhan TERGEUBEKOV Tanirbergen	KAZ
		BRONZE	KHASANBOEV Sokhibjon KUSHAEV Sharif MUROTOV Ozodbek	UZB
Women's Combat -54kg	THU 14 AUG	GOLD	URAKOVA Gulsevar	UZB
		SILVER	CAMPOS Luisaigna	VEN
		BRONZE	USON KYZY Akak	KGZ
Women's Combat -59kg	WED 13 AUG	GOLD	AZATOVA Shakhzoda	UZB
		SILVER	ENKHBAATAR Nomintuya	MGL
		BRONZE	SERDIUK Nina	AIN
Women's Combat -65kg	WED 13 AUG	GOLD	ISTOMINA Sofia	AIN
		SILVER	BOBOKULOVA Feruza	UZB
		BRONZE	BLOCK Nili	ISR
Women's Combat -72kg	WED 13 AUG	GOLD	NISIMIAN Shaked	ISR
		SILVER	URAN-ULZII Anujin	MGL
		BRONZE	SALOKHIDDINOVA Madinabonu	UZB
Women's Combat -80kg	THU 14 AUG	GOLD	ADILOVA Ulbossyn	KAZ
		SILVER	ABDULLAEVA Mavluda	UZB
		BRONZE	YAP Aislinn Agnes	PHI



Medallists by Event

As of THU 14 AUG 2025

After 12 of 12 Events

Event Name	Date	Medal	Name	NOC Code
Women's Team	THU 14 AUG	GOLD	ABDULLAEVA Mavluda URAKOVA Gulsevar AZATOVA Shakhzoda BOBOKULOVA Feruza SALOKHIDDINOVA Madinabonu	UZB
		SILVER	AKZHIGITOVA Ainur KABRAIKYZY Kuralay BIZAK Marzhan KENESSARY Aruzhan ADILOVA Ulbossyn	KAZ
		BRONZE	POZDNIA Yevheniia LYSENKO Anhelina	UKR



Medal Standings

As of THU 14 AUG 2025

After 12 of 12 Events

Rank	NOC	Men				Women				Total			
		G	S	B	Tot	G	S	B	Tot	G	S	B	Tot
1	UKR - UKRAINE	4		1	5			1	1	4		2	6
2	UZB - UZBEKISTAN			2	2	3	2	1	6	3	2	3	8
3	AIN - AIN	1	4		5	1		1	2	2	4	1	7
4	KAZ - KAZAKHSTAN		2		2	1	1		2	1	3		4
5	ISR - ISRAEL					1		1	2	1		1	2
6	ARM - ARMENIA	1			1					1			1
7	MGL - MONGOLIA						2		2		2		2
8	VEN - VENEZUELA						1		1		1		1
9	KGZ - KYRGYZSTAN			2	2			1	1			3	3
10	CMR - CAMEROON			1	1							1	1
10	PHI - PHILIPPINES							1	1			1	1
	Total:	6	6	6	18	6	6	6	18	12	12	12	36



SAMBO

Men's Combat -64kg



Entry List by Event

As of TUE 12 AUG 2025

NOC	Name	Event	Date of Birth
AIN - AIN	KHABIBULAEV Sheikh-mansur	Men's Combat -64kg	27 APR 1994
ARM - ARMENIA	NERSESYAN Mayis	Men's Combat -64kg	15 MAR 1992
ITA - ITALY	DIFALCO Dario	Men's Combat -64kg	21 JAN 1992
KAZ - KAZAKHSTAN	RAKHMETOLLIN Maratbek	Men's Combat -64kg	06 MAR 1998
KGZ - KYRGYZSTAN	BARAKANOV Saiak	Men's Combat -64kg	05 SEP 1994
MAR - MOROCCO	LAARIF Wail	Men's Combat -64kg	31 JAN 2005
UKR - UKRAINE	VOROPAIEV Oleksandr	Men's Combat -64kg	01 APR 1990
VEN - VENEZUELA	BORREGALES Lucas	Men's Combat -64kg	28 JUL 1984



Brackets

As of THU 14 AUG 2025

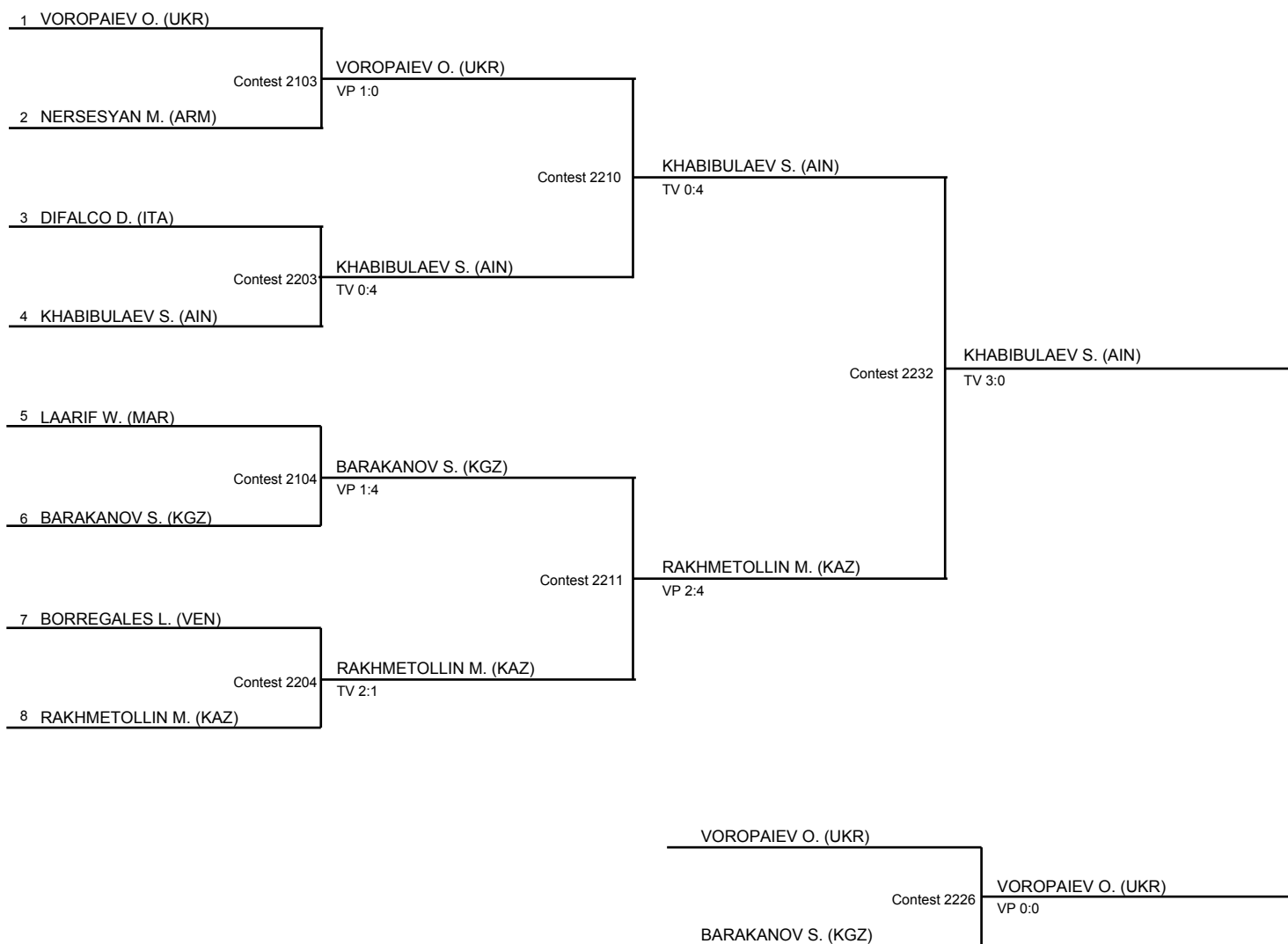
Quarterfinals

Semifinals

Finals

MEDALLISTS

Gold	KHABIBULAEV S. (AIN)
Silver	RAKHMETOLLIN M. (KAZ)
Bronze	VOROPAIEV O. (UKR)





Medallists

Medal	Name	NOC
GOLD	KHABIBULAEV Sheikh-mansur	AIN - AIN
SILVER	RAKHMETOLLIN Maratbek	KAZ - KAZAKHSTAN
BRONZE	VOROPAIEV Oleksandr	UKR - UKRAINE



Results

As of THU 14 AUG 2025

Bout number #2226

VOROPAIEV Oleksandr (UKR) 0 - 0 BARAKANOV Saiak (KGZ)

Victory on points

Winner	Name	NOC Code	Technical Points	Hold-Down Points	Warnings	Total Points
X	VOROPAIEV Oleksandr	UKR				0
	BARAKANOV Saiak	KGZ			1	0



Results

As of FRI 15 AUG 2025

Bout number #2232

KHABIBULAEV Sheikh-mansur (AIN) 3 - 0 RAKHMETOLLIN Maratbek (KAZ)

Total victory

Winner	Name	NOC Code	Technical Points	Hold-Down Points	Warnings	Total Points
X	KHABIBULAEV Sheikh-mansur	AIN	1			3
	RAKHMETOLLIN Maratbek	KAZ			4	0



Results

As of THU 14 AUG 2025

Bout number #2210

VOROPAIEV Oleksandr (UKR) 0 - 4 KHABIBULAEV Sheikh-mansur (AIN)

Total victory

Winner	Name	NOC Code	Technical Points	Hold-Down Points	Warnings	Total Points
	VOROPAIEV Oleksandr	UKR				0
X	KHABIBULAEV Sheikh-mansur	AIN	2	2		4



Results

As of THU 14 AUG 2025

Bout number #2211

BARAKANOV Saiak (KGZ) 2 - 4 RAKHMETOLLIN Maratbek (KAZ)

Victory on points

Winner	Name	NOC Code	Technical Points	Hold-Down Points	Warnings	Total Points
	BARAKANOV Saiak	KGZ				2
X	RAKHMETOLLIN Maratbek	KAZ	4		3	4



Results

As of THU 14 AUG 2025

Bout number #2103

VOROPAIEV Oleksandr (UKR) 1 - 0 NERSESYAN Mayis (ARM)

Victory on points

Winner	Name	NOC Code	Technical Points	Hold-Down Points	Warnings	Total Points
X	VOROPAIEV Oleksandr	UKR			1	1
	NERSESYAN Mayis	ARM			2	0



Results

As of THU 14 AUG 2025

Bout number #2203

DIFALCO Dario (ITA) 0 - 4 KHABIBULAEV Sheikh-mansur (AIN)

Total victory

Winner	Name	NOC Code	Technical Points	Hold-Down Points	Warnings	Total Points
	DIFALCO Dario	ITA				0
X	KHABIBULAEV Sheikh-mansur	AIN	4			4



Results

As of THU 14 AUG 2025

Bout number #2104

LAARIF Wail (MAR) 1 - 4 BARAKANOV Saiak (KGZ)

Victory on points

Winner	Name	NOC Code	Technical Points	Hold-Down Points	Warnings	Total Points
	LAARIF Wail	MAR	1		2	1
X	BARAKANOV Saiak	KGZ	3		1	4



Results

As of THU 14 AUG 2025

Bout number #2204

BORREGALES Lucas (VEN) 2 - 1 RAKHMETOLLIN Maratbek (KAZ)

Total victory

Winner	Name	NOC Code	Technical Points	Hold-Down Points	Warnings	Total Points
	BORREGALES Lucas	VEN	2		1	2
X	RAKHMETOLLIN Maratbek	KAZ	1			1



SAMBO

Men's Combat -71kg



Entry List by Event

As of TUE 12 AUG 2025

NOC	Name	Event	Date of Birth
AIN - AIN	ZINNATOV Rolan	Men's Combat -71kg	26 DEC 1996
CRO - CROATIA	SUMPOR Patrik	Men's Combat -71kg	23 MAI 1998
EGY - EGYPT	ELBITAR Atef Nageh	Men's Combat -71kg	16 MAI 2003
KAZ - KAZAKHSTAN	TOLEUKHAN Niyetkhan	Men's Combat -71kg	04 OCT 1996
KGZ - KYRGYZSTAN	ZAMIRBEK UULU Kurmanbek	Men's Combat -71kg	04 MAR 2001
SRB - SERBIA	ZUPARIC Stefan	Men's Combat -71kg	27 APR 1999
UKR - UKRAINE	KUCHERENKO Andrii	Men's Combat -71kg	30 MAR 1998
VEN - VENEZUELA	AMAYA Paul	Men's Combat -71kg	06 JUN 2001



Brackets

As of WED 13 AUG 2025

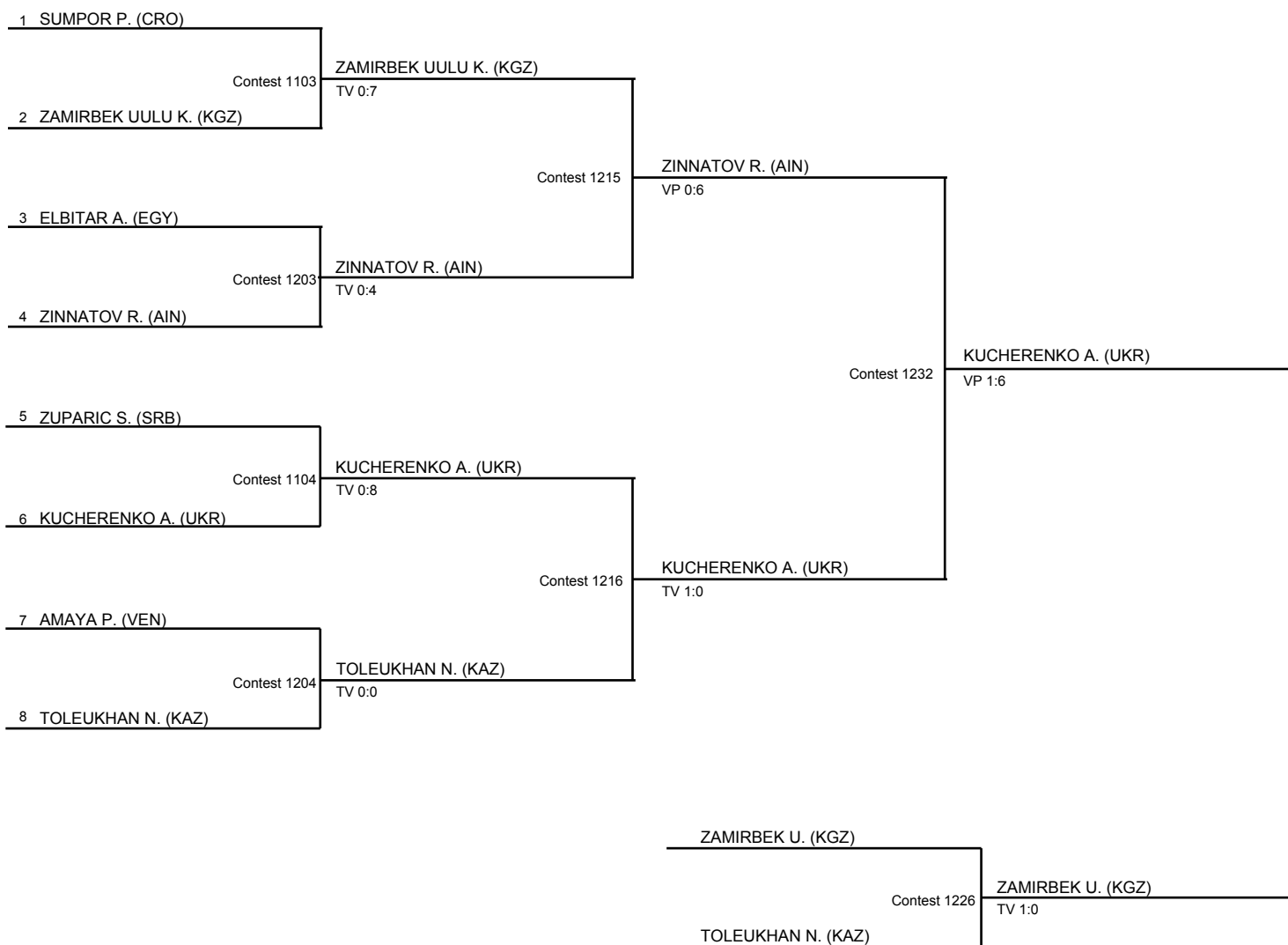
Quarterfinals

Semifinals

Finals

MEDALLISTS

Gold	KUCHERENKO A. (UKR)
Silver	ZINNATOV R. (AIN)
Bronze	ZAMIRBEK UULU K. (KGZ)





Medallists

Medal	Name	NOC
GOLD	KUCHERENKO Andrii	UKR - UKRAINE
SILVER	ZINNATOV Rolan	AIN - AIN
BRONZE	ZAMIRBEK UULU Kurmanbek	KGZ - KYRGYZSTAN



Results

As of WED 13 AUG 2025

Bout number #1226

ZAMIRBEK UULU Kurmanbek (KGZ) 1 - 0 TOLEUKHAN Niyetkhan (KAZ)

Total victory

Winner	Name	NOC Code	Technical Points	Hold-Down Points	Warnings	Total Points
X	ZAMIRBEK UULU Kurmanbek	KGZ	1			1
	TOLEUKHAN Niyetkhan	KAZ				0



Results

As of WED 13 AUG 2025

Bout number #1232

ZINNATOV Rolan (AIN) 1 - 6 KUCHERENKO Andrii (UKR)

Victory on points

Winner	Name	NOC Code	Technical Points	Hold-Down Points	Warnings	Total Points
	ZINNATOV Rolan	AIN				1
X	KUCHERENKO Andrii	UKR	6		2	6



Results

As of WED 13 AUG 2025

Bout number #1215

ZAMIRBEK UULU Kurmanbek (KGZ) 0 - 6 ZINNATOV Rolan (AIN)

Victory on points

Winner	Name	NOC Code	Technical Points	Hold-Down Points	Warnings	Total Points
	ZAMIRBEK UULU Kurmanbek	KGZ				0
X	ZINNATOV Rolan	AIN	4	2		6



Results

As of WED 13 AUG 2025

Bout number #1216

KUCHERENKO Andrii (UKR) 1 - 0 TOLEUKHAN Niyetkhan (KAZ)

Total victory

Winner	Name	NOC Code	Technical Points	Hold-Down Points	Warnings	Total Points
X	KUCHERENKO Andrii	UKR	1			1
	TOLEUKHAN Niyetkhan	KAZ				0



Results

As of WED 13 AUG 2025

Bout number #1103

SUMPOR Patrik (CRO) 0 - 7 ZAMIRBEK UULU Kurmanbek (KGZ)

Total victory

Winner	Name	NOC Code	Technical Points	Hold-Down Points	Warnings	Total Points
	SUMPOR Patrik	CRO			1	0
X	ZAMIRBEK UULU Kurmanbek	KGZ	7		1	7



Results

As of WED 13 AUG 2025

Bout number #1203

ELBITAR Atef Nageh (EGY) 0 - 4 ZINNATOV Rolan (AIN)

Total victory

Winner	Name	NOC Code	Technical Points	Hold-Down Points	Warnings	Total Points
	ELBITAR Atef Nageh	EGY				0
X	ZINNATOV Rolan	AIN	4			4



Results

As of WED 13 AUG 2025

Bout number #1104

ZUPARIC Stefan (SRB) 0 - 8 KUCHERENKO Andrii (UKR)

Total victory

Winner	Name	NOC Code	Technical Points	Hold-Down Points	Warnings	Total Points
	ZUPARIC Stefan	SRB				0
X	KUCHERENKO Andrii	UKR	8		1	8



Results

As of WED 13 AUG 2025

Bout number #1204

AMAYA Paul (VEN) 0 - 0 TOLEUKHAN Niyetkhan (KAZ)

Total victory

Winner	Name	NOC Code	Technical Points	Hold-Down Points	Warnings	Total Points
	AMAYA Paul	VEN				0
X	TOLEUKHAN Niyetkhan	KAZ				0



SAMBO

Men's Combat -79kg



Entry List by Event

As of TUE 12 AUG 2025

NOC	Name	Event	Date of Birth
AIN - AIN	ABGARIAN Ovanes	Men's Combat -79kg	19 OCT 1993
ARM - ARMENIA	VARDANYAN Sargis	Men's Combat -79kg	01 JUN 1989
CMR - CAMEROON	BESSALA AWONO Joseph	Men's Combat -79kg	28 MAR 2001
COL - COLOMBIA	CONTRERAS Juan	Men's Combat -79kg	04 JAN 1996
KAZ - KAZAKHSTAN	DUISEMBEKOV Bakytzhan	Men's Combat -79kg	22 MAR 1994
UKR - UKRAINE	RUDNIEV Vladyslav	Men's Combat -79kg	25 JUN 1996
USA - UNITED STATES OF AMERICA	SMITH Jesse	Men's Combat -79kg	20 DEC 1993
UZB - UZBEKISTAN	KUSHAEV Sharif	Men's Combat -79kg	11 FEB 1995



Brackets

As of WED 13 AUG 2025

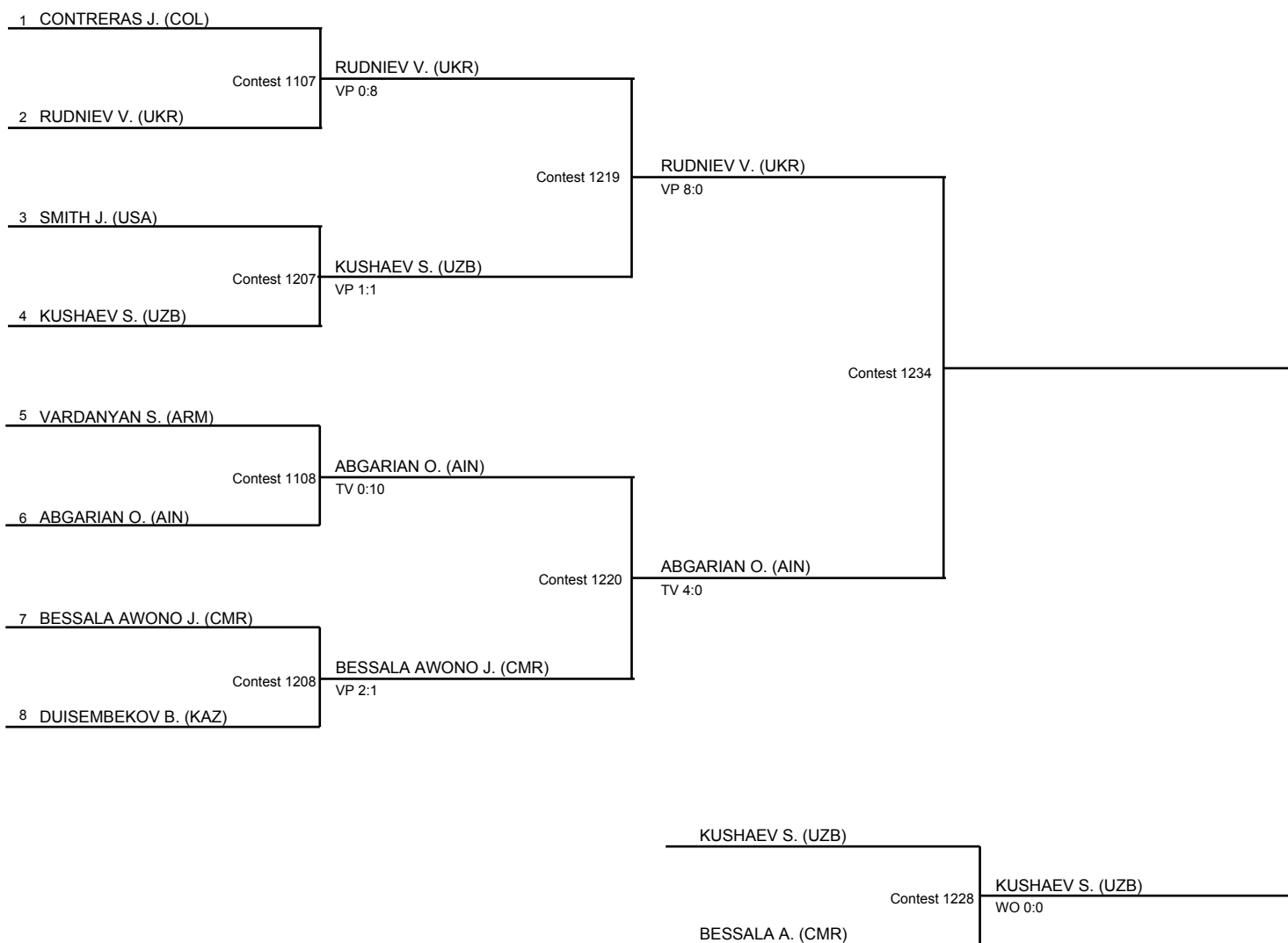
Quarterfinals

Semifinals

Finals

MEDALLISTS

Gold
Silver
Bronze KUSHAEV S. (UZB)





Medallists

Medal	Name	NOC
GOLD	RUDNIEV Vladyslav	UKR - UKRAINE
SILVER	ABGARIAN Ovanes	AIN - AIN
BRONZE	KUSHAEV Sharif	UZB - UZBEKISTAN



Results

As of WED 13 AUG 2025

Bout number #1228

KUSHAEV Sharif (UZB) 0 - 0 BESSALA AWONO Joseph (CMR)

Walkover

Winner	Name	NOC Code	Technical Points	Hold-Down Points	Warnings	Total Points
X	KUSHAEV Sharif	UZB				0
	BESSALA AWONO Joseph	CMR				0



Results

As of WED 13 AUG 2025

Bout number #1234

RUDNIEV Vladyslav (UKR) 3 - 0 ABGARIAN Ovanes (AIN)

Victory on points

Winner	Name	NOC Code	Technical Points	Hold-Down Points	Warnings	Total Points
X	RUDNIEV Vladyslav	UKR	2			3
	ABGARIAN Ovanes	AIN			2	0



Results

As of WED 13 AUG 2025

Bout number #1219

RUDNIEV Vladyslav (UKR) 8 - 0 KUSHAEV Sharif (UZB)

Victory on points

Winner	Name	NOC Code	Technical Points	Hold-Down Points	Warnings	Total Points
X	RUDNIEV Vladyslav	UKR	4	2		8
	KUSHAEV Sharif	UZB			3	0



Results

As of WED 13 AUG 2025

Bout number #1220

ABGARIAN Ovanes (AIN) 4 - 0 BESSALA AWONO Joseph (CMR)

Total victory

Winner	Name	NOC Code	Technical Points	Hold-Down Points	Warnings	Total Points
X	ABGARIAN Ovanes	AIN	4			4
	BESSALA AWONO Joseph	CMR				0



Results

As of WED 13 AUG 2025

Bout number #1107

CONTRERAS Juan (COL) 0 - 8 RUDNIEV Vladyslav (UKR)

Victory on points

Winner	Name	NOC Code	Technical Points	Hold-Down Points	Warnings	Total Points
	CONTRERAS Juan	COL			1	0
X	RUDNIEV Vladyslav	UKR	8			8



Results

As of WED 13 AUG 2025

Bout number #1207

SMITH Jesse (USA) 1 - 1 KUSHAEV Sharif (UZB)

Victory on points

Winner	Name	NOC Code	Technical Points	Hold-Down Points	Warnings	Total Points
	SMITH Jesse	USA				1
X	KUSHAEV Sharif	UZB	1		2	1



Results

As of WED 13 AUG 2025

Bout number #1108

VARDANYAN Sargis (ARM) 0 - 10 ABGARIAN Ovanes (AIN)

Total victory

Winner	Name	NOC Code	Technical Points	Hold-Down Points	Warnings	Total Points
	VARDANYAN Sargis	ARM				0
X	ABGARIAN Ovanes	AIN	10			10



Results

As of WED 13 AUG 2025

Bout number #1208

BESSALA AWONO Joseph (CMR) 2 - 1 DUISEMBEKOV Bakytzhan (KAZ)

Victory on points

Winner	Name	NOC Code	Technical Points	Hold-Down Points	Warnings	Total Points
X	BESSALA AWONO Joseph	CMR	2		2	2
	DUISEMBEKOV Bakytzhan	KAZ			1	1



SAMBO

Men's Combat -88kg



Entry List by Event

As of TUE 12 AUG 2025

NOC	Name	Event	Date of Birth
AIN - AIN	ALIKHANOV Abusupiyan	Men's Combat -88kg	01 MAI 1989
AUS - AUSTRALIA	TEMESI Sebastian	Men's Combat -88kg	24 APR 1990
JAM - JAMAICA	COLQUHOUN Matthew	Men's Combat -88kg	24 NOV 1993
KAZ - KAZAKHSTAN	TERGEUBEKOV Tanirbergen	Men's Combat -88kg	06 MAR 2001
KGZ - KYRGYZSTAN	ERKEBAI UULU Bekten	Men's Combat -88kg	30 JAN 1994
MAR - MOROCCO	MOUKNAJ Mustapha	Men's Combat -88kg	14 MAI 1993
UKR - UKRAINE	DAVYDENKO Petro	Men's Combat -88kg	03 JUL 1996
UZB - UZBEKISTAN	KHASANBOEV Sokhibjon	Men's Combat -88kg	08 NOV 2000



Brackets

As of WED 13 AUG 2025

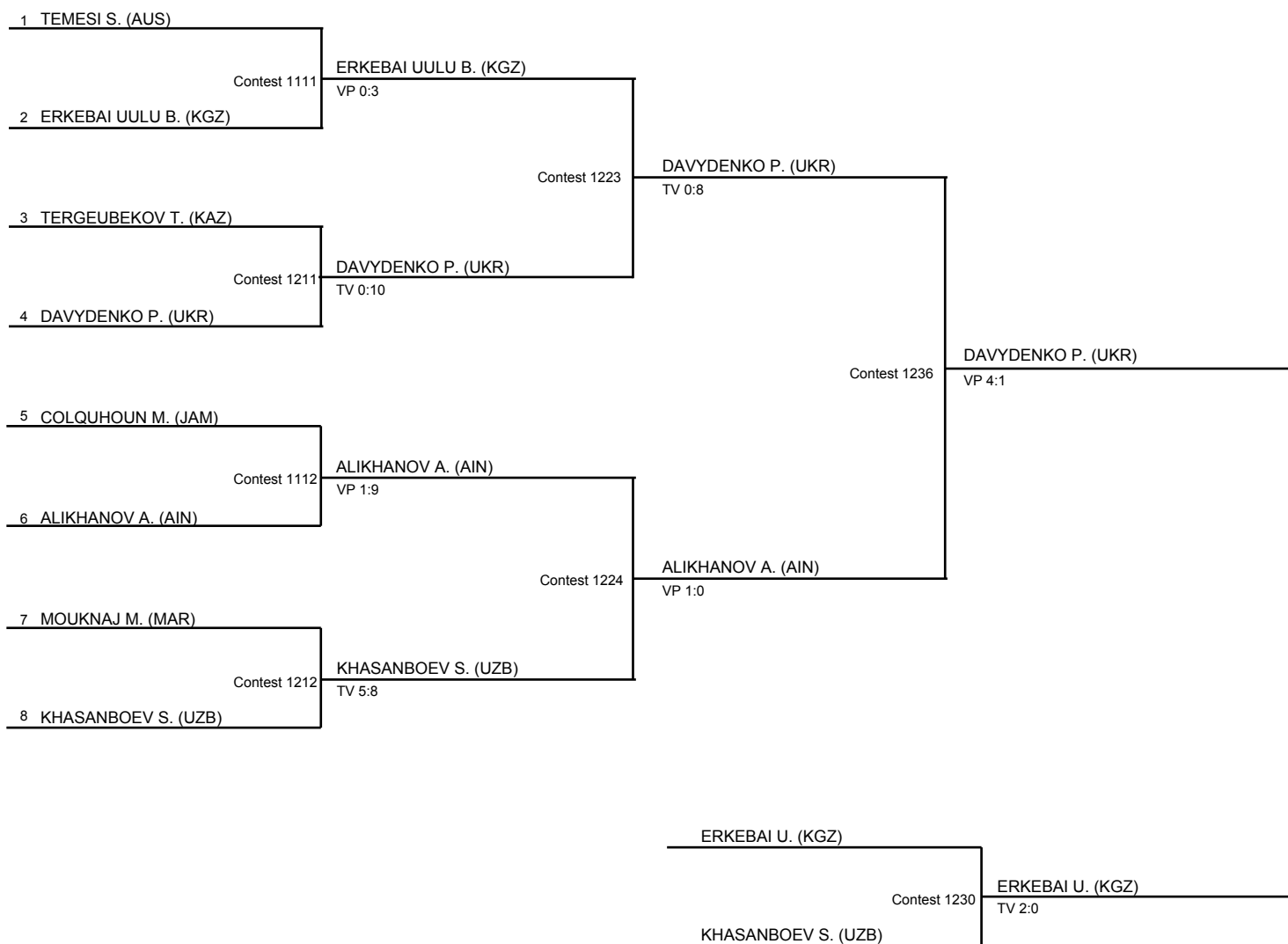
Quarterfinals

Semifinals

Finals

MEDALLISTS

Gold	DAVYDENKO P. (UKR)
Silver	ALIKHANOV A. (AIN)
Bronze	ERKEBAI UULU B. (KGZ)





Medallists

Medal	Name	NOC
GOLD	DAVYDENKO Petro	UKR - UKRAINE
SILVER	ALIKHANOV Abusupiyan	AIN - AIN
BRONZE	ERKEBAI UULU Bekten	KGZ - KYRGYZSTAN



Results

As of WED 13 AUG 2025

Bout number #1230

ERKEBAI UULU Bekten (KGZ) 2 - 0 KHASANBOEV Sokhibjon (UZB)

Total victory

Winner	Name	NOC Code	Technical Points	Hold-Down Points	Warnings	Total Points
X	ERKEBAI UULU Bekten	KGZ	1		1	2
	KHASANBOEV Sokhibjon	UZB			2	0



Results

As of WED 13 AUG 2025

Bout number #1236

DAVYDENKO Petro (UKR) 4 - 1 ALIKHANOV Abusupiyan (AIN)

Victory on points

Winner	Name	NOC Code	Technical Points	Hold-Down Points	Warnings	Total Points
X	DAVYDENKO Petro	UKR	4			4
	ALIKHANOV Abusupiyan	AIN	1		1	1



Results

As of WED 13 AUG 2025

Bout number #1223

ERKEBAI UULU Bekten (KGZ) 0 - 8 DAVYDENKO Petro (UKR)

Total victory

Winner	Name	NOC Code	Technical Points	Hold-Down Points	Warnings	Total Points
	ERKEBAI UULU Bekten	KGZ				0
X	DAVYDENKO Petro	UKR	8			8



Results

As of WED 13 AUG 2025

Bout number #1224

ALIKHANOV Abusupiyan (AIN) 1 - 0 KHASANBOEV Sokhibjon (UZB)

Victory on points

Winner	Name	NOC Code	Technical Points	Hold-Down Points	Warnings	Total Points
X	ALIKHANOV Abusupiyan	AIN				1
	KHASANBOEV Sokhibjon	UZB			2	0



Results

As of WED 13 AUG 2025

Bout number #1111

TEMESI Sebastian (AUS) 0 - 3 ERKEBAI UULU Bekten (KGZ)

Victory on points

Winner	Name	NOC Code	Technical Points	Hold-Down Points	Warnings	Total Points
	TEMESI Sebastian	AUS			2	0
X	ERKEBAI UULU Bekten	KGZ	2		1	3



Results

As of WED 13 AUG 2025

Bout number #1211

TERGEUBEKOV Tanirbergen (KAZ) 0 - 10 DAVYDENKO Petro (UKR)

Total victory

Winner	Name	NOC Code	Technical Points	Hold-Down Points	Warnings	Total Points
	TERGEUBEKOV Tanirbergen	KAZ			1	0
X	DAVYDENKO Petro	UKR	8	2		10



Results

As of WED 13 AUG 2025

Bout number #1112

COLQUHOUN Matthew (JAM) 1 - 9 ALIKHANOV Abusupiyan (AIN)

Victory on points

Winner	Name	NOC Code	Technical Points	Hold-Down Points	Warnings	Total Points
	COLQUHOUN Matthew	JAM	1		2	1
X	ALIKHANOV Abusupiyan	AIN	8			9



Results

As of WED 13 AUG 2025

Bout number #1212

MOUKNAJ Mustapha (MAR) 5 - 8 KHASANBOEV Sokhibjon (UZB)

Total victory

Winner	Name	NOC Code	Technical Points	Hold-Down Points	Warnings	Total Points
	MOUKNAJ Mustapha	MAR	5		1	5
X	KHASANBOEV Sokhibjon	UZB	8		1	8



SAMBO

Men's Combat -98kg



Entry List by Event

As of TUE 12 AUG 2025

NOC	Name	Event	Date of Birth
AIN - AIN	GASANOV Magomed	Men's Combat -98kg	10 JUN 1999
ARM - ARMENIA	AVANESYAN Arman	Men's Combat -98kg	24 DEC 1999
CMR - CAMEROON	NJI MOULUH Seidou	Men's Combat -98kg	12 JUL 1993
KGZ - KYRGYZSTAN	ZHEEMYRSAEV Beknazar	Men's Combat -98kg	13 OCT 1999
NED - NETHERLANDS	VAN DEN BRINK Remco	Men's Combat -98kg	20 MAI 1989
UKR - UKRAINE	VOLOSHYNOV Anatolii	Men's Combat -98kg	17 JUN 1979
UZB - UZBEKISTAN	MUROTOV Ozodbek	Men's Combat -98kg	01 SEP 2000
VEN - VENEZUELA	CARIACO Tomas	Men's Combat -98kg	16 MAR 1996



Brackets

As of THU 14 AUG 2025

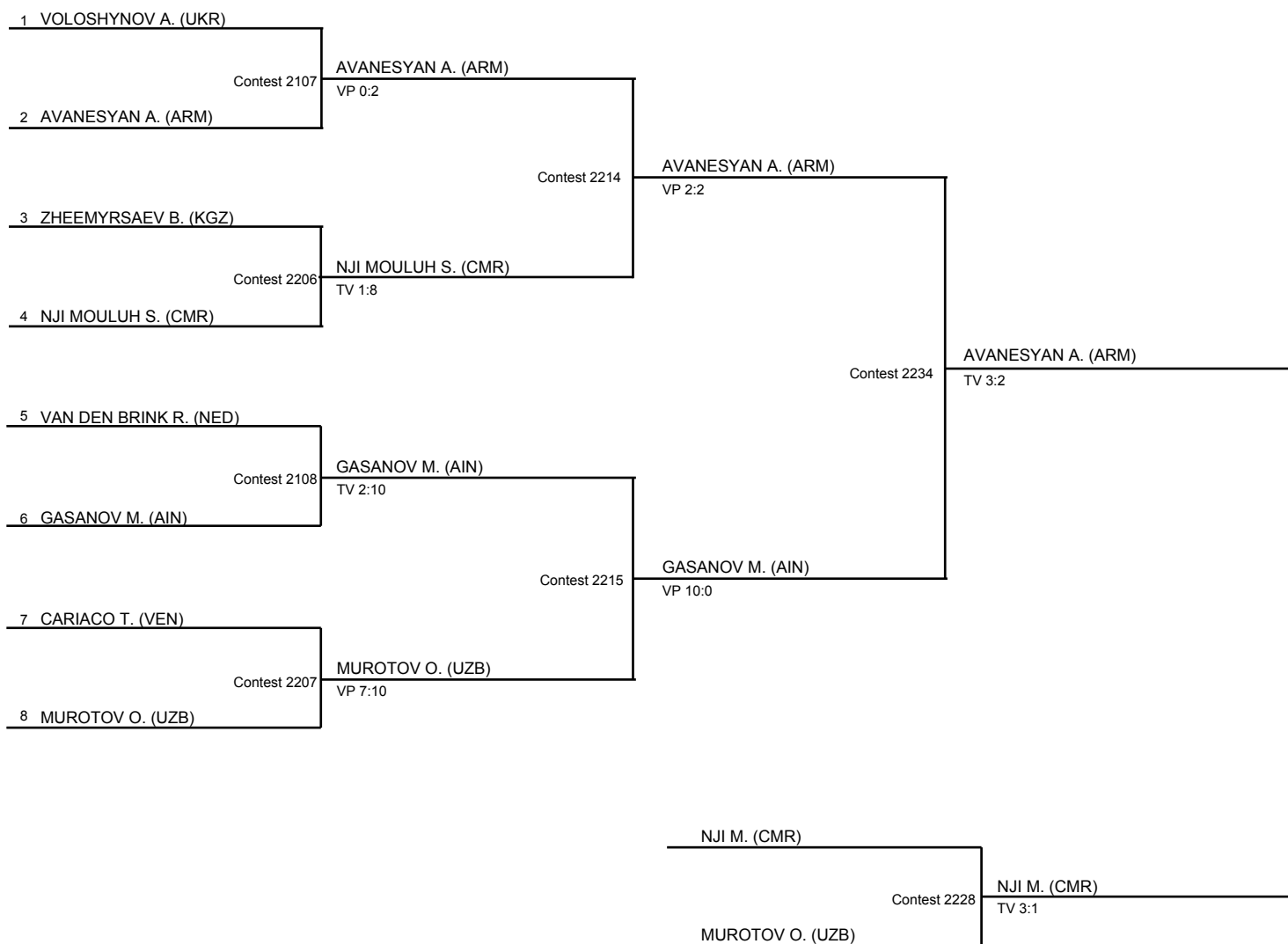
Quarterfinals

Semifinals

Finals

MEDALLISTS

Gold	AVANESYAN A. (ARM)
Silver	GASANOV M. (AIN)
Bronze	NJI MOULUH S. (CMR)





Medallists

Medal	Name	NOC
GOLD	AVANESYAN Arman	ARM - ARMENIA
SILVER	GASANOV Magomed	AIN - AIN
BRONZE	NJI MOULUH Seidou	CMR - CAMEROON



Results

As of THU 14 AUG 2025

Bout number #2228

NJI MOULUH Seidou (CMR) 3 - 1 MUROTOV Ozodbek (UZB)

Total victory

Winner	Name	NOC Code	Technical Points	Hold-Down Points	Warnings	Total Points
X	NJI MOULUH Seidou	CMR	2		1	3
	MUROTOV Ozodbek	UZB	1		2	1



Results

As of FRI 15 AUG 2025

Bout number #2234

AVANESYAN Arman (ARM) 3 - 2 GASANOV Magomed (AIN)

Total victory

Winner	Name	NOC Code	Technical Points	Hold-Down Points	Warnings	Total Points
X	AVANESYAN Arman	ARM	2		3	3
	GASANOV Magomed	AIN			2	2



Results

As of THU 14 AUG 2025

Bout number #2214

AVANESYAN Arman (ARM) 2 - 2 NJI MOULUH Seidou (CMR)

Victory on points

Winner	Name	NOC Code	Technical Points	Hold-Down Points	Warnings	Total Points
X	AVANESYAN Arman	ARM	2		2	2
	NJI MOULUH Seidou	CMR	1		1	2



Results

As of THU 14 AUG 2025

Bout number #2215

GASANOV Magomed (AIN) 10 - 0 MUROTOV Ozodbek (UZB)

Victory on points

Winner	Name	NOC Code	Technical Points	Hold-Down Points	Warnings	Total Points
X	GASANOV Magomed	AIN	10		1	10
	MUROTOV Ozodbek	UZB			1	0



Results

As of THU 14 AUG 2025

Bout number #2206

ZHEEMYRSAEV Beknazar (KGZ) 1 - 8 NJI MOULUH Seidou (CMR)

Total victory

Winner	Name	NOC Code	Technical Points	Hold-Down Points	Warnings	Total Points
	ZHEEMYRSAEV Beknazar	KGZ			1	1
X	NJI MOULUH Seidou	CMR	8		2	8



Results

As of THU 14 AUG 2025

Bout number #2107

VOLOSHYNOV Anatolii (UKR) 0 - 2 AVANESYAN Arman (ARM)

Victory on points

Winner	Name	NOC Code	Technical Points	Hold-Down Points	Warnings	Total Points
	VOLOSHYNOV Anatolii	UKR			4	0
X	AVANESYAN Arman	ARM			1	2



Results

As of THU 14 AUG 2025

Bout number #2207

CARIACO Tomas (VEN) 7 - 10 MUROTOV Ozodbek (UZB)

Victory on points

Winner	Name	NOC Code	Technical Points	Hold-Down Points	Warnings	Total Points
	CARIACO Tomas	VEN	6		1	7
X	MUROTOV Ozodbek	UZB	10		2	10



Results

As of THU 14 AUG 2025

Bout number #2108

VAN DEN BRINK Remco (NED) 2 - 10 GASANOV Magomed (AIN)

Total victory

Winner	Name	NOC Code	Technical Points	Hold-Down Points	Warnings	Total Points
	VAN DEN BRINK Remco	NED	2			2
X	GASANOV Magomed	AIN	10			10



SAMBO

Men's Team



Entry List by Event

As of TUE 12 AUG 2025

NOC	Name	Event	Date of Birth
ARM - ARMENIA			
	AVANESYAN Arman	Men's Team	24 DEC 1999
	NERSESYAN Mayis	Men's Team	15 MAR 1992
	VARDANYAN Sargis	Men's Team	01 JUN 1989
CMR - CAMEROON			
	BESSALA AWONO Joseph	Men's Team	28 MAR 2001
	NJI MOULUH Seidou	Men's Team	12 JUL 1993
KAZ - KAZAKHSTAN			
	DUISEMBEKOV Bakytzhan	Men's Team	22 MAR 1994
	RAKHMETOLLIN Maratbek	Men's Team	06 MAR 1998
	TERGEUBEKOV Tanirbergen	Men's Team	06 MAR 2001
	TOLEUKHAN Niyetkhan	Men's Team	04 OCT 1996
KGZ - KYRGYZSTAN			
	BARAKANOV Saiak	Men's Team	05 SEP 1994
	ERKEBAI UULU Bekten	Men's Team	30 JAN 1994
	ZAMIRBEK UULU Kurmanbek	Men's Team	04 MAR 2001
	ZHEEMYRSAEV Beknazar	Men's Team	13 OCT 1999
MAR - MOROCCO			
	LAARIF Wail	Men's Team	31 JAN 2005
	MOUKNAJ Mustapha	Men's Team	14 MAI 1993
UKR - UKRAINE			
	DAVYDENKO Petro	Men's Team	03 JUL 1996
	KUCHERENKO Andrii	Men's Team	30 MAR 1998
	RUDNIEV Vladyslav	Men's Team	25 JUN 1996
	VOLOSHYNOV Anatolii	Men's Team	17 JUN 1979
	VOROPAIEV Oleksandr	Men's Team	01 APR 1990
UZB - UZBEKISTAN			
	KHASANBOEV Sokhibjon	Men's Team	08 NOV 2000
	KUSHAEV Sharif	Men's Team	11 FEB 1995
	MUROTOV Ozodbek	Men's Team	01 SEP 2000
VEN - VENEZUELA			
	AMAYA Paul	Men's Team	06 JUN 2001
	BORREGALES Lucas	Men's Team	28 JUL 1984
	CARIACO Tomas	Men's Team	16 MAR 1996



Brackets

As of THU 14 AUG 2025

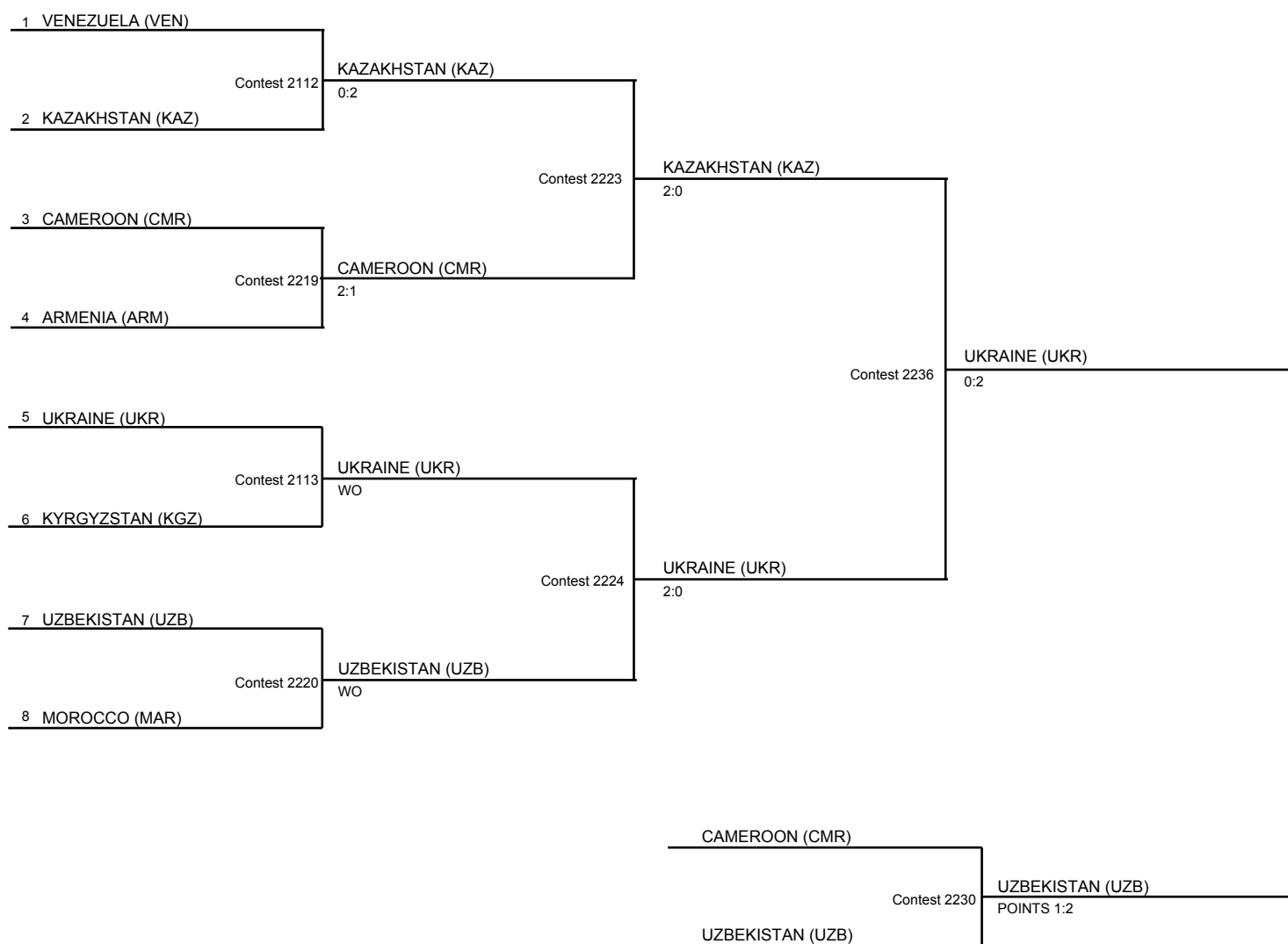
Quarterfinals

Semifinals

Finals

MEDALLISTS

Gold	UKRAINE (UKR)
Silver	KAZAKHSTAN (KAZ)
Bronze	UZBEKISTAN (UZB)





Medallists

Medal	Name	NOC
GOLD	<ul style="list-style-type: none"> - VOROPAIEV Oleksandr - KUCHERENKO Andrii - RUDNIEV Vladyslav - DAVYDENKO Petro - VOLOSHYNOV Anatolii 	UKR - UKRAINE
SILVER	<ul style="list-style-type: none"> - RAKHMETOLLIN Maratbek - TOLEUKHAN Niyetkhan - DUISEMBEKOV Bakytzhan - TERGEUBEKOV Tanirbergen 	KAZ - KAZAKHSTAN
BRONZE	<ul style="list-style-type: none"> - KHASANBOEV Sokhibjon - KUSHAEV Sharif - MUROTOV Ozodbek 	UZB - UZBEKISTAN



Results

As of THU 14 AUG 2025

Bout number #2230

Cameroon

1 - 2

Uzbekistan

Winner	Name	NOC Code	Technical Points	Hold-Down Points	Warnings	Total Points
	BESSALA AWONO Joseph	CMR	4		1	4
X	KUSHAEV Sharif	UZB				0

Total victory

Winner	Name	NOC Code	Technical Points	Hold-Down Points	Warnings	Total Points
X	NJI MOULUH Seidou	CMR	4		2	4
	MUROTOV Ozodbek	UZB	2		1	3

Victory on points

Winner	Name	NOC Code	Technical Points	Hold-Down Points	Warnings	Total Points
	NJI MOULUH Seidou	CAM	3		1	4
X	MUROTOV Ozodbek	UZB	7		2	7

Victory on points



Results

As of THU 14 AUG 2025

Bout number #2236

Kazakhstan 0 - 2 Ukraine

Winner	Name	NOC Code	Technical Points	Hold-Down Points	Warnings	Total Points
	TOLEUKHAN Niyetkhan	KAZ				0
X	KUCHERENKO Andrii	UKR	2			2

Total victory

Winner	Name	NOC Code	Technical Points	Hold-Down Points	Warnings	Total Points
	DUISEMBEKOV Bakytzhan	KAZ				0
X	RUDNIEV Vladyslav	UKR				0

Walkover



Results

As of THU 14 AUG 2025

Bout number #2223

Kazakhstan 2 - 0 Cameroon

Winner	Name	NOC Code	Technical Points	Hold-Down Points	Warnings	Total Points
X	TOLEUKHAN Niyetkhan	KAZ				0
						0

Walkover

Winner	Name	NOC Code	Technical Points	Hold-Down Points	Warnings	Total Points
X	DUISEMBEKOV Bakytzhan	KAZ	2			2
	BESSALA AWONO Joseph	CMR				0

Total victory



Results

As of THU 14 AUG 2025

Bout number #2224

Ukraine 2 - 0 Uzbekistan

Winner	Name	NOC Code	Technical Points	Hold-Down Points	Warnings	Total Points
X	KUCHERENKO Andrii	UKR				0
						0

Walkover

Winner	Name	NOC Code	Technical Points	Hold-Down Points	Warnings	Total Points
X	RUDNIEV Vladyslav	UKR	6			6
	KUSHAEV Sharif	UZB				0

Total victory



Results

As of THU 14 AUG 2025

Bout number #2112

Venezuela 0 - 2 Kazakhstan

Winner	Name	NOC Code	Technical Points	Hold-Down Points	Warnings	Total Points
	AMAYA Paul	VEN	4		2	4
X	TOLEUKHAN Niyetkhan	KAZ	8			9

Total victory

Winner	Name	NOC Code	Technical Points	Hold-Down Points	Warnings	Total Points
						0
X	DUISEMBEKOV Bakytzhan	KAZ				0

Walkover



Results

As of THU 14 AUG 2025

Bout number #2219

Cameroon 2 - 1 Armenia

Winner	Name	NOC Code	Technical Points	Hold-Down Points	Warnings	Total Points
X	BESSALA AWONO Joseph	CMR	6			6
	VARDANYAN Sargis	ARM				0

Total victory

Winner	Name	NOC Code	Technical Points	Hold-Down Points	Warnings	Total Points
X	NJI MOULUH Seidou	CMR				0
	AVANESYAN Arman	ARM				0

Walkover



TWG
2025
CHENGDU



SAMBO

Women's Combat -54kg



Entry List by Event

As of TUE 12 AUG 2025

NOC	Name	Event	Date of Birth
AIN - AIN	DOROSHENKO Mariia	Women's Combat -54kg	16 MAI 2003
ARM - ARMENIA	MNATSAKANYAN Arpine	Women's Combat -54kg	15 AUG 2002
EGY - EGYPT	AHMED Sama	Women's Combat -54kg	05 FEB 2002
FRA - FRANCE	BOUSNANE Siham	Women's Combat -54kg	12 FEB 2000
KAZ - KAZAKHSTAN	KABRAIKYZY Kuralay	Women's Combat -54kg	21 MAI 1996
KGZ - KYRGYZSTAN	USON KYZY Akak	Women's Combat -54kg	07 JUN 2005
UZB - UZBEKISTAN	URAKOVA Gulsevar	Women's Combat -54kg	13 MAR 2005
VEN - VENEZUELA	CAMPOS Luisaigna	Women's Combat -54kg	03 OCT 1989



Brackets

As of THU 14 AUG 2025

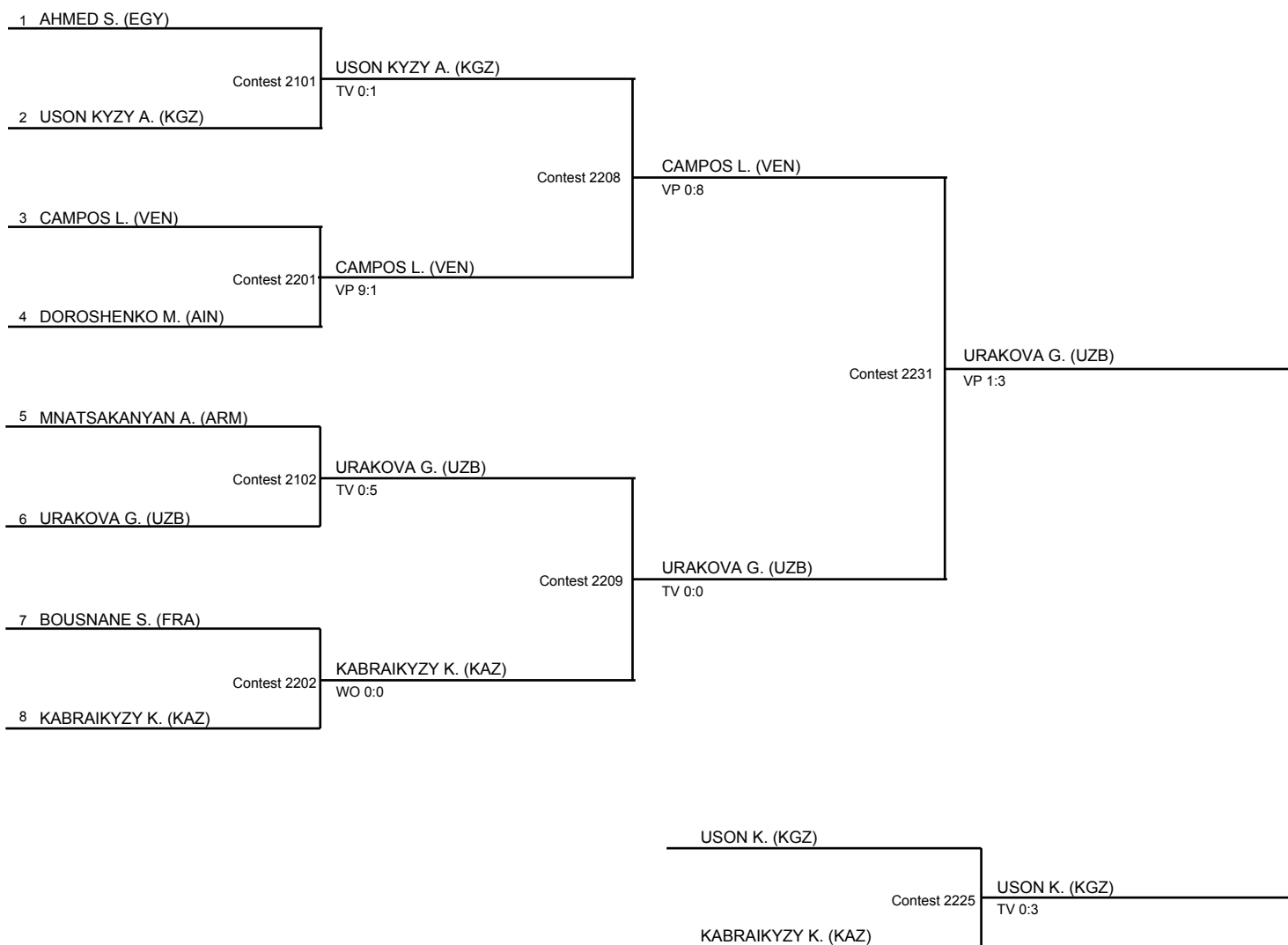
Quarterfinals

Semifinals

Finals

MEDALLISTS

Gold	URAKOVA G. (UZB)
Silver	CAMPOS L. (VEN)
Bronze	USON KYZY A. (KGZ)



**Medallists**

Medal	Name	NOC
GOLD	URAKOVA Gulsevar	UZB - UZBEKISTAN
SILVER	CAMPOS Luisaigna	VEN - VENEZUELA
BRONZE	USON KYZY Akak	KGZ - KYRGYZSTAN



Results

As of THU 14 AUG 2025

Bout number #2225

USON KYZY Akak (KGZ) 0 - 3 KABRAIKYZY Kuralay (KAZ)

Total victory

Winner	Name	NOC Code	Technical Points	Hold-Down Points	Warnings	Total Points
X	USON KYZY Akak	KGZ			2	0
	KABRAIKYZY Kuralay	KAZ	2		1	3



Results

As of FRI 15 AUG 2025

Bout number #2231

CAMPOS Luisaigna (VEN) 1 - 3 URAKOVA Gulsevar (UZB)

Victory on points

Winner	Name	NOC Code	Technical Points	Hold-Down Points	Warnings	Total Points
	CAMPOS Luisaigna	VEN				1
X	URAKOVA Gulsevar	UZB	3		2	3



Results

As of THU 14 AUG 2025

Bout number #2208

USON KYZY Akak (KGZ) 0 - 8 CAMPOS Luisaigna (VEN)

Victory on points

Winner	Name	NOC Code	Technical Points	Hold-Down Points	Warnings	Total Points
	USON KYZY Akak	KGZ				0
X	CAMPOS Luisaigna	VEN	8			8



Results

As of THU 14 AUG 2025

Bout number #2209

URAKOVA Gulsevar (UZB) 0 - 0 KABRAIKYZY Kuralay (KAZ)

Total victory

Winner	Name	NOC Code	Technical Points	Hold-Down Points	Warnings	Total Points
X	URAKOVA Gulsevar	UZB				0
	KABRAIKYZY Kuralay	KAZ			1	0



Results

As of THU 14 AUG 2025

Bout number #2101

AHMED Sama (EGY) 0 - 1 USON KYZY Akak (KGZ)

Total victory

Winner	Name	NOC Code	Technical Points	Hold-Down Points	Warnings	Total Points
	AHMED Sama	EGY			2	0
X	USON KYZY Akak	KGZ				1



Results

As of THU 14 AUG 2025

Bout number #2201

CAMPOS Luisaigna (VEN) 9 - 1 DOROSHENKO Mariia (AIN)

Victory on points

Winner	Name	NOC Code	Technical Points	Hold-Down Points	Warnings	Total Points
X	CAMPOS Luisaigna	VEN	9		2	9
	DOROSHENKO Mariia	AIN				1



Results

As of THU 14 AUG 2025

Bout number #2102

MNATSAKANYAN Arpine (ARM) 0 - 5 URAKOVA Gulsevar (UZB)

Total victory

Winner	Name	NOC Code	Technical Points	Hold-Down Points	Warnings	Total Points
	MNATSAKANYAN Arpine	ARM			4	0
X	URAKOVA Gulsevar	UZB	1	2		5



Results

As of THU 14 AUG 2025

Bout number #2202

BOUSNANE Siham (FRA) 0 - 0 KABRAIKYZY Kuralay (KAZ)

Walkover

Winner	Name	NOC Code	Technical Points	Hold-Down Points	Warnings	Total Points
	BOUSNANE Siham	FRA				0
X	KABRAIKYZY Kuralay	KAZ				0



TWG
2025
CHENGDU



SAMBO

Women's Combat -59kg



Entry List by Event

As of TUE 12 AUG 2025

NOC	Name	Event	Date of Birth
AIN - AIN	LAPAYEVA Yelizaveta	Women's Combat -59kg	15 MAR 2003
	SERDIUK Nina	Women's Combat -59kg	15 NOV 2002
ARM - ARMENIA	HOVAKIMYAN Srбуhi	Women's Combat -59kg	01 FEB 2001
CRC - COSTA RICA	CORDOBA Reina	Women's Combat -59kg	15 MAR 1979
EGY - EGYPT	ATTA Fatma	Women's Combat -59kg	26 AUG 1999
KAZ - KAZAKHSTAN	BIZAK Marzhan	Women's Combat -59kg	28 DEC 1997
MGL - MONGOLIA	ENKHBAATAR Nomintuya	Women's Combat -59kg	26 NOV 2001
UZB - UZBEKISTAN	AZATOVA Shakhzoda	Women's Combat -59kg	27 APR 2004



Brackets

As of WED 13 AUG 2025

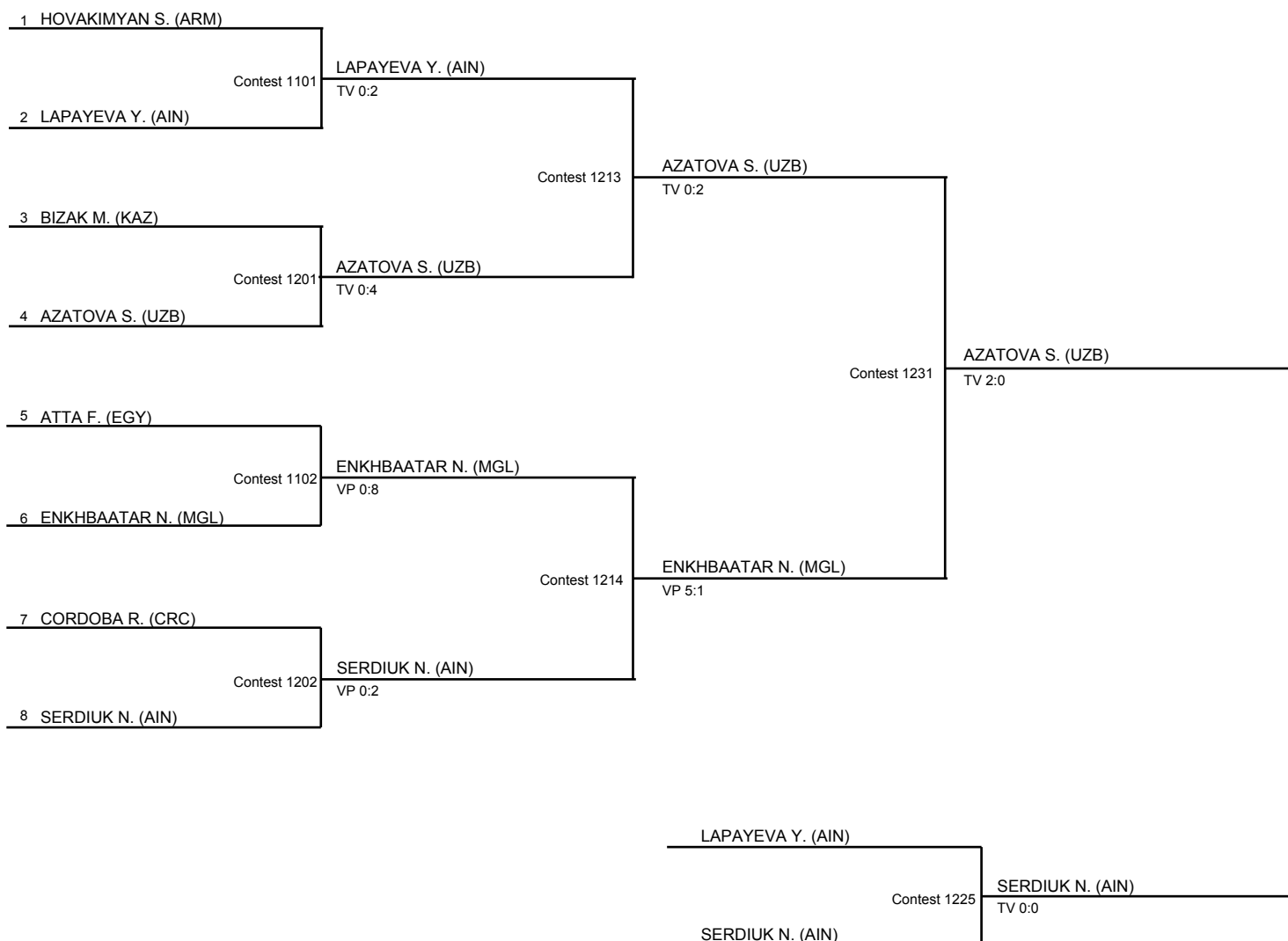
Quarterfinals

Semifinals

Finals

MEDALLISTS

Gold	AZATOVA S. (UZB)
Silver	ENKHBAATAR N. (MGL)
Bronze	SERDIUK N. (AIN)





Medallists

Medal	Name	NOC
GOLD	AZATOVA Shakhzoda	UZB - UZBEKISTAN
SILVER	ENKHBAATAR Nomintuya	MGL - MONGOLIA
BRONZE	SERDIUK Nina	AIN - AIN



Results

As of WED 13 AUG 2025

Bout number #1225

LAPAYEVA Yelizaveta (AIN) 0 - 0 SERDIUK Nina (AIN)

Total victory

Winner	Name	NOC Code	Technical Points	Hold-Down Points	Warnings	Total Points
	LAPAYEVA Yelizaveta	AIN				0
X	SERDIUK Nina	AIN				0



Results

As of WED 13 AUG 2025

Bout number #1231

AZATOVA Shakhzoda (UZB) 2 - 0 ENKHBAATAR Nomintuya (MGL)

Total victory

Winner	Name	NOC Code	Technical Points	Hold-Down Points	Warnings	Total Points
X	AZATOVA Shakhzoda	UZB	1			2
	ENKHBAATAR Nomintuya	MGL			2	0



Results

As of WED 13 AUG 2025

Bout number #1213

LAPAYEVA Yelizaveta (AIN) 0 - 2 AZATOVA Shakhzoda (UZB)

Total victory

Winner	Name	NOC Code	Technical Points	Hold-Down Points	Warnings	Total Points
	LAPAYEVA Yelizaveta	AIN				0
X	AZATOVA Shakhzoda	UZB		2		2



Results

As of WED 13 AUG 2025

Bout number #1214

ENKHBAATAR Nomintuya (MGL) 5 - 1 SERDIUK Nina (AIN)

Victory on points

Winner	Name	NOC Code	Technical Points	Hold-Down Points	Warnings	Total Points
X	ENKHBAATAR Nomintuya	MGL	5		2	5
	SERDIUK Nina	AIN				1



Results

As of WED 13 AUG 2025

Bout number #1101

HOVAKIMYAN Srбуhi (ARM) 0 - 2 LAPAYEVA Yelizaveta (AIN)

Total victory

Winner	Name	NOC Code	Technical Points	Hold-Down Points	Warnings	Total Points
	HOVAKIMYAN Srбуhi	ARM				0
X	LAPAYEVA Yelizaveta	AIN	2			2



Results

As of WED 13 AUG 2025

Bout number #1201

BIZAK Marzhan (KAZ) 0 - 4 AZATOVA Shakhzoda (UZB)

Total victory

Winner	Name	NOC Code	Technical Points	Hold-Down Points	Warnings	Total Points
	BIZAK Marzhan	KAZ				0
X	AZATOVA Shakhzoda	UZB	4			4



Results

As of WED 13 AUG 2025

Bout number #1102

ATTA Fatma (EGY) 0 - 8 ENKHBAATAR Nomintuya (MGL)

Victory on points

Winner	Name	NOC Code	Technical Points	Hold-Down Points	Warnings	Total Points
	ATTA Fatma	EGY				0
X	ENKHBAATAR Nomintuya	MGL	8			8



Results

As of WED 13 AUG 2025

Bout number #1202

CORDOBA Reina (CRC) 0 - 2 SERDIUK Nina (AIN)

Victory on points

Winner	Name	NOC Code	Technical Points	Hold-Down Points	Warnings	Total Points
	CORDOBA Reina	CRC			3	0
X	SERDIUK Nina	AIN				2



TWG
2025
CHENGDU



SAMBO

Women's Combat -65kg



Entry List by Event

As of TUE 12 AUG 2025

NOC	Name	Event	Date of Birth
AIN - AIN	ISTOMINA Sofia	Women's Combat -65kg	22 MAR 2005
DOM - DOMINICAN REPUBLIC	PENA Maria	Women's Combat -65kg	05 SEP 1995
ISR - ISRAEL	BLOCK Nili	Women's Combat -65kg	16 JAN 1995
KAZ - KAZAKHSTAN	AKZHIGITOVA Ainur	Women's Combat -65kg	03 AUG 1996
MAR - MOROCCO	MANDAR Sanaa	Women's Combat -65kg	08 JAN 1988
UKR - UKRAINE	POZDNIA Yevheniia	Women's Combat -65kg	12 JUN 1985
UZB - UZBEKISTAN	BOBOKULOVA Feruza	Women's Combat -65kg	26 MAI 2004
VEN - VENEZUELA	RODRIGUEZ Hendrymar	Women's Combat -65kg	06 AUG 1983



Brackets

As of WED 13 AUG 2025

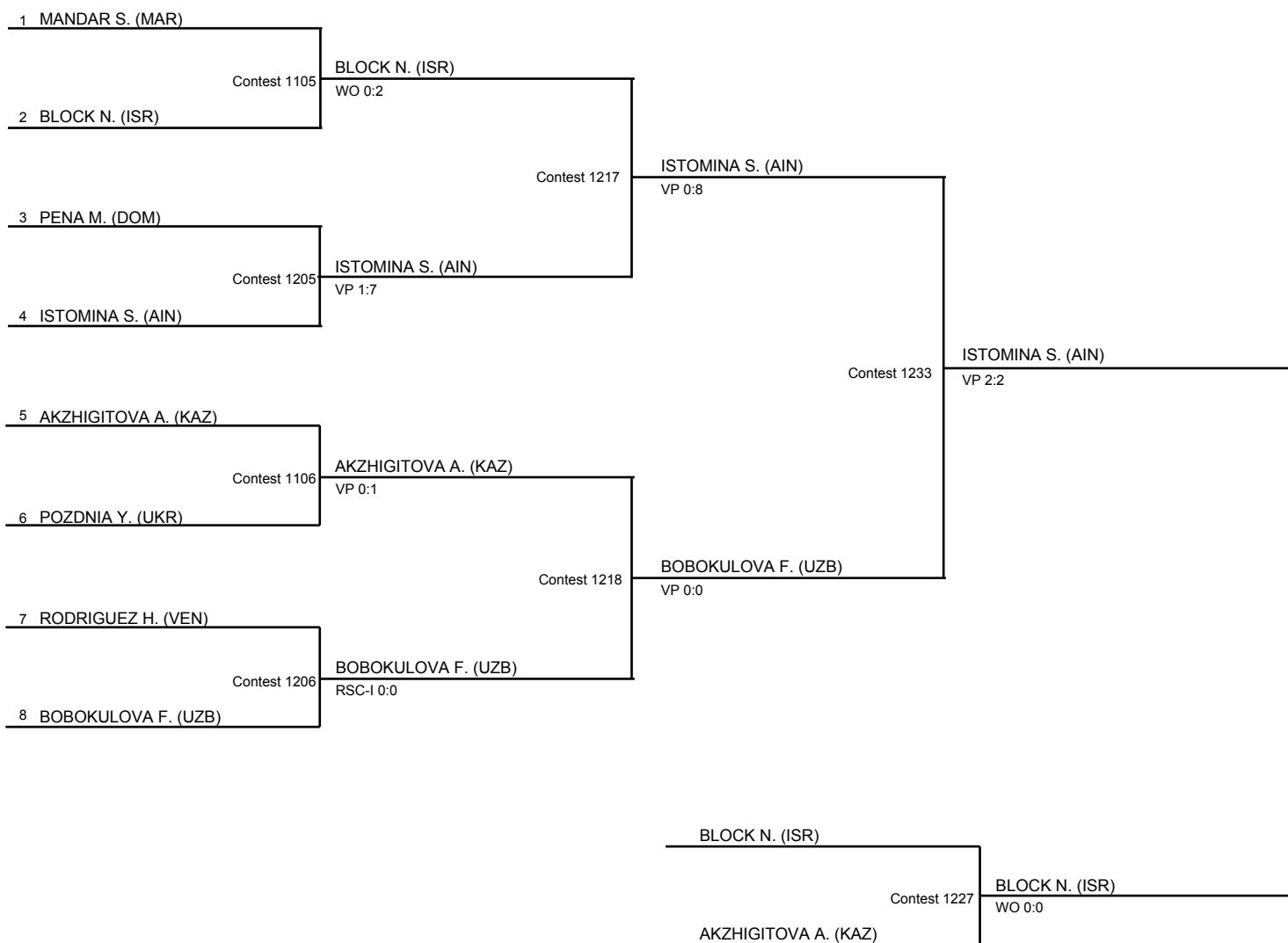
Quarterfinals

Semifinals

Finals

MEDALLISTS

Gold	ISTOMINA S. (AIN)
Silver	BOBOKULOVA F. (UZB)
Bronze	BLOCK N. (ISR)





Medallists

Medal	Name	NOC
GOLD	ISTOMINA Sofia	AIN - AIN
SILVER	BOBOKULOVA Feruza	UZB - UZBEKISTAN
BRONZE	BLOCK Nili	ISR - ISRAEL



Results

As of WED 13 AUG 2025

Bout number #1227

BLOCK Nili (ISR) 0 - 0 AKZHIGITOVA Ainur (KAZ)

Walkover

Winner	Name	NOC Code	Technical Points	Hold-Down Points	Warnings	Total Points
X	BLOCK Nili	ISR				0
	AKZHIGITOVA Ainur	KAZ				0



Results

As of WED 13 AUG 2025

Bout number #1233

ISTOMINA Sofia (AIN) 2 - 2 BOBOKULOVA Feruza (UZB)

Victory on points

Winner	Name	NOC Code	Technical Points	Hold-Down Points	Warnings	Total Points
X	ISTOMINA Sofia	AIN	2			2
	BOBOKULOVA Feruza	UZB	2			2



Results

As of WED 13 AUG 2025

Bout number #1217

BLOCK Nili (ISR) 0 - 8 ISTOMINA Sofia (AIN)

Victory on points

Winner	Name	NOC Code	Technical Points	Hold-Down Points	Warnings	Total Points
	BLOCK Nili	ISR				0
X	ISTOMINA Sofia	AIN	8		1	8



Results

As of WED 13 AUG 2025

Bout number #1218

AKZHIGITOVA Ainur (KAZ) 0 - 0 BOBOKULOVA Feruza (UZB)

Victory on points

Winner	Name	NOC Code	Technical Points	Hold-Down Points	Warnings	Total Points
	AKZHIGITOVA Ainur	KAZ			1	0
X	BOBOKULOVA Feruza	UZB				0



Results

As of WED 13 AUG 2025

Bout number #1105

MANDAR Sanaa (MAR) 0 - 2 BLOCK Nili (ISR)

Walkover

Winner	Name	NOC Code	Technical Points	Hold-Down Points	Warnings	Total Points
	MANDAR Sanaa	MAR			4	0
X	BLOCK Nili	ISR				2



Results

As of WED 13 AUG 2025

Bout number #1205

PENA Maria (DOM) 1 - 7 **ISTOMINA Sofia (AIN)**

Victory on points

Winner	Name	NOC Code	Technical Points	Hold-Down Points	Warnings	Total Points
	PENA Maria	DOM	1			1
X	ISTOMINA Sofia	AIN	7			7



Results

As of WED 13 AUG 2025

Bout number #1106

AKZHIGITOVA Ainur (KAZ) 0 - 1 POZDNIA Yevheniia (UKR)

Victory on points

Winner	Name	NOC Code	Technical Points	Hold-Down Points	Warnings	Total Points
X	AKZHIGITOVA Ainur	KAZ			2	0
	POZDNIA Yevheniia	UKR			1	1



Results

As of WED 13 AUG 2025

Bout number #1206

RODRIGUEZ Hendrymar (VEN) 0 - 0 BOBOKULOVA Feruza (UZB)

Referee Stops Contest - Injury

Winner	Name	NOC Code	Technical Points	Hold-Down Points	Warnings	Total Points
	RODRIGUEZ Hendrymar	VEN			1	0
X	BOBOKULOVA Feruza	UZB			1	0



TWG
2025
CHENGDU



SAMBO

Women's Combat -72kg



Entry List by Event

As of TUE 12 AUG 2025

NOC	Name	Event	Date of Birth
AIN - AIN	MEDVEDEVA Alesia	Women's Combat -72kg	04 JUL 1995
CMR - CAMEROON	KENGNI Reine Kevine	Women's Combat -72kg	20 DEC 1993
ISR - ISRAEL	NISIMIAN Shaked	Women's Combat -72kg	27 MAI 2003
KAZ - KAZAKHSTAN	KENESSARY Aruzhan	Women's Combat -72kg	03 OCT 2003
MEX - MEXICO	CASTILLO BARRANCO Rosa	Women's Combat -72kg	22 JUL 2004
MGL - MONGOLIA	URAN-ULZII Anujin	Women's Combat -72kg	20 SEP 2005
UKR - UKRAINE	LYSENKO Anhelina	Women's Combat -72kg	27 OCT 2004
UZB - UZBEKISTAN	SALOKHIDDINOVA Madinabonu	Women's Combat -72kg	04 JUL 1991



Brackets

As of WED 13 AUG 2025

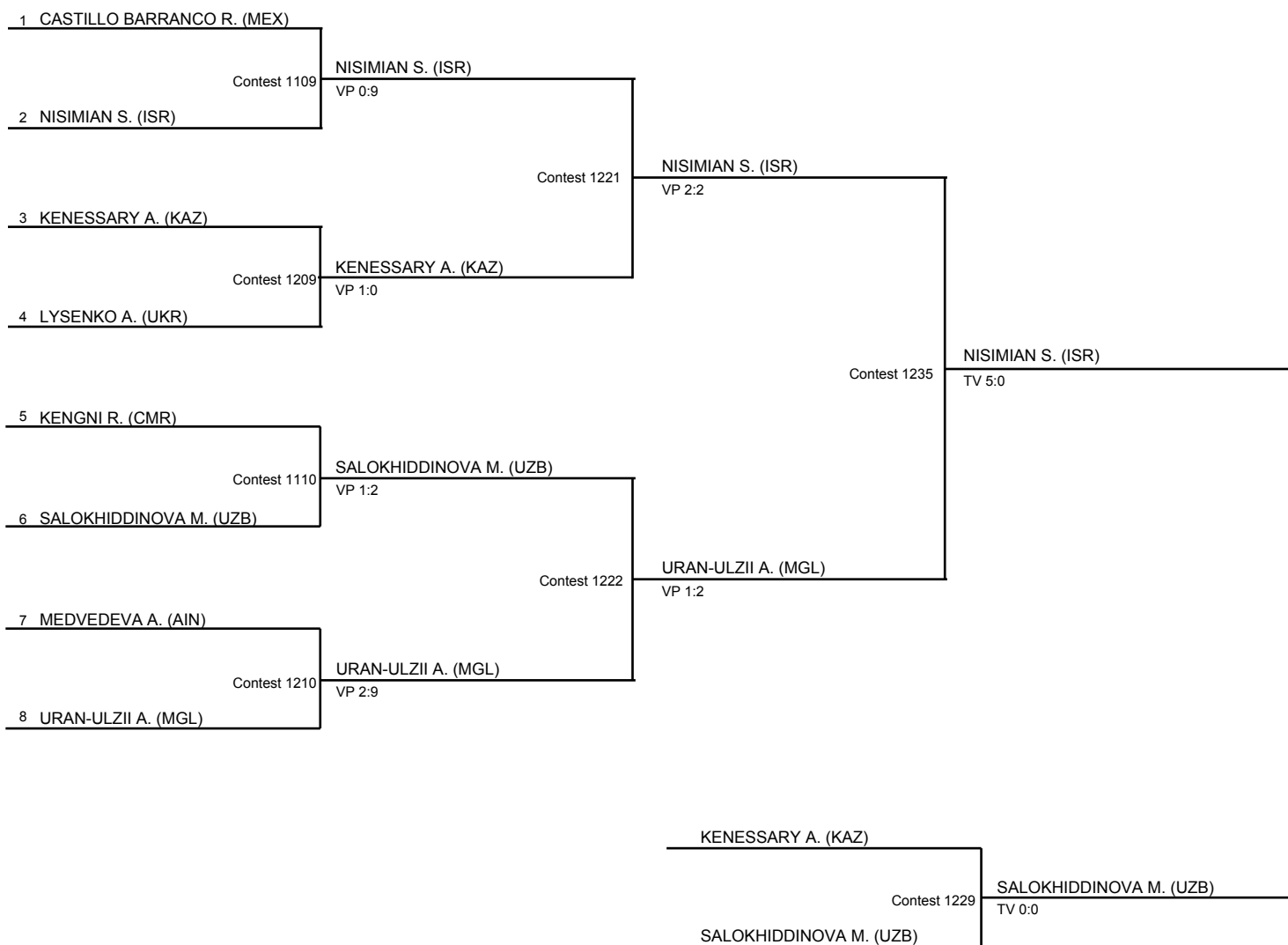
Quarterfinals

Semifinals

Finals

MEDALLISTS

Gold	NISIMIAN S. (ISR)
Silver	URAN-ULZII A. (MGL)
Bronze	SALOKHIDDINOVA M. (UZB)





Medallists

Medal	Name	NOC
GOLD	NISIMIAN Shaked	ISR - ISRAEL
SILVER	URAN-ULZII Anujin	MGL - MONGOLIA
BRONZE	SALOKHIDDINOVA Madinabonu	UZB - UZBEKISTAN



Results

As of WED 13 AUG 2025

Bout number #1229

KENESSARY Aruzhan (KAZ) 0 - 0 SALOKHIDDINOVA Madinabonu (UZB)

Total victory

Winner	Name	NOC Code	Technical Points	Hold-Down Points	Warnings	Total Points
	KENESSARY Aruzhan	KAZ				0
X	SALOKHIDDINOVA Madinabonu	UZB				0



Results

As of WED 13 AUG 2025

Bout number #1235

NISIMIAN Shaked (ISR) 5 - 0 URAN-ULZII Anujin (MGL)

Total victory

Winner	Name	NOC Code	Technical Points	Hold-Down Points	Warnings	Total Points
X	NISIMIAN Shaked	ISR	5			5
	URAN-ULZII Anujin	MGL				0



Results

As of WED 13 AUG 2025

Bout number #1221

NISIMIAN Shaked (ISR) 2 - 2 KENESSARY Aruzhan (KAZ)

Victory on points

Winner	Name	NOC Code	Technical Points	Hold-Down Points	Warnings	Total Points
X	NISIMIAN Shaked	ISR	1		1	2
	KENESSARY Aruzhan	KAZ	2		2	2



Results

As of WED 13 AUG 2025

Bout number #1222

SALOKHIDDINOVA Madinabonu (UZB) 1 - 2 URAN-ULZII Anujin (MGL)

Victory on points

Winner	Name	NOC Code	Technical Points	Hold-Down Points	Warnings	Total Points
	SALOKHIDDINOVA Madinabonu	UZB			1	1
X	URAN-ULZII Anujin	MGL		2	2	2



Results

As of WED 13 AUG 2025

Bout number #1109

CASTILLO BARRANCO Rosa (MEX) 0 - 9 NISIMIAN Shaked (ISR)

Victory on points

Winner	Name	NOC Code	Technical Points	Hold-Down Points	Warnings	Total Points
	CASTILLO BARRANCO Rosa	MEX			1	0
X	NISIMIAN Shaked	ISR	9			9



Results

As of WED 13 AUG 2025

Bout number #1209

KENESSARY Aruzhan (KAZ) 1 - 0 LYSENKO Anhelina (UKR)

Victory on points

Winner	Name	NOC Code	Technical Points	Hold-Down Points	Warnings	Total Points
X	KENESSARY Aruzhan	KAZ	1		1	1
	LYSENKO Anhelina	UKR				0



Results

As of WED 13 AUG 2025

Bout number #1110

KENGNI Reine Kevine (CMR) 1 - 2 SALOKHIDDINOVA Madinabonu (UZB)

Total victory

Winner	Name	NOC Code	Technical Points	Hold-Down Points	Warnings	Total Points
	KENGNI Reine Kevine	CMR			3	1
X	SALOKHIDDINOVA Madinabonu	UZB			2	2



Results

As of WED 13 AUG 2025

Bout number #1210

MEDVEDEVA Alesia (AIN) 2 - 9 URAN-ULZII Anujin (MGL)

Victory on points

Winner	Name	NOC Code	Technical Points	Hold-Down Points	Warnings	Total Points
	MEDVEDEVA Alesia	AIN	2		2	2
X	URAN-ULZII Anujin	MGL	8		1	9



SAMBO

Women's Combat -80kg



Entry List by Event

As of TUE 12 AUG 2025

NOC	Name	Event	Date of Birth
CRC - COSTA RICA	CASTRO Nicole	Women's Combat -80kg	22 MAR 2001
CRO - CROATIA	VUKSANIC Lara	Women's Combat -80kg	07 AUG 2000
KAZ - KAZAKHSTAN	ADILOVA Ulbossyn	Women's Combat -80kg	05 MAR 2005
KGZ - KYRGYZSTAN	NURADILOVA Meerimai	Women's Combat -80kg	18 AUG 1998
MEX - MEXICO	HERNANDEZ Nancy	Women's Combat -80kg	20 OCT 1982
PHI - PHILIPPINES	YAP Aislinn Agnes	Women's Combat -80kg	31 MAR 1998
UZB - UZBEKISTAN	ABDULLAEVA Mavluda	Women's Combat -80kg	07 OCT 2003



Brackets

As of THU 14 AUG 2025

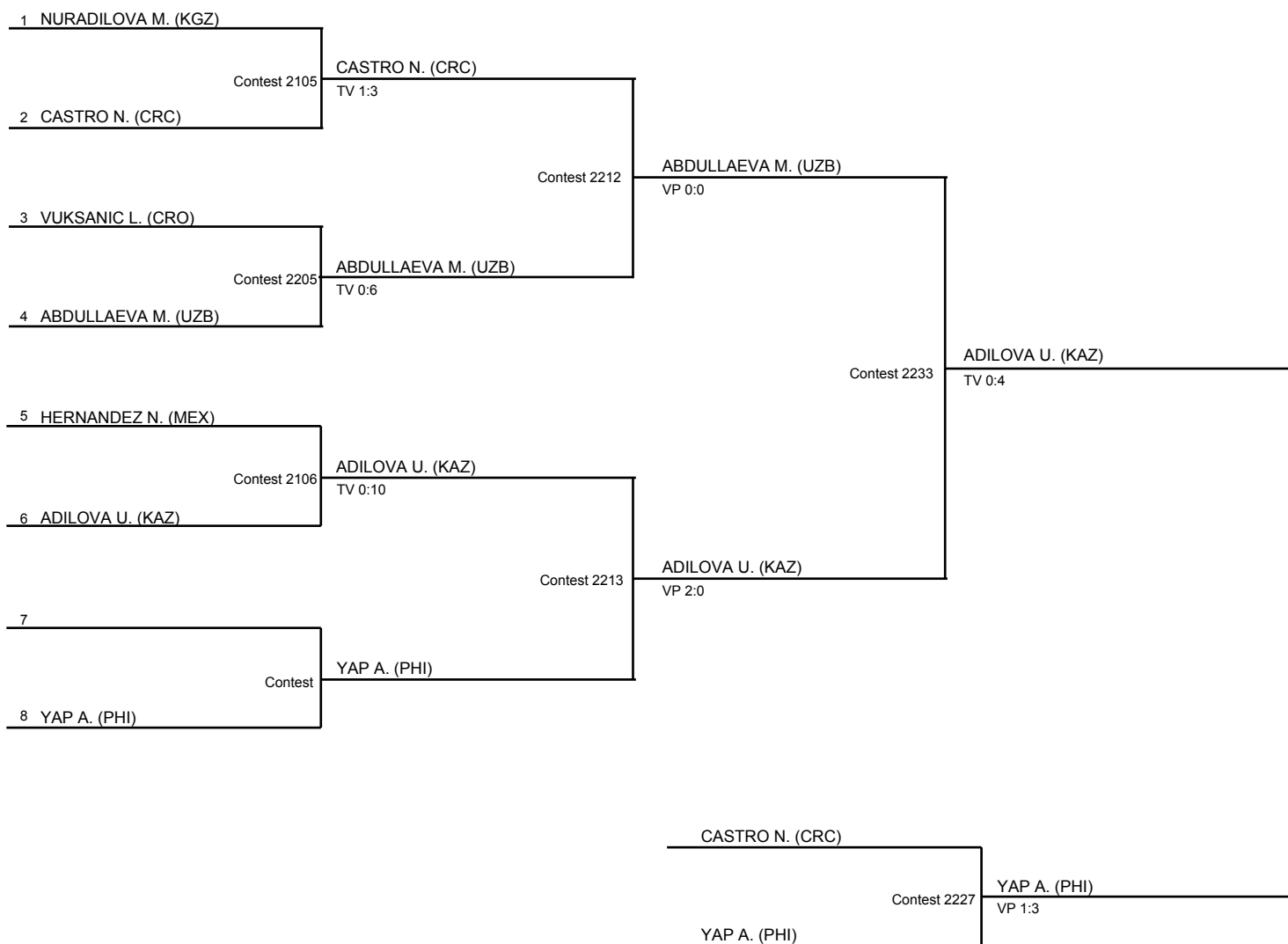
Quarterfinals

Semifinals

Finals

MEDALLISTS

Gold	ADILOVA U. (KAZ)
Silver	ABDULLAEVA M. (UZB)
Bronze	YAP A. (PHI)





Medallists

Medal	Name	NOC
GOLD	ADILOVA Ulbossyn	KAZ - KAZAKHSTAN
SILVER	ABDULLAEVA Mavluda	UZB - UZBEKISTAN
BRONZE	YAP Aislinn Agnes	PHI - PHILIPPINES



Results

As of THU 14 AUG 2025

Bout number #2227

CASTRO Nicole (CRC) 1 - 3 YAP Aislinn Agnes (PHI)

Victory on points

Winner	Name	NOC Code	Technical Points	Hold-Down Points	Warnings	Total Points
	CASTRO Nicole	CRC	1		2	1
X	YAP Aislinn Agnes	PHI	2		1	3



Results

As of FRI 15 AUG 2025

Bout number #2233

ABDULLAEVA Mavluda (UZB) 0 - 4 ADILOVA Ulbossyn (KAZ)

Total victory

Winner	Name	NOC Code	Technical Points	Hold-Down Points	Warnings	Total Points
	ABDULLAEVA Mavluda	UZB				0
X	ADILOVA Ulbossyn	KAZ	4			4



Results

As of THU 14 AUG 2025

Bout number #2212

CASTRO Nicole (CRC) 0 - 0 ABDULLAEVA Mavluda (UZB)

Victory on points

Winner	Name	NOC Code	Technical Points	Hold-Down Points	Warnings	Total Points
	CASTRO Nicole	CRC			1	0
X	ABDULLAEVA Mavluda	UZB				0



Results

As of THU 14 AUG 2025

Bout number #2213

ADILOVA Ulbossyn (KAZ) 2 - 0 YAP Aislinn Agnes (PHI)

Victory on points

Winner	Name	NOC Code	Technical Points	Hold-Down Points	Warnings	Total Points
X	ADILOVA Ulbossyn	KAZ	1		1	2
	YAP Aislinn Agnes	PHI			2	0



Results

As of THU 14 AUG 2025

Bout number #2105

NURADILOVA Meerimai (KGZ) 1 - 3 CASTRO Nicole (CRC)

Total victory

Winner	Name	NOC Code	Technical Points	Hold-Down Points	Warnings	Total Points
	NURADILOVA Meerimai	KGZ			2	1
X	CASTRO Nicole	CRC	2		2	3



Results

As of THU 14 AUG 2025

Bout number #2205

VUKSANIC Lara (CRO) 0 - 6 ABDULLAEVA Mavluda (UZB)

Total victory

Winner	Name	NOC Code	Technical Points	Hold-Down Points	Warnings	Total Points
	VUKSANIC Lara	CRO				0
X	ABDULLAEVA Mavluda	UZB	6			6



Results

As of THU 14 AUG 2025

Bout number #2106

HERNANDEZ Nancy (MEX) 0 - 10 ADILOVA Ulbossyn (KAZ)

Total victory

Winner	Name	NOC Code	Technical Points	Hold-Down Points	Warnings	Total Points
	HERNANDEZ Nancy	MEX				0
X	ADILOVA Ulbossyn	KAZ	10			10



TWG
2025
CHENGDU



SAMBO

Women's Team



Entry List by Event

As of TUE 12 AUG 2025

NOC	Name	Event	Date of Birth
ARM - ARMENIA			
	HOVAKIMYAN Srбуhi	Women's Team	01 FEB 2001
	MNATSAKANYAN Arpine	Women's Team	15 AUG 2002
CRC - COSTA RICA			
	CASTRO Nicole	Women's Team	22 MAR 2001
	CORDOBA Reina	Women's Team	15 MAR 1979
EGY - EGYPT			
	AHMED Sama	Women's Team	05 FEB 2002
	ATTA Fatma	Women's Team	26 AUG 1999
	HANY Eman	Women's Team	10 AUG 2002
ISR - ISRAEL			
	BLOCK Nili	Women's Team	16 JAN 1995
	NISIMIAN Shaked	Women's Team	27 MAI 2003
KAZ - KAZAKHSTAN			
	ADILOVA Ulbossyn	Women's Team	05 MAR 2005
	AKZHIGITOVA Ainur	Women's Team	03 AUG 1996
	BIZAK Marzhan	Women's Team	28 DEC 1997
	KABRAIKYZY Kuralay	Women's Team	21 MAI 1996
	KENESSARY Aruzhan	Women's Team	03 OCT 2003
KGZ - KYRGYZSTAN			
	NURADILOVA Meerimai	Women's Team	18 AUG 1998
	USON KYZY Akak	Women's Team	07 JUN 2005
MGL - MONGOLIA			
	ENKHBAATAR Nomintuya	Women's Team	26 NOV 2001
	URAN-ULZII Anujin	Women's Team	20 SEP 2005
UKR - UKRAINE			
	LYSENKO Anhelina	Women's Team	27 OCT 2004
	POZDNIA Yevheniia	Women's Team	12 JUN 1985
UZB - UZBEKISTAN			
	ABDULLAEVA Mavluda	Women's Team	07 OCT 2003
	AZATOVA Shakhzoda	Women's Team	27 APR 2004
	BOBOKULOVA Feruza	Women's Team	26 MAI 2004
	SALOKHIDDINOVA Madinabonu	Women's Team	04 JUL 1991
	URAKOVA Gulsevar	Women's Team	13 MAR 2005
VEN - VENEZUELA			
	CAMPOS Luisaigna	Women's Team	03 OCT 1989
	RODRIGUEZ Hendrymar	Women's Team	06 AUG 1983



Brackets

As of THU 14 AUG 2025

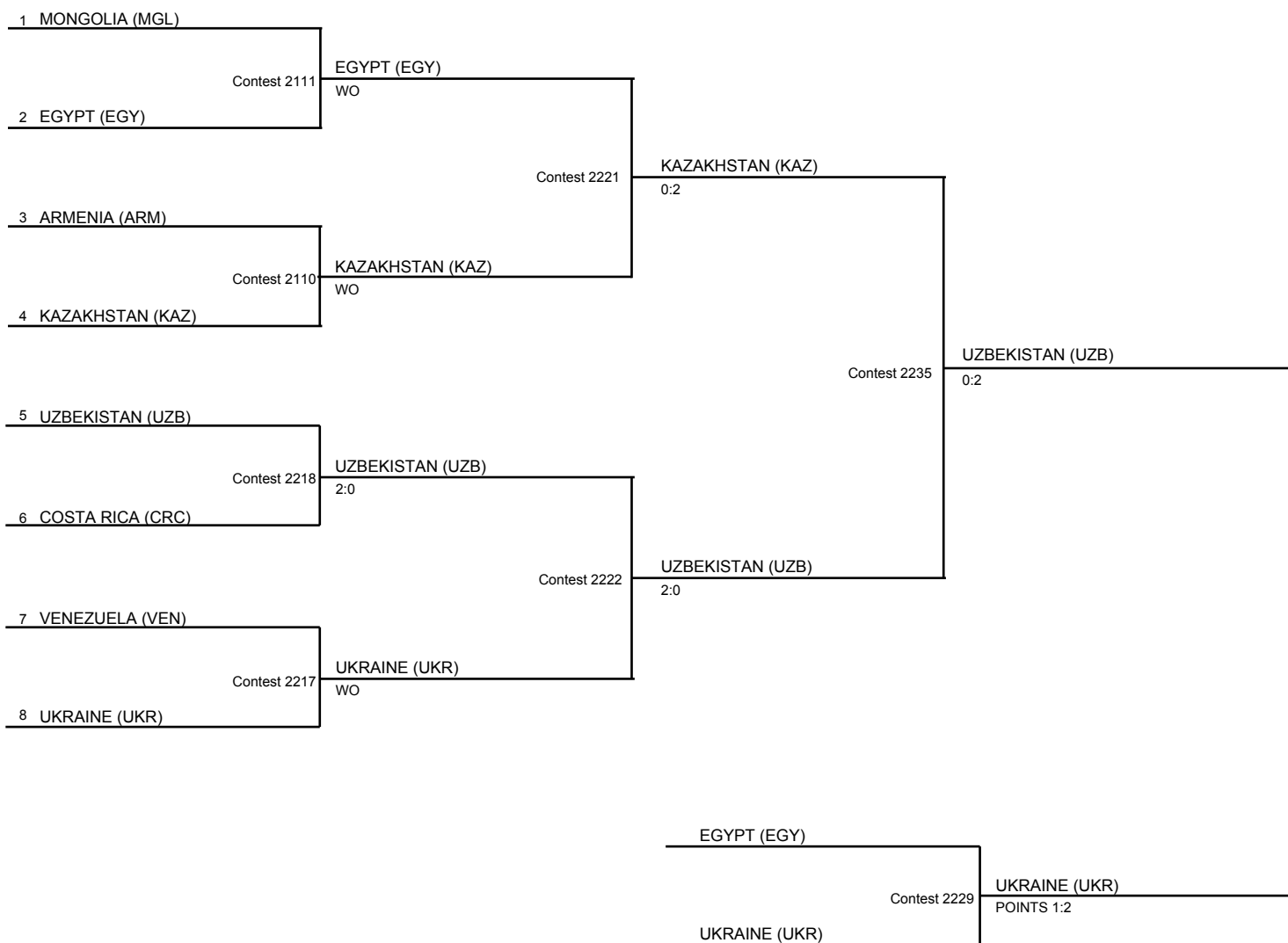
Quarterfinals

Semifinals

Finals

MEDALLISTS

Gold	UZBEKISTAN (UZB)
Silver	KAZAKHSTAN (KAZ)
Bronze	UKRAINE (UKR)





Medallists

Medal	Name	NOC
GOLD	<ul style="list-style-type: none"> - ABDULLAEVA Mavluda - URAKOVA Gulsevar - AZATOVA Shakhzoda - BOBOKULOVA Feruza - SALOKHIDDINOVA Madinabonu 	UZB - UZBEKISTAN
SILVER	<ul style="list-style-type: none"> - AKZHIGITOVA Ainur - KABRAIKYZY Kuralay - BIZAK Marzhan - KENESSARY Aruzhan - ADILOVA Ulbossyn 	KAZ - KAZAKHSTAN
BRONZE	<ul style="list-style-type: none"> - POZDNIA Yevheniia - LYSENKO Anhelina 	UKR - UKRAINE



Results

As of THU 14 AUG 2025

Bout number #2229

Egypt

1 - 2

Ukraine

Winner	Name	NOC Code	Technical Points	Hold-Down Points	Warnings	Total Points
X	AHMED Sama	EGY				0
						0

Walkover

Winner	Name	NOC Code	Technical Points	Hold-Down Points	Warnings	Total Points
	ATTA Fatma	EGY				0
X	POZDNIA Yevheniia	UKR	2			2

Total victory

Winner	Name	NOC Code	Technical Points	Hold-Down Points	Warnings	Total Points
						0
X	LYSENKO Anhelina	UKR				0

Walkover



Results

As of THU 14 AUG 2025

Bout number #2235

Kazakhstan

0 - 2

Uzbekistan

Winner	Name	NOC Code	Technical Points	Hold-Down Points	Warnings	Total Points
						0
X	AZATOVA Shakhzoda	UZB				0

Walkover

Winner	Name	NOC Code	Technical Points	Hold-Down Points	Warnings	Total Points
	BIZAK Marzhan	KAZ			1	0
X	BOBOKULOVA Feruza	UZB				0

Victory on points



Results

As of THU 14 AUG 2025

Bout number #2221

Egypt 0 - 2 Kazakhstan

Winner	Name	NOC Code	Technical Points	Hold-Down Points	Warnings	Total Points
	AHMED Sama	EGY				0
X	BIZAK Marzhan	KAZ	5			5

Victory on points

Winner	Name	NOC Code	Technical Points	Hold-Down Points	Warnings	Total Points
	ATTA Fatma	EGY				0
X	AKZHIGITOVA Ainur	KAZ				0

Walkover



Results

As of THU 14 AUG 2025

Bout number #2222

Uzbekistan 2 - 0 Ukraine

Winner	Name	NOC Code	Technical Points	Hold-Down Points	Warnings	Total Points
X	AZATOVA Shakhzoda	UZB	6		1	6
					1	0

Total victory

Winner	Name	NOC Code	Technical Points	Hold-Down Points	Warnings	Total Points
X	BOBOKULOVA Feruza	UZB				0
	POZDNIA Yevheniia	UZB				0

Walkover



Results

As of THU 14 AUG 2025

Bout number #2218

Uzbekistan 2 - 0 Costa Rica

Winner	Name	NOC Code	Technical Points	Hold-Down Points	Warnings	Total Points
X	AZATOVA Shakhzoda	UZB	9			9
	CORDOBA Reina	CRC				0

Total victory

Winner	Name	NOC Code	Technical Points	Hold-Down Points	Warnings	Total Points
X	BOBOKULOVA Feruza	UZB				0
						0

Walkover



TWG
2025
CHENGDU



SOFTBALL

RESULTS BOOK

TABLE OF CONTENTS



40	Softball	4353
40.1	Table of Contents	4354
40.2	Competition Schedule	4360
40.3	Medallists by Event	4362
40.4	Medal Standings	4365
40.5	Men	4366
40.5.1	Team Roster	4367
40.5.1.1	Team Roster - ARG	4367
40.5.1.2	Team Roster - AUS	4368
40.5.1.3	Team Roster - CAN	4369
40.5.1.4	Team Roster - CZE	4370
40.5.1.5	Team Roster - JPN	4371
40.5.1.6	Team Roster - SGP	4372
40.5.1.7	Team Roster - USA	4373
40.5.1.8	Team Roster - VEN	4374
40.5.2	Tournament Summary	4375
40.5.3	Medallists	4376
40.5.4	Finals	4377
40.5.4.1	7th Place Game #M18	4377
40.5.4.1.1	Starting Line-Up SGP - AUS	4377
40.5.4.1.2	Results SGP - AUS	4379
40.5.4.2	5th Place Game #M17	4381
40.5.4.2.1	Starting Line-Up CZE - ARG	4381
40.5.4.2.2	Results CZE - ARG	4383
40.5.5	Semifinals	4385
40.5.5.1	Game #M15	4385
40.5.5.1.1	Starting Line-Up CAN - JPN	4385
40.5.5.1.2	Results CAN - JPN	4387
40.5.5.2	Game #M16	4389
40.5.5.2.1	Starting Line-Up VEN - USA	4389
40.5.5.2.2	Results VEN - USA	4391
40.5.6	Consolation Semifinals 5-8	4393
40.5.6.1	Game #M13	4393
40.5.6.1.1	Starting Line-Up CZE - SGP	4393
40.5.6.1.2	Results CZE - SGP	4395
40.5.6.2	Game #M14	4397
40.5.6.2.1	Starting Line-Up AUS - ARG	4397

RESULTS BOOK

TABLE OF CONTENTS

40.5.6.2.2	Results AUS - ARG	4399
40.5.7	Preliminary Round - Group B	4401
40.5.7.1	Game #M04	4401
40.5.7.1.1	Starting Line-Up SGP - AUS	4401
40.5.7.1.2	Results SGP - AUS	4403
40.5.7.2	Game #M05	4405
40.5.7.2.1	Starting Line-Up CAN - AUS	4405
40.5.7.2.2	Results CAN - AUS	4407
40.5.7.3	Game #M07	4409
40.5.7.3.1	Starting Line-Up USA - SGP	4409
40.5.7.3.2	Results USA - SGP	4411
40.5.7.4	Game #M02	4413
40.5.7.4.1	Starting Line-Up USA - CAN	4413
40.5.7.4.2	Results USA - CAN	4415
40.5.7.5	Game #M09	4417
40.5.7.5.1	Starting Line-Up SGP - CAN	4417
40.5.7.5.2	Results SGP - CAN	4419
40.5.7.6	Game #M12	4421
40.5.7.6.1	Starting Line-Up AUS - USA	4421
40.5.7.6.2	Results AUS - USA	4423
40.5.8	Preliminary Round - Group A	4425
40.5.8.1	Game #M03	4425
40.5.8.1.1	Starting Line-Up ARG - VEN	4425
40.5.8.1.2	Results ARG - VEN	4427
40.5.8.2	Game #M06	4429
40.5.8.2.1	Starting Line-Up VEN - JPN	4429
40.5.8.2.2	Results VEN - JPN	4431
40.5.8.3	Game #M08	4433
40.5.8.3.1	Starting Line-Up CZE - ARG	4433
40.5.8.3.2	Results CZE - ARG	4435
40.5.8.4	Game #M01	4437
40.5.8.4.1	Starting Line-Up CZE - JPN	4437
40.5.8.4.2	Results CZE - JPN	4439
40.5.8.5	Game #M10	4441
40.5.8.5.1	Starting Line-Up VEN - CZE	4441
40.5.8.5.2	Results VEN - CZE	4443
40.5.8.6	Game #M11	4445
40.5.8.6.1	Starting Line-Up JPN - ARG	4445
40.5.8.6.2	Results JPN - ARG	4447
40.6	Women	4449
40.6.1	Team Roster	4450
40.6.1.1	Team Roster - AUS	4450
40.6.1.2	Team Roster - CAN	4451
40.6.1.3	Team Roster - CHN	4452

RESULTS BOOK

TABLE OF CONTENTS

40.6.1.4	Team Roster - JPN	4453
40.6.1.5	Team Roster - NED	4454
40.6.1.6	Team Roster - PUR	4455
40.6.1.7	Team Roster - TPE	4456
40.6.1.8	Team Roster - USA	4457
40.6.2	Tournament Summary	4458
40.6.3	Medallists	4459
40.6.4	Finals	4460
40.6.4.1	Bronze Medal Game #W19	4460
40.6.4.1.1	Starting Line-Up JPN - CAN	4460
40.6.4.1.2	Results JPN - CAN	4462
40.6.4.2	Gold Medal Game #W20	4464
40.6.4.2.1	Starting Line-Up USA - TPE	4464
40.6.4.2.2	Results USA - TPE	4466
40.6.5	Semifinals	4468
40.6.5.1	Game #W15	4468
40.6.5.1.1	Starting Line-Up JPN - USA	4468
40.6.5.1.2	Results JPN - USA	4470
40.6.5.2	Game #W16	4472
40.6.5.2.1	Starting Line-Up TPE - CAN	4472
40.6.5.2.2	Results TPE - CAN	4474
40.6.6	Consolation Semifinals 5-8	4476
40.6.6.1	Game #W13	4476
40.6.6.1.1	Starting Line-Up CHN - AUS	4476
40.6.6.1.2	Results CHN - AUS	4478
40.6.6.2	Game #W14	4480
40.6.6.2.1	Starting Line-Up PUR - NED	4480
40.6.6.2.2	Results PUR - NED	4482
40.6.7	Preliminary Round - Group B	4484
40.6.7.1	Game #W02	4484
40.6.7.1.1	Starting Line-Up CAN - PUR	4484
40.6.7.1.2	Results CAN - PUR	4486
40.6.7.2	Game #W04	4488
40.6.7.2.1	Starting Line-Up AUS - JPN	4488
40.6.7.2.2	Results AUS - JPN	4490
40.6.7.3	Game #W05	4492
40.6.7.3.1	Starting Line-Up CAN - AUS	4492
40.6.7.3.2	Results CAN - AUS	4494
40.6.7.4	Game #W08	4496
40.6.7.4.1	Starting Line-Up PUR - JPN	4496
40.6.7.4.2	Results PUR - JPN	4498
40.6.7.5	Game #W09	4500
40.6.7.5.1	Starting Line-Up JPN - CAN	4500
40.6.7.5.2	Results JPN - CAN	4502

RESULTS BOOK

TABLE OF CONTENTS

40.6.7.6	Game #W12	4504
40.6.7.6.1	Starting Line-Up AUS - PUR	4504
40.6.7.6.2	Results AUS - PUR	4506
40.6.8	Preliminary Round - Group A	4508
40.6.8.1	Game #W01	4508
40.6.8.1.1	Starting Line-Up USA - TPE	4508
40.6.8.1.2	Results USA - TPE	4510
40.6.8.2	Game #W03	4512
40.6.8.2.1	Starting Line-Up CHN - NED	4512
40.6.8.2.2	Results CHN - NED	4514
40.6.8.3	Game #W06	4516
40.6.8.3.1	Starting Line-Up NED - USA	4516
40.6.8.3.2	Results NED - USA	4518
40.6.8.4	Game #W07	4520
40.6.8.4.1	Starting Line-Up TPE - CHN	4520
40.6.8.4.2	Results TPE - CHN	4522
40.6.8.5	Game #W10	4524
40.6.8.5.1	Starting Line-Up NED - TPE	4524
40.6.8.5.2	Results NED - TPE	4526
40.6.8.6	Game #W11	4528
40.6.8.6.1	Starting Line-Up CHN - USA	4528
40.6.8.6.2	Results CHN - USA	4530



Competition Schedule

As of SUN 17 AUG 2025

Date	Start Time	Teams (Visitor vs Home)			Game No.	Event	Phase	Location
WED 6 AUG	13:00	ARG	vs	VEN	M03	Men	Preliminary Round - Group A	Xindu Softball Arena 1
	13:00	SGP	vs	AUS	M04	Men	Preliminary Round - Group B	Xindu Softball Arena 2
THU 7 AUG	12:30	CAN	vs	AUS	M05	Men	Preliminary Round - Group B	Xindu Softball Arena 1
	12:30	VEN	vs	JPN	M06	Men	Preliminary Round - Group A	Xindu Softball Arena 2
	15:00	USA	vs	SGP	M07	Men	Preliminary Round - Group B	Xindu Softball Arena 1
	15:30	CZE	vs	ARG	M08	Men	Preliminary Round - Group A	Xindu Softball Arena 2
	17:45	USA	vs	CAN	M02	Men	Preliminary Round - Group B	Xindu Softball Arena 1
	18:00	CZE	vs	JPN	M01	Men	Preliminary Round - Group A	Xindu Softball Arena 2
FRI 8 AUG	10:00	SGP	vs	CAN	M09	Men	Preliminary Round - Group B	Xindu Softball Arena 1
	10:00	VEN	vs	CZE	M10	Men	Preliminary Round - Group A	Xindu Softball Arena 2
	13:00	AUS	vs	USA	M12	Men	Preliminary Round - Group B	Xindu Softball Arena 2
	14:00	JPN	vs	ARG	M11	Men	Preliminary Round - Group A	Xindu Softball Arena 1
SAT 9 AUG	9:00	CZE	vs	SGP	M13	Men	Consolation Semifinals 5-8	Xindu Softball Arena 1
	9:00	AUS	vs	ARG	M14	Men	Consolation Semifinals 5-8	Xindu Softball Arena 2
	12:30	CAN	vs	JPN	M15	Men	Semifinals	Xindu Softball Arena 1
	12:30	VEN	vs	USA	M16	Men	Semifinals	Xindu Softball Arena 2
	15:00	CZE	vs	ARG	M17	Men	Finals	Xindu Softball Arena 1
	15:00	SGP	vs	AUS	M18	Men	Finals	Xindu Softball Arena 2



Competition Schedule

As of SUN 17 AUG 2025

Date	Start Time	Teams (Visitor vs Home)			Game No.	Event	Phase	Location
WED 13 AUG	10:00	USA	vs	TPE	W01	Women	Preliminary Round - Group A	Xindu Softball Arena 1
	10:00	CAN	vs	PUR	W02	Women	Preliminary Round - Group B	Xindu Softball Arena 2
	13:00	CHN	vs	NED	W03	Women	Preliminary Round - Group A	Xindu Softball Arena 1
	13:00	AUS	vs	JPN	W04	Women	Preliminary Round - Group B	Xindu Softball Arena 2
THU 14 AUG	10:00	CAN	vs	AUS	W05	Women	Preliminary Round - Group B	Xindu Softball Arena 1
	10:00	NED	vs	USA	W06	Women	Preliminary Round - Group A	Xindu Softball Arena 2
	13:00	TPE	vs	CHN	W07	Women	Preliminary Round - Group A	Xindu Softball Arena 1
	13:00	PUR	vs	JPN	W08	Women	Preliminary Round - Group B	Xindu Softball Arena 2
FRI 15 AUG	10:00	JPN	vs	CAN	W09	Women	Preliminary Round - Group B	Xindu Softball Arena 1
	10:00	NED	vs	TPE	W10	Women	Preliminary Round - Group A	Xindu Softball Arena 2
	13:00	CHN	vs	USA	W11	Women	Preliminary Round - Group A	Xindu Softball Arena 1
	13:00	AUS	vs	PUR	W12	Women	Preliminary Round - Group B	Xindu Softball Arena 2
SAT 16 AUG	9:00	CHN	vs	AUS	W13	Women	Consolation Semifinals 5-8	Xindu Softball Arena 1
	9:00	PUR	vs	NED	W14	Women	Consolation Semifinals 5-8	Xindu Softball Arena 2
SUN 17 AUG	10:30	JPN	vs	USA	W15	Women	Semifinals	Xindu Softball Arena 1
	10:30	TPE	vs	CAN	W16	Women	Semifinals	Xindu Softball Arena 2
	13:30	JPN	vs	CAN	W19	Women	Bronze Medal Game	Xindu Softball Arena 2
	13:30	USA	vs	TPE	W20	Women	Gold Medal Game	Xindu Softball Arena 1

Note:
Please check online for more details and the latest updates.

Legend:
No. Number



Medallists by Event

As of SUN 17 AUG 2025 at 17:19

Event	Date	Medal	Name	NOC Code
Men	SUN 10 AUG	GOLD	1 SATO Koki 3 MASAKI Kaito 6 OKAWA Ryuji 7 SAKURABA Yusuke 8 YASUMI Kotaro 10 KUROIWA Seii 11 IKEDA Hiroki 12 UEDA Fumiya 14 KATAOKA Taiyo 17 NISHIDA Kanta 19 ONODERA Shota 23 MORITA Yusuke 24 NAGAI Fuga 35 TORIYAMA Kazuya 42 HAMAMOTO Tei	JPN
			1 MILHEIM Blaine Robert 2 JOHNSON Tyler James 4 LEWIS Jeffrey Michael 7 MULLINS Nicholas Ryan 8 OCHOA Erick 9 SHAW Zachary 11 DIAZ Marco 12 DAMON Tyler James 13 KIMLINGER Frank Matthew 16 DUCHARME Brennan 22 KILPATRICK Bradley 23 LYNCH Jonathan Michael 28 DAVIS JR Yusef Lateef 36 DUCHARME Braden John 76 GIBBONS Cody	USA



Medallists by Event

As of SUN 17 AUG 2025 at 17:19

Event	Date	Medal	Name	NOC Code
		BRONZE	1 MAJOR Max 4 WHITE Nick 5 EZEKIEL Kyle 7 HUNTER Blake 8 SEBASTIAN Ty 11 EZEKIEL Bradley 17 HUDSON Jordan 20 POMEROY Jordan 24 MCKAY Mitch 41 SCHOFIELD Justin 44 CLEARY Sean 55 HYDE Derek 57 RANDERSON Tyler 91 BOLAND Shane 97 LASKOWSKI Justin	CAN
			2 FLORES Pedro 5 COLOMBO Luis 6 ADAMES Angel 10 FLORES Jean 11 HERRERA Engelbert 12 DORANTES Jose 14 SEQUERA Rogelio 19 RAMIREZ Edruin 21 BENITEZ Franklin 22 FLORES Rafael 23 RODRIGUEZ Kleiver 24 DIAZ Erwin 30 TOYO Eudomar 33 AGUILAR Alfredo	VEN



Medallists by Event

As of SUN 17 AUG 2025 at 17:19

Event	Date	Medal	Name	NOC Code
Women	SUN 17 AUG	GOLD	1 WALLACE Skylar 3 CARDA Ally 7 BRADY Maya 10 COLEMAN Jayda 18 LORENZ Amanda 21 GARCIA Rachel 22 JEFFERSON Janae 23 JENNINGS Tiare 24 FARAIMO Megan 27 JAQUISH Sj 28 MAXWELL Kelly 30 WARREN Jessie 34 MULIPOLA Dejah 37 FLIPPEN Hannah 48 NICKLES Bubba	USA
		SILVER	1 SHEN Chia-Wen 2 KE Hsia-Ai 4 LI Szu-Shih 6 HO Yi-Fan 7 CHEN Ching-Yu 9 SU Yi-Hsuan 10 CHIANG Ting-En 11 YEH Kuei-Ping 13 YANG An-Chi 22 LIU Hsuan 31 CHEN Chia-Yi 33 CHU Yi-Shan 38 TU Ya-Ting 55 LIN Feng-Chen 59 LIN Chih-Ying	TPE
		BRONZE	2 MIWA Sakura 3 KUDO Kanna 6 ISHIKAWA Kyoko 7 SAKAMOTO Yui 10 NAITO Minori 11 KAMATA Yuuki 15 KAROJI Ayana 16 HAMAMURA Yukari 17 UENO Yukiko 22 FUJIMORI Natsumi 23 FUJIMOTO Urara 24 KIRIISHI Yume 25 AGATSUMA Haruka 26 TSUKAMOTO Hotaru 27 GOTO Miu	JPN



Medal Standings

As of SUN 17 AUG 2025 at 17:11

Rank	NOC	Men				Women				Total				Rank by Total
		G	S	B	Tot.	G	S	B	Tot.	G	S	B	Tot.	
1	USA - United States of America	1			1	1			1	2			2	=1
2	JPN - Japan	1			1			1	1	1		1	2	=1
3	TPE - Chinese Taipei						1		1		1		1	=3
4	CAN - Canada			1	1							1	1	=3
4	VEN - Venezuela			1	1							1	1	=3
	Total:	2		2	4	1	1	1	3	3	1	3	7	

Note:
Rank by Total is calculated by the total number of gold, silver and bronze medals.

Legend:
= Equal sign indicates that two or more NOCs share the same rank by total
S Silver Tot. Total B Bronze G Gold



TWG
2025
CHENGDU



SOFTBALL

Men



Team Roster

REVISED
6 AUG 12:13

As of WED 6 AUG 2025

ARG - Argentina

No.	Name	Date of Birth	Height m / ft in	Pos.	Bat Hand	Throw Hand	Club
4	MATA Huemul	15 JAN 1995	1.82/6'0"	P	R	R	
6	ZARA Juan	26 MAY 1993	1.74/5'9"	C	R	R	
8	OLHEISER Federico	23 MAR 1993	1.86/6'1"	IF	R	R	
9	MIGLIAVACCA Teo	11 JAN 1997	1.81/5'11"	OF	L	L	
11	EDER Federico	5 SEP 1988	1.75/5'9"	IF	L	R	
12	RETAMAR Lucio	21 FEB 2000	1.78/5'10"	OF	L	R	
19	OJEDA Gonzalo	10 JAN 1992	1.77/5'10"	IF	R	R	
24	MALARCZUK Ladislao	13 SEP 1994	1.80/5'11"	IF	L	R	
27	GODOY Manuel	25 SEP 1987	1.79/5'10"	IF	L	L	
34	BIONDI Luciano	4 FEB 2003	1.80/5'11"	U	L	R	
42	SCIALACOMO Gian	8 FEB 1999	1.79/5'10"	U	L	R	
59	PEKER Alan	9 MAR 1998	1.75/5'9"	OF	L	R	
70	GODOY Roman	22 OCT 1995	1.83/6'0"	P	R	R	
77	MIGLIAVACCA Pablo	11 DEC 1993	1.81/5'11"	P	R	R	
95	LUNA Khalil	11 OCT 2003	1.78/5'10"	IF	R	R	

Team average: 1.79/5'10"

Team Manager: MONTERO Mariano
Coach: BOLZAN Kevin
GUERRINIERI Alberto
GUERRINIERI Guatavo

Legend:

-	Information not available	C	Catcher	IF	Infielder
L	Bats/Throws Left Handed	No.	Uniform number	OF	Outfielder
P	Pitcher	Pos.	Position	R	Bats/Throws Right Handed
U	Utility				

REVISED

Shirt Number changes. Number 22 to 95, 5 to 6.



Team Roster

As of WED 6 AUG 2025

AUS - Australia

No.	Name	Date of Birth	Height m / ft in	Pos.	Bat Hand	Throw Hand	Club
4	JAMES Riley	11 JAN 2002	1.80/5'11"	U	L	R	
5	HORT Lachlan	30 SEP 2005	1.87/6'2"	U	R	R	
6	DOBE Haydan	8 FEB 2004	1.78/5'10"	C	R	R	
7	O'BYRNE Brendon	20 AUG 1987	1.78/5'10"	IF	R	R	
12	BEASHEL Callum	18 AUG 1996	-	OF	R	R	
14	MATHEWS Hayden	20 APR 1996	1.88/6'2"	OF	R	R	
16	SCARAMELLA Joseph	27 MAR 2000	-	C	R	R	
22	MOLANDER Kynan	10 JUL 2003	1.83/6'0"	U	R	R	
23	GOFFER Ashlee	28 SEP 2001	1.70/5'7"	P	L	R	
24	BYRNE Joel	28 MAY 2006	1.84/6'0"	P	R	R	
30	GARLAND Jeremy	1 MAR 2002	1.86/6'1"	U	R	R	
33	BECKETT Mathew	26 DEC 1996	1.83/6'0"	P	R	R	
55	WICKHAM Matt	22 MAR 1995	1.85/6'1"	OF	R	L	
66	KING Ryan	28 MAY 1999	1.85/6'1"	U	R	R	
87	LYNCH Nathan	7 MAY 2001	1.83/6'0"	OF	R	R	

Team average: 1.82/6'0"

Coach: GOOLAGONG Jeff
TITHERADGE Mike
Team Officials: BARRINGTON Jamie
MCCASKIE Dave

Legend:

- Information not available
L Bats/Throws Left Handed
P Pitcher
U Utility

C Catcher
No. Uniform number
Pos. Position

IF Infielder
OF Outfielder
R Bats/Throws Right Handed



Team Roster

As of WED 6 AUG 2025

CAN - Canada

No.	Name	Date of Birth	Height m / ft in	Pos.	Bat Hand	Throw Hand	Club
1	MAJOR Max	12 SEP 2003	1.78/5'10"	IF	L	R	
4	WHITE Nick	4 DEC 2003	1.75/5'9"	OF	L	R	
5	EZEKIEL Kyle	24 AUG 1989	1.75/5'9"	U	R	R	
7	HUNTER Blake	19 MAY 1987	1.80/5'11"	IF	R	R	
8	SEBASTIAN Ty	4 AUG 1993	1.80/5'11"	U	R	R	
11	EZEKIEL Bradley	21 MAR 1987	1.76/5'9"	OF	R	R	
17	HUDSON Jordan	5 FEB 1998	1.86/6'1"	U	R	R	
20	POMEROY Jordan	16 OCT 1999	1.78/5'10"	OF	L	R	
21	MCKAY Mitch	4 APR 2000	1.75/5'9"	IF	L	R	
41	SCHOFIELD Justin	16 JAN 1990	1.88/6'2"	P	R	R	
44	CLEARY Sean	30 NOV 1984	1.83/6'0"	P	R	R	
55	HYDE Derek	8 OCT 1997	1.80/5'11"	C	L	R	
57	RANDERSON Tyler	9 MAY 1997	1.88/6'2"	P	R	R	
97	LASKOWSKI Justin	8 SEP 1997	1.78/5'10"	IF	L	R	

Team average: 1.80/5'11"

Coach: ALLIN Douglas
STUART John
HOWEY Les

Team Officials: BRANCHAUD Mike
BURGESS Jordy

Legend:

- Information not available
L Bats/Throws Left Handed
P Pitcher
U Utility

C Catcher
No. Uniform number
Pos. Position

IF Infielder
OF Outfielder
R Bats/Throws Right Handed



Team Roster

As of WED 6 AUG 2025

CZE - Czechia

No.	Name	Date of Birth	Height m / ft in	Pos.	Bat Hand	Throw Hand	Club
10	KUBAT Lukas	9 APR 1999	1.75/5'9"	P	L	L	
14	RYSAVY Matej	14 MAY 2001	1.91/6'3"	C	R	R	
15	VOLF Marek	27 MAY 1998	1.83/6'0"	C	R	R	
19	KLEIN Tomas	10 MAY 1992	1.76/5'9"	IF	R	R	
29	HAJNY Jonas	24 OCT 1998	1.88/6'2"	P	L	R	
32	HARRIS George	16 NOV 2000	1.77/5'10"	OF	R	R	
33	JALUSKA David	16 JUL 2004	1.92/6'4"	IF	L	R	
37	LUNAK Adam	3 JUL 2002	1.73/5'8"	OF	R	R	
39	VASICEK Jakub	18 JUN 2002	1.85/6'1"	IF	L	R	
48	HOLOBRADEK Michal	5 AUG 1997	1.90/6'3"	P	L	R	
69	TUREK Martin	24 FEB 1997	1.95/6'5"	OF	R	R	
73	KUCIREK Filip	9 MAY 2004	1.81/5'11"	IF	L	R	
77	MAGULA Martin	19 NOV 2000	-	IF	R	R	
88	CHUCHMA Viktor	20 MAR 1996	1.77/5'10"	IF	R	R	
96	KLAS Mikulas	17 DEC 1993	1.88/6'2"	IF	R	R	

Team average: 1.84/6'0"

Team Manager: JURIGA Lukas
 Coach: KORCAK Jaroslav
 SNELLY Dusan
 Team Officials: KOPRIVA Jakub
 SVOBODA Martin
 WAAGE Gabriel

Legend:

-	Information not available	C	Catcher	IF	Infielder
L	Bats/Throws Left Handed	No.	Uniform number	OF	Outfielder
P	Pitcher	Pos.	Position	R	Bats/Throws Right Handed



Team Roster

As of WED 6 AUG 2025

JPN - Japan

No.	Name	Date of Birth	Height m / ft in	Pos.	Bat Hand	Throw Hand	Club
1	SATO Koki	14 MAY 1999	1.75/5'9"	OF	R	R	
3	MASAKI Kaito	19 SEP 1998	1.75/5'9"	IF	R	R	
6	OKAWA Ryuji	13 SEP 2000	1.70/5'7"	IF	R	R	
7	SAKURABA Yusuke	1 SEP 1996	1.66/5'5"	IF	L	R	
8	YASUMI Kotaro	28 SEP 1996	1.75/5'9"	IF	L	R	
10	KUROIWA Seii	12 AUG 1995	1.76/5'9"	OF	R	R	
11	IKEDA Hiroki	15 JUN 1995	1.90/6'3"	P	R	R	
12	UEDA Fumiya	29 JUN 1997	1.74/5'9"	C	R	R	
14	KATAOKA Taiyo	25 OCT 1988	1.76/5'9"	C	L	R	
17	NISHIDA Kanta	16 FEB 1996	1.79/5'10"	IF	L	R	
19	ONODERA Shota	27 MAR 2001	1.81/5'11"	P	R	R	
23	MORITA Yusuke	25 NOV 1988	1.76/5'9"	OF	L	R	
24	NAGAI Fuga	2 APR 1998	1.83/6'0"	P	R	R	
35	TORIYAMA Kazuya	28 AUG 1992	1.85/6'1"	IF	L	L	
42	HAMAMOTO Tei	26 MAR 1996	1.70/5'7"	OF	L	R	

Team average: 1.77/5'10"

Team Manager: MATSUDA Kazuhiro

Coach: EGUCHI Shinji
YANAGITA Shinya
TERUI Kengo

Team Officials: EMI Ippei
OKAYAMA Yuta

Legend:

- Information not available
L Bats/Throws Left Handed
P Pitcher

C Catcher
No. Uniform number
Pos. Position

IF Infielder
OF Outfielder
R Bats/Throws Right Handed



Team Roster

As of WED 6 AUG 2025

SGP - Singapore

No.	Name	Date of Birth	Height m / ft in	Pos.	Bat Hand	Throw Hand	Club
1	SEAH Schuyler	20 DEC 1996	1.75/5'9"	OF	R	R	
4	TAN Ivan	1 JAN 1996	1.71/5'7"	IF	R	R	
7	HENG Raynard	5 MAY 2001	1.86/6'1"	P	R	R	
9	LIM Malcolm	19 NOV 1996	1.79/5'10"	IF	R	R	
10	BIN MOHAMMAD NOORHAM Huzaifie	28 DEC 2002	1.76/5'9"	IF	R	R	
11	LOW Zu Ray	6 MAY 2002	1.70/5'7"	IF	L	L	
13	TAN Joshua	7 NOV 2001	1.81/5'11"	C	R	R	
16	CHEOH Shun Kai	9 JUN 2003	1.75/5'9"	C	R	R	
17	TAN Jeron	1 OCT 1999	1.83/6'0"	P	R	R	
21	CHEW Marcus	29 MAR 1996	1.73/5'8"	P	R	R	
22	HAN Dominic	31 MAY 1993	1.75/5'9"	OF	R	R	
25	OH Zachar	27 NOV 2001	1.78/5'10"	C	R	R	
48	FOO Say Kian	17 JUL 1996	1.65/5'5"	IF	L	L	
88	BIN MOHAMMAD NOORHAM Huzaifah	17 JUN 2001	1.70/5'7"	IF	R	R	
99	CHOW Rui Yan	12 JAN 1999	1.70/5'7"	OF	L	R	

Team average:

1.75/5'9"

Team Manager:

BIN ABDUL RAHMAN Fazly

Coach:

BIN AMIRUDIN Farhan

KOH Ruoh Jie

Legend:

- Information not available
L Bats/Throws Left Handed
P Pitcher

C Catcher
No. Uniform number
Pos. Position

IF Infielder
OF Outfielder
R Bats/Throws Right Handed



Team Roster

As of WED 6 AUG 2025

USA - United States of America

No.	Name	Date of Birth	Height m / ft in	Pos.	Bat Hand	Throw Hand	Club
1	MILHEIM Blaine Robert	14 NOV 1996	1.78/5'10"	U	R	R	
2	JOHNSON Tyler James	29 SEP 1993	1.80/5'11"	OF	R	R	
4	LEWIS Jeffrey Michael	15 MAY 1999	1.88/6'2"	U	R	R	
7	MULLINS Nicholas Ryan	3 NOV 1985	1.75/5'9"	C	R	R	
8	OCHOA Erick	12 AUG 1993	1.78/5'10"	IF	L	R	
9	SHAW Zachary	20 FEB 1994	1.88/6'2"	IF	R	R	
11	DIAZ Marco	30 JAN 2002	1.90/6'3"	P	R	R	
12	DAMON Tyler James	16 FEB 2000	-	C	L	R	
13	KIMLINGER Frank Matthew	13 JUN 1999	1.73/5'8"	OF	R	R	
16	DUCHARME Brennan	5 AUG 2004	1.70/5'7"	OF	L	R	
22	KILPATRICK Bradley	21 MAR 2000	1.93/6'4"	P	R	R	
23	LYNCH Jonathan Michael	12 FEB 1994	1.78/5'10"	OF	L	L	
28	DAVIS JR Yusef Lateef	24 AUG 1994	1.73/5'8"	OF	R	R	
36	DUCHARME Braden John	5 AUG 2004	1.72/5'8"	IF	L	R	
76	GIBBONS Cody	8 JUN 2005	1.78/5'10"	P	R	R	

Team average:

1.80/5'11"

Head Coach:

HACKETT Ronald Lloyd

Coach:

FOORE Roman William

HICKS Gregory Lee

MUIZELAAR Gerald Roland

Legend:

- Information not available
L Bats/Throws Left Handed
P Pitcher
U Utility

C Catcher
No. Uniform number
Pos. Position

IF Infielder
OF Outfielder
R Bats/Throws Right Handed



Team Roster

As of WED 6 AUG 2025

VEN - Venezuela

No.	Name	Date of Birth	Height m / ft in	Pos.	Bat Hand	Throw Hand	Club
2	FLORES Pedro	18 APR 1996	1.75/5'9"	IF	L	R	
5	COLOMBO Luis	15 JAN 1996	1.80/5'11"	P	R	R	
6	ADAMES Angel	6 FEB 2002	1.68/5'6"	OF	L	R	
10	FLORES Jean	12 JUL 2004	1.75/5'9"	OF	R	R	
11	HERRERA Engelbert	17 FEB 1994	1.78/5'10"	OF	R	R	
12	DORANTES Jose	15 OCT 1992	1.77/5'10"	C	L	R	
14	SEQUERA Rogelio	6 MAR 1990	1.74/5'9"	IF	R	R	
19	RAMIREZ Eduin	14 SEP 1994	1.78/5'10"	P	R	R	
21	BENITEZ Franklin	20 SEP 2000	1.80/5'11"	IF	L	R	
22	FLORES Rafael	26 MAR 1983	1.76/5'9"	C	R	R	
23	RODRIGUEZ Kleiver	15 MAY 2001	1.83/6'0"	OF	L	R	
24	DIAZ Erwin	26 JUL 1991	1.88/6'2"	IF	L	L	
30	TOYO Eudomar	17 JUL 1988	1.90/6'3"	P	R	R	
33	AGUILAR Alfredo	10 SEP 2001	1.75/5'9"	IF	R	R	
34	PIMENTEL Maiker	4 OCT 1997	1.80/5'11"	P	R	R	

Team average: 1.78/5'10"

Coach: LOPEZ Delio
LOPEZ German
RUSSO Luis
TORRES Omar

Team Officials: BRITO Wilfredo
LIMA Daniel
ROMERO Jhovanny

Legend:

-	Information not available	C	Catcher	IF	Infielder
L	Bats/Throws Left Handed	No.	Uniform number	OF	Outfielder
P	Pitcher	Pos.	Position	R	Bats/Throws Right Handed



Tournament Summary

As of SUN 10 AUG 2025

Preliminary Round

A					Games			Runs		W/L%	GB
	JPN	VEN	ARG	CZE	Played	Won	Lost	For	Against		
JPN		10-3	7-5	8-2	3	3	0	25	10	1.000	-
VEN	3-10		3-2	11-1	3	2	1	17	13	.667	1.0
ARG	5-7	2-3		7-0	3	1	2	14	10	.333	2.0
CZE	2-8	1-11	0-7		3	0	3	3	26	.000	3.0

B					Games			Runs		W/L%	GB
	USA	CAN	SGP	AUS	Played	Won	Lost	For	Against		
USA		6-3	15-2	14-3	3	3	0	35	8	1.000	-
CAN	3-6		9-8	11-2	3	2	1	23	16	.667	1.0
SGP	2-15	8-9		10-9	3	1	2	20	33	.333	2.0
AUS	3-14	2-11	9-10		3	0	3	14	35	.000	3.0

Semifinals	Finals	Medals
Canada (CAN)	Japan	Gold Medals Japan / United States of America
Japan (JPN)	1 - 6	
Venezuela (VEN)	United States of America	
United States of America (USA)	0 - 7	
	Canada	Bronze Medals Canada / United States of America
	Venezuela	

5-8 Classification Round

Czechia (CZE)		Czechia		
Singapore (SGP)	15 - 10			
Australia (AUS)			0 - 3	
Argentina (ARG)	1 - 12	Argentina		
		Singapore		
			5 - 12	
		Australia		

Rank	Team
1	Japan
1	United States
3	Canada
3	Venezuela
5	Argentina
6	Czechia
7	Australia
8	Singapore

Legend:

GB Games behind W/L% Win/loss percentage



Medallists

GOLD	SILVER	BRONZE
JPN - Japan 1 SATO Koki 10 KUROIWA Seii 11 IKEDA Hiroki 12 UEDA Fumiya 14 KATAOKA Taiyo 17 NISHIDA Kanta 19 ONODERA Shota 23 MORITA Yusuke 24 NAGAI Fuga 3 MASAKI Kaito 35 TORIYAMA Kazuya 42 HAMAMOTO Tei 6 OKAWA Ryuji 7 SAKURABA Yusuke 8 YASUMI Kotaro		CAN - Canada 1 MAJOR Max 11 EZEKIEL Bradley 17 HUDSON Jordan 20 POMEROY Jordan 24 MCKAY Mitch 4 WHITE Nick 41 SCHOFIELD Justin 44 CLEARY Sean 5 EZEKIEL Kyle 55 HYDE Derek 57 RANDERSON Tyler 7 HUNTER Blake 8 SEBASTIAN Ty 91 BOLAND Shane 97 LASKOWSKI Justin
USA - United States of America 1 MILHEIM Blaine Robert 11 DIAZ Marco 12 DAMON Tyler James 13 KIMLINGER Frank Matthew 16 DUCHARME Brennan 2 JOHNSON Tyler James 22 KILPATRICK Bradley 23 LYNCH Jonathan Michael 28 DAVIS JR Yusef Lateef 36 DUCHARME Braden John 4 LEWIS Jeffrey Michael 7 MULLINS Nicholas Ryan 76 GIBBONS Cody 8 OCHOA Erick 9 SHAW Zachary		VEN - Venezuela 10 FLORES Jean 11 HERRERA Engelbert 12 DORANTES Jose 14 SEQUERA Rogelio 19 RAMIREZ Edruin 2 FLORES Pedro 21 BENITEZ Franklin 22 FLORES Rafael 23 RODRIGUEZ Kleiver 24 DIAZ Erwin 30 TOYO Eudomar 33 AGUILAR Alfredo 5 COLOMBO Luis 6 ADAMES Angel



Starting Line-Up

SGP - Singapore

No. Player	Pos.	B/T	AVG	GP	GS	AB	R	H	2B	3B	HR	RBI	SLG%	BB	HBP	SO	OB%	SB	ATT.
10 BIN MOHAMMAD NOORHAM Huzaifie	3B	R/R	.467	4	5	15	6	7	2	1	1	8	.933	1	-	1	.500	1	1
11 LOW Zu Ray	1B	L/L	.333	4	5	15	6	5	2	-	-	1	.467	2	-	6	.412	-	0
13 TAN Joshua	DP	R/R	.364	4	4	11	4	4	1	-	2	4	1.000	2	-	6	.462	-	0
1 SEAH Schuyler	RF	R/R	.222	4	5	9	3	2	-	-	-	-	.222	5	-	4	.500	-	0
4 TAN Ivan	SS	R/R	.167	4	5	12	1	2	-	-	1	4	.417	2	-	8	.286	-	0
22 HAN Dominic	CF	R/R	.364	4	5	11	2	4	1	-	-	3	.455	3	-	5	.500	-	0
25 OH Zachar	C	R/R	.333	3	1	3	-	1	-	-	-	1	.333	-	-	1	.333	-	0
9 LIM Malcolm	2B	R/R	.200	4	5	10	2	2	2	-	-	-	.400	2	-	4	.333	-	0
99 CHOW Rui Yan	LF	L/R		2	1	-	1	-	-	-	-	-		-	-	-		-	0

No. Starting Pitcher	ERA	W	L	GP	GS	CG	IP	H	R	ER	BB	SO	B/AVG	WP	BK/ILP	HBP
21 CHEW Marcus	31.50	-	1	2	2	-	2.0	10	10	9	6	4	.625	1	-	1

AUS - Australia

No. Player	Pos.	B/T	AVG	GP	GS	AB	R	H	2B	3B	HR	RBI	SLG%	BB	HBP	SO	OB%	SB	ATT.
12 BEASHEL Callum	RF	R/R	.417	4	5	12	3	5	-	-	1	2	.667	-	1	1	.462	2	2
7 O'BYRNE Brendon	2B	R/R	.111	4	5	9	1	1	-	-	-	1	.111	2	1	3	.333	1	1
14 MATHEWS Hayden	CF	R/R	.300	4	5	10	3	3	-	-	1	3	.600	1	1	5	.417	2	2
4 JAMES Riley	3B	L/R	.200	3	4	5	-	1	-	-	-	1	.200	1	-	3	.333	-	0
66 KING Ryan	LF	R/R	.111	4	5	9	1	1	1	-	-	2	.222	1	-	3	.200	-	0
6 DOBE Haydan	C	R/R	.750	3	2	4	3	3	1	-	-	3	1.000	1	-	-	.800	-	0
23 GOFFER Ashlee	DP	L/R	.167	3	3	6	2	1	-	-	-	-	.167	-	-	2	.167	1	1
55 WICKHAM Matt	1B	R/L	.375	4	5	8	1	3	-	-	-	1	.375	2	-	1	.500	-	0
22 MOLANDER Kynan	SS	R/R	.000	2	4	2	-	-	-	-	-	-	.000	2	-	1	.500	-	0

No. Starting Pitcher	ERA	W	L	GP	GS	CG	IP	H	R	ER	BB	SO	B/AVG	WP	BK/ILP	HBP
30 GARLAND Jeremy	21.00	-	1	2	3	-	2.0	6	11	6	4	-	.429	1	-	1



Starting Line-Up

SGP - Singapore

Non-Starters

No.	Player	Pos.	B/T
7	HENG Raynard	P	R/R
16	CHEOH Shun Kai	C	R/R
17	TAN Jeron	P	R/R
48	FOO Say Kian	IF	L/L
88	BIN MOHAMMAD NOORHAM Huzaifah	IF	R/R

Team Manager

BIN ABDUL RAHMAN Fazly

Coach

BIN AMIRUDIN Farhan
KOH Ruoh Jie

AUS - Australia

Non-Starters

No.	Player	Pos.	B/T
5	HORT Lachlan	U	R/R
16	SCARAMELLA Joseph	C	R/R
24	BYRNE Joel	P	R/R
33	BECKETT Mathew	P	R/R
87	LYNCH Nathan	OF	R/R

Coach

GOOLAGONG Jeff
TITHERADGE Mike

Umpires: CHENG Tao CHN PL
GAUDREAU Genevieve CAN 1B
KAIARUNA Tony NZL 3B

Technical Commissioners: PENFOLD Brooke AUS
XIE Xin CHN

Scorekeepers: NAKAMURA Fuka JPN
TOKUI Akane JPN
XUE Min CHN

Note:
Visitor team is shown on the left.

Legend:					
1B	First base	2B	Doubles/Second base	3B	Triples/Third base
AVG	Batting average	ATT.	Stolen base attempts	B	Both
BB	Bases on balls	BK/ILP	Balks/Illegal Pitches	B/T	Bat/Throw Hand
CF	Center Fielder	CG	Completed Games	DP	Designated Player
ERA	Earned run average	GP	Games pitched/played	GS	Games started
HBP	Hit by pitch	HR	Home runs	IF	Infielder
L	Loss/left hand	LF	Left Fielder	No.	Uniform number
OF	Outfielder	P	Pitcher	Pos.	Position
RBI	Runs batted in	RF	Right Fielder	SB	Stolen bases
SO	Strikeouts	SS	Shortstop	U	Utility
WP	Wild pitches			AB	At bats
				B/AVG	Opponent batting average
				C	Catcher
				ER	Earned runs allowed
				H	Hits
				IP	Innings pitched/played
				OB%	On base percentage
				R	Runs/right hand
				SLG%	Slugging percentage
				W	Win



Results

SGP 5 - 12 AUS

	1	2	3	4	5	6	7	R	H	E	LOB
SGP - Singapore	2	0	3	0	0			5	5	2	6
AUS - Australia	3	0	0	1	8			12	11	0	7

Singapore (SGP)	Pos.	AB	R	H	RBI	BB	SO	PO	A	E
BIN MOHAMMAD NOORH	3B	3	-	-	-	-	1	-	4	-
	DP	-	-	-	-	-	-	-	-	-
*BIN MOHAMMAD NOORH	P	-	-	-	-	-	-	-	-	-
LOW ZR	1B	2	1	1	-	-	-	5	1	-
TAN J	DP	1	2	-	-	1	1	-	-	-
	3B	-	-	-	-	-	-	-	-	-
SEAH S	RF	2	1	1	2	1	-	1	-	-
TAN I	SS	2	-	1	1	-	1	1	1	1
HAN D	CF	2	1	-	-	1	-	1	-	-
OH Z	C	3	-	1	2	-	1	4	-	-
LIM M	2B	2	-	1	-	1	1	1	-	1
CHOW RY	LF	2	-	-	-	-	1	1	-	-
CHEW M	P	-	-	-	-	-	-	-	-	-
	DP	-	-	-	-	-	-	-	-	-
Totals:		19	5	5	5	4	6	14	6	2

Top 3rd Temporary runner HAN Dominic(re-enter) running for OH Zachar

Bottom 4th TAN Joshua moved to third baseman

Bottom 4th BIN MOHAMMAD NOORHAM Huzaifie moved to designated player

Bottom 5th BIN MOHAMMAD NOORHAM Huzaifie moved to pitcher

Bottom 5th CHEW Marcus came out of the field of play

Australia (AUS)	Pos.	AB	R	H	RBI	BB	SO	PO	A	E
BEASHEL C	RF	3	3	1	-	1	-	-	-	-
O'BYRNE B	2B	2	1	1	3	-	-	1	-	-
MATHEWS H	CF	3	2	2	1	-	1	-	-	-
JAMES R	3B	2	1	1	1	1	1	-	-	-
KING R	LF	4	1	3	4	-	-	-	-	-
DOBE H	C	1	-	-	-	1	-	1	-	-
*SCARAMELLA J	C	2	2	1	-	-	-	5	-	-
GARLAND J	P	1	-	-	-	-	-	-	2	-
	DP	-	-	-	-	-	-	-	-	-
WICKHAM M	1B	3	1	1	1	-	1	3	-	-
MOLANDER K	SS	3	1	1	-	-	-	2	2	-
GOFFER A	DP	1	-	-	-	-	1	-	-	-
	P	-	-	-	-	1	-	-	1	-
Totals:		25	12	11	10	4	4	12	5	-

Bottom 1st Temporary runner JAMES Riley(re-enter) running for DOBE Haydan

Top 3rd GOFFER Ashlee moved to pitcher

Top 3rd GARLAND Jeremy came out of the field of play

Top 4th GARLAND Jeremy returned to designated player

Top 4th GARLAND Jeremy got batting order 7

Top 4th GOFFER Ashlee came out of the field of play

Top 4th SCARAMELLA Joseph to play catcher for AUS substituting DOBE Haydan

Bottom 5th Temporary runner KING Ryan(re-enter) running for SCARAMELLA Joseph

Doubles - SGP 3 - OH Z, SEAH S (2); AUS 1 - MATHEWS H

Triples - SGP 1 - LOW ZR; AUS 1 - KING R

Home runs - SGP 0; AUS 2 - O'BYRNE B in 5th (3 RBI), KING R in 5th (2 RBI)

Stolen bases - SGP 0; AUS 4 - BEASHEL C, DOBE H, JAMES R, O'BYRNE B

Sacrifice hits - SGP 0; AUS 1 - O'BYRNE B

Sacrifice flies - SGP 0; AUS 1 - JAMES R

Double plays - SGP 0; AUS 1 - O'BYRNE B, WICKHAM M

Passed balls - SGP 2 - OH Z (2); AUS 1 - DOBE H

Singapore (SGP)	W/L/S	IP	H	R	ER	BB	SO	HR	WP	BK/ILP	AB	BF	NP
CHEW M	L (0,2,0)	4.1	6	5	4	4	3	-	2	-	18	26	86
BIN MOHAMMAD NOORH		0.1	5	7	6	-	1	2	3	-	7	7	32
Totals:		4.2	11	12	10	4	4	2	5	-	25	33	118

CHEW Marcus faced 1 batters in the 5th inning

Australia (AUS)	W/L/S	IP	H	R	ER	BB	SO	HR	WP	BK/ILP	AB	BF	NP
GARLAND J	W (1,1,0)	2.0	1	-	-	1	5	-	1	-	7	8	53
GOFFER A		3.0	4	5	5	3	1	-	-	-	12	18	35
Totals:		5.0	5	5	5	4	6	-	1	-	19	26	88

GOFFER Ashlee faced 2 batters in the 4th inning



Results

Hit by pitch - SGP 2 - O'BYRNE B by CHEW M, MATHEWS H by CHEW M; AUS 0 - TAN I by GOFFER A

Technical Commissioners: PENFOLD Brooke (AUS) XIE Xin (CHN)
Umpires: (PL) CHENG Tao (CHN) (1B) GAUDREAU Genevieve (CAN)
(3B) KAIARUNA Tony (NZL)

Scorekeepers: NAKAMURA Fuka (JPN) TOKUI Akane (JPN) XUE Min (CHN)

Length of game:
Conditions:

Attendance:
Temperature:

Humidity:

Legend:							
*	Substitutions	1B	First base	2B	Second base	3B	Third base
A	Assists	AB	At bats	BB	Bases on balls	BF	Batters faced
BK/ILP	Balks/Illegal pitches	C	Catcher	CF	Center Fielder		
DP	Double plays/Designated Player			E	Errors	ER	Earned runs allowed
H	Hits	HR	Home runs	IP	Innings pitched	L	Loss
LF	Left Fielder	LOB	Left on base	NP	Number of pitches	P	Pitcher
PO	Put outs	Pos.	Position	R	Runs	RBI	Runs batted in
RF	Right Fielder	S	Save	SO	Strikeouts	SS	Shortstop
W	Win	WP	Wild pitches				



Starting Line-Up

CZE - Czechia

No. Player	Pos.	B/T	AVG	GP	GS	AB	R	H	2B	3B	HR	RBI	SLG%	BB	HBP	SO	OB%	SB	ATT.
77 MAGULA Martin	2B	R/R	.364	4	5	11	3	4	1	-	-	-	.455	1	1	5	.462	-	0
33 JALUSKA David	DP	L/R	.182	4	5	11	4	2	-	1	1	1	.636	1	-	5	.250	-	0
96 KLAS Mikulas	LF	R/R	.083	4	5	12	3	1	-	1	-	2	.250	-	-	4	.083	-	0
32 HARRIS George	CF	R/R	.273	4	5	11	3	3	-	-	2	5	.818	1	-	5	.333	-	0
19 KLEIN Tomas	1B	R/R	.333	4	5	9	1	3	-	-	1	2	.667	1	-	2	.364	-	0
37 LUNAK Adam	RF	R/R	.333	4	5	9	1	3	-	-	1	4	.667	-	-	5	.333	-	0
14 RYSAVY Matej	C	R/R	.000	2	3	3	-	-	-	-	-	-	.000	1	-	2	.250	-	0
73 KUCIREK Filip	SS	L/R	.000	2	1	1	-	-	-	-	-	-	.000	-	-	1	.000	-	0
39 VASICEK Jakub	3B	L/R	.000	4	3	6	-	-	-	-	-	1	.000	-	1	3	.143	-	0

No. Starting Pitcher	ERA	W	L	GP	GS	CG	IP	H	R	ER	BB	SO	B/AVG	WP	BK/ILP	HBP
29 HAJNY Jonas	17.50	-	-	2	1	-	2.0	7	5	5	3	2	.538	2	-	2

ARG - Argentina

No. Player	Pos.	B/T	AVG	GP	GS	AB	R	H	2B	3B	HR	RBI	SLG%	BB	HBP	SO	OB%	SB	ATT.
24 MALARCZUK Ladislao	SS	L/R	.500	4	5	10	8	5	1	1	2	5	1.400	4	-	1	.643	1	2
9 MIGLIAVACCA Teo	LF	L/L	.400	4	5	10	4	4	-	-	1	6	.700	5	-	2	.600	1	2
59 PEKER Alan	CF	L/R	.417	4	5	12	2	5	1	-	1	4	.750	1	-	3	.462	-	0
6 ZARA Juan	C	R/R	.571	4	5	7	1	4	-	-	-	2	.571	4	2	-	.769	-	1
27 GODOY Manuel	1B	L/L	.125	4	4	8	-	1	-	-	-	1	.125	1	2	6	.364	-	0
11 EDER Federico	2B	L/R	.273	4	5	11	1	3	-	-	-	1	.273	1	-	1	.333	-	0
19 OJEDA Gonzalo	3B	R/R	.333	3	4	6	5	2	-	-	1	2	.833	-	1	-	.429	-	0
12 RETAMAR Lucio	RF	L/R	.375	4	4	8	3	3	1	-	-	-	.500	2	-	1	.500	-	0
34 BIONDI Luciano	DP	L/R	.286	3	4	7	2	2	-	-	1	3	.714	1	-	4	.375	-	0

No. Starting Pitcher	ERA	W	L	GP	GS	CG	IP	H	R	ER	BB	SO	B/AVG	WP	BK/ILP	HBP
77 MIGLIAVACCA Pablo	6.18	1	1	2	2	-	5.2	5	5	5	3	10	.227	-	-	1



Starting Line-Up

CZE - Czechia

Non-Starters

No.	Player	Pos.	B/T
10	KUBAT Lukas	P	L/L
15	VOLF Marek	C	R/R
48	HOLOBRADEK Michal	P	L/R
69	TUREK Martin	OF	R/R
88	CHUCHMA Viktor	IF	R/R

Team Manager

JURIGA Lukas

Coach

KORCAK Jaroslav
SNELLY Dusan

ARG - Argentina

Non-Starters

No.	Player	Pos.	B/T
4	MATA Huemul	P	R/R
8	OLHEISER Federico	IF	R/R
42	SCIALACOMO Gian	U	L/R
70	GODOY Roman	P	R/R
95	LUNA Khalil	IF	R/R

Team Manager

MONTERO Mariano

Coach

BOLZAN Kevin
GUERRINIERI Alberto
GUERRINIERI Guatavo

Umpires: SONMEZ Galip
PORTEOUS Mark
LOPEZ William

GER PL
NZL 1B
PUR 3B

Technical Commissioners: SANNA Giovanni
ZHANG Xuan
ITA
CHN

Scorekeepers: CAI Yi Jhen
HOGETOORN Linda
YAGI Miyoko
TPE
NED
JPN

Note:
Visitor team is shown on the left.

Legend:					
1B	First base	2B	Doubles/Second base	3B	Triples/Third base
AVG	Batting average	ATT.	Stolen base attempts	B	Both
BB	Bases on balls	BK/ILP	Balks/Illegal Pitches	B/T	Bat/Throw Hand
CF	Center Fielder	CG	Completed Games	DP	Designated Player
ERA	Earned run average	GP	Games pitched/played	GS	Games started
HBP	Hit by pitch	HR	Home runs	IF	Infielder
L	Loss/left hand	LF	Left Fielder	No.	Uniform number
OF	Outfielder	P	Pitcher	Pos.	Position
RBI	Runs batted in	RF	Right Fielder	SB	Stolen bases
SO	Strikeouts	SS	Shortstop	U	Utility
WP	Wild pitches			AB	At bats
				B/AVG	Opponent batting average
				C	Catcher
				ER	Earned runs allowed
				H	Hits
				IP	Innings pitched/played
				OB%	On base percentage
				R	Runs/right hand
				SLG%	Slugging percentage
				W	Win



Results

CZE 0 - 3 ARG

	1	2	3	4	5	6	7	R	H	E	LOB
CZE - Czechia	0	0	0	0	0	0	0	0	3	1	3
ARG - Argentina	1	2	0	0	0	0	x	3	7	0	8

Czechia (CZE)	Pos.	AB	R	H	RBI	BB	SO	PO	A	E
MAGULA M	2B	3	-	1	-	-	-	2	1	1
JALUSKA D	DP	2	-	-	-	1	-	-	-	-
KLAS M	LF	3	-	1	-	-	2	4	-	-
HARRIS G	CF	3	-	-	-	-	-	3	-	-
KLEIN T	1B	3	-	1	-	-	1	6	-	-
LUNAK A	RF	3	-	-	-	-	2	-	-	-
RYSAVY M	C	2	-	-	-	-	2	2	1	-
KUCIREK F	SS	2	-	-	-	-	2	1	2	-
VASICEK J	3B	2	-	-	-	-	1	-	1	-
HAJNY J	P	-	-	-	-	-	-	-	1	-
Totals:		23	-	3	-	1	10	18	6	1

Argentina (ARG)	Pos.	AB	R	H	RBI	BB	SO	PO	A	E
MALARCZUK L	SS	3	1	2	2	-	-	1	3	-
*LUNA K	SS	1	-	1	-	-	-	-	1	-
MIGLIAVACCA T	LF	4	-	-	-	-	1	-	-	-
PEKER A	CF	3	-	-	-	-	1	1	-	-
ZARA J	C	3	-	-	-	-	-	10	-	-
GODOY M	1B	2	1	2	-	1	-	7	-	-
EDER F	2B	1	1	1	-	2	-	2	2	-
OJEDA G	3B	2	-	-	-	-	-	-	-	-
RETAMAR L	RF	3	-	-	-	-	1	-	-	-
BIONDI L	DP	3	-	1	1	-	-	-	-	-
MIGLIAVACCA P	P	-	-	-	-	-	-	-	2	-
Totals:		25	3	7	3	3	3	21	8	-

Top 5th LUNA Khalil to play shortstop for ARG substituting MALARCZUK Ladislao

Doubles - CZE 1 - MAGULA M; ARG 1 - GODOY M

Home runs - CZE 0; ARG 1 - MALARCZUK L in 1st (1 RBI)

Sacrifice hits - CZE 0; ARG 1 - OJEDA G

Grounded into double play - CZE 1 - HARRIS G; ARG 0

Double plays - CZE 0; ARG 1 - GODOY M, MALARCZUK L, MIGLIAVACCA P

Czechia (CZE)	W/L/S	IP	H	R	ER	BB	SO	HR	WP	BK/ILP	AB	BF	NP
HAJNY J	L (0,1,0)	6.0	7	3	3	3	3	1	2	-	25	29	113
Totals:		6.0	7	3	3	3	3	1	2	-	25	29	113

Argentina (ARG)	W/L/S	IP	H	R	ER	BB	SO	HR	WP	BK/ILP	AB	BF	NP
MIGLIAVACCA P	W (2,1,0)	7.0	3	-	-	1	10	-	-	-	23	24	82
Totals:		7.0	3	-	-	1	10	-	-	-	23	24	82



Results

Technical Commissioners:

Umpires:

SANNA Giovanni (ITA)
(PL) SONMEZ Galip (GER)
(3B) LOPEZ William (PUR)

ZHANG Xuan (CHN)
(1B) PORTEOUS Mark (NZL)

Scorekeepers:

CAI Yi Jhen (TPE) HOGETOORN Linda (NED) YAGI Miyoko (JPN)

Length of game:

Conditions:

Attendance:

Temperature:

Humidity:

Legend:

*	Substitutions	1B	First base	2B	Second base	3B	Third base
A	Assists	AB	At bats	BB	Bases on balls	BF	Batters faced
BK/ILP	Balks/Illegal pitches	C	Catcher	CF	Center Fielder		
DP	Double plays/Designated Player	E	Errors	IP	Innings pitched	ER	Earned runs allowed
H	Hits	HR	Home runs	NP	Number of pitches	L	Loss
LF	Left Fielder	LOB	Left on base	R	Runs	P	Pitcher
PO	Put outs	Pos.	Position	SO	Strikeouts	RBI	Runs batted in
RF	Right Fielder	S	Save	x	Did not bat	SS	Shortstop
W	Win	WP	Wild pitches				



Starting Line-Up

CAN - Canada

No. Player	Pos.	B/T	AVG	GP	GS	AB	R	H	2B	3B	HR	RBI	SLG%	BB	HBP	SO	OB%	SB	ATT.
4 WHITE Nick	RF	L/R	.222	3	4	9	3	2	-	-	-	1	.222	2	-	4	.364	1	1
11 EZEKIEL Bradley	CF	R/R	.444	3	4	9	3	4	-	-	1	6	.778	2	-	-	.545	-	0
8 SEBASTIAN Ty	DP	R/R	.444	3	4	9	2	4	2	-	1	3	1.000	1	-	1	.500	-	0
7 HUNTER Blake	1B	R/R	.400	3	4	10	-	4	1	-	-	2	.500	1	-	1	.455	-	0
20 POMEROY Jordan	LF	L/R	.333	3	4	9	3	3	-	-	-	1	.333	2	-	1	.455	-	0
24 MCKAY Mitch	2B	L/R	.667	3	3	6	3	4	1	-	-	3	.833	-	-	1	.571	1	1
97 LASKOWSKI Justin	3B	L/R	.200	2	3	5	2	1	-	-	-	-	.200	-	-	-	.200	-	0
55 HYDE Derek	C	L/R	.400	3	4	5	4	2	-	-	-	1	.400	2	1	3	.625	-	0
1 MAJOR Max	SS	L/R	.200	3	4	5	3	1	-	-	1	3	.800	1	-	2	.333	-	0

No. Starting Pitcher	ERA	W	L	GP	GS	CG	IP	H	R	ER	BB	SO	B/AVG	WP	BK/ILP	HBP
41 SCHOFIELD Justin	0.00	-	-	1	2	-	1.0	1	-	-	-	3	.250	-	-	-

JPN - Japan

No. Player	Pos.	B/T	AVG	GP	GS	AB	R	H	2B	3B	HR	RBI	SLG%	BB	HBP	SO	OB%	SB	ATT.
42 HAMAMOTO Tei	RF	L/R	.222	3	4	9	3	2	-	1	-	-	.444	3	-	1	.417	-	0
23 MORITA Yusuke	DP	L/R	.455	3	4	11	4	5	1	-	-	2	.545	1	-	1	.500	-	0
1 SATO Koki	LF	R/R	.300	3	4	10	5	3	1	-	1	4	.700	2	-	1	.417	-	0
3 MASAKI Kaito	3B	R/R	.571	3	4	7	2	4	1	-	-	3	.714	2	-	-	.600	-	0
35 TORIYAMA Kazuya	1B	L/L	.333	3	4	9	3	3	-	-	-	3	.333	-	1	2	.400	-	0
8 YASUMI Kotaro	2B	L/R	.571	3	4	7	2	4	-	1	-	1	.857	-	-	1	.571	2	2
14 KATAOKA Taiyo	C	L/R	.429	3	4	7	1	3	-	-	1	4	.857	1	-	1	.500	1	1
10 KUROIWA Seii	CF	R/R	.143	3	4	7	1	1	-	-	-	1	.143	1	-	3	.250	1	1
6 OKAWA Ryuji	SS	R/R	.333	3	4	6	1	2	-	1	-	3	.667	1	1	3	.444	1	1

No. Starting Pitcher	ERA	W	L	GP	GS	CG	IP	H	R	ER	BB	SO	B/AVG	WP	BK/ILP	HBP
11 IKEDA Hiroki	3.11	1	-	2	3	1	9.0	13	5	4	5	9	.333	2	-	-



Starting Line-Up

CAN - Canada

Non-Starters

No.	Player	Pos.	B/T
5	EZEKIEL Kyle	U	R/R
17	HUDSON Jordan	U	R/R
44	CLEARY Sean	P	R/R
57	RANDERSON Tyler	P	R/R

JPN - Japan

Non-Starters

No.	Player	Pos.	B/T
7	SAKURABA Yusuke	IF	L/R
12	UEDA Fumiya	C	R/R
17	NISHIDA Kanta	IF	L/R
19	ONODERA Shota	P	R/R
24	NAGAI Fuga	P	R/R

Team Manager

MATSUDA Kazuhiro

Coach

ALLIN Douglas
STUART John
HOWEY Les

Coach

EGUCHI Shinji
YANAGITA Shinya
TERUI Kengo

Umpires: PORTEOUS Mark
LOPEZ William
ZIDEK Michal
CARTER Jason

NZL PL
PUR 1B
CZE 2B
AUS 3B

Technical Commissioners: KERR Cathy AUS
PENFOLD Brooke AUS

Scorekeepers: CAI Yi Jhen TPE
HOGETOORN Linda NED
YAGI Miyoko JPN

Note:

Visitor team is shown on the left.

Legend:

1B First base	2B Doubles/Second base	3B Triples/Third base	AB At bats
AVG Batting average	ATT. Stolen base attempts	B Both	B/AVG Opponent batting average
BB Bases on balls	BK/ILP Balks/Illegal Pitches	B/T Bat/Throw Hand	C Catcher
CF Center Fielder	CG Completed Games	DP Designated Player	ER Earned runs allowed
ERA Earned run average	GP Games pitched/played	GS Games started	H Hits
HBP Hit by pitch	HR Home runs	IF Infielder	IP Innings pitched/played
L Loss/left hand	LF Left Fielder	No. Uniform number	OB% On base percentage
OF Outfielder	P Pitcher	Pos. Position	R Runs/right hand
RBI Runs batted in	RF Right Fielder	SB Stolen bases	SLG% Slugging percentage
SO Strikeouts	SS Shortstop	U Utility	W Win
WP Wild pitches			



Results

CAN 1 - 6 JPN

	1	2	3	4	5	6	7	R	H	E	LOB
CAN - Canada	0	0	0	1	0	0	0	1	5	2	6
JPN - Japan	0	2	0	0	4	0	x	6	6	0	3

Canada (CAN)	Pos.	AB	R	H	RBI	BB	SO	PO	A	E
WHITE N	RF	4	-	1	-	-	-	1	-	-
EZEKIEL B	CF	3	1	1	1	-	2	3	-	1
SEBASTIAN T	DP	2	-	-	-	-	1	-	-	-
	P	1	-	1	-	-	-	-	3	-
HUNTER B	1B	3	-	-	-	-	2	6	-	-
POMEROY J	LF	3	-	1	-	-	1	-	-	-
McKAY M	2B	2	-	-	-	1	-	-	1	-
LASKOWSKI J	3B	3	-	-	-	-	2	-	1	-
HYDE D	C	2	-	1	-	-	1	6	1	1
*HUDSON J	PH	1	-	-	-	-	1	-	-	-
MAJOR M	SS	2	-	-	-	-	1	2	-	-
*EZEKIEL K	PH	-	-	-	-	1	-	-	-	-
SCHOFIELD J	P	-	-	-	-	-	-	-	-	-
	DP	-	-	-	-	-	-	-	-	-
*CLEARY S	P	-	-	-	-	-	-	-	-	-
Totals:		26	1	5	1	2	11	18	6	2

Bottom 1st SEBASTIAN Ty moved to pitcher

Bottom 1st SCHOFIELD Justin came out of the field of play

Top 5th Pinch hitter HUDSON Jordan hitting for HYDE Derek

Bottom 5th HYDE Derek returned to catcher

Bottom 5th SCHOFIELD Justin returned to designated player

Bottom 5th CLEARY Sean to play pitcher for CAN substituting SCHOFIELD Justin

Bottom 5th SEBASTIAN Ty moved to designated player

Top 7th Pinch hitter EZEKIEL Kyle hitting for MAJOR Max

Top 7th Former player MAJOR Max re-entering for EZEKIEL Kyle

Japan (JPN)	Pos.	AB	R	H	RBI	BB	SO	PO	A	E
HAMAMOTO T	RF	3	1	1	1	-	-	-	-	-
MORITA Y	DP	3	1	1	1	-	1	-	-	-
SATO K	LF	2	1	-	-	-	-	1	-	-
MASAKI K	3B	3	1	2	1	-	-	2	2	-
TORIYAMA K	1B	2	-	1	-	-	1	5	-	-
*SAKURABA Y	PR	-	-	-	-	-	-	-	-	-
YASUMI K	2B	2	1	-	-	1	1	1	1	-
	SS	-	-	-	-	-	-	-	1	-
KATAOKA T	C	2	1	1	1	1	1	12	-	-
KUROIWA S	CF	2	-	-	1	-	-	-	-	-
OKAWA R	SS	3	-	-	-	-	1	-	1	-
*NISHIDA K	SS	-	-	-	-	-	-	-	-	-
	2B	-	-	-	-	-	-	-	-	-
IKEDA H	P	-	-	-	-	-	-	-	-	-
Totals:		22	6	6	5	2	5	21	5	-

Bottom 4th Pinch runner SAKURABA Yusuke running for TORIYAMA Kazuya

Top 5th TORIYAMA Kazuya returned to first baseman

Top 5th SAKURABA Yusuke came out of the field of play

Bottom 5th Temporary runner OKAWA Ryuji(re-enter) running for KATAOKA Taiyo

Top 7th NISHIDA Kanta to play shortstop for JPN substituting OKAWA Ryuji

Top 7th NISHIDA Kanta moved to second baseman

Top 7th YASUMI Kotaro moved to shortstop

Home runs - CAN 1 - EZEKIEL B in 4th (1 RBI); JPN 0

Stolen bases - CAN 1 - WHITE N; JPN 1 - KATAOKA T

Caught stealing - CAN 0; JPN 1 - SAKURABA Y

Sacrifice flies - CAN 0; JPN 1 - KUROIWA S

Passed balls - CAN 1 - HYDE D; JPN 0

Canada (CAN)	W/L/S	IP	H	R	ER	BB	SO	HR	WP	BK/ILP	AB	BF	NP
SCHOFIELD J		0.0	-	-	-	-	-	-	-	-	-	-	-
SEBASTIAN T	L (1,1,0)	4.2	5	5	4	2	2	-	3	-	17	20	72
CLEARY S		1.1	1	1	1	-	3	-	1	-	5	7	22
Totals:		6.0	6	6	5	2	5	-	4	-	22	27	94

SEBASTIAN Ty faced 3 batters in the 5th inning

Japan (JPN)	W/L/S	IP	H	R	ER	BB	SO	HR	WP	BK/ILP	AB	BF	NP
IKEDA H	W (2,0,0)	7.0	5	1	1	2	11	1	1	-	26	28	108
Totals:		7.0	5	1	1	2	11	1	1	-	26	28	108

Hit by pitch - CAN 2 - SATO K by CLEARY S, TORIYAMA K by CLEARY S; JPN 0



Results

Technical Commissioners:

Umpires:

KERR Cathy (AUS)
(PL) PORTEOUS Mark (NZL)
(2B) ZIDEK Michal (CZE)

PENFOLD Brooke (AUS)
(1B) LOPEZ William (PUR)
(3B) CARTER Jason (AUS)

Scorekeepers:

CAI Yi Jhen (TPE) HOGETOORN Linda (NED) YAGI Miyoko (JPN)

Length of game:

2h 7min

Conditions:

Few clouds

Attendance:

Temperature: 30°C/86°F

Humidity:

Legend:							
*	Substitutions	1B	First base	2B	Second base	3B	Third base
A	Assists	AB	At bats	BB	Bases on balls	BF	Batters faced
BK/ILP	Balks/Illegal pitches	C	Catcher	CF	Center Fielder		
DP	Double plays/Designated Player			E	Errors	ER	Earned runs allowed
H	Hits	HR	Home runs	IP	Innings pitched	L	Loss
LF	Left Fielder	LOB	Left on base	NP	Number of pitches	P	Pitcher
PH	Pinch hitter	PO	Put outs	Pos.	Position	PR	Pinch Runner
R	Runs	RBI	Runs batted in	RF	Right Fielder	S	Save
SO	Strikeouts	SS	Shortstop	W	Win	WP	Wild pitches
x	Did not bat						



Starting Line-Up

VEN - Venezuela

No. Player	Pos.	B/T	AVG	GP	GS	AB	R	H	2B	3B	HR	RBI	SLG%	BB	HBP	SO	OB%	SB	ATT.
6 ADAMES Angel	2B	L/R	.273	3	4	11	1	3	-	-	-	1	.273	-	-	1	.273	-	0
12 DORANTES Jose	RF	L/R	.250	3	4	8	2	2	-	-	1	2	.625	1	-	-	.333	-	0
14 SEQUERA Rogelio	3B	R/R	.300	3	4	10	3	3	1	-	-	1	.400	1	-	2	.364	-	0
11 HERRERA Engelbert	CF	R/R	.400	3	4	10	3	4	-	-	2	5	1.000	-	-	2	.400	-	0
24 DIAZ Erwin	1B	L/L	.444	3	4	9	1	4	1	-	-	1	.556	1	-	1	.500	-	0
23 RODRIGUEZ Kleiver	DP	L/R	.222	3	4	9	-	2	1	-	-	-	.333	-	-	7	.222	-	0
2 FLORES Pedro	SS	L/R	.444	3	4	9	2	4	-	-	1	2	.778	-	-	-	.444	-	0
22 FLORES Rafael	C	R/R	.250	3	4	8	1	2	-	-	1	3	.625	1	-	3	.333	-	0
21 BENITEZ Franklin	LF	L/R	.143	3	4	7	1	1	-	-	-	-	.143	2	-	4	.333	-	0

No. Starting Pitcher	ERA	W	L	GP	GS	CG	IP	H	R	ER	BB	SO	B/AVG	WP	BK/ILP	HBP
30 TOYO Eudomar	1.50	-	1	1	2	-	4.2	4	6	1	4	2	.222	-	-	-

USA - United States of America

No. Player	Pos.	B/T	AVG	GP	GS	AB	R	H	2B	3B	HR	RBI	SLG%	BB	HBP	SO	OB%	SB	ATT.
4 LEWIS Jeffrey Michael	DP	R/R	.333	3	4	6	3	2	-	-	-	2	.333	5	-	3	.636	1	1
1 MILHEIM Blaine Robert	3B	R/R	.500	3	4	10	5	5	1	-	1	3	.900	1	-	2	.545	-	0
8 OCHOA Erick	1B	L/R	.625	3	4	8	3	5	-	-	1	4	1.000	1	-	1	.667	-	0
23 LYNCH Jonathan Michael	LF	L/L	.571	3	3	7	4	4	-	-	1	5	1.000	-	-	-	.571	-	0
2 JOHNSON Tyler James	RF	R/R	.600	3	3	5	4	3	-	-	1	5	1.200	2	-	1	.625	-	0
28 DAVIS JR Yusef Lateef	CF	R/R	.333	3	4	6	2	2	1	-	1	4	1.000	-	-	1	.333	-	0
7 MULLINS Nicholas Ryan	C	R/R	.200	2	3	5	-	1	-	-	-	-	.200	-	-	1	.200	-	0
36 DUCHARME Braden John	2B	L/R	.111	3	4	9	2	1	-	-	-	-	.111	-	-	3	.111	-	0
9 SHAW Zachary	SS	R/R	.429	3	4	7	2	3	-	1	-	2	.714	1	-	1	.500	2	2

No. Starting Pitcher	ERA	W	L	GP	GS	CG	IP	H	R	ER	BB	SO	B/AVG	WP	BK/ILP	HBP
11 DIAZ Marco	4.20	1	-	1	2	-	5.0	6	3	3	1	5	.273	2	-	-



Starting Line-Up

VEN - Venezuela

Non-Starters			
No.	Player	Pos.	B/T
5	COLOMBO Luis	P	R/R
10	FLORES Jean	OF	R/R
19	RAMIREZ Edruin	P	R/R
33	AGUILAR Alfredo	IF	R/R
34	PIMENTEL Maiker	P	R/R

USA - United States of America

Non-Starters			
No.	Player	Pos.	B/T
12	DAMON Tyler James	C	L/R
13	KIMLINGER Frank Matthew	OF	R/R
16	DUCHARME Brennan	OF	L/R
22	KILPATRICK Bradley	P	R/R
76	GIBBONS Cody	P	R/R

Head Coach

HACKETT Ronald Lloyd

Coach

LOPEZ Delio
LOPEZ German
RUSSO Luis
TORRES Omar

Coach

FOORE Roman William
HICKS Gregory Lee
MUIZELAAR Gerald Roland

Umpires: GAUDREAU Genevieve
KAJARUNA Tony
YABE Miki
HASHIMOTO Takashi

CAN PL
NZL 1B
JPN 2B
JPN 3B

Technical Commissioners: SANNA Giovanni
TSUKIOKA Shuro
Scorekeepers: NAKAMURA Fuka
TOKUI Akane
XUE Min

ITA
JPN
JPN
JPN
CHN

Note:

Visitor team is shown on the left.

Legend:

1B First base	2B Doubles/Second base	3B Triples/Third base	AB At bats
AVG Batting average	ATT. Stolen base attempts	B Both	B/AVG Opponent batting average
BB Bases on balls	BK/ILP Balks/Illegal Pitches	B/T Bat/Throw Hand	C Catcher
CF Center Fielder	CG Completed Games	DP Designated Player	ER Earned runs allowed
ERA Earned run average	GP Games pitched/played	GS Games started	H Hits
HBP Hit by pitch	HR Home runs	IF Infielder	IP Innings pitched/played
L Loss/left hand	LF Left Fielder	No. Uniform number	OB% On base percentage
OF Outfielder	P Pitcher	Pos. Position	R Runs/right hand
RBI Runs batted in	RF Right Fielder	SB Stolen bases	SLG% Slugging percentage
SO Strikeouts	SS Shortstop	U Utility	W Win
WP Wild pitches			



Results

VEN 0 - 7 USA

	1	2	3	4	5	6	7	R	H	E	LOB
VEN - Venezuela	0	0	0	0	0	0		0	1	0	5
USA - United States of America	0	4	2	0	0	1		7	9	0	6

Venezuela (VEN)	Pos.	AB	R	H	RBI	BB	SO	PO	A	E
ADAMES A	2B	3	-	-	-	-	-	-	1	-
DORANTES J	RF	2	-	-	-	-	1	1	-	-
	C	1	-	-	-	-	-	3	-	-
SEQUERA R	3B	1	-	-	-	2	1	-	-	-
HERRERA E	CF	3	-	-	-	-	3	1	-	-
DIAZ E	1B	3	-	1	-	-	1	4	-	-
*RAMIREZ E	PR	-	-	-	-	-	-	-	-	-
RODRIGUEZ K	DP	2	-	-	-	-	2	-	-	-
FLORES P	SS	2	-	-	-	-	2	-	-	-
FLORES R	C	1	-	-	-	1	-	7	-	-
*AGUILAR A	PR	-	-	-	-	-	-	-	-	-
	RF	-	-	-	-	-	-	-	-	-
BENITEZ F	LF	1	-	-	-	1	-	1	-	-
TOYO E	P	-	-	-	-	-	-	-	-	-
*COLOMBO L	P	-	-	-	-	-	-	-	-	-
Totals:		19	-	1	-	4	10	17	1	-

United States of America (USA)	Pos.	AB	R	H	RBI	BB	SO	PO	A	E
LEWIS JM	DP	4	-	1	-	-	2	-	-	-
MILHEIM BR	3B	3	-	1	1	1	1	1	2	-
OCHOA E	1B	2	-	1	1	1	1	5	-	-
LYNCH JM	LF	2	-	-	-	1	1	2	-	-
JOHNSON TJ	RF	3	1	1	-	-	1	-	-	-
DAVIS JR YL	CF	3	2	2	1	-	-	-	-	-
MULLINS NR	C	2	1	-	-	1	1	10	-	-
DUCHARME BJ	2B	3	2	2	1	-	1	-	1	-
SHAW Z	SS	3	1	1	2	-	2	-	1	-
DIAZ M	P	-	-	-	-	-	-	-	1	-
Totals:		25	7	9	6	4	10	18	5	-

Top 2nd Pinch runner RAMIREZ Edruin running for DIAZ Erwin
Bottom 2nd DIAZ Erwin returned to first baseman
Bottom 2nd RAMIREZ Edruin came out of the field of play
Bottom 3rd COLOMBO Luis to play pitcher for VEN substituting TOYO Eudomar
Top 5th Pinch runner AGUILAR Alfredo running for FLORES Rafael
Bottom 5th DORANTES Jose remained in the game as catcher
Bottom 5th AGUILAR Alfredo moved to right fielder

Doubles - VEN 0; USA 2 - DAVIS JR YL, DUCHARME BJ
Stolen bases - VEN 0; USA 1 - SHAW Z

Venezuela (VEN)	W/L/S	IP	H	R	ER	BB	SO	HR	WP	BK/ILP	AB	BF	NP
TOYO E	L (0,2,0)	2.0	6	6	6	2	3	-	-	-	12	15	61
COLOMBO L		3.2	3	1	1	2	7	-	1	-	13	15	78
Totals:		5.2	9	7	7	4	10	-	1	-	25	30	139

TOYO Eudomar faced 3 batters in the 3rd inning

United States of America (USA)	W/L/S	IP	H	R	ER	BB	SO	HR	WP	BK/ILP	AB	BF	NP
DIAZ M	W (2,0,0)	6.0	1	-	-	4	10	-	2	-	19	23	96
Totals:		6.0	1	-	-	4	10	-	2	-	19	23	96

Hit by pitch - VEN 1 - OCHOA E by TOYO E; USA 0



Results

Technical Commissioners:	SANNA Giovanni (ITA)	TSUKIOKA Shuro (JPN)	
Umpires:	(PL) GAUDREAU Genevieve (CAN)	(1B) KAIARUNA Tony (NZL)	
	(2B) YABE Miki (JPN)	(3B) HASHIMOTO Takashi (JPN)	
Scorekeepers:	NAKAMURA Fuka (JPN)	TOKUI Akane (JPN)	XUE Min (CHN)
Length of game:	2h 5min	Attendance:	
Conditions:	Overcast	Temperature: 29°C/84°F	Humidity:

Legend:							
*	Substitutions	1B	First base	2B	Second base	3B	Third base
A	Assists	AB	At bats	BB	Bases on balls	BF	Batters faced
BK/ILP	Balks/Illegal pitches	C	Catcher	CF	Center Fielder		
DP	Double plays/Designated Player	E	Errors	ER	Earned runs allowed		
H	Hits	IP	Innings pitched	L	Loss		
LF	Left Fielder	NP	Number of pitches	P	Pitcher		
PO	Put outs	PR	Pinch Runner	R	Runs		
RBI	Runs batted in	S	Save	SO	Strikeouts		
SS	Shortstop	WP	Wild pitches				
		HR	Home runs				
		LOB	Left on base				
		Pos.	Position				
		RF	Right Fielder				
		W	Win				



Starting Line-Up

CZE - Czechia

No. Player	Pos.	B/T	AVG	GP	GS	AB	R	H	2B	3B	HR	RBI	SLG%	BB	HBP	SO	OB%	SB	ATT.
77 MAGULA Martin	2B	R/R	.286	3	4	7	-	2	-	-	-	-	.286	-	1	5	.375	-	0
33 JALUSKA David	DP	L/R	.143	3	4	7	1	1	-	1	-	-	.429	-	-	4	.143	-	0
96 KLAS Mikulas	SS	R/R	.000	3	4	7	-	-	-	-	-	-	.000	-	-	3	.000	-	0
32 HARRIS George	CF	R/R	.167	3	4	6	1	1	-	-	1	1	.667	1	-	3	.286	-	0
19 KLEIN Tomas	1B	R/R	.000	3	4	5	-	-	-	-	-	-	.000	1	-	2	.167	-	0
69 TUREK Martin	LF	R/R	.500	2	3	4	1	2	-	-	-	-	.500	-	-	1	.500	-	0
37 LUNAK Adam	RF	R/R	.200	3	4	5	-	1	-	-	-	-	.200	-	-	4	.200	-	0
15 VOLF Marek	C	R/R	.000	1	2	1	-	-	-	-	-	-	.000	-	-	1	.000	-	0
88 CHUCHMA Viktor	3B	R/R	.000	2	3	1	-	-	-	-	-	-	.000	-	-	1	.000	-	0

No. Starting Pitcher	ERA	W	L	GP	GS	CG	IP	H	R	ER	BB	SO	B/AVG	WP	BK/ILP	HBP
48 HOLOBRADEK Michal	4.38	-	2	3	3	-	8.0	6	5	5	6	9	.207	-	-	2

SGP - Singapore

No. Player	Pos.	B/T	AVG	GP	GS	AB	R	H	2B	3B	HR	RBI	SLG%	BB	HBP	SO	OB%	SB	ATT.
48 FOO Say Kian	RF	L/L	.333	3	4	9	3	3	1	-	-	1	.444	1	1	1	.455	-	0
11 LOW Zu Ray	1B	L/L	.300	3	4	10	5	3	2	-	-	1	.500	2	-	3	.417	-	0
10 BIN MOHAMMAD NOORHAM Huzafie	3B	R/R	.600	3	4	10	5	6	2	-	1	6	1.100	1	-	1	.636	1	1
1 SEAH Schuyler	LF	R/R	.286	3	4	7	1	2	-	-	-	-	.286	3	-	2	.500	-	0
13 TAN Joshua	2B	R/R	.375	3	3	8	3	3	1	-	2	3	1.250	1	-	4	.444	-	0
22 HAN Dominic	CF	R/R	.333	3	4	9	1	3	1	-	-	2	.444	2	-	4	.455	-	0
16 CHEOH Shun Kai	C	R/R	.250	3	4	8	-	2	1	-	-	2	.375	-	-	3	.250	-	0
4 TAN Ivan	DP	R/R	.125	3	4	8	-	1	-	-	-	-	.125	2	-	5	.300	-	0
9 LIM Malcolm	SS	R/R	.000	3	4	6	2	-	-	-	-	-	.000	2	-	4	.250	-	0

No. Starting Pitcher	ERA	W	L	GP	GS	CG	IP	H	R	ER	BB	SO	B/AVG	WP	BK/ILP	HBP
7 HENG Raynard	7.88	-	-	3	3	-	8.0	12	13	9	7	8	.324	4	-	-



Starting Line-Up

CZE - Czechia

Non-Starters

No.	Player	Pos.	B/T
10	KUBAT Lukas	P	L/L
14	RYSAVY Matej	C	R/R
29	HAJNY Jonas	P	L/R
39	VASICEK Jakub	IF	L/R
73	KUCIREK Filip	IF	L/R

Team Manager

JURIGA Lukas

Coach

KORCAK Jaroslav
SNELLY Dusan

SGP - Singapore

Non-Starters

No.	Player	Pos.	B/T
17	TAN Jeron	P	R/R
21	CHEW Marcus	P	R/R
25	OH Zachar	C	R/R
88	BIN MOHAMMAD NOORHAM Huzaifah	IF	R/R
99	CHOW Rui Yan	OF	L/R

Team Manager

BIN ABDUL RAHMAN Fazly

Coach

BIN AMIRUDIN Farhan
KOH Ruoh Jie

Umpires: HASHIMOTO Takashi
CARTER Jason
SONMEZ Galip

JPN PL
AUS 1B
GER 3B

Technical Commissioners: KERR Cathy
XIE Xin

AUS
CHN

Scorekeepers: CAI Yi Jhen
HOGETOORN Linda
YAGI Miyoko

TPE
NED
JPN

Note:

Visitor team is shown on the left.

Legend:

1B First base	2B Doubles/Second base	3B Triples/Third base	AB At bats
AVG Batting average	ATT. Stolen base attempts	B Both	B/AVG Opponent batting average
BB Bases on balls	BK/ILP Balks/Illegal Pitches	B/T Bat/Throw Hand	C Catcher
CF Center Fielder	CG Completed Games	DP Designated Player	ER Earned runs allowed
ERA Earned run average	GP Games pitched/played	GS Games started	H Hits
HBP Hit by pitch	HR Home runs	IF Infielder	IP Innings pitched/played
L Loss/left hand	LF Left Fielder	No. Uniform number	OB% On base percentage
OF Outfielder	P Pitcher	Pos. Position	R Runs/right hand
RBI Runs batted in	RF Right Fielder	SB Stolen bases	SLG% Slugging percentage
SO Strikeouts	SS Shortstop	W Win	WP Wild pitches



Results

CZE 15 - 10 SGP

	1	2	3	4	5	6	7	R	H	E	LOB
CZE - Czechia	3	0	1	0	5	2	4	15	12	1	6
SGP - Singapore	0	2	7	0	0	1	0	10	10	6	8

Czechia (CZE)	Pos.	AB	R	H	RBI	BB	SO	PO	A	E
MAGULA M	2B	4	3	2	-	1	-	1	1	-
JALUSKA D	DP	4	3	1	1	1	1	-	-	-
KLAS M	SS	5	3	1	2	-	1	1	-	-
HARRIS G	CF	5	2	2	4	-	2	-	-	-
KLEIN T	1B	4	1	3	2	-	-	4	-	-
TUREK M	LF	3	1	-	-	1	2	-	-	-
LUNAK A	RF	4	1	2	4	-	1	2	1	-
VOLF M	C	4	-	1	-	-	2	13	-	1
CHUCHMA V	3B	3	1	-	-	-	1	-	2	-
*VASICEK J	PH	-	-	-	-	-	-	-	-	-
HOLOBRADEK M	P	-	-	-	-	-	-	-	-	-
*KUBAT L	P	-	-	-	-	-	-	-	-	-
Totals:		36	15	12	13	3	10	21	4	1

Bottom 3rd KUBAT Lukas to play pitcher for CZE substituting HOLOBRADEK Michal
Top 4th Temporary runner TUREK Martin(re-enter) running for VOLF Marek
Top 5th Temporary runner LUNAK Adam(re-enter) running for VOLF Marek
Top 7th Pinch hitter VASICEK Jakub hitting for CHUCHMA Viktor
Top 7th Former player CHUCHMA Viktor re-entering for VASICEK Jakub

Singapore (SGP)	Pos.	AB	R	H	RBI	BB	SO	PO	A	E
FOO SK	RF	2	1	1	-	-	1	2	-	-
DP	-	-	-	-	-	-	-	-	-	-
*CHEW M	PH	-	-	-	-	1	-	-	-	-
DP	-	-	-	-	-	1	-	-	-	-
LOW ZR	1B	3	1	2	-	-	1	2	-	-
RF	2	-	-	-	-	-	2	-	-	-
BIN MOHAMMAD NOORH	3B	5	1	1	2	-	-	1	-	-
SEAH S	LF	2	2	-	-	2	2	-	-	-
TAN J	2B	-	-	-	-	-	-	-	-	-
DP	1	1	1	1	1	-	-	-	-	-
*CHOW RY	PR	-	1	-	-	-	-	-	-	-
DP	-	-	-	-	-	-	-	-	-	-
*TAN J	PH	1	-	-	-	-	1	-	-	-
1B	1	-	-	-	-	-	1	1	-	-
HAN D	CF	2	1	1	1	1	1	-	-	1
CHEOH SK	C	2	1	-	-	1	2	11	-	-
*OH Z	PH	1	-	1	1	-	-	-	-	-
TAN I	DP	-	-	-	-	-	-	-	-	-
2B	3	1	1	4	-	2	1	1	-	-
*TAN I	SS	1	-	-	-	-	1	-	1	-
LIM M	SS	3	-	2	-	-	-	1	2	4
2B	1	-	-	-	-	-	2	-	1	-
HENG R	P	-	-	-	-	-	-	-	-	-
*TAN J	P	-	-	-	-	-	-	-	-	-
Totals:		30	10	10	9	7	14	21	4	6

Top 1st TAN Ivan moved to second baseman
Top 1st TAN Joshua moved to designated player
Bottom 3rd Pinch runner CHOW Rui Yan running for TAN Joshua
Top 4th CHOW Rui Yan remained in the game as designated player
Bottom 4th Pinch hitter TAN Joshua(re-enter) hitting for CHOW Rui Yan
Top 5th TAN Joshua remained in the game as designated player
Top 5th TAN Joshua moved to first baseman
Top 5th LOW Zu Ray moved to right fielder
Top 5th FOO Say Kian moved to designated player
Bottom 5th Pinch hitter CHEW Marcus hitting for FOO Say Kian
Top 6th CHEW Marcus remained in the game as designated player
Top 6th TAN Jeron to play pitcher for SGP substituting HENG Raynard
Top 6th LIM Malcolm moved to second baseman
Top 6th TAN Ivan moved to shortstop
Bottom 6th Pinch hitter OH Zachar hitting for CHEOH Shun Kai
Top 7th CHEOH Shun Kai returned to catcher
Top 7th OH Zachar came out of the field of play



Results

Doubles - CZE 1 - MAGULA M; SGP 2 - LIM M (2)

Triples - CZE 1 - KLAS M; SGP 1 - BIN MOHAMMAD NOORH

Home runs - CZE 4 - KLEIN T in 1st (1 RBI), JALUSKA D in 3rd (1 RBI), LUNAK A in 5th (4 RBI), HARRIS G in 7th (3 RBI); SGP 1 - TAN I in 3rd (4 RBI)

Sacrifice hits - CZE 0; SGP 1 - HAN D

Sacrifice flies - CZE 1 - KLEIN T; SGP 0

Double plays - CZE 1 - KLEIN T, LUNAK A; SGP 0

Passed balls - CZE 1 - VOLF M; SGP 1 - CHEOH SK

Czechia (CZE)	W/L/S	IP	H	R	ER	BB	SO	HR	WP	BK/ILP	AB	BF	NP
HOLOBRADEK M		2.1	7	9	7	3	4	1	1	-	13	17	75
KUBAT L	W (1,1,0)	4.2	3	1	1	4	10	-	1	-	17	22	100
Totals:		7.0	10	10	8	7	14	1	2	-	30	39	175

HOLOBRADEK Michal faced 5 batters in the 3rd inning

Singapore (SGP)	W/L/S	IP	H	R	ER	BB	SO	HR	WP	BK/ILP	AB	BF	NP
HENG R		5.0	8	9	4	2	8	3	1	-	24	27	97
TAN J	L (1,2,0)	2.0	4	6	4	1	2	1	1	-	12	15	60
Totals:		7.0	12	15	8	3	10	4	2	-	36	42	157

HENG Raynard faced 1 batters in the 6th inning

Hit by pitch - CZE 1 - FOO SK by KUBAT L; SGP 2 - TUREK M by TAN J, VASICEK J by TAN J

Technical Commissioners:

Umpires: (PL) HASHIMOTO Takashi (JPN) (1B) CARTER Jason (AUS)
(3B) SONMEZ Galip (GER)

Scorekeepers: CAI Yi Jhen (TPE) HOGETOORN Linda (NED) YAGI Miyoko (JPN)

Length of game: 3h 24min
Conditions: Few clouds

Attendance:
Temperature: 27°C/81°F **Humidity:**

Legend:							
*	Substitutions	1B	First base	2B	Second base	3B	Third base
A	Assists	AB	At bats	BB	Bases on balls	BF	Batters faced
BK/ILP	Balks/Illegal pitches	C	Catcher	CF	Center Fielder		
DP	Double plays/Designated Player			E	Errors	ER	Earned runs allowed
H	Hits	HR	Home runs	IP	Innings pitched	L	Loss
LF	Left Fielder	LOB	Left on base	NP	Number of pitches	P	Pitcher
PH	Pinch hitter	PO	Put outs	Pos.	Position	PR	Pinch Runner
R	Runs	RBI	Runs batted in	RF	Right Fielder	S	Save
SO	Strikeouts	SS	Shortstop	W	Win	WP	Wild pitches



Starting Line-Up

AUS - Australia

No. Player	Pos.	B/T	AVG	GP	GS	AB	R	H	2B	3B	HR	RBI	SLG%	BB	HBP	SO	OB%	SB	ATT.
12 BEASHEL Callum	CF	R/R	.400	3	4	10	2	4	-	-	-	1	.400	-	1	1	.455	1	1
7 O'BYRNE Brendon	2B	R/R	.125	3	4	8	1	1	-	-	-	1	.125	1	1	2	.300	1	1
14 MATHEWS Hayden	DP	R/R	.333	3	4	9	3	3	-	-	1	3	.667	1	-	4	.400	2	2
4 JAMES Riley	3B	L/R	.250	2	3	4	-	1	-	-	-	1	.250	-	-	2	.250	-	0
66 KING Ryan	LF	R/R	.143	3	4	7	1	1	1	-	-	2	.286	1	-	1	.250	-	0
55 WICKHAM Matt	1B	R/L	.500	3	4	6	1	3	-	-	-	1	.500	2	-	1	.625	-	0
16 SCARAMELLA Joseph	C	R/R	.667	3	3	3	-	2	-	-	-	-	.667	-	-	1	.667	-	0
87 LYNCH Nathan	RF	R/R	.000	2	2	3	1	-	-	-	-	-	.000	-	-	-	.000	-	0
5 HORT Lachlan	SS	R/R	.000	3	2	5	-	-	-	-	-	-	.000	-	-	3	.000	-	0

No. Starting Pitcher	ERA	W	L	GP	GS	CG	IP	H	R	ER	BB	SO	B/AVG	WP	BK/ILP	HBP
33 BECKETT Mathew	5.25	-	1	1	2	-	6.2	9	5	5	7	6	.333	2	-	-

ARG - Argentina

No. Player	Pos.	B/T	AVG	GP	GS	AB	R	H	2B	3B	HR	RBI	SLG%	BB	HBP	SO	OB%	SB	ATT.
24 MALARCZUK Ladislao	SS	L/R	.556	3	4	9	6	5	1	1	2	5	1.556	2	-	1	.636	1	2
9 MIGLIAVACCA Teo	LF	L/L	.375	3	4	8	3	3	-	-	1	5	.750	4	-	2	.583	-	1
59 PEKER Alan	CF	L/R	.333	3	4	9	1	3	1	-	-	-	.444	1	-	2	.400	-	0
6 ZARA Juan	C	R/R	.600	3	4	5	1	3	-	-	-	2	.600	3	2	-	.800	-	1
27 GODOY Manuel	1B	L/L	.000	3	3	6	-	-	-	-	-	1	.000	-	2	6	.250	-	0
11 EDER Federico	2B	L/R	.250	3	4	8	-	2	-	-	-	1	.250	1	-	1	.333	-	0
12 RETAMAR Lucio	RF	L/R	.167	3	3	6	1	1	-	-	-	-	.167	1	-	1	.286	-	0
19 OJEDA Gonzalo	3B	R/R	.250	2	3	4	2	1	-	-	-	-	.250	-	1	-	.400	-	0
34 BIONDI Luciano	DP	L/R	.200	2	3	5	-	1	-	-	-	-	.200	-	-	3	.200	-	0

No. Starting Pitcher	ERA	W	L	GP	GS	CG	IP	H	R	ER	BB	SO	B/AVG	WP	BK/ILP	HBP
77 MIGLIAVACCA Pablo	10.50	-	1	1	1	-	2.2	4	4	4	1	2	1.333	-	-	-



Starting Line-Up

AUS - Australia

Non-Starters

No.	Player	Pos.	B/T
6	DOBE Haydan	C	R/R
23	GOFFER Ashlee	P	L/R
24	BYRNE Joel	P	R/R
30	GARLAND Jeremy	U	R/R

ARG - Argentina

Non-Starters

No.	Player	Pos.	B/T
4	MATA Huemul	P	R/R
8	OLHEISER Federico	IF	R/R
42	SCIALACOMO Gian	U	L/R
70	GODOY Roman	P	R/R
95	LUNA Khalil	IF	R/R

Team Manager

MONTERO Mariano

Coach

GOOLAGONG Jeff
TITHERADGE Mike

Coach

BOLZAN Kevin
GUERRINIERI Alberto
GUERRINIERI Guatavo

Umpires:

YABE Miki
ZIDEK Michal
CHENG Tao

JPN PL
CZE 1B
CHN 3B

Technical Commissioners:

TSUKIOKA Shuro
ZHANG Xuan

JPN
CHN

Scorekeepers:

NAKAMURA Fuka
TOKUI Akane
XUE Min

JPN
JPN
CHN

Note:

Visitor team is shown on the left.

Legend:

1B First base	2B Doubles/Second base	3B Triples/Third base	AB At bats
AVG Batting average	ATT. Stolen base attempts	B Both	B/AVG Opponent batting average
BB Bases on balls	BK/ILP Balks/Illegal Pitches	B/T Bat/Throw Hand	C Catcher
CF Center Fielder	CG Completed Games	DP Designated Player	ER Earned runs allowed
ERA Earned run average	GP Games pitched/played	GS Games started	H Hits
HBP Hit by pitch	HR Home runs	IF Infielder	IP Innings pitched/played
L Loss/left hand	LF Left Fielder	No. Uniform number	OB% On base percentage
OF Outfielder	P Pitcher	Pos. Position	R Runs/right hand
RBI Runs batted in	RF Right Fielder	SB Stolen bases	SLG% Slugging percentage
SO Strikeouts	SS Shortstop	U Utility	W Win
WP Wild pitches			



Results

AUS 1 - 12 ARG

	1	2	3	4	5	6	7	R	H	E	LOB
AUS - Australia	0	0	1	0				1	1	1	4
ARG - Argentina	0	6	4	2				12	10	1	5

Australia (AUS)	Pos.	AB	R	H	RBI	BB	SO	PO	A	E
BEASHEL C	CF	2	1	1	1	-	-	-	-	-
O'BYRNE B	2B	1	-	-	-	1	1	2	3	-
MATHEWS H	DP	1	-	-	-	-	1	-	-	-
JAMES R	3B	1	-	-	-	1	1	-	2	-
KING R	LF	2	-	-	-	-	2	1	-	-
WICKHAM M	1B	2	-	-	-	-	-	3	1	-
SCARAMELLA J	C	2	-	-	-	-	1	3	-	-
LYNCH N	RF	2	-	-	-	-	1	-	-	1
HORT L	SS	1	-	-	-	-	1	1	-	-
BECKETT M	P	-	-	-	-	-	-	-	-	-
*BYRNE J	P	-	-	-	-	-	-	-	-	-
Totals:		14	1	1	1	2	8	10	6	1

Bottom 3rd BYRNE Joel to play pitcher for AUS substituting BECKETT Mathew

Argentina (ARG)	Pos.	AB	R	H	RBI	BB	SO	PO	A	E
MALARCZUK L	SS	1	2	-	-	2	-	-	-	1
MIGLIAVACCA T	LF	2	1	1	1	1	-	2	-	-
PEKER A	CF	3	1	2	4	-	1	-	-	-
ZARA J	C	2	-	1	-	1	-	8	-	-
GODOY M	1B	2	-	1	-	1	-	2	-	-
EDER F	2B	3	1	1	-	-	-	-	-	-
RETAMAR L	RF	2	2	2	-	1	-	-	-	-
OJEDA G	3B	3	3	1	2	-	-	-	-	-
BIONDI L	DP	2	2	1	3	1	1	-	-	-
MIGLIAVACCA P	P	-	-	-	-	-	-	-	1	-
*GODOY R	P	-	-	-	-	-	-	-	-	-
Totals:		20	12	10	10	7	2	12	1	1

Bottom 2nd Temporary runner GODOY Manuel(re-enter) running for ZARA Juan

Bottom 3rd Temporary runner PEKER Alan(re-enter) running for ZARA Juan

Top 4th GODOY Roman to play pitcher for ARG substituting MIGLIAVACCA Pablo

Doubles - AUS 0; ARG 1 - RETAMAR L

Home runs - AUS 1 - BEASHEL C in 3rd (1 RBI); ARG 3 - OJEDA G in 3rd (2 RBI), PEKER A in 3rd (2 RBI), BIONDI L in 4th (2 RBI)

Stolen bases - AUS 1 - BEASHEL C; ARG 1 - MIGLIAVACCA T

Passed balls - AUS 0; ARG 1 - ZARA J

Australia (AUS)	W/L/S	IP	H	R	ER	BB	SO	HR	WP	BK/ILP	AB	BF	NP
BECKETT M	L (0,2,0)	2.0	7	8	8	4	1	1	1	-	13	17	62
BYRNE J		1.1	3	4	4	3	1	2	-	-	7	10	35
Totals:		3.1	10	12	12	7	2	3	1	-	20	27	97

BECKETT Mathew faced 2 batters in the 3rd inning

Argentina (ARG)	W/L/S	IP	H	R	ER	BB	SO	HR	WP	BK/ILP	AB	BF	NP
MIGLIAVACCA P	W (1,1,0)	3.0	1	1	1	2	8	1	-	-	11	14	58
GODOY R		1.0	-	-	-	-	-	-	-	-	3	3	9
Totals:		4.0	1	1	1	2	8	1	-	-	14	17	67

Hit by pitch - AUS 0; ARG 1 - MATHEWS H by MIGLIAVACCA P



Results

Technical Commissioners:	TSUKIOKA Shuro (JPN)	ZHANG Xuan (CHN)	
Umpires:	(PL) YABE Miki (JPN)	(1B) ZIDEK Michal (CZE)	
	(3B) CHENG Tao (CHN)		
Scorekeepers:	NAKAMURA Fuka (JPN)	TOKUI Akane (JPN)	XUE Min (CHN)
Length of game:	1h 28min	Attendance:	
Conditions:	Few clouds	Temperature: 27°C/81°F	Humidity:

Legend:

1B	First base	2B	Second base	3B	Third base	A	Assists
AB	At bats	BB	Bases on balls	BF	Batters faced	BK/ILP	Balks/Illegal pitches
C	Catcher	CF	Center Fielder	DP	Double plays/Designated Player	HR	Home runs
E	Errors	ER	Earned runs allowed	H	Hits	LOB	Left on base
IP	Innings pitched	L	Loss	LF	Left Fielder	Pos.	Position
NP	Number of pitches	P	Pitcher	PO	Put outs	S	Save
R	Runs	RBI	Runs batted in	RF	Right Fielder	WP	Wild pitches
SO	Strikeouts	SS	Shortstop	W	Win		



Starting Line-Up

SGP - Singapore

No. Player	Pos.	B/T	AVG	GP	GS	AB	R	H	2B	3B	HR	RBI	SLG%	BB	HBP	SO	OB%	SB	ATT.
48 FOO Say Kian	RF	L/L																	
11 LOW Zu Ray	1B	L/L																	
10 BIN MOHAMMAD NOORHAM Huzaifie	3B	R/R																	
22 HAN Dominic	CF	R/R																	
1 SEAH Schuyler	LF	R/R																	
4 TAN Ivan	DP	R/R																	
16 CHEOH Shun Kai	C	R/R																	
88 BIN MOHAMMAD NOORHAM Huzaifah	SS	R/R																	
9 LIM Malcolm	2B	R/R																	

No. Starting Pitcher	ERA	W	L	GP	GS	CG	IP	H	R	ER	BB	SO	B/AVG	WP	BK/ILP	HBP
7 HENG Raynard																

AUS - Australia

No. Player	Pos.	B/T	AVG	GP	GS	AB	R	H	2B	3B	HR	RBI	SLG%	BB	HBP	SO	OB%	SB	ATT.
12 BEASHEL Callum	RF	R/R																	
22 MOLANDER Kynan	SS	R/R																	
14 MATHEWS Hayden	CF	R/R																	
7 O'BYRNE Brendon	2B	R/R																	
66 KING Ryan	LF	R/R																	
55 WICKHAM Matt	1B	R/L																	
23 GOFFER Ashlee	DP	L/R																	
16 SCARAMELLA Joseph	C	R/R																	
5 HORT Lachlan	3B	R/R																	

No. Starting Pitcher	ERA	W	L	GP	GS	CG	IP	H	R	ER	BB	SO	B/AVG	WP	BK/ILP	HBP
33 BECKETT Mathew																



Starting Line-Up

SGP - Singapore

Non-Starters

No.	Player	Pos.	B/T
13	TAN Joshua	C	R/R
17	TAN Jeron	P	R/R
21	CHEW Marcus	P	R/R
25	OH Zachar	C	R/R
99	CHOW Rui Yan	OF	L/R

Team Manager

BIN ABDUL RAHMAN Fazly

Coach

BIN AMIRUDIN Farhan
KOH Ruoh Jie

AUS - Australia

Non-Starters

No.	Player	Pos.	B/T
4	JAMES Riley	U	L/R
6	DOBE Haydan	C	R/R
24	BYRNE Joel	P	R/R
30	GARLAND Jeremy	U	R/R
87	LYNCH Nathan	OF	R/R

Coach

GOOLAGONG Jeff
TITHERADGE Mike

Umpires: CHENG Tao
HASHIMOTO Takashi
ZIDEK Michal
YABE Miki

CHN PL
JPN 1B
CZE 2B
JPN 3B

Technical Commissioners: SANNA Giovanni
TSUKIOKA Shuro
ITA
JPN

Scorekeepers: NAKAMURA Fuka
TOKUI Akane
YAGI Miyoko
JPN
JPN
JPN

Note:

Visitor team is shown on the left.

Legend:

1B First base	2B Doubles/Second base	3B Triples/Third base	AB At bats
AVG Batting average	ATT. Stolen base attempts	B Both	B/AVG Opponent batting average
BB Bases on balls	BK/ILP Balks/Illegal Pitches	B/T Bat/Throw Hand	C Catcher
CF Center Fielder	CG Completed Games	DP Designated Player	ER Earned runs allowed
ERA Earned run average	GP Games pitched/played	GS Games started	H Hits
HBP Hit by pitch	HR Home runs	IF Infielder	IP Innings pitched/played
L Loss/left hand	LF Left Fielder	No. Uniform number	OB% On base percentage
OF Outfielder	P Pitcher	Pos. Position	R Runs/right hand
RBI Runs batted in	RF Right Fielder	SB Stolen bases	SLG% Slugging percentage
SO Strikeouts	SS Shortstop	U Utility	W Win
WP Wild pitches			



Result

SGP 10 - 9 AUS

	1	2	3	4	5	6	7	R	H	E	LOB
SGP - Singapore	0	0	3	6	0	1	0	10	12	2	9
AUS - Australia	0	0	0	7	1	0	1	9	8	0	10

Singapore (SGP)	Pos.	AB	R	H	RBI	BB	SO	PO	A	E
FOO SK	RF	5	2	2	1	-	-	-	-	-
LOW ZR	1B	4	1	1	1	1	-	6	1	-
BIN MOHAMMAD NOORH	3B	4	3	3	2	1	1	1	1	-
HAN D	CF	4	1	2	1	1	2	-	-	-
SEAH S	LF	1	1	1	-	3	-	-	-	-
TAN I	DP	1	-	-	-	-	1	-	-	-
	2B	2	-	1	-	1	1	1	3	-
CHEOH SK	C	4	-	1	2	-	-	11	-	-
BIN MOHAMMAD NOORH	SS	1	-	-	-	-	-	-	-	-
	DP	-	-	-	-	-	-	-	-	-
*TAN J	PH	2	1	1	-	-	-	-	-	-
	DP	-	-	-	1	1	-	-	-	-
LIM M	2B	-	-	-	-	-	-	-	-	-
	SS	2	1	-	-	1	1	2	4	2
*OH Z	PH	1	-	-	-	-	-	-	-	-
HENG R	P	-	-	-	-	-	-	-	-	-
*CHEW M	P	-	-	-	-	-	-	-	-	-
*TAN J	P	-	-	-	-	-	-	-	-	-
Totals:		31	10	12	8	9	6	21	9	2

Bottom 2nd TAN Ivan moved to second baseman

Bottom 2nd LIM Malcolm moved to shortstop

Bottom 2nd BIN MOHAMMAD NOORHAM Huzaifah moved to designated player

Top 4th Pinch hitter TAN Joshua hitting for BIN MOHAMMAD NOORHAM Huzaifah

Bottom 4th TAN Joshua remained in the game as designated player

Bottom 4th CHEW Marcus to play pitcher for SGP substituting HENG Raynard

Bottom 4th TAN Jeron to play pitcher for SGP substituting CHEW Marcus

Top 6th Pinch hitter OH Zachar hitting for LIM Malcolm

Bottom 6th LIM Malcolm returned to shortstop

Bottom 6th OH Zachar came out of the field of play

Australia (AUS)	Pos.	AB	R	H	RBI	BB	SO	PO	A	E
BEASHEL C	RF	5	-	2	1	-	1	-	-	-
MOLANDER K	SS	1	-	-	-	2	1	-	-	-
*LYNCH N	PR	-	1	-	-	-	-	-	-	-
	LF	2	-	-	-	-	-	1	-	-
MATHEWS H	CF	4	1	-	-	1	2	1	-	-
O'BYRNE B	2B	3	1	1	1	1	-	1	4	-
KING R	LF	2	1	1	2	1	1	-	-	-
	SS	1	-	-	-	-	-	-	-	-
WICKHAM M	1B	3	1	1	1	1	1	10	1	-
GOFFER A	DP	4	1	-	-	-	2	-	-	-
SCARAMELLA J	C	1	-	1	-	-	-	4	-	-
*DOBE H	C	2	3	2	2	1	-	2	1	-
HORT L	3B	3	-	-	-	-	1	1	2	-
*GARLAND J	PH	1	-	-	-	-	1	-	-	-
BECKETT M	P	-	-	-	-	-	-	1	-	-
*BYRNE J	P	-	-	-	-	-	-	-	-	-
Totals:		32	9	8	7	7	10	21	8	-

Top 4th BYRNE Joel to play pitcher for AUS substituting BECKETT Mathew

Top 4th DOBE Haydan to play catcher for AUS substituting SCARAMELLA Joseph

Top 4th BECKETT Mathew returned to pitcher

Top 4th BYRNE Joel came out of the field of play

Bottom 4th Temporary runner BEASHEL Callum(re-enter) running for DOBE Haydan

Bottom 4th Pinch runner LYNCH Nathan running for MOLANDER Kynan

Top 5th MOLANDER Kynan returned to shortstop

Top 5th KING Ryan remained in the game as shortstop

Top 5th LYNCH Nathan remained in the game as left fielder

Bottom 7th Pinch hitter GARLAND Jeremy hitting for HORT Lachlan

Doubles - SGP 4 - BIN MOHAMMAD NOORH, FOO SK, HAN D, TAN J; AUS 2 - DOBE H, KING R

Stolen bases - SGP 1 - BIN MOHAMMAD NOORH; AUS 3 - BEASHEL C, MATHEWS H, O'BYRNE B

Grounded into double play - SGP 1 - TAN J; AUS 0

Double plays - SGP 0; AUS 1 - HORT L, WICKHAM M

Passed balls - SGP 1 - CHEOH SK; AUS 1 - DOBE H



Result

Singapore (SGP)	W/L/S	IP	H	R	ER	BB	SO	HR	WP	BK/ILP	AB	BF	NP
HENG R		3.1	5	5	2	2	5	-	1	-	16	18	74
CHEW M		0.1	-	2	1	3	-	-	-	-	1	5	21
TAN J	W (1,0,0)	3.1	3	2	1	2	5	-	1	-	15	17	73
Totals:		7.0	8	9	4	7	10	-	2	-	32	40	168

CHEW Marcus faced 5 batters in the 4th inning

Australia (AUS)	W/L/S	IP	H	R	ER	BB	SO	HR	WP	BK/ILP	AB	BF	NP
BECKETT M	L (0,1,0)	6.2	9	5	5	7	6	-	2	-	27	34	129
BYRNE J		0.1	3	5	5	2	-	-	1	-	4	6	22
Totals:		7.0	12	10	10	9	6	-	3	-	31	40	151

BYRNE Joel faced 2 batters in the 4th inning

Hit by pitch - SGP 1 - O'BYRNE B by CHEW M; AUS 0

Technical Commissioners:

Umpires:

(PL) CHENG Tao (CHN)
(2B) ZIDEK Michal (CZE)

(1B) HASHIMOTO Takashi (JPN)
(3B) YABE Miki (JPN)

Scorekeepers:

NAKAMURA Fuka (JPN)

TOKUI Akane (JPN)

YAGI Miyoko (JPN)

Length of game:

3h 8min

Conditions:

Attendance: 300

Temperature: 34°C/93°F

Humidity:

Legend:			
*	Substitutions	1B	First base
A	Assists	AB	At bats
BK/ILP	Balks/Illegal pitches	C	Catcher
DP	Double plays/Designated Player		
H	Hits	HR	Home runs
LF	Left Fielder	LOB	Left on base
PH	Pinch hitter	PO	Put outs
R	Runs	RBI	Runs batted in
SO	Strikeouts	SS	Shortstop
		2B	Second base
		BB	Bases on balls
		CF	Center Fielder
		E	Errors
		IP	Innings pitched
		NP	Number of pitches
		Pos.	Position
		RF	Right Fielder
		W	Win
		3B	Third base
		BF	Batters faced
		ER	Earned runs allowed
		L	Loss
		P	Pitcher
		PR	Pinch Runner
		S	Save
		WP	Wild pitches



Starting Line-Up

CAN - Canada

No. Player	Pos.	B/T	AVG	GP	GS	AB	R	H	2B	3B	HR	RBI	SLG%	BB	HBP	SO	OB%	SB	ATT.
4 WHITE Nick	RF	L/R																	
11 EZEKIEL Bradley	CF	R/R																	
8 SEBASTIAN Ty	DP	R/R																	
7 HUNTER Blake	3B	R/R																	
20 POMEROY Jordan	LF	L/R																	
97 LASKOWSKI Justin	2B	L/R																	
55 HYDE Derek	C	L/R																	
5 EZEKIEL Kyle	1B	R/R																	
1 MAJOR Max	SS	L/R																	

No. Starting Pitcher	ERA	W	L	GP	GS	CG	IP	H	R	ER	BB	SO	B/AVG	WP	BK/ILP	HBP
41 SCHOFIELD Justin																

AUS - Australia

No. Player	Pos.	B/T	AVG	GP	GS	AB	R	H	2B	3B	HR	RBI	SLG%	BB	HBP	SO	OB%	SB	ATT.
12 BEASHEL Callum	RF	R/R	.400	1	2	5	-	2	-	-	-	1	.400	-	-	1	.400	1	1
7 O'BYRNE Brendon	2B	R/R	.333	1	2	3	1	1	-	-	-	1	.333	1	1	-	.600	1	1
14 MATHEWS Hayden	CF	R/R	.000	1	2	4	1	-	-	-	-	-	.000	1	-	2	.200	1	1
4 JAMES Riley	3B	L/R																	
66 KING Ryan	SS	R/R	.333	1	2	3	1	1	1	-	-	2	.667	1	-	1	.500	-	0
55 WICKHAM Matt	1B	R/L	.333	1	2	3	1	1	-	-	-	1	.333	1	-	1	.500	-	0
16 SCARAMELLA Joseph	C	R/R	1.000	1	2	1	-	1	-	-	-	-	1.000	-	-	-	1.000	-	0
87 LYNCH Nathan	LF	R/R	.000	1	1	2	1	-	-	-	-	-	.000	-	-	-	.000	-	0

No. Starting Pitcher	ERA	W	L	GP	GS	CG	IP	H	R	ER	BB	SO	B/AVG	WP	BK/ILP	HBP
30 GARLAND Jeremy																



Starting Line-Up

CAN - Canada

Non-Starters

No.	Player	Pos.	B/T
17	HUDSON Jordan	U	R/R
24	MCKAY Mitch	IF	L/R
44	CLEARY Sean	P	R/R
57	RANDERSON Tyler	P	R/R

AUS - Australia

Non-Starters

No.	Player	Pos.	B/T
5	HORT Lachlan	U	R/R
6	DOBE Haydan	C	R/R
22	MOLANDER Kynan	U	R/R
23	GOFFER Ashlee	P	L/R
24	BYRNE Joel	P	R/R
33	BECKETT Mathew	P	R/R

Coach

ALLIN Douglas
STUART John
HOWEY Les

Coach

GOOLAGONG Jeff
TITHERADGE Mike

Umpires: LOPEZ William
HASHIMOTO Takashi
ZIDEK Michal
KAJARUNA Tony

PUR PL
JPN 1B
CZE 2B
NZL 3B

Technical Commissioners: TSUKIOKA Shuro JPN
XIE Xin CHN

Scorekeepers: NAKAMURA Fuka JPN
TOKUI Akane JPN
XUE Min CHN

Note:

Visitor team is shown on the left.

Legend:

1B First base	2B Doubles/Second base	3B Triples/Third base	AB At bats
AVG Batting average	ATT. Stolen base attempts	B Both	B/AVG Opponent batting average
BB Bases on balls	BK/ILP Balks/Illegal Pitches	B/T Bat/Throw Hand	C Catcher
CF Center Fielder	CG Completed Games	DP Designated Player	ER Earned runs allowed
ERA Earned run average	GP Games pitched/played	GS Games started	H Hits
HBP Hit by pitch	HR Home runs	IF Infielder	IP Innings pitched/played
L Loss/left hand	LF Left Fielder	No. Uniform number	OB% On base percentage
OF Outfielder	P Pitcher	Pos. Position	R Runs/right hand
RBI Runs batted in	RF Right Fielder	SB Stolen bases	SLG% Slugging percentage
SO Strikeouts	SS Shortstop	U Utility	W Win
WP Wild pitches			



Result

CAN 11 - 2 AUS

	1	2	3	4	5	6	7	R	H	E	LOB
CAN - Canada	0	6	0	1	4			11	10	1	6
AUS - Australia	1	0	0	0	1			2	5	2	4

Canada (CAN)	Pos.	AB	R	H	RBI	BB	SO	PO	A	E
WHITE N	RF	4	1	1	1	-	2	3	-	-
EZEKIEL B	CF	2	3	2	6	2	-	-	-	-
SEBASTIAN T	DP	-	-	-	-	-	-	-	-	-
	P	4	1	2	1	-	-	-	-	-
HUNTER B	3B	3	-	3	2	1	-	-	1	-
	1B	-	-	-	-	-	-	-	-	-
POMEROY J	LF	4	-	1	1	-	1	1	-	-
LASKOWSKI J	2B	3	1	-	-	-	-	1	-	-
HYDE D	C	1	2	1	-	1	-	7	-	1
EZEKIEL K	1B	2	-	-	-	-	-	3	-	-
*McKAY M	PH	-	1	-	-	-	-	-	-	-
	3B	-	-	-	-	-	-	-	-	-
MAJOR M	SS	1	2	-	-	1	1	-	1	-
*CLEARY S	PH	1	-	-	-	-	-	-	-	-
SCHOFIELD J	P	-	-	-	-	-	-	-	-	-
	DP	-	-	-	-	-	-	-	-	-
Totals:		25	11	10	11	5	4	15	2	1

Top 1st SEBASTIAN Ty moved to pitcher
Top 1st SCHOFIELD Justin came out of the field of play
Top 1st Temporary runner EZEKIEL Bradley(re-enter) running for SEBASTIAN Ty
Top 4th Temporary runner POMEROY Jordan(re-enter) running for SEBASTIAN Ty
Top 5th Pinch hitter MCKAY Mitch hitting for EZEKIEL Kyle
Top 5th Pinch hitter CLEARY Sean hitting for MAJOR Max
Top 5th Former player MAJOR Max re-entering for CLEARY Sean
Bottom 5th HUNTER Blake remained in the game as first baseman
Bottom 5th MCKAY Mitch moved to third baseman
Bottom 5th SCHOFIELD Justin returned to designated player
Bottom 5th SCHOFIELD Justin moved to pitcher
Bottom 5th SEBASTIAN Ty moved to designated player

Australia (AUS)	Pos.	AB	R	H	RBI	BB	SO	PO	A	E
BEASHEL C	RF	3	-	1	-	-	-	1	1	-
O'BYRNE B	2B	3	-	-	-	-	2	2	2	-
MATHEWS H	CF	3	1	1	-	-	2	-	-	-
JAMES R	3B	2	-	1	1	-	1	1	2	-
KING R	SS	2	-	-	-	-	-	1	1	-
WICKHAM M	1B	1	-	-	-	1	-	6	-	1
GARLAND J	P	-	-	-	-	-	-	-	-	-
*GOFFER A	P	2	1	1	-	-	-	-	-	1
SCARAMELLA J	C	1	-	-	-	-	1	3	-	-
*DOBE H	C	1	-	1	1	-	-	1	-	-
LYNCH N	LF	1	-	-	-	-	-	-	-	-
*HORT L	PH	1	-	-	-	-	1	-	-	-
Totals:		20	2	5	2	1	7	15	6	2

Top 2nd GOFFER Ashlee to play pitcher for AUS substituting GARLAND Jeremy
Top 5th DOBE Haydan to play catcher for AUS substituting SCARAMELLA Joseph
Bottom 5th Pinch hitter HORT Lachlan hitting for LYNCH Nathan
Bottom 5th Temporary runner O'BYRNE Brendon(re-enter) running for DOBE Haydan

Doubles - CAN 3 - HUNTER B, SEBASTIAN T (2); AUS 0
Home runs - CAN 1 - EZEKIEL B in 5th (4 RBI); AUS 0
Stolen bases - CAN 0; AUS 2 - GOFFER A, MATHEWS H
Sacrifice flies - CAN 1 - McKAY M; AUS 0
Double plays - CAN 0; AUS 2 - BEASHEL C, KING R, O'BYRNE B, WICKHAM M
Passed balls - CAN 0; AUS 1 - SCARAMELLA J



Result

Canada (CAN)	W/L/S	IP	H	R	ER	BB	SO	HR	WP	BK/ILP	AB	BF	NP
SCHOFIELD J		1.0	1	-	-	-	3	-	-	-	4	4	19
SEBASTIAN T	W (1,0,0)	4.0	4	2	1	1	4	-	-	-	16	17	70
Totals:		5.0	5	2	1	1	7	-	-	-	20	21	89

SEBASTIAN Ty faced 3 batters in the 5th inning

Australia (AUS)	W/L/S	IP	H	R	ER	BB	SO	HR	WP	BK/ILP	AB	BF	NP
GARLAND J	L (0,1,0)	1.1	3	6	5	3	-	-	-	-	8	12	53
GOFFER A		3.2	7	5	4	2	4	1	1	-	17	20	72
Totals:		5.0	10	11	9	5	4	1	1	-	25	32	125

GARLAND Jeremy faced 4 batters in the 2nd inning

Hit by pitch - CAN 0; AUS 1 - HYDE D by GARLAND J

Technical Commissioners:

Umpires:

(PL) LOPEZ William (PUR)
(2B) ZIDEK Michal (CZE)

(1B) HASHIMOTO Takashi (JPN)
(3B) KAIARUNA Tony (NZL)

Scorekeepers:

NAKAMURA Fuka (JPN)

TOKUI Akane (JPN)

XUE Min (CHN)

Length of game:

1h 57min

Conditions:

Sunny

Attendance:

Temperature: 27°C/81°F

Humidity:

Legend:

*	Substitutions	1B	First base	2B	Second base	3B	Third base
A	Assists	AB	At bats	BB	Bases on balls	BF	Batters faced
BK/ILP	Balks/Illegal pitches	C	Catcher	CF	Center Fielder		
DP	Double plays/Designated Player	E	Errors	IP	Innings pitched	ER	Earned runs allowed
H	Hits	HR	Home runs	NP	Number of pitches	L	Loss
LF	Left Fielder	LOB	Left on base	Pos.	Position	P	Pitcher
PH	Pinch hitter	PO	Put outs	S	Save	R	Runs
RBI	Runs batted in	RF	Right Fielder	SO	Strikeouts		
SS	Shortstop	W	Win	WP	Wild pitches		



Starting Line-Up

USA - United States of America

No. Player	Pos.	B/T	AVG	GP	GS	AB	R	H	2B	3B	HR	RBI	SLG%	BB	HBP	SO	OB%	SB	ATT.
4 LEWIS Jeffrey Michael	1B	R/R																	
1 MILHEIM Blaine Robert	RF	R/R																	
8 OCHOA Erick	DP	L/R																	
23 LYNCH Jonathan Michael	LF	L/L																	
12 DAMON Tyler James	3B	L/R																	
28 DAVIS JR Yusef Lateef	CF	R/R																	
7 MULLINS Nicholas Ryan	C	R/R																	
36 DUCHARME Braden John	2B	L/R																	
9 SHAW Zachary	SS	R/R																	

No. Starting Pitcher	ERA	W	L	GP	GS	CG	IP	H	R	ER	BB	SO	B/AVG	WP	BK/ILP	HBP
22 KILPATRICK Bradley																

SGP - Singapore

No. Player	Pos.	B/T	AVG	GP	GS	AB	R	H	2B	3B	HR	RBI	SLG%	BB	HBP	SO	OB%	SB	ATT.
48 FOO Say Kian	RF	L/L	.400	1	2	5	2	2	1	-	-	1	.600	-	-	-	.400	-	0
11 LOW Zu Ray	1B	L/L	.250	1	2	4	1	1	-	-	-	1	.250	1	-	-	.400	-	0
10 BIN MOHAMMAD NOORHAM Huzaifie	3B	R/R	.750	1	2	4	3	3	1	-	-	2	1.000	1	-	1	.800	1	1
22 HAN Dominic	CF	R/R	.500	1	2	4	1	2	1	-	-	1	.750	1	-	2	.600	-	0
1 SEAH Schuyler	LF	R/R	1.000	1	2	1	1	1	-	-	-	-	1.000	3	-	-	1.000	-	0
13 TAN Joshua	SS	R/R	.500	1	1	2	1	1	1	-	-	1	1.000	1	-	-	.667	-	0
4 TAN Ivan	2B	R/R	.333	1	2	3	-	1	-	-	-	-	.333	1	-	2	.500	-	0
16 CHEOH Shun Kai	C	R/R	.250	1	2	4	-	1	-	-	-	2	.250	-	-	-	.250	-	0
9 LIM Malcolm	DP	R/R	.000	1	2	2	1	-	-	-	-	-	.000	1	-	1	.333	-	0

No. Starting Pitcher	ERA	W	L	GP	GS	CG	IP	H	R	ER	BB	SO	B/AVG	WP	BK/ILP	HBP
21 CHEW Marcus	21.02	-	-	1	1	-	0.1	-	2	1	3	-	.000	-	-	1



Starting Line-Up

USA - United States of America

Non-Starters			
No.	Player	Pos.	B/T
2	JOHNSON Tyler James	OF	R/R
11	DIAZ Marco	P	R/R
13	KIMLINGER Frank Matthew	OF	R/R
16	DUCHARME Brennan	OF	L/R
76	GIBBONS Cody	P	R/R

Head Coach

HACKETT Ronald Lloyd

Coach

FOORE Roman William
HICKS Gregory Lee
MUIZELAAR Gerald Roland

SGP - Singapore

Non-Starters			
No.	Player	Pos.	B/T
7	HENG Raynard	P	R/R
17	TAN Jeron	P	R/R
25	OH Zachar	C	R/R
88	BIN MOHAMMAD NOORHAM Huzaifah	IF	R/R
99	CHOW Rui Yan	OF	L/R

Head Coach

BIN ABDUL RAHMAN Fazly

Coach

BIN AMIRUDIN Farhan
KOH Ruoh Jie

Umpires:	YABE Miki	JPN	PL	Technical Commissioners:	SANNA Giovanni	ITA
	LOPEZ William	PUR	1B		XIE Xin	CHN
	HASHIMOTO Takashi	JPN	2B			
	ZIDEK Michal	CZE	3B			
				Scorekeepers:	NAKAMURA Fuka	JPN
					TOKUI Akane	JPN
					XUE Min	CHN

Note:
Visitor team is shown on the left.

Legend:					
1B	First base	2B	Doubles/Second base	3B	Triples/Third base
AVG	Batting average	ATT.	Stolen base attempts	B	Both
BB	Bases on balls	BK/ILP	Balks/Illegal Pitches	B/T	Bat/Throw Hand
CF	Center Fielder	CG	Completed Games	DP	Designated Player
ERA	Earned run average	GP	Games pitched/played	GS	Games started
HBP	Hit by pitch	HR	Home runs	IF	Infielder
L	Loss/left hand	LF	Left Fielder	No.	Uniform number
OF	Outfielder	P	Pitcher	Pos.	Position
RBI	Runs batted in	RF	Right Fielder	SB	Stolen bases
SO	Strikeouts	SS	Shortstop	U	Utility
WP	Wild pitches			AB	At bats
				B/AVG	Opponent batting average
				C	Catcher
				ER	Earned runs allowed
				H	Hits
				IP	Innings pitched/played
				OB%	On base percentage
				R	Runs/right hand
				SLG%	Slugging percentage
				W	Win



REVISED
8 AUG 9:32

Results

USA 15 - 2 SGP

	1	2	3	4	5	6	7	R	H	E	LOB
USA - United States of America	4	3	2	0	6			15	13	0	9
SGP - Singapore	1	0	1	0	0			2	5	1	3

United States of America (USA)	Pos.	AB	R	H	RBI	BB	SO	PO	A	E
LEWIS JM	1B	4	1	1	1	1	2	3	-	-
MILHEIM BR	RF	3	2	2	2	-	-	-	-	-
	3B	2	1	1	-	-	1	-	1	-
OCHOA E	DP	3	2	3	1	-	-	-	-	-
*DUCHARME B	PR	-	1	-	-	-	-	-	-	-
	DP	-	-	-	-	-	-	-	-	-
*DUCHARME B	LF	1	1	-	-	1	-	-	-	-
LYNCH JM	LF	3	1	3	4	-	-	1	-	-
	DP	1	1	-	-	-	-	-	-	-
DAMON TJ	3B	2	1	1	-	1	-	1	-	-
	C	-	1	-	-	1	-	6	-	-
DAVIS JR YL	CF	2	-	1	2	-	-	-	-	-
*KIMLINGER FM	CF	-	1	-	1	2	-	-	-	-
MULLINS NR	C	2	-	-	-	-	-	2	-	-
*JOHNSON TJ	C	-	-	-	-	-	-	-	-	-
	RF	-	1	-	1	2	-	-	-	-
DUCHARME BJ	2B	4	-	-	-	-	3	-	2	-
SHAW Z	SS	3	1	1	1	1	1	2	1	-
KILPATRICK B	P	-	-	-	-	-	-	-	-	-
*GIBBONS C	P	-	-	-	-	-	-	-	1	-
Totals:		30	15	13	13	9	7	15	5	-

Top 3rd Pinch runner DUCCHARME Brennan running for OCHOA Erick
Bottom 3rd DUCCHARME Brennan remained in the game as designated player
Bottom 3rd KIMLINGER Frank Matthew to play center fielder for USA substituting DAVIS JR Yusef Lateef
Bottom 3rd JOHNSON Tyler James to play catcher for USA substituting MULLINS Nicholas Ryan
Bottom 3rd DAMON Tyler James moved to catcher
Bottom 3rd MILHEIM Blaine Robert moved to third baseman
Bottom 3rd DUCCHARME Brennan moved to left fielder
Bottom 3rd JOHNSON Tyler James moved to right fielder
Bottom 3rd LYNCH Jonathan Michael moved to designated player
Bottom 4th GIBBONS Cody to play pitcher for USA substituting KILPATRICK Bradley

Singapore (SGP)	Pos.	AB	R	H	RBI	BB	SO	PO	A	E
FOO SK	RF	3	-	1	-	-	1	1	-	-
LOW ZR	1B	3	2	1	-	-	1	3	-	-
BIN MOHAMMAD NOORH	3B	2	-	1	1	-	-	-	-	-
	DP	-	-	-	-	-	-	-	-	-
*BIN MOHAMMAD NOORH	P	-	-	-	-	-	-	-	-	-
HAN D	CF	2	-	1	1	-	-	1	-	-
SEAH S	LF	2	-	-	-	-	1	-	-	-
*CHOW RY	LF	-	-	-	-	-	-	-	-	-
TAN J	SS	-	-	-	-	-	-	-	-	-
	DP	2	-	-	-	-	2	-	-	-
*TAN J	3B	-	-	-	-	-	-	-	-	-
TAN I	2B	2	-	-	-	-	1	2	-	-
CHEOH SK	C	1	-	1	-	-	-	4	-	-
*OH Z	C	1	-	-	-	-	1	3	-	-
LIM M	DP	-	-	-	-	-	-	-	-	-
	SS	2	-	-	-	-	1	1	1	1
CHEW M	P	-	-	-	-	-	-	-	-	-
*HENG R	P	-	-	-	-	-	-	-	-	-
*TAN J	P	-	-	-	-	-	-	-	-	-
*CHEW M	DP	-	-	-	-	-	-	-	-	-
Totals:		20	2	5	2	-	8	15	1	1

Top 1st LIM Malcolm moved to shortstop
Top 1st TAN Joshua moved to designated player
Top 2nd HENG Raynard to play pitcher for SGP substituting CHEW Marcus
Bottom 2nd Temporary runner TAN Ivan(re-enter) running for CHEOH Shun Kai
Top 3rd OH Zachar to play catcher for SGP substituting CHEOH Shun Kai
Top 4th TAN Jeron to play pitcher for SGP substituting HENG Raynard
Top 4th CHOW Rui Yan to play left fielder for SGP substituting SEAH Schuyler
Top 5th CHEW Marcus to play pitcher for SGP substituting TAN Jeron
Top 5th TAN Joshua moved to third baseman
Top 5th BIN MOHAMMAD NOORHAM Huzaifie moved to designated player
Top 5th BIN MOHAMMAD NOORHAM Huzaifie moved to pitcher
Top 5th CHEW Marcus moved to designated player

Doubles - USA 2 - DAVIS JR YL, MILHEIM BR; SGP 3 - BIN MOHAMMAD NOORH, CHEOH SK, LOW ZR
Home runs - USA 2 - LYNCH JM in 1st (3 RBI), MILHEIM BR in 2nd (2 RBI); SGP 0
Stolen bases - USA 2 - LEWIS JM, SHAW Z; SGP 0
Passed balls - USA 0; SGP 1 - OH Z



Results

REVISED
8 AUG 9:32

United States of America (USA)	W/L/S	IP	H	R	ER	BB	SO	HR	WP	BK/ILP	AB	BF	NP
KILPATRICK B	W (1,0,0)	3.0	5	2	2	-	3	-	-	-	14	14	40
GIBBONS C	S (0,0,1)	2.0	-	-	-	-	5	-	-	-	6	6	26
Totals:		5.0	5	2	2	-	8	-	-	-	20	20	66

Singapore (SGP)	W/L/S	IP	H	R	ER	BB	SO	HR	WP	BK/ILP	AB	BF	NP
CHEW M	L (0,1,0)	1.2	10	8	8	3	4	2	1	-	15	18	83
HENG R		1.2	2	2	2	1	1	-	1	-	8	9	32
TAN J		1.0	1	4	3	5	1	-	2	-	5	10	47
BIN MOHAMMAD NOORH		0.2	-	-	-	-	1	-	1	-	2	2	8
Totals:		5.0	13	14	13	9	7	2	5	-	30	39	170

CHEW Marcus faced 2 batters in the 5th inning

TAN Jeron faced 5 batters in the 5th inning

Technical Commissioners:

Umpires:

(PL) YABE Miki (JPN)
(2B) HASHIMOTO Takashi (JPN)

(1B) LOPEZ William (PUR)
(3B) ZIDEK Michal (CZE)

Scorekeepers:

NAKAMURA Fuka (JPN) TOKUI Akane (JPN) XUE Min (CHN)

Length of game:

2h 14min

Conditions:

Sunny

Attendance:

Temperature: 30°C/86°F

Humidity:

Legend:							
*	Substitutions	1B	First base	2B	Second base	3B	Third base
A	Assists	AB	At bats	BB	Bases on balls	BF	Batters faced
BK/ILP	Balks/Illegal pitches	C	Catcher	CF	Center Fielder		
DP	Double plays/Designated Player			E	Errors	ER	Earned runs allowed
H	Hits	HR	Home runs	IP	Innings pitched	L	Loss
LF	Left Fielder	LOB	Left on base	NP	Number of pitches	P	Pitcher
PO	Put outs	Pos.	Position	PR	Pinch Runner	R	Runs
RBI	Runs batted in	RF	Right Fielder	S	Save	SO	Strikeouts
SS	Shortstop	W	Win	WP	Wild pitches		

REVISED

Statistics have been updated.

Timing and Results provided by Tissot

SBLMTEAM9-----GPB-000400--_73 v2.0

Report Created FRI 8 AUG 2025 9:32

Page 2/2



Starting Line-Up

USA - United States of America

No. Player	Pos.	B/T	AVG	GP	GS	AB	R	H	2B	3B	HR	RBI	SLG%	BB	HBP	SO	OB%	SB	ATT.
4 LEWIS Jeffrey Michael	DP	R/R	.250	1	2	4	1	1	-	-	-	1	.250	1	-	2	.400	1	1
1 MILHEIM Blaine Robert	3B	R/R	.600	1	2	5	3	3	1	-	1	2	1.400	-	-	1	.600	-	0
8 OCHOA Erick	1B	L/R	1.000	1	2	3	2	3	-	-	-	1	1.000	-	-	-	1.000	-	0
23 LYNCH Jonathan Michael	LF	L/L	.750	1	2	4	2	3	-	-	1	4	1.500	-	-	-	.750	-	0
2 JOHNSON Tyler James	RF	R/R		1	1	-	1	-	-	-	-	1		2	-	-	1.000	-	0
28 DAVIS JR Yusef Lateef	CF	R/R	.500	1	2	2	-	1	1	-	-	2	1.000	-	-	-	.500	-	0
7 MULLINS Nicholas Ryan	C	R/R	.000	1	2	2	-	-	-	-	-	-	.000	-	-	-	.000	-	0
36 DUCHARME Braden John	2B	L/R	.000	1	2	4	-	-	-	-	-	-	.000	-	-	3	.000	-	0
9 SHAW Zachary	SS	R/R	.333	1	2	3	1	1	-	-	-	1	.333	1	-	1	.500	1	1

No. Starting Pitcher	ERA	W	L	GP	GS	CG	IP	H	R	ER	BB	SO	B/AVG	WP	BK/ILP	HBP
11 DIAZ Marco																

CAN - Canada

No. Player	Pos.	B/T	AVG	GP	GS	AB	R	H	2B	3B	HR	RBI	SLG%	BB	HBP	SO	OB%	SB	ATT.
4 WHITE Nick	RF	L/R	.250	1	2	4	1	1	-	-	-	1	.250	-	-	2	.250	-	0
11 EZEKIEL Bradley	CF	R/R	1.000	1	2	2	3	2	-	-	1	6	2.500	2	-	-	1.000	-	0
8 SEBASTIAN Ty	DP	R/R	.500	1	2	4	1	2	2	-	-	1	1.000	-	-	-	.500	-	0
7 HUNTER Blake	1B	R/R	1.000	1	2	3	-	3	1	-	-	2	1.333	1	-	-	1.000	-	0
20 POMEROY Jordan	LF	L/R	.250	1	2	4	-	1	-	-	-	1	.250	-	-	1	.250	-	0
97 LASKOWSKI Justin	2B	L/R	.000	1	2	3	1	-	-	-	-	-	.000	-	-	-	.000	-	0
55 HYDE Derek	C	L/R	1.000	1	2	1	2	1	-	-	-	-	1.000	1	1	-	1.000	-	0
24 MCKAY Mitch	3B	L/R		1	1	-	1	-	-	-	-	-		-	-	-	.000	-	0
1 MAJOR Max	SS	L/R	.000	1	2	1	2	-	-	-	-	-	.000	1	-	1	.500	-	0

No. Starting Pitcher	ERA	W	L	GP	GS	CG	IP	H	R	ER	BB	SO	B/AVG	WP	BK/ILP	HBP
44 CLEARY Sean																



Starting Line-Up

USA - United States of America

Non-Starters			
No.	Player	Pos.	B/T
12	DAMON Tyler James	C	L/R
13	KIMLINGER Frank Matthew	OF	R/R
16	DUCHARME Brennan	OF	L/R
22	KILPATRICK Bradley	P	R/R
76	GIBBONS Cody	P	R/R

Head Coach

HACKETT Ronald Lloyd

Coach

FOORE Roman William
HICKS Gregory Lee
MUIZELAAR Gerald Roland

CAN - Canada

Non-Starters			
No.	Player	Pos.	B/T
5	EZEKIEL Kyle	U	R/R
17	HUDSON Jordan	U	R/R
41	SCHOFIELD Justin	P	R/R
57	RANDERSON Tyler	P	R/R

Coach

ALLIN Douglas
STUART John
HOWEY Les

Umpires: KAIARUNA Tony
ZIDEK Michal
YABE Miki
HASHIMOTO Takashi

NZL PL
CZE 1B
JPN 2B
JPN 3B

Technical Commissioners: PENFOLD Brooke AUS
SANNA Giovanni ITA

Scorekeepers: NAKAMURA Fuka JPN
TOKUI Akane JPN
XUE Min CHN

Note:
Visitor team is shown on the left.

Legend:					
1B	First base	2B	Doubles/Second base	3B	Triples/Third base
AVG	Batting average	ATT.	Stolen base attempts	B	Both
BB	Bases on balls	BK/ILP	Balks/Illegal Pitches	B/T	Bat/Throw Hand
CF	Center Fielder	CG	Completed Games	DP	Designated Player
ERA	Earned run average	GP	Games pitched/played	GS	Games started
HBP	Hit by pitch	HR	Home runs	IF	Infielder
L	Loss/left hand	LF	Left Fielder	No.	Uniform number
OF	Outfielder	P	Pitcher	Pos.	Position
RBI	Runs batted in	RF	Right Fielder	SB	Stolen bases
SO	Strikeouts	SS	Shortstop	U	Utility
WP	Wild pitches			AB	At bats
				B/AVG	Opponent batting average
				C	Catcher
				ER	Earned runs allowed
				H	Hits
				IP	Innings pitched/played
				OB%	On base percentage
				R	Runs/right hand
				SLG%	Slugging percentage
				W	Win



Results

USA 6 - 3 CAN

	1	2	3	4	5	6	7	R	H	E	LOB
USA - United States of America	2	1	1	0	2	0		6	6	1	4
CAN - Canada	0	3	0	0	0	x		3	6	0	5

United States of America (USA)	Pos.	AB	R	H	RBI	BB	SO	PO	A	E
LEWIS JM	DP	1	1	-	-	2	1	-	-	-
MILHEIM BR	3B	2	1	-	-	1	1	-	2	1
OCHOA E	1B	2	1	1	1	1	1	4	-	-
*KIMLINGER FM	PR	-	-	-	-	-	-	-	-	-
LYNCH JM	LF	3	1	1	1	-	-	2	-	-
JOHNSON TJ	RF	2	-	-	1	-	1	-	-	-
DAVIS JR YL	CF	3	1	1	2	-	1	2	-	-
MULLINS NR	C	3	-	1	-	-	1	5	-	-
DUCHARME BJ	2B	2	1	1	-	-	-	-	2	-
SHAW Z	SS	2	-	1	-	-	-	2	1	-
DIAZ M	P	-	-	-	-	-	-	-	1	-
Totals:		20	6	6	5	4	6	15	6	1

Top 5th Pinch runner KIMLINGER Frank Matthew running for OCHOA Erick

Bottom 5th OCHOA Erick returned to first baseman

Bottom 5th KIMLINGER Frank Matthew came out of the field of play

Canada (CAN)	Pos.	AB	R	H	RBI	BB	SO	PO	A	E
WHITE N	RF	3	-	-	-	-	1	3	-	-
EZEKIEL B	CF	3	-	1	-	-	-	-	-	-
SEBASTIAN T	DP	2	-	-	-	-	1	-	-	-
*HUDSON J	PH	1	-	-	-	-	1	-	-	-
	DP	-	-	-	-	-	-	-	-	-
HUNTER B	1B	3	-	1	-	-	1	2	-	-
POMEROY J	LF	2	1	-	-	1	-	1	-	-
LASKOWSKI J	2B	2	1	1	-	-	-	2	1	-
HYDE D	C	2	1	1	1	-	1	6	-	-
McKAY M	3B	2	-	2	2	-	-	-	1	-
MAJOR M	SS	2	-	-	-	-	-	1	-	-
CLEARY S	P	-	-	-	-	-	-	-	1	-
	DP	-	-	-	-	-	-	-	-	-
Totals:		22	3	6	3	1	5	15	3	-

Bottom 5th Pinch hitter HUDSON Jordan hitting for SEBASTIAN Ty

Home runs - USA 2 - OCHOA E in 3rd (1 RBI), DAVIS JR YL in 5th (2 RBI); CAN 0

Stolen bases - USA 1 - SHAW Z; CAN 1 - McKAY M

Sacrifice flies - USA 1 - JOHNSON TJ; CAN 0

United States of America (USA)	W/L/S	IP	H	R	ER	BB	SO	HR	WP	BK/ILP	AB	BF	NP
DIAZ M	W (1,0,0)	5.0	6	3	3	1	5	-	2	-	22	23	88
Totals:		5.0	6	3	3	1	5	-	2	-	22	23	88

Canada (CAN)	W/L/S	IP	H	R	ER	BB	SO	HR	WP	BK/ILP	AB	BF	NP
CLEARY S	L (0,1,0)	5.0	6	6	6	4	6	2	3	-	20	25	100
Totals:		5.0	6	6	6	4	6	2	3	-	20	25	100



Results

Technical Commissioners:

Umpires:

PENFOLD Brooke (AUS)
(PL) KAIARUNA Tony (NZL)
(2B) YABE Miki (JPN)

SANNA Giovanni (ITA)
(1B) ZIDEK Michal (CZE)
(3B) HASHIMOTO Takashi (JPN)

Scorekeepers:

NAKAMURA Fuka (JPN) TOKUI Akane (JPN) XUE Min (CHN)

Length of game:

Conditions:

Sunny

Attendance:

Temperature: 33°C/91°F

Humidity:

Legend:

*	Substitutions	1B	First base	2B	Second base	3B	Third base
A	Assists	AB	At bats	BB	Bases on balls	BF	Batters faced
BK/ILP	Balks/Illegal pitches	C	Catcher	CF	Center Fielder		
DP	Double plays/Designated Player	E	Errors	ER	Earned runs allowed		
H	Hits	IP	Innings pitched	L	Loss		
LF	Left Fielder	NP	Number of pitches	P	Pitcher		
PH	Pinch hitter	Pos.	Position	PR	Pinch Runner		
R	Runs	RF	Right Fielder	S	Save		
SO	Strikeouts	W	Win	WP	Wild pitches		
x	Did not bat						



Starting Line-Up

SGP - Singapore

No. Player	Pos.	B/T	AVG	GP	GS	AB	R	H	2B	3B	HR	RBI	SLG%	BB	HBP	SO	OB%	SB	ATT.
48 FOO Say Kian	RF	L/L	.375	2	3	8	2	3	1	-	-	1	.500	-	-	1	.375	-	0
11 LOW Zu Ray	1B	L/L	.286	2	3	7	3	2	1	-	-	1	.429	1	-	1	.375	-	0
10 BIN MOHAMMAD NOORHAM Huzaifie	3B	R/R	.667	2	3	6	3	4	2	-	-	3	1.000	1	-	1	.714	1	1
22 HAN Dominic	CF	R/R	.500	2	3	6	1	3	1	-	-	2	.667	1	-	2	.571	-	0
1 SEAH Schuyler	LF	R/R	.333	2	3	3	1	1	-	-	-	-	.333	3	-	1	.667	-	0
13 TAN Joshua	DP	R/R	.250	2	2	4	1	1	1	-	-	1	.500	1	-	2	.400	-	0
4 TAN Ivan	2B	R/R	.200	2	3	5	-	1	-	-	-	-	.200	1	-	3	.333	-	0
16 CHEOH Shun Kai	C	R/R	.400	2	3	5	-	2	1	-	-	2	.600	-	-	-	.400	-	0
9 LIM Malcolm	SS	R/R	.000	2	3	4	1	-	-	-	-	-	.000	1	-	2	.200	-	0

No. Starting Pitcher	ERA	W	L	GP	GS	CG	IP	H	R	ER	BB	SO	B/AVG	WP	BK/ILP	HBP
7 HENG Raynard	5.60	-	-	2	2	-	5.0	7	7	4	3	6	.292	2	-	-

CAN - Canada

No. Player	Pos.	B/T	AVG	GP	GS	AB	R	H	2B	3B	HR	RBI	SLG%	BB	HBP	SO	OB%	SB	ATT.
4 WHITE Nick	RF	L/R	.143	2	3	7	1	1	-	-	-	1	.143	-	-	3	.143	-	0
11 EZEKIEL Bradley	CF	R/R	.600	2	3	5	3	3	-	-	1	6	1.200	2	-	-	.714	-	0
8 SEBASTIAN Ty	DP	R/R	.333	2	3	6	1	2	2	-	-	1	.667	-	-	1	.333	-	0
7 HUNTER Blake	3B	R/R	.667	2	3	6	-	4	1	-	-	2	.833	1	-	1	.714	-	0
20 POMEROY Jordan	LF	L/R	.200	2	3	5	1	1	-	-	-	1	.200	1	-	1	.333	-	0
24 MCKAY Mitch	2B	L/R	1.000	2	2	2	1	2	-	-	-	2	1.000	-	-	-	.667	1	1
55 HYDE Derek	C	L/R	.667	2	3	3	3	2	-	-	-	1	.667	1	1	1	.800	-	0
5 EZEKIEL Kyle	1B	R/R	.000	1	2	2	-	-	-	-	-	-	.000	-	-	-	.000	-	0
1 MAJOR Max	SS	L/R	.000	2	3	3	2	-	-	-	-	-	.000	1	-	1	.250	-	0

No. Starting Pitcher	ERA	W	L	GP	GS	CG	IP	H	R	ER	BB	SO	B/AVG	WP	BK/ILP	HBP
57 RANDERSON Tyler																



Starting Line-Up

SGP - Singapore

Non-Starters

No.	Player	Pos.	B/T
17	TAN Jeron	P	R/R
21	CHEW Marcus	P	R/R
25	OH Zachar	C	R/R
88	BIN MOHAMMAD NOORHAM Huzaifah	IF	R/R
99	CHOW Rui Yan	OF	L/R

Team Manager

BIN ABDUL RAHMAN Fazly

Coach

BIN AMIRUDIN Farhan
KOH Ruoh Jie

CAN - Canada

Non-Starters

No.	Player	Pos.	B/T
17	HUDSON Jordan	U	R/R
41	SCHOFIELD Justin	P	R/R
44	CLEARY Sean	P	R/R
97	LASKOWSKI Justin	IF	L/R

Coach

ALLIN Douglas
STUART John
HOWEY Les

Umpires: HASHIMOTO Takashi
PORTEOUS Mark
LOPEZ William
SONMEZ Galip

JPN PL
NZL 1B
PUR 2B
GER 3B

Technical Commissioners: PENFOLD Brooke AUS
SANNA Giovanni ITA

Scorekeepers: HOGETOORN Linda NED
XUE Min CHN
YAGI Miyoko JPN

Note:

Visitor team is shown on the left.

Legend:

1B First base	2B Doubles/Second base	3B Triples/Third base	AB At bats
AVG Batting average	ATT. Stolen base attempts	B Both	B/AVG Opponent batting average
BB Bases on balls	BK/ILP Balks/Illegal Pitches	B/T Bat/Throw Hand	C Catcher
CF Center Fielder	CG Completed Games	DP Designated Player	ER Earned runs allowed
ERA Earned run average	GP Games pitched/played	GS Games started	H Hits
HBP Hit by pitch	HR Home runs	IF Infielder	IP Innings pitched/played
L Loss/left hand	LF Left Fielder	No. Uniform number	OB% On base percentage
OF Outfielder	P Pitcher	Pos. Position	R Runs/right hand
RBI Runs batted in	RF Right Fielder	SB Stolen bases	SLG% Slugging percentage
SO Strikeouts	SS Shortstop	U Utility	W Win
WP Wild pitches			



Results

SGP 8 - 9 CAN

	1	2	3	4	5	6	7	R	H	E	LOB
SGP - Singapore	4	2	1	1	0	0	0	8	6	1	5
CAN - Canada	1	0	2	3	3	0	x	9	9	2	6

Singapore (SGP)	Pos.	AB	R	H	RBI	BB	SO	PO	A	E
FOO SK	RF	1	1	-	-	1	-	1	-	-
LOW ZR	1B	3	2	1	-	1	2	3	-	-
BIN MOHAMMAD NOORH	3B	4	2	2	3	-	-	1	-	-
HAN D	CF	3	-	-	-	1	2	2	-	-
SEAH S	LF	4	-	1	-	-	1	2	-	-
TAN J	DP	4	2	2	2	-	2	-	-	-
TAN I	2B	3	-	-	-	1	2	2	1	-
CHEOH SK	C	3	-	-	-	-	3	6	1	-
LIM M	SS	2	1	-	-	1	2	1	1	1
HENG R	P	-	-	-	-	-	-	-	2	-
*TAN J	P	-	-	-	-	-	-	-	-	-
Totals:		27	8	6	5	5	14	18	5	1

Bottom 4th TAN Jeron to play pitcher for SGP substituting HENG Raynard

Canada (CAN)	Pos.	AB	R	H	RBI	BB	SO	PO	A	E
WHITE N	RF	2	2	1	-	2	1	-	1	-
EZEKIEL B	CF	4	-	1	-	-	-	-	-	-
SEBASTIAN T	DP	1	-	1	-	-	-	-	-	-
	P	2	1	1	2	1	-	-	1	-
*CLEARY S	P	-	-	-	-	-	-	-	-	-
HUNTER B	3B	4	-	-	-	-	-	-	-	-
POMEROY J	LF	3	2	2	-	1	-	-	-	-
McKAY M	2B	4	2	2	1	-	1	2	1	1
HYDE D	C	2	1	-	-	1	2	14	1	-
EZEKIEL K	1B	2	-	-	-	1	1	5	1	-
MAJOR M	SS	2	1	1	3	-	1	-	1	1
RANDERSON T	P	-	-	-	-	-	-	-	-	-
Totals:		26	9	9	6	6	6	21	6	2

Top 1st SEBASTIAN Ty moved to pitcher

Bottom 4th Temporary runner WHITE Nick(re-enter) running for HYDE Derek

Bottom 4th Temporary runner WHITE Nick(re-enter) running for SEBASTIAN Ty

Top 5th CLEARY Sean to play pitcher for CAN substituting SEBASTIAN Ty

Bottom 6th SEBASTIAN Ty(re-enter) hitting for CLEARY Sean

Doubles - SGP 1 - LOW ZR; CAN 1 - McKAY M**Home runs** - SGP 3 - TAN J in 1st (1 RBI), BIN MOHAMMAD NOORH in 2nd (2 RBI), TAN J in 3rd (1 RBI); CAN 2 - SEBASTIAN T in 3rd (2 RBI), MAJOR M in 5th (3 RBI)**Stolen bases** - SGP 0; CAN 1 - WHITE N**Sacrifice hits** - SGP 1 - FOO SK; CAN 1 - MAJOR M**Grounded into double play** - SGP 0; CAN 1 - SEBASTIAN T**Double plays** - SGP 1 - LIM M, LOW ZR, TAN I; CAN 0**Passed balls** - SGP 0; CAN 2 - HYDE D (2)

Singapore (SGP)	W/L/S	IP	H	R	ER	BB	SO	HR	WP	BK/ILP	AB	BF	NP
HENG R		3.0	5	6	5	4	2	1	2	-	13	17	67
TAN J	L (1,1,0)	3.0	4	3	3	2	4	1	-	-	13	16	55
Totals:		6.0	9	9	8	6	6	2	2	-	26	33	122

HENG Raynard faced 5 batters in the 4th inning

Canada (CAN)	W/L/S	IP	H	R	ER	BB	SO	HR	WP	BK/ILP	AB	BF	NP
RANDERSON T		0.2	2	4	1	1	1	1	1	-	5	7	28
SEBASTIAN T		3.1	3	4	3	3	5	2	-	-	12	16	63
CLEARY S	W (1,1,0)	3.0	1	-	-	1	8	-	-	-	10	11	45
Totals:		7.0	6	8	4	5	14	3	1	-	27	34	136

RANDERSON Tyler faced 2 batters in the 1st inning

Hit by pitch - SGP 0; CAN 1 - FOO SK by RANDERSON T



Results

Technical Commissioners:	PENFOLD Brooke (AUS)	SANNA Giovanni (ITA)	
Umpires:	(PL) HASHIMOTO Takashi (JPN)	(1B) PORTEOUS Mark (NZL)	
	(2B) LOPEZ William (PUR)	(3B) SONMEZ Galip (GER)	
Scorekeepers:	HOGETOORN Linda (NED)	XUE Min (CHN)	YAGI Miyoko (JPN)
Length of game:	2h	Attendance:	
Conditions:		Temperature: 32°C/90°F	Humidity:

Legend:							
*	Substitutions	1B	First base	2B	Second base	3B	Third base
A	Assists	AB	At bats	BB	Bases on balls	BF	Batters faced
BK/ILP	Balks/Illegal pitches	C	Catcher	CF	Center Fielder		
DP	Double plays/Designated Player			E	Errors	ER	Earned runs allowed
H	Hits	HR	Home runs	IP	Innings pitched	L	Loss
LF	Left Fielder	LOB	Left on base	NP	Number of pitches	P	Pitcher
PO	Put outs	Pos.	Position	R	Runs	RBI	Runs batted in
RF	Right Fielder	S	Save	SO	Strikeouts	SS	Shortstop
W	Win	WP	Wild pitches	x	Did not bat		



Starting Line-Up

AUS - Australia

No. Player	Pos.	B/T	AVG	GP	GS	AB	R	H	2B	3B	HR	RBI	SLG%	BB	HBP	SO	OB%	SB	ATT.
12 BEASHEL Callum	RF	R/R	.375	2	3	8	-	3	-	-	-	1	.375	-	-	1	.375	1	1
7 O'BYRNE Brendon	2B	R/R	.167	2	3	6	1	1	-	-	-	1	.167	1	1	2	.375	1	1
14 MATHEWS Hayden	CF	R/R	.143	2	3	7	2	1	-	-	-	-	.143	1	-	4	.250	2	2
4 JAMES Riley	3B	L/R	.500	1	2	2	-	1	-	-	-	1	.500	-	-	1	.500	-	0
66 KING Ryan	LF	R/R	.200	2	3	5	1	1	1	-	-	2	.400	1	-	1	.333	-	0
30 GARLAND Jeremy	DP	R/R	.000	2	2	1	-	-	-	-	-	-	.000	-	-	1	.000	-	0
6 DOBE Haydan	C	R/R	1.000	2	1	3	3	3	1	-	-	3	1.333	1	-	-	1.000	-	0
55 WICKHAM Matt	1B	R/L	.250	2	3	4	1	1	-	-	-	1	.250	2	-	1	.500	-	0
22 MOLANDER Kynan	SS	R/R	.000	1	2	1	-	-	-	-	-	-	.000	2	-	1	.667	-	0

No. Starting Pitcher	ERA	W	L	GP	GS	CG	IP	H	R	ER	BB	SO	B/AVG	WP	BK/ILP	HBP
23 GOFFER Ashlee	7.64	-	-	1	2	-	3.2	7	5	4	2	4	.412	1	-	-

USA - United States of America

No. Player	Pos.	B/T	AVG	GP	GS	AB	R	H	2B	3B	HR	RBI	SLG%	BB	HBP	SO	OB%	SB	ATT.
4 LEWIS Jeffrey Michael	1B	R/R	.200	2	3	5	2	1	-	-	-	1	.200	3	-	3	.500	1	1
1 MILHEIM Blaine Robert	3B	R/R	.429	2	3	7	4	3	1	-	1	2	1.000	1	-	2	.500	-	0
8 OCHOA Erick	DP	L/R	.800	2	3	5	3	4	-	-	1	2	1.400	1	-	1	.833	-	0
12 DAMON Tyler James	C	L/R	.500	1	2	2	2	1	-	-	-	-	.500	2	-	-	.750	-	0
2 JOHNSON Tyler James	RF	R/R	.000	2	2	2	1	-	-	-	-	2	.000	2	-	1	.400	-	0
28 DAVIS JR Yusef Lateef	CF	R/R	.400	2	3	5	1	2	1	-	1	4	1.200	-	-	1	.400	-	0
13 KIMLINGER Frank Matthew	LF	R/R		2	1	-	1	-	-	-	-	1		2	-	-	1.000	-	0
36 DUCHARME Braden John	2B	L/R	.167	2	3	6	1	1	-	-	-	-	.167	-	-	3	.167	-	0
9 SHAW Zachary	SS	R/R	.400	2	3	5	1	2	-	-	-	1	.400	1	-	1	.500	2	2

No. Starting Pitcher	ERA	W	L	GP	GS	CG	IP	H	R	ER	BB	SO	B/AVG	WP	BK/ILP	HBP
76 GIBBONS Cody	0.00	-	-	1	1	-	2.0	-	-	-	-	5	.000	-	-	-



Starting Line-Up

AUS - Australia

Non-Starters

No.	Player	Pos.	B/T
5	HORT Lachlan	U	R/R
16	SCARAMELLA Joseph	C	R/R
24	BYRNE Joel	P	R/R
33	BECKETT Mathew	P	R/R
87	LYNCH Nathan	OF	R/R

USA - United States of America

Non-Starters

No.	Player	Pos.	B/T
7	MULLINS Nicholas Ryan	C	R/R
11	DIAZ Marco	P	R/R
16	DUCHARME Brennan	OF	L/R
22	KILPATRICK Bradley	P	R/R
23	LYNCH Jonathan Michael	OF	L/L

Head Coach

HACKETT Ronald Lloyd

Coach

GOOLAGONG Jeff
TITHERADGE Mike

Coach

FOORE Roman William
HICKS Gregory Lee
MUIZELAAR Gerald Roland

Umpires: SONMEZ Galip
ZIDEK Michal
YABE Miki
GAUDREAU Genevieve

GER PL
CZE 1B
JPN 2B
CAN 3B

Technical Commissioners: TSUKIOKA Shuro JPN
XIE Xin CHN

Scorekeepers: CAI Yi Jhen TPE
NAKAMURA Fuka JPN
TOKUI Akane JPN

Note:

Visitor team is shown on the left.

Legend:

1B First base	2B Doubles/Second base	3B Triples/Third base	AB At bats
AVG Batting average	ATT. Stolen base attempts	B Both	B/AVG Opponent batting average
BB Bases on balls	BK/ILP Balks/Illegal Pitches	B/T Bat/Throw Hand	C Catcher
CF Center Fielder	CG Completed Games	DP Designated Player	ER Earned runs allowed
ERA Earned run average	GP Games pitched/played	GS Games started	H Hits
HBP Hit by pitch	HR Home runs	IF Infielder	IP Innings pitched/played
L Loss/left hand	LF Left Fielder	No. Uniform number	OB% On base percentage
OF Outfielder	P Pitcher	Pos. Position	R Runs/right hand
RBI Runs batted in	RF Right Fielder	SB Stolen bases	SLG% Slugging percentage
SO Strikeouts	SS Shortstop	U Utility	W Win
WP Wild pitches			



Results

AUS 3 - 14 USA

	1	2	3	4	5	6	7	R	H	E	LOB
AUS - Australia	1	0	2	0				3	7	2	4
USA - United States of America	0	4	10	x				14	10	0	3

Australia (AUS)	Pos.	AB	R	H	RBI	BB	SO	PO	A	E
BEASHEL C	RF	2	2	1	-	-	-	-	-	-
O'BYRNE B	2B	2	-	-	-	-	-	1	1	-
MATHEWS H	CF	2	1	2	3	-	-	1	-	-
JAMES R	3B	2	-	-	-	-	1	-	1	1
KING R	LF	2	-	-	-	-	-	1	-	-
GARLAND J	DP	-	-	-	-	-	-	-	-	-
	P	-	-	-	-	-	-	-	-	1
*BYRNE J	P	1	-	1	-	-	-	-	-	-
DOBE H	C	1	-	-	-	-	-	-	-	-
*SCARAMELLA J	PH	1	-	1	-	-	-	-	-	-
WICKHAM M	1B	2	-	2	-	-	-	4	-	-
MOLANDER K	SS	1	-	-	-	-	-	2	-	-
*HORT L	PH	1	-	-	-	-	1	-	-	-
GOFFER A	P	-	-	-	-	-	-	-	1	-
	DP	-	-	-	-	-	-	-	-	-
Totals:		17	3	7	3	-	2	9	3	2

Bottom 3rd GARLAND Jeremy moved to pitcher

Bottom 3rd GOFFER Ashlee came out of the field of play

Bottom 3rd BYRNE Joel to play pitcher for AUS substituting GARLAND Jeremy

Top 4th Pinch hitter SCARAMELLA Joseph hitting for DOBE Haydan

Top 4th Pinch hitter HORT Lachlan hitting for MOLANDER Kynan

United States of America (USA)	Pos.	AB	R	H	RBI	BB	SO	PO	A	E
LEWIS JM	1B	1	1	1	1	2	-	5	-	-
MILHEIM BR	3B	3	1	2	1	-	-	-	2	-
OCHOA E	DP	3	-	1	2	-	-	-	-	-
*LYNCH JM	PR	-	1	-	-	-	-	-	-	-
	DP	-	-	-	-	-	-	-	-	-
DAMON TJ	C	1	3	1	-	2	-	2	-	-
JOHNSON TJ	RF	3	3	3	3	-	-	1	-	-
DAVIS JR YL	CF	1	1	-	-	-	-	-	-	-
*DUCCHARME B	PH	-	2	-	-	2	-	-	-	-
	LF	-	-	-	-	-	-	-	-	-
KIMLINGER FM	LF	3	-	1	3	-	-	-	-	-
	CF	-	-	-	-	-	-	-	-	-
DUCCHARME BJ	2B	3	1	-	-	-	-	3	3	-
SHAW Z	SS	2	1	1	1	-	-	-	2	-
GIBBONS C	P	-	-	-	-	-	-	-	1	-
Totals:		20	14	10	11	6	-	12	7	-

Bottom 3rd Pinch hitter DUCCHARME Brennan hitting for DAVIS JR Yusef Lateef

Bottom 3rd Pinch runner LYNCH Jonathan Michael running for OCHOA Erick

Bottom 3rd Temporary runner MILHEIM Blaine Robert(re-enter) running for DAMON Tyler James

Top 4th DUCCHARME Brennan moved to left fielder

Top 4th KIMLINGER Frank Matthew remained in the game as center fielder

Top 4th LYNCH Jonathan Michael remained in the game as designated player

Triples - AUS 0; USA 2 - KIMLINGER FM, SHAW Z

Home runs - AUS 1 - MATHEWS H in 3rd (2 RBI); USA 1 - JOHNSON TJ in 3rd (2 RBI)

Stolen bases - AUS 0; USA 1 - DUCCHARME B

Grounded into double play - AUS 2 - BEASHEL C, DOBE H; USA 1 - MILHEIM BR

Double plays - AUS 1 - O'BYRNE B, WICKHAM M; USA 2 - MILHEIM BR, SHAW Z, DUCCHARME BJ (2), LEWIS JM (2)

Australia (AUS)	W/L/S	IP	H	R	ER	BB	SO	HR	WP	BK/ILP	AB	BF	NP
GOFFER A	L (0,1,0)	2.0	4	6	2	4	-	1	1	-	10	14	51
GARLAND J		0.2	3	5	1	1	-	-	1	-	6	7	28
BYRNE J		0.1	3	3	3	1	-	-	-	-	4	5	13
Totals:		3.0	10	14	6	6	-	1	2	-	20	26	92

GARLAND Jeremy faced 4 batters in the 3rd inning

GOFFER Ashlee faced 3 batters in the 3rd inning

United States of America (USA)	W/L/S	IP	H	R	ER	BB	SO	HR	WP	BK/ILP	AB	BF	NP
GIBBONS C	W (1,0,1)	4.0	7	3	3	-	2	1	-	-	17	19	70
Totals:		4.0	7	3	3	-	2	1	-	-	17	19	70

Hit by pitch - AUS 0; USA 2 - BEASHEL C by GIBBONS C, GARLAND J by GIBBONS C



Results

Technical Commissioners:	TSUKIOKA Shuro (JPN)	XIE Xin (CHN)	
Umpires:	(PL) SONMEZ Galip (GER)	(1B) ZIDEK Michal (CZE)	
	(2B) YABE Miki (JPN)	(3B) GAUDREAU Genevieve (CAN)	
Scorekeepers:	CAI Yi Jhen (TPE)	NAKAMURA Fuka (JPN)	TOKUI Akane (JPN)
Length of game:		Attendance:	
Conditions:		Temperature: 34°C/93°F	Humidity:

Legend:							
*	Substitutions	1B	First base	2B	Second base	3B	Third base
A	Assists	AB	At bats	BB	Bases on balls	BF	Batters faced
BK/ILP	Balks/Illegal pitches	C	Catcher	CF	Center Fielder		
DP	Double plays/Designated Player	E	Errors	ER	Earned runs allowed		
H	Hits	HR	Home runs	IP	Innings pitched	L	Loss
LF	Left Fielder	LOB	Left on base	NP	Number of pitches	P	Pitcher
PH	Pinch hitter	PO	Put outs	Pos.	Position	PR	Pinch Runner
R	Runs	RBI	Runs batted in	RF	Right Fielder	S	Save
SO	Strikeouts	SS	Shortstop	W	Win	WP	Wild pitches
x	Did not bat						



Starting Line-Up

ARG - Argentina

No. Player	Pos.	B/T	AVG	GP	GS	AB	R	H	2B	3B	HR	RBI	SLG%	BB	HBP	SO	OB%	SB	ATT.
9 MIGLIAVACCA Teo	LF	L/L																	
24 MALARCZUK Ladislao	SS	L/R																	
59 PEKER Alan	CF	L/R																	
27 GODOY Manuel	1B	L/L																	
6 ZARA Juan	C	R/R																	
95 LUNA Khalil	3B	R/R																	
11 EDER Federico	2B	L/R																	
12 RETAMAR Lucio	RF	L/R																	
34 BIONDI Luciano	DP	L/R																	

No. Starting Pitcher	ERA	W	L	GP	GS	CG	IP	H	R	ER	BB	SO	B/AVG	WP	BK/ILP	HBP
4 MATA Huemul																

VEN - Venezuela

No. Player	Pos.	B/T	AVG	GP	GS	AB	R	H	2B	3B	HR	RBI	SLG%	BB	HBP	SO	OB%	SB	ATT.
6 ADAMES Angel	2B	L/R																	
12 DORANTES Jose	RF	L/R																	
14 SEQUERA Rogelio	3B	R/R																	
23 RODRIGUEZ Kleiver	DP	L/R																	
24 DIAZ Erwin	1B	L/L																	
11 HERRERA Engelbert	CF	R/R																	
22 FLORES Rafael	C	R/R																	
21 BENITEZ Franklin	LF	L/R																	
2 FLORES Pedro	SS	L/R																	

No. Starting Pitcher	ERA	W	L	GP	GS	CG	IP	H	R	ER	BB	SO	B/AVG	WP	BK/ILP	HBP
34 PIMENTEL Maiker																



Starting Line-Up

ARG - Argentina

Non-Starters			
No.	Player	Pos.	B/T
8	OLHEISER Federico	IF	R/R
19	OJEDA Gonzalo	IF	R/R
42	SCIALACOMO Gian	U	L/R
70	GODOY Roman	P	R/R
77	MIGLIAVACCA Pablo	P	R/R

Team Manager

MONTERO Mariano

Coach

BOLZAN Kevin
GUERRINIERI Alberto
GUERRINIERI Guatavo

VEN - Venezuela

Non-Starters			
No.	Player	Pos.	B/T
5	COLOMBO Luis	P	R/R
10	FLORES Jean	OF	R/R
19	RAMIREZ Edruin	P	R/R
30	TOYO Eudomar	P	R/R
33	AGUILAR Alfredo	IF	R/R

Coach

LOPEZ Delio
LOPEZ German
RUSSO Luis
TORRES Omar

Umpires:	LOPEZ William	PUR	PL	Technical Commissioner:	ZHANG Xuan	CHN
	SONMEZ Galip	GER	1B			
	GAUDREAU Genevieve	CAN	2B		CAI Yi Jhen	TPE
	CARTER Jason	AUS	3B		HOGETOORN Linda	NED
				Scorekeepers:	XUE Min	CHN

Note:

Visitor team is shown on the left.

Legend:

1B First base	2B Doubles/Second base	3B Triples/Third base	AB At bats
AVG Batting average	ATT. Stolen base attempts	B Both	B/AVG Opponent batting average
BB Bases on balls	BK/ILP Balks/Illegal Pitches	B/T Bat/Throw Hand	C Catcher
CF Center Fielder	CG Completed Games	DP Designated Player	ER Earned runs allowed
ERA Earned run average	GP Games pitched/played	GS Games started	H Hits
HBP Hit by pitch	HR Home runs	IF Infielder	IP Innings pitched/played
L Loss/left hand	LF Left Fielder	No. Uniform number	OB% On base percentage
OF Outfielder	P Pitcher	Pos. Position	R Runs/right hand
RBI Runs batted in	RF Right Fielder	SB Stolen bases	SLG% Slugging percentage
SO Strikeouts	SS Shortstop	U Utility	W Win
WP Wild pitches			



Result

ARG 2 - 3 VEN

	1	2	3	4	5	6	7	R	H	E	LOB
ARG - Argentina	2	0	0	0	0	0	0	2	5	1	5
VEN - Venezuela	0	0	0	1	0	0	2	3	4	0	4

Argentina (ARG)	Pos.	AB	R	H	RBI	BB	SO	PO	A	E
MIGLIAVACCA T	LF	3	1	-	-	1	1	4	-	-
MALARCZUK L	SS	3	1	2	1	-	1	-	4	-
PEKER A	CF	3	-	-	-	-	-	-	-	-
GODOY M	1B	3	-	-	-	-	3	7	-	-
ZARA J	C	1	-	1	1	1	-	8	-	-
LUNA K	3B	2	-	-	-	-	2	-	-	-
	2B	-	-	-	-	-	-	-	1	-
*OLHEISER F	PH	1	-	-	-	-	1	-	-	-
EDER F	2B	1	-	1	-	1	-	-	-	1
*SCIALACOMO G	PR	-	-	-	-	-	-	-	-	-
	2B	-	-	-	-	-	-	-	-	-
*SCIALACOMO G	3B	-	-	-	-	-	-	1	-	-
*EDER F	PH	1	-	-	-	-	-	-	-	-
RETAMAR L	RF	3	-	-	-	-	1	-	-	-
BIONDI L	DP	3	-	1	-	-	1	-	-	-
MATA H	P	-	-	-	-	-	-	-	1	-
Totals:		24	2	5	2	3	10	20	6	1

Top 1st Temporary runner GODOY Manuel(re-enter) running for ZARA Juan

Top 3rd Temporary runner GODOY Manuel(re-enter) running for ZARA Juan

Top 4th Pinch runner SCIALACOMO Gian running for EDER Federico

Bottom 4th SCIALACOMO Gian remained in the game as second baseman

Bottom 4th LUNA Khalil moved to second baseman

Bottom 4th SCIALACOMO Gian moved to third baseman

Top 6th Pinch hitter OLHEISER Federico hitting for LUNA Khalil

Bottom 6th LUNA Khalil returned to second baseman

Bottom 6th OLHEISER Federico came out of the field of play

Top 7th Pinch hitter EDER Federico(re-enter) hitting for SCIALACOMO Gian

Bottom 7th EDER Federico moved to second baseman

Bottom 7th LUNA Khalil remained in the game as third baseman

Venezuela (VEN)	Pos.	AB	R	H	RBI	BB	SO	PO	A	E
ADAMES A	2B	3	-	-	-	-	-	1	1	-
DORANTES J	RF	2	-	-	-	-	-	-	-	-
SEQUERA R	3B	3	-	1	-	-	1	-	1	-
RODRIGUEZ K	DP	3	-	-	-	-	3	-	-	-
DIAZ E	1B	3	-	-	-	-	1	8	-	-
HERRERA E	CF	3	1	1	1	-	-	-	-	-
FLORES R	C	2	-	-	-	1	1	11	2	-
BENITEZ F	LF	2	1	1	-	1	1	1	-	-
FLORES P	SS	3	1	1	2	-	-	-	2	-
PIMENTEL M	P	-	-	-	-	-	-	-	4	-
Totals:		24	3	4	3	2	7	21	10	-

Bottom 2nd Temporary runner BENITEZ Franklin(re-enter) running for FLORES Rafael

Triples - ARG 1 - MALARCZUK L; VEN 0

Home runs - ARG 0; VEN 2 - HERRERA E in 4th (1 RBI), FLORES P in 7th (2 RBI)

Caught stealing - ARG 2 - MALARCZUK L, ZARA J; VEN 0

Argentina (ARG)	W/L/S	IP	H	R	ER	BB	SO	HR	WP	BK/ILP	AB	BF	NP
MATA H	L (0,1,0)	6.2	4	3	3	2	7	2	-	-	24	26	101
Totals:		6.2	4	3	3	2	7	2	-	-	24	26	101

Venezuela (VEN)	W/L/S	IP	H	R	ER	BB	SO	HR	WP	BK/ILP	AB	BF	NP
PIMENTEL M	W (1,0,0)	7.0	5	2	2	3	10	-	3	-	24	28	112
Totals:		7.0	5	2	2	3	10	-	3	-	24	28	112

Hit by pitch - ARG 0; VEN 1 - ZARA J by PIMENTEL M



Result

Technical Commissioner:	ZHANG Xuan (CHN)		
Umpires:	(PL) LOPEZ William (PUR)	(1B) SONMEZ Galip (GER)	
	(2B) GAUDREAU Genevieve (CAN)	(3B) CARTER Jason (AUS)	
Scorekeepers:	CAI Yi Jhen (TPE)	HOGETOORN Linda (NED)	XUE Min (CHN)
Length of game:	2h 7min	Attendance: 80	
Conditions:		Temperature: 34°C/93°F	Humidity:

Legend:							
*	Substitutions	1B	First base	2B	Second base	3B	Third base
A	Assists	AB	At bats	BB	Bases on balls	BF	Batters faced
BK/ILP	Balks/Illegal pitches	C	Catcher	CF	Center Fielder		
DP	Double plays/Designated Player	E	Errors	ER	Earned runs allowed		
H	Hits	IP	Innings pitched	L	Loss		
LF	Left Fielder	NP	Number of pitches	P	Pitcher		
PH	Pinch hitter	Pos.	Position	PR	Pinch Runner		
R	Runs	RF	Right Fielder	S	Save		
SO	Strikeouts	W	Win	WP	Wild pitches		
		HR	Home runs				
		LOB	Left on base				
		PO	Put outs				
		RBI	Runs batted in				
		SS	Shortstop				



Starting Line-Up

VEN - Venezuela

No. Player	Pos.	B/T	AVG	GP	GS	AB	R	H	2B	3B	HR	RBI	SLG%	BB	HBP	SO	OB%	SB	ATT.
6 ADAMES Angel	2B	L/R	.000	1	2	3	-	-	-	-	-	-	.000	-	-	-	.000	-	0
12 DORANTES Jose	RF	L/R	.000	1	2	2	-	-	-	-	-	-	.000	-	-	-	.000	-	0
14 SEQUERA Rogelio	3B	R/R	.333	1	2	3	-	1	-	-	-	-	.333	-	-	1	.333	-	0
11 HERRERA Engelbert	CF	R/R	.333	1	2	3	1	1	-	-	1	1	1.333	-	-	-	.333	-	0
24 DIAZ Erwin	1B	L/L	.000	1	2	3	-	-	-	-	-	-	.000	-	-	1	.000	-	0
23 RODRIGUEZ Kleiver	DP	L/R	.000	1	2	3	-	-	-	-	-	-	.000	-	-	3	.000	-	0
2 FLORES Pedro	SS	L/R	.333	1	2	3	1	1	-	-	1	2	1.333	-	-	-	.333	-	0
22 FLORES Rafael	C	R/R	.000	1	2	2	-	-	-	-	-	-	.000	1	-	1	.333	-	0
21 BENITEZ Franklin	LF	L/R	.500	1	2	2	1	1	-	-	-	-	.500	1	-	1	.667	-	0

No. Starting Pitcher	ERA	W	L	GP	GS	CG	IP	H	R	ER	BB	SO	B/AVG	WP	BK/ILP	HBP
30 TOYO Eudomar																

JPN - Japan

No. Player	Pos.	B/T	AVG	GP	GS	AB	R	H	2B	3B	HR	RBI	SLG%	BB	HBP	SO	OB%	SB	ATT.
42 HAMAMOTO Tei	RF	L/R																	
23 MORITA Yusuke	DP	L/R																	
1 SATO Koki	LF	R/R																	
3 MASAKI Kaito	3B	R/R																	
35 TORIYAMA Kazuya	1B	L/L																	
8 YASUMI Kotaro	2B	L/R																	
14 KATAOKA Taiyo	C	L/R																	
10 KUROIWA Seii	CF	R/R																	
6 OKAWA Ryuji	SS	R/R																	

No. Starting Pitcher	ERA	W	L	GP	GS	CG	IP	H	R	ER	BB	SO	B/AVG	WP	BK/ILP	HBP
11 IKEDA Hiroki																



Starting Line-Up

VEN - Venezuela

Non-Starters

No.	Player	Pos.	B/T
5	COLOMBO Luis	P	R/R
10	FLORES Jean	OF	R/R
19	RAMIREZ Edruin	P	R/R
33	AGUILAR Alfredo	IF	R/R
34	PIMENTEL Maiker	P	R/R

JPN - Japan

Non-Starters

No.	Player	Pos.	B/T
7	SAKURABA Yusuke	IF	L/R
12	UEDA Fumiya	C	R/R
17	NISHIDA Kanta	IF	L/R
19	ONODERA Shota	P	R/R
24	NAGAI Fuga	P	R/R

Team Manager

MATSUDA Kazuhiro

Coach

LOPEZ Delio
LOPEZ German
RUSSO Luis
TORRES Omar

Coach

EGUCHI Shinji
YANAGITA Shinya
TERUI Kengo

Umpires: GAUDREAU Genevieve
CARTER Jason
CHENG Tao
PORTEOUS Mark

CAN PL
AUS 1B
CHN 2B
NZL 3B

Technical Commissioners: KERR Cathy AUS
PENFOLD Brooke AUS
Scorekeepers: CAI Yi Jhen TPE
HOGETOORN Linda NED
YAGI Miyoko JPN

Note:

Visitor team is shown on the left.

Legend:

1B First base	2B Doubles/Second base	3B Triples/Third base	AB At bats
AVG Batting average	ATT. Stolen base attempts	B Both	B/AVG Opponent batting average
BB Bases on balls	BK/ILP Balks/Illegal Pitches	B/T Bat/Throw Hand	C Catcher
CF Center Fielder	CG Completed Games	DP Designated Player	ER Earned runs allowed
ERA Earned run average	GP Games pitched/played	GS Games started	H Hits
HBP Hit by pitch	HR Home runs	IF Infielder	IP Innings pitched/played
L Loss/left hand	LF Left Fielder	No. Uniform number	OB% On base percentage
OF Outfielder	P Pitcher	Pos. Position	R Runs/right hand
RBI Runs batted in	RF Right Fielder	SB Stolen bases	SLG% Slugging percentage
SO Strikeouts	SS Shortstop	W Win	WP Wild pitches



Result

VEN 3 - 10 JPN

	1	2	3	4	5	6	7	R	H	E	LOB
VEN - Venezuela	0	0	2	1	0	0		3	9	1	9
JPN - Japan	0	0	0	1	7	2		10	11	1	5

Venezuela (VEN)	Pos.	AB	R	H	RBI	BB	SO	PO	A	E
ADAMES A	2B	4	1	2	1	-	-	1	3	-
DORANTES J	RF	4	1	1	2	-	-	-	-	-
SEQUERA R	3B	4	-	-	-	-	1	-	1	-
HERRERA E	CF	3	-	-	-	-	2	-	-	-
DIAZ E	1B	2	-	2	-	1	-	9	-	-
*FLORES J	PR	-	1	-	-	-	-	-	-	-
RODRIGUEZ K	DP	3	-	1	-	-	2	-	-	-
FLORES P	SS	2	-	2	-	-	-	2	5	-
FLORES R	C	3	-	1	-	-	2	3	1	-
BENITEZ F	LF	2	-	-	-	1	-	1	-	-
TOYO E	P	-	-	-	-	-	-	-	2	1
*COLOMBO L	P	-	-	-	-	-	-	-	-	-
*RAMIREZ E	P	-	-	-	-	-	-	-	-	-
Totals:		27	3	9	3	2	7	16	12	1

Japan (JPN)	Pos.	AB	R	H	RBI	BB	SO	PO	A	E
HAMAMOTO T	RF	4	2	1	-	-	-	-	-	-
MORITA Y	DP	4	1	2	1	-	-	-	-	-
SATO K	LF	3	3	2	2	1	-	1	-	-
MASAKI K	3B	2	1	1	2	2	-	-	4	-
TORIYAMA K	1B	3	1	2	2	-	-	8	-	-
YASUMI K	2B	3	1	1	-	-	-	1	2	-
KATAOKA T	C	2	-	1	2	1	-	7	-	-
KUROIWA S	CF	3	1	1	1	-	-	1	-	-
OKAWA R	SS	3	-	-	-	2	-	-	-	-
IKEDA H	P	-	-	-	-	-	-	-	-	1
Totals:		27	10	11	10	4	2	18	6	1

Top 4th Pinch runner FLORES Jean running for DIAZ Erwin
Bottom 4th DIAZ Erwin returned to first baseman
Bottom 4th FLORES Jean came out of the field of play
Bottom 5th COLOMBO Luis to play pitcher for VEN substituting TOYO Eudomar
Top 6th Temporary runner DORANTES Jose(re-enter) running for FLORES Rafael
Bottom 6th RAMIREZ Edruin to play pitcher for VEN substituting COLOMBO Luis

Doubles - VEN 0; JPN 2 - MASAKI K, SATO K

Triples - VEN 0; JPN 1 - HAMAMOTO T

Home runs - VEN 1 - DORANTES J in 3rd (2 RBI); JPN 1 - SATO K in 4th (1 RBI)

Stolen bases - VEN 0; JPN 3 - KATAOKA T, KUROIWA S, YASUMI K

Sacrifice hits - VEN 1 - FLORES P; JPN 0

Venezuela (VEN)	W/L/S	IP	H	R	ER	BB	SO	HR	WP	BK/ILP	AB	BF	NP
TOYO E	L (0,1,0)	4.2	4	6	1	4	2	1	-	-	18	22	80
COLOMBO L		0.2	5	3	3	-	-	-	-	-	7	7	24
RAMIREZ E		0.0	2	1	1	-	-	-	-	-	2	2	10
Totals:		5.1	11	10	5	4	2	1	-	-	27	31	114

TOYO Eudomar faced 3 batters in the 5th inning

Japan (JPN)	W/L/S	IP	H	R	ER	BB	SO	HR	WP	BK/ILP	AB	BF	NP
IKEDA H	W (1,0,0)	6.0	9	3	2	2	7	1	-	-	27	30	106
Totals:		6.0	9	3	2	2	7	1	-	-	27	30	106



Result

Technical Commissioners:

Umpires:

KERR Cathy (AUS)
(PL) GAUDREAU Genevieve (CAN)
(2B) CHENG Tao (CHN)

PENFOLD Brooke (AUS)
(1B) CARTER Jason (AUS)
(3B) PORTEOUS Mark (NZL)

Scorekeepers:

CAI Yi Jhen (TPE) HOGETOORN Linda (NED) YAGI Miyoko (JPN)

Length of game:

2h 18min

Conditions:

Partly cloudy

Attendance:

Temperature: 27°C/81°F

Humidity:

Legend:

*	Substitutions	1B	First base	2B	Second base	3B	Third base
A	Assists	AB	At bats	BB	Bases on balls	BF	Batters faced
BK/ILP	Balks/Illegal pitches	C	Catcher	CF	Center Fielder		
DP	Double plays/Designated Player	E	Errors	IP	Innings pitched	ER	Earned runs allowed
H	Hits	HR	Home runs	NP	Number of pitches	L	Loss
LF	Left Fielder	LOB	Left on base	PR	Pinch Runner	P	Pitcher
PO	Put outs	Pos.	Position	S	Save	R	Runs
RBI	Runs batted in	RF	Right Fielder	WP	Wild pitches	SO	Strikeouts
SS	Shortstop	W	Win				



Starting Line-Up

CZE - Czechia

No. Player	Pos.	B/T	AVG	GP	GS	AB	R	H	2B	3B	HR	RBI	SLG%	BB	HBP	SO	OB%	SB	ATT.
77 MAGULA Martin	2B	R/R																	
33 JALUSKA David	SS	L/R																	
96 KLAS Mikulas	LF	R/R																	
19 KLEIN Tomas	DP	R/R																	
32 HARRIS George	CF	R/R																	
37 LUNAK Adam	RF	R/R																	
39 VASICEK Jakub	1B	L/R																	
15 VOLF Marek	C	R/R																	
88 CHUCHMA Viktor	3B	R/R																	

No. Starting Pitcher	ERA	W	L	GP	GS	CG	IP	H	R	ER	BB	SO	B/AVG	WP	BK/ILP	HBP
48 HOLOBRADEK Michal																

ARG - Argentina

No. Player	Pos.	B/T	AVG	GP	GS	AB	R	H	2B	3B	HR	RBI	SLG%	BB	HBP	SO	OB%	SB	ATT.
24 MALARCZUK Ladislao	SS	L/R	.667	1	2	3	1	2	-	1	-	1	1.333	-	-	1	.667	-	1
9 MIGLIAVACCA Teo	LF	L/L	.000	1	2	3	1	-	-	-	-	-	.000	1	-	1	.250	-	0
59 PEKER Alan	CF	L/R	.000	1	2	3	-	-	-	-	-	-	.000	-	-	-	.000	-	0
6 ZARA Juan	C	R/R	1.000	1	2	1	-	1	-	-	-	1	1.000	1	1	-	1.000	-	1
8 OLHEISER Federico	DP	R/R	.000	1	1	1	-	-	-	-	-	-	.000	-	-	1	.000	-	0
27 GODOY Manuel	1B	L/L	.000	1	2	3	-	-	-	-	-	-	.000	-	-	3	.000	-	0
11 EDER Federico	2B	L/R	.500	1	2	2	-	1	-	-	-	-	.500	1	-	-	.667	-	0
19 OJEDA Gonzalo	3B	R/R																	
34 BIONDI Luciano	RF	L/R	.333	1	2	3	-	1	-	-	-	-	.333	-	-	1	.333	-	0

No. Starting Pitcher	ERA	W	L	GP	GS	CG	IP	H	R	ER	BB	SO	B/AVG	WP	BK/ILP	HBP
70 GODOY Roman																



Starting Line-Up

CZE - Czechia

Non-Starters

No.	Player	Pos.	B/T
10	KUBAT Lukas	P	L/L
14	RYSAVY Matej	C	R/R
29	HAJNY Jonas	P	L/R
69	TUREK Martin	OF	R/R
73	KUCIREK Filip	IF	L/R

Team Manager

JURIGA Lukas

Coach

KORCAK Jaroslav
SNELLY Dusan

ARG - Argentina

Non-Starters

No.	Player	Pos.	B/T
4	MATA Huemul	P	R/R
12	RETAMAR Lucio	OF	L/R
42	SCIALACOMO Gian	U	L/R
77	MIGLIAVACCA Pablo	P	R/R
95	LUNA Khalil	IF	R/R

Team Manager

MONTERO Mariano

Coach

BOLZAN Kevin
GUERRINIERI Alberto
GUERRINIERI Guatavo

Umpires: SONMEZ Galip
GAUDREAU Genevieve
CARTER Jason
CHENG Tao

GER PL
CAN 1B
AUS 2B
CHN 3B

Technical Commissioners: KERR Cathy AUS
ZHANG Xuan CHN

Scorekeepers: CAI Yi Jhen TPE
HOGETOORN Linda NED
YAGI Miyoko JPN

Note:

Visitor team is shown on the left.

Legend:

1B First base	2B Doubles/Second base	3B Triples/Third base	AB At bats
AVG Batting average	ATT. Stolen base attempts	B Both	B/AVG Opponent batting average
BB Bases on balls	BK/ILP Balks/Illegal Pitches	B/T Bat/Throw Hand	C Catcher
CF Center Fielder	CG Completed Games	DP Designated Player	ER Earned runs allowed
ERA Earned run average	GP Games pitched/played	GS Games started	H Hits
HBP Hit by pitch	HR Home runs	IF Infielder	IP Innings pitched/played
L Loss/left hand	LF Left Fielder	No. Uniform number	OB% On base percentage
OF Outfielder	P Pitcher	Pos. Position	R Runs/right hand
RBI Runs batted in	RF Right Fielder	SB Stolen bases	SLG% Slugging percentage
SO Strikeouts	SS Shortstop	U Utility	W Win
WP Wild pitches			



Results

CZE 0 - 7 ARG

	1	2	3	4	5	6	7	R	H	E	LOB
CZE - Czechia	0	0	0	0	0			0	1	1	1
ARG - Argentina	2	1	0	3	1			7	7	0	10

Czechia (CZE)	Pos.	AB	R	H	RBI	BB	SO	PO	A	E
MAGULA M	2B	2	-	1	-	-	1	1	3	-
JALUSKA D	SS	1	-	-	-	-	-	2	-	-
KLAS M	LF	2	-	-	-	-	1	-	-	-
KLEIN T	DP	2	-	-	-	-	1	-	-	-
HARRIS G	CF	2	-	-	-	-	1	1	-	1
LUNAK A	RF	2	-	-	-	-	2	-	-	-
VASICEK J	1B	2	-	-	-	-	2	4	1	-
VOLF M	C	1	-	-	-	-	1	4	1	-
CHUCHMA V	3B	1	-	-	-	-	1	-	1	-
*KUCIREK F	3B	-	-	-	-	-	-	-	-	-
HOLOBRADEK M	P	-	-	-	-	-	-	-	-	-
*HAJNY J	P	-	-	-	-	-	-	-	1	-
Totals:		15	-	1	-	-	10	12	7	1

Bottom 3rd HAJNY Jonas to play pitcher for CZE substituting HOLOBRADEK Michal
Bottom 5th KUCIREK Filip to play third baseman for CZE substituting CHUCHMA Viktor

Argentina (ARG)	Pos.	AB	R	H	RBI	BB	SO	PO	A	E
MALARCZUK L	SS	2	3	1	-	2	-	-	1	-
MIGLIAVACCA T	LF	3	2	3	5	1	-	1	-	-
PEKER A	CF	3	1	1	-	-	1	-	-	-
ZARA J	C	1	-	1	1	2	-	10	-	-
OLHEISER F	DP	1	-	-	-	-	-	-	-	-
	1B	-	-	-	-	-	-	-	-	-
GODOY M	1B	1	-	-	1	-	1	1	-	-
*SCIALACOMO G	PR	-	-	-	-	-	-	-	-	-
	DP	-	-	-	-	-	-	-	-	-
EDER F	2B	3	-	-	-	-	1	2	-	-
OJEDA G	3B	2	1	1	-	-	-	1	-	-
BIONDI L	RF	2	-	-	-	-	2	-	-	-
*RETAMAR L	RF	-	-	-	-	1	-	-	-	-
GODOY R	P	-	-	-	-	-	-	-	1	-
Totals:		18	7	7	7	6	5	15	2	-

Bottom 3rd Temporary runner GODOY Manuel(re-enter) running for ZARA Juan
Bottom 4th Temporary runner MIGLIAVACCA Teo(re-enter) running for ZARA Juan
Bottom 4th Pinch runner SCIALACOMO Gian running for GODOY Manuel
Top 5th GODOY Manuel returned to first baseman
Top 5th RETAMAR Lucio to play right fielder for ARG substituting BIONDI Luciano
Top 5th OLHEISER Federico moved to first baseman
Top 5th SCIALACOMO Gian remained in the game as designated player

Doubles - CZE 0; ARG 1 - MALARCZUK L
Home runs - CZE 0; ARG 1 - MIGLIAVACCA T in 1st (2 RBI)
Stolen bases - CZE 0; ARG 1 - MALARCZUK L
Sacrifice hits - CZE 1 - JALUSKA D; ARG 1 - OLHEISER F

Czechia (CZE)	W/L/S	IP	H	R	ER	BB	SO	HR	WP	BK/ILP	AB	BF	NP
HOLOBRADEK M	L (0,1,0)	2.1	2	3	3	3	3	1	-	-	8	14	64
HAJNY J		1.2	5	4	4	3	2	-	1	-	10	15	67
Totals:		4.0	7	7	7	6	5	1	1	-	18	29	131

Argentina (ARG)	W/L/S	IP	H	R	ER	BB	SO	HR	WP	BK/ILP	AB	BF	NP
GODOY R	W (1,0,0)	5.0	1	-	-	-	10	-	-	-	15	16	66
Totals:		5.0	1	-	-	-	10	-	-	-	15	16	66

Hit by pitch - CZE 4 - GODOY M by HOLOBRADEK M, OJEDA G by HOLOBRADEK M, OLHEISER F by HAJNY J, GODOY M by HAJNY J; ARG 0



Results

Technical Commissioners:	KERR Cathy (AUS)	ZHANG Xuan (CHN)	
Umpires:	(PL) SONMEZ Galip (GER)	(1B) GAUDREAU Genevieve (CAN)	
	(2B) CARTER Jason (AUS)	(3B) CHENG Tao (CHN)	
Scorekeepers:	CAI Yi Jhen (TPE)	HOGETOORN Linda (NED)	YAGI Miyoko (JPN)
Length of game:	1h 59min	Attendance:	
Conditions:	Partly cloudy	Temperature: 30°C/86°F	Humidity:

Legend:							
*	Substitutions	1B	First base	2B	Second base	3B	Third base
A	Assists	AB	At bats	BB	Bases on balls	BF	Batters faced
BK/ILP	Balks/Illegal pitches	C	Catcher	CF	Center Fielder		
DP	Double plays/Designated Player	E	Errors	ER	Earned runs allowed		
H	Hits	IP	Innings pitched	L	Loss		
LF	Left Fielder	NP	Number of pitches	P	Pitcher		
PO	Put outs	PR	Pinch Runner	R	Runs		
RBI	Runs batted in	S	Save	SO	Strikeouts		
SS	Shortstop	WP	Wild pitches				
		HR	Home runs				
		LOB	Left on base				
		Pos.	Position				
		RF	Right Fielder				
		W	Win				



Starting Line-Up

CZE - Czechia

No. Player	Pos.	B/T	AVG	GP	GS	AB	R	H	2B	3B	HR	RBI	SLG%	BB	HBP	SO	OB%	SB	ATT.
77 MAGULA Martin	2B	R/R	.500	1	2	2	-	1	-	-	-	-	.500	-	-	1	.500	-	0
33 JALUSKA David	SS	L/R	.000	1	2	1	-	-	-	-	-	-	.000	-	-	-	.000	-	0
96 KLAS Mikulas	LF	R/R	.000	1	2	2	-	-	-	-	-	-	.000	-	-	1	.000	-	0
14 RYSAVY Matej	C	R/R																	
19 KLEIN Tomas	1B	R/R	.000	1	2	2	-	-	-	-	-	-	.000	-	-	1	.000	-	0
32 HARRIS George	CF	R/R	.000	1	2	2	-	-	-	-	-	-	.000	-	-	1	.000	-	0
69 TUREK Martin	DP	R/R																	
88 CHUCHMA Viktor	3B	R/R	.000	1	2	1	-	-	-	-	-	-	.000	-	-	1	.000	-	0
37 LUNAK Adam	RF	R/R	.000	1	2	2	-	-	-	-	-	-	.000	-	-	2	.000	-	0

No. Starting Pitcher	ERA	W	L	GP	GS	CG	IP	H	R	ER	BB	SO	B/AVG	WP	BK/ILP	HBP
10 KUBAT Lukas																

JPN - Japan

No. Player	Pos.	B/T	AVG	GP	GS	AB	R	H	2B	3B	HR	RBI	SLG%	BB	HBP	SO	OB%	SB	ATT.
42 HAMAMOTO Tei	RF	L/R	.250	1	2	4	2	1	-	1	-	-	.750	-	-	-	.250	-	0
23 MORITA Yusuke	DP	L/R	.500	1	2	4	1	2	-	-	-	1	.500	-	-	-	.500	-	0
1 SATO Koki	LF	R/R	.667	1	2	3	3	2	1	-	1	2	2.000	1	-	-	.750	-	0
3 MASAKI Kaito	3B	R/R	.500	1	2	2	1	1	1	-	-	2	1.000	2	-	-	.750	-	0
35 TORIYAMA Kazuya	1B	L/L	.667	1	2	3	1	2	-	-	-	2	.667	-	-	-	.667	-	0
8 YASUMI Kotaro	2B	L/R	.333	1	2	3	1	1	-	-	-	-	.333	-	-	-	.333	1	1
14 KATAOKA Taiyo	C	L/R	.500	1	2	2	-	1	-	-	-	2	.500	1	-	-	.667	1	1
10 KUROIWA Seii	CF	R/R	.333	1	2	3	1	1	-	-	-	1	.333	-	-	-	.333	1	1
6 OKAWA Ryuji	SS	R/R	.000	1	2	3	-	-	-	-	-	-	.000	-	-	2	.000	-	0

No. Starting Pitcher	ERA	W	L	GP	GS	CG	IP	H	R	ER	BB	SO	B/AVG	WP	BK/ILP	HBP
19 ONODERA Shota																



Starting Line-Up

CZE - Czechia

Non-Starters

No.	Player	Pos.	B/T
15	VOLF Marek	C	R/R
29	HAJNY Jonas	P	L/R
39	VASICEK Jakub	IF	L/R
48	HOLOBRADEK Michal	P	L/R
73	KUCIREK Filip	IF	L/R

Team Manager

JURIGA Lukas

Coach

KORCAK Jaroslav
SNELLY Dusan

JPN - Japan

Non-Starters

No.	Player	Pos.	B/T
7	SAKURABA Yusuke	IF	L/R
11	IKEDA Hiroki	P	R/R
12	UEDA Fumiya	C	R/R
17	NISHIDA Kanta	IF	L/R
24	NAGAI Fuga	P	R/R

Team Manager

MATSUDA Kazuhiro

Coach

EGUCHI Shinji
YANAGITA Shinya
TERUI Kengo

Umpires:
PORTEOUS Mark
CHENG Tao
SONMEZ Galip
CARTER Jason

NZL PL
CHN 1B
GER 2B
AUS 3B

Technical Commissioners:
KERR Cathy
ZHANG Xuan

AUS
CHN

Scorekeepers:
CAI Yi Jhen
HOGETOORN Linda
YAGI Miyoko

TPE
NED
JPN

Note:

Visitor team is shown on the left.

Legend:

1B First base	2B Doubles/Second base	3B Triples/Third base	AB At bats
AVG Batting average	ATT. Stolen base attempts	B Both	B/AVG Opponent batting average
BB Bases on balls	BK/ILP Balks/Illegal Pitches	B/T Bat/Throw Hand	C Catcher
CF Center Fielder	CG Completed Games	DP Designated Player	ER Earned runs allowed
ERA Earned run average	GP Games pitched/played	GS Games started	H Hits
HBP Hit by pitch	HR Home runs	IF Infielder	IP Innings pitched/played
L Loss/left hand	LF Left Fielder	No. Uniform number	OB% On base percentage
OF Outfielder	P Pitcher	Pos. Position	R Runs/right hand
RBI Runs batted in	RF Right Fielder	SB Stolen bases	SLG% Slugging percentage
SO Strikeouts	SS Shortstop	W Win	WP Wild pitches



Results

CZE 2 - 8 JPN

	1	2	3	4	5	6	7	R	H	E	LOB
CZE - Czechia	0	1	0	1	0			2	4	2	3
JPN - Japan	3	0	3	2	0			8	7	1	7

Czechia (CZE)	Pos.	AB	R	H	RBI	BB	SO	PO	A	E
MAGULA M	2B	3	-	1	-	-	2	-	-	-
JALUSKA D	SS	3	1	1	-	-	2	-	1	2
KLAS M	LF	2	-	-	-	-	1	-	-	-
RYSAVY M	C	2	-	-	-	-	1	7	-	-
KLEIN T	1B	1	-	-	-	1	-	4	-	-
HARRIS G	CF	2	1	1	1	-	-	-	-	-
TUREK M	DP	2	-	1	-	-	1	-	-	-
CHUCHMA V	3B	-	-	-	-	-	-	-	-	-
*VASICEK J	3B	2	-	-	-	-	1	1	1	-
LUNAK A	RF	1	-	-	-	-	1	3	-	-
*KUCIREK F	PH	1	-	-	-	-	1	-	-	-
KUBAT L	P	-	-	-	-	-	-	-	1	-
*HOLOBRADEK M	P	-	-	-	-	-	-	-	-	-
Totals:		19	2	4	1	1	10	15	3	2

Bottom 2nd VASICEK Jakub to play third baseman for CZE substituting CHUCHMA Viktor
Bottom 4th HOLOBRADEK Michal to play pitcher for CZE substituting KUBAT Lukas
Top 5th Pinch hitter KUCIREK Filip hitting for LUNAK Adam
Bottom 5th LUNAK Adam returned to right fielder
Bottom 5th KUCIREK Filip came out of the field of play

Japan (JPN)	Pos.	AB	R	H	RBI	BB	SO	PO	A	E
HAMAMOTO T	RF	2	1	-	-	2	1	1	1	-
MORITA Y	DP	3	2	2	-	1	1	-	-	-
SATO K	LF	4	1	-	1	-	-	-	-	-
MASAKI K	3B	2	1	2	1	-	-	-	-	1
*SAKURABA Y	PR	-	1	-	-	-	-	-	-	-
	3B	-	-	-	-	-	-	-	-	-
TORIYAMA K	1B	2	1	-	1	-	1	1	1	-
YASUMI K	2B	1	-	1	-	-	-	2	1	-
*NISHIDA K	PH	-	1	-	-	1	-	-	-	-
	2B	1	-	-	-	-	-	-	-	-
KATAOKA T	C	2	-	-	-	-	1	6	-	-
*UEDA F	C	1	-	-	-	-	1	5	-	-
KUROIWA S	CF	2	-	-	-	1	2	-	-	-
OKAWA R	SS	2	-	2	2	1	-	-	-	-
ONODERA S	P	-	-	-	-	-	-	-	-	-
*NAGAI F	P	-	-	-	-	-	-	-	-	-
Totals:		22	8	7	5	6	7	15	3	1

Bottom 3rd Pinch hitter NISHIDA Kanta hitting for YASUMI Kotaro
Top 4th YASUMI Kotaro returned to second baseman
Top 4th UEDA Fumiya to play catcher for JPN substituting KATAOKA Taiyo
Top 4th NISHIDA Kanta remained in the game as second baseman
Top 4th YASUMI Kotaro to play pinch hitter for JPN substituting NISHIDA Kanta
Bottom 4th Pinch runner SAKURABA Yusuke running for MASAKI Kaito
Top 5th MASAKI Kaito returned to third baseman
Top 5th NAGAI Fuga to play pitcher for JPN substituting ONODERA Shota
Top 5th SAKURABA Yusuke remained in the game as third baseman

Triples - CZE 1 - JALUSKA D; JPN 2 - OKAWA R, YASUMI K
Home runs - CZE 1 - HARRIS G in 2nd (1 RBI); JPN 0
Stolen bases - CZE 0; JPN 2 - OKAWA R, SAKURABA Y
Sacrifice flies - CZE 0; JPN 1 - MASAKI K
Passed balls - CZE 1 - RYSAVY M; JPN 0

Czechia (CZE)	W/L/S	IP	H	R	ER	BB	SO	HR	WP	BK/ILP	AB	BF	NP
KUBAT L	L (0,1,0)	3.1	6	8	6	5	4	-	6	-	16	23	94
HOLOBRADEK M		1.2	1	-	-	1	3	-	-	-	6	7	29
Totals:		5.0	7	8	6	6	7	-	6	-	22	30	123

KUBAT Lukas faced 2 batters in the 4th inning

Japan (JPN)	W/L/S	IP	H	R	ER	BB	SO	HR	WP	BK/ILP	AB	BF	NP
ONODERA S	W (1,0,0)	4.0	2	2	1	1	7	1	-	-	14	15	75
NAGAI F		1.0	2	-	-	-	3	-	-	-	5	5	23
Totals:		5.0	4	2	1	1	10	1	-	-	19	20	98

ONODERA Shota faced 1 batters in the 5th inning



REVISED
8 AUG 10:26

Results

Hit by pitch - CZE 1 - TORIYAMA K by KUBAT L; JPN 0

Technical Commissioners:

KERR Cathy (AUS)

ZHANG Xuan (CHN)

Umpires:

(PL) PORTEOUS Mark (NZL)
(2B) SONMEZ Galip (GER)

(1B) CHENG Tao (CHN)
(3B) CARTER Jason (AUS)

Scorekeepers:

CAI Yi Jhen (TPE)

HOGETOORN Linda (NED)

YAGI Miyoko (JPN)

Length of game:

1h 50min

Conditions:

Sunny

Attendance:

Temperature: 33°C/91°F

Humidity:

Legend:

*	Substitutions	1B	First base	2B	Second base	3B	Third base
A	Assists	AB	At bats	BB	Bases on balls	BF	Batters faced
BK/ILP	Balks/Illegal pitches	C	Catcher	CF	Center Fielder		
DP	Double plays/Designated Player			E	Errors	ER	Earned runs allowed
H	Hits	HR	Home runs	IP	Innings pitched	L	Loss
LF	Left Fielder	LOB	Left on base	NP	Number of pitches	P	Pitcher
PH	Pinch hitter	PO	Put outs	Pos.	Position	PR	Pinch Runner
R	Runs	RBI	Runs batted in	RF	Right Fielder	S	Save
SO	Strikeouts	SS	Shortstop	W	Win	WP	Wild pitches

REVISED

Statistics have been updated.

Timing and Results provided by Tissot

SBLMTEAM9-----GPA-000100--_73 v2.0

Report Created FRI 8 AUG 2025 10:26

Page 2/2



Starting Line-Up

VEN - Venezuela

No. Player	Pos.	B/T	AVG	GP	GS	AB	R	H	2B	3B	HR	RBI	SLG%	BB	HBP	SO	OB%	SB	ATT.
6 ADAMES Angel	2B	L/R	.286	2	3	7	1	2	-	-	-	1	.286	-	-	-	.286	-	0
12 DORANTES Jose	RF	L/R	.167	2	3	6	1	1	-	-	1	2	.667	-	-	-	.167	-	0
14 SEQUERA Rogelio	3B	R/R	.143	2	3	7	-	1	-	-	-	-	.143	-	-	2	.143	-	0
11 HERRERA Engelbert	CF	R/R	.167	2	3	6	1	1	-	-	1	1	.667	-	-	2	.167	-	0
24 DIAZ Erwin	1B	L/L	.400	2	3	5	-	2	-	-	-	-	.400	1	-	1	.500	-	0
23 RODRIGUEZ Kleiver	DP	L/R	.167	2	3	6	-	1	-	-	-	-	.167	-	-	5	.167	-	0
2 FLORES Pedro	SS	L/R	.600	2	3	5	1	3	-	-	1	2	1.200	-	-	-	.600	-	0
22 FLORES Rafael	C	R/R	.200	2	3	5	-	1	-	-	-	-	.200	1	-	3	.333	-	0
21 BENITEZ Franklin	LF	L/R	.250	2	3	4	1	1	-	-	-	-	.250	2	-	1	.500	-	0

No. Starting Pitcher	ERA	W	L	GP	GS	CG	IP	H	R	ER	BB	SO	B/AVG	WP	BK/ILP	HBP
5 COLOMBO Luis	31.53	-	-	1	1	-	0.2	5	3	3	-	-	.714	-	-	-

CZE - Czechia

No. Player	Pos.	B/T	AVG	GP	GS	AB	R	H	2B	3B	HR	RBI	SLG%	BB	HBP	SO	OB%	SB	ATT.
77 MAGULA Martin	2B	R/R	.400	2	3	5	-	2	-	-	-	-	.400	-	-	3	.400	-	0
33 JALUSKA David	SS	L/R	.250	2	3	4	1	1	-	1	-	-	.750	-	-	2	.250	-	0
96 KLAS Mikulas	LF	R/R	.000	2	3	4	-	-	-	-	-	-	.000	-	-	2	.000	-	0
32 HARRIS George	CF	R/R	.250	2	3	4	1	1	-	-	1	1	1.000	-	-	1	.250	-	0
19 KLEIN Tomas	1B	R/R	.000	2	3	3	-	-	-	-	-	-	.000	1	-	1	.250	-	0
14 RYSAVY Matej	C	R/R	.000	1	2	2	-	-	-	-	-	-	.000	-	-	1	.000	-	0
69 TUREK Martin	DP	R/R	.500	1	2	2	-	1	-	-	-	-	.500	-	-	1	.500	-	0
39 VASICEK Jakub	3B	L/R	.000	2	2	4	-	-	-	-	-	-	.000	-	-	3	.000	-	0
37 LUNAK Adam	RF	R/R	.000	2	3	3	-	-	-	-	-	-	.000	-	-	3	.000	-	0

No. Starting Pitcher	ERA	W	L	GP	GS	CG	IP	H	R	ER	BB	SO	B/AVG	WP	BK/ILP	HBP
48 HOLOBRADEK Michal	5.25	-	1	2	2	-	4.0	3	3	3	4	6	.214	-	-	2



Starting Line-Up

VEN - Venezuela

Non-Starters

No.	Player	Pos.	B/T
10	FLORES Jean	OF	R/R
19	RAMIREZ Edruin	P	R/R
30	TOYO Eudomar	P	R/R
33	AGUILAR Alfredo	IF	R/R
34	PIMENTEL Maiker	P	R/R

CZE - Czechia

Non-Starters

No.	Player	Pos.	B/T
10	KUBAT Lukas	P	L/L
15	VOLF Marek	C	R/R
29	HAJNY Jonas	P	L/R
73	KUCIREK Filip	IF	L/R
88	CHUCHMA Viktor	IF	R/R

Team Manager

JURIGA Lukas

Coach

LOPEZ Delio
LOPEZ German
RUSSO Luis
TORRES Omar

Coach

KORCAK Jaroslav
SNELLY Dusan

Umpires: CHENG Tao
KAIARUNA Tony
GAUDREAU Genevieve
YABE Miki

CHN PL
NZL 1B
CAN 2B
JPN 3B

Technical Commissioners: KERR Cathy AUS
TSUKIOKA Shuro JPN

Scorekeepers: CAI Yi Jhen TPE
NAKAMURA Fuka JPN
TOKUI Akane JPN

Note:

Visitor team is shown on the left.

Legend:

1B First base	2B Doubles/Second base	3B Triples/Third base	AB At bats
AVG Batting average	ATT. Stolen base attempts	B Both	B/AVG Opponent batting average
BB Bases on balls	BK/ILP Balks/Illegal Pitches	B/T Bat/Throw Hand	C Catcher
CF Center Fielder	CG Completed Games	DP Designated Player	ER Earned runs allowed
ERA Earned run average	GP Games pitched/played	GS Games started	H Hits
HBP Hit by pitch	HR Home runs	IF Infielder	IP Innings pitched/played
L Loss/left hand	LF Left Fielder	No. Uniform number	OB% On base percentage
OF Outfielder	P Pitcher	Pos. Position	R Runs/right hand
RBI Runs batted in	RF Right Fielder	SB Stolen bases	SLG% Slugging percentage
SO Strikeouts	SS Shortstop	W Win	WP Wild pitches



Results

VEN 11 - 1 CZE

	1	2	3	4	5	6	7	R	H	E	LOB
VEN - Venezuela	0	0	0	2	2	7		11	13	0	5
CZE - Czechia	0	0	0	0	1	0		1	2	1	3

Venezuela (VEN)	Pos.	AB	R	H	RBI	BB	SO	PO	A	E
ADAMES A	2B	4	-	1	-	-	1	-	3	-
DORANTES J	RF	2	1	1	-	1	-	-	-	-
*AGUILAR A	RF	-	1	-	-	1	-	-	-	-
SEQUERA R	3B	3	3	2	1	1	-	-	2	-
HERRERA E	CF	4	2	3	4	-	-	-	-	-
DIAZ E	1B	4	1	2	1	-	-	8	-	-
RODRIGUEZ K	DP	3	-	1	-	-	2	-	-	-
*FLORES J	PR	1	1	1	1	-	-	-	-	-
	DP	-	-	-	-	-	-	-	-	-
*FLORES J	LF	-	-	-	-	-	-	-	-	-
FLORES P	SS	4	1	1	-	-	-	1	1	-
FLORES R	C	3	1	1	3	-	-	9	1	-
BENITEZ F	LF	3	-	-	-	-	3	-	-	-
	DP	-	-	-	-	-	-	-	-	-
COLOMBO L	P	-	-	-	-	-	-	-	1	-
Totals:		31	11	13	10	3	6	18	8	-

Bottom 5th AGUILAR Alfredo to play right fielder for VEN substituting DORANTES Jose

Top 6th Pinch runner FLORES Jean running for RODRIGUEZ Kleiver

Bottom 6th FLORES Jean remained in the game as designated player

Bottom 6th FLORES Jean moved to left fielder

Bottom 6th BENITEZ Franklin moved to designated player

Czechia (CZE)	Pos.	AB	R	H	RBI	BB	SO	PO	A	E
MAGULA M	2B	2	-	-	-	-	2	-	3	-
JALUSKA D	SS	3	-	-	-	-	2	1	3	-
KLAS M	LF	3	-	-	-	-	1	-	-	-
HARRIS G	CF	2	-	-	-	1	2	1	-	-
KLEIN T	1B	2	-	-	-	-	1	8	-	-
RYSAVY M	C	1	-	-	-	1	1	6	-	-
TUREK M	DP	2	1	1	-	-	-	-	-	-
VASICEK J	3B	2	-	-	1	-	-	-	2	-
LUNAK A	RF	2	-	1	-	-	1	2	-	1
HOLOBRADEK M	P	-	-	-	-	-	-	-	-	-
*KUBAT L	P	-	-	-	-	-	-	-	-	-
*HAJNY J	P	-	-	-	-	-	-	-	-	-
Totals:		19	1	2	1	2	10	18	8	1

Top 5th KUBAT Lukas to play pitcher for CZE substituting HOLOBRADEK Michal

Top 6th HAJNY Jonas to play pitcher for CZE substituting KUBAT Lukas

Doubles - VEN 4 - DIAZ E, FLORES J, RODRIGUEZ K, SEQUERA R; CZE 0**Home runs** - VEN 2 - FLORES R in 6th (3 RBI), HERRERA E in 6th (3 RBI); CZE 0**Grounded into double play** - VEN 0; CZE 1 - TUREK M**Double plays** - VEN 1 - ADAMES A, DIAZ E, FLORES P; CZE 0

Venezuela (VEN)	W/L/S	IP	H	R	ER	BB	SO	HR	WP	BK/ILP	AB	BF	NP
COLOMBO L	W (1,0,0)	6.0	2	1	1	2	10	-	1	-	19	22	105
Totals:		6.0	2	1	1	2	10	-	1	-	19	22	105

Czechia (CZE)	W/L/S	IP	H	R	ER	BB	SO	HR	WP	BK/ILP	AB	BF	NP
HOLOBRADEK M	L (0,2,0)	4.0	3	2	2	2	3	-	-	-	15	17	68
KUBAT L		1.2	8	8	8	1	3	2	-	-	13	14	48
HAJNY J		0.1	2	1	1	-	-	-	1	-	3	3	16
Totals:		6.0	13	11	11	3	6	2	1	-	31	34	132

KUBAT Lukas faced 3 batters in the 6th inning

Hit by pitch - VEN 1 - MAGULA M by COLOMBO L; CZE 0



Results

Technical Commissioners:	KERR Cathy (AUS)	TSUKIOKA Shuro (JPN)	
Umpires:	(PL) CHENG Tao (CHN)	(1B) KAIARUNA Tony (NZL)	
	(2B) GAUDREAU Genevieve (CAN)	(3B) YABE Miki (JPN)	
Scorekeepers:	CAI Yi Jhen (TPE)	NAKAMURA Fuka (JPN)	TOKUI Akane (JPN)
Length of game:	2h 9min	Attendance:	
Conditions:		Temperature: 29°C/84°F	Humidity:

Legend:							
*	Substitutions	1B	First base	2B	Second base	3B	Third base
A	Assists	AB	At bats	BB	Bases on balls	BF	Batters faced
BK/ILP	Balks/Illegal pitches	C	Catcher	CF	Center Fielder		
DP	Double plays/Designated Player	E	Errors	ER	Earned runs allowed		
H	Hits	IP	Innings pitched	L	Loss		
LF	Left Fielder	NP	Number of pitches	P	Pitcher		
PO	Put outs	PR	Pinch Runner	R	Runs		
RBI	Runs batted in	S	Save	SO	Strikeouts		
SS	Shortstop	WP	Wild pitches				
		HR	Home runs				
		LOB	Left on base				
		Pos.	Position				
		RF	Right Fielder				
		W	Win				



Starting Line-Up

JPN - Japan

No. Player	Pos.	B/T	AVG	GP	GS	AB	R	H	2B	3B	HR	RBI	SLG%	BB	HBP	SO	OB%	SB	ATT.
42 HAMAMOTO Tei	RF	L/R	.167	2	3	6	3	1	-	1	-	-	.500	2	-	1	.375	-	0
23 MORITA Yusuke	DP	L/R	.571	2	3	7	3	4	-	-	-	1	.571	1	-	1	.625	-	0
1 SATO Koki	LF	R/R	.286	2	3	7	4	2	1	-	1	3	.857	1	-	-	.375	-	0
3 MASAKI Kaito	3B	R/R	.750	2	3	4	2	3	1	-	-	3	1.000	2	-	-	.714	-	0
35 TORIYAMA Kazuya	1B	L/L	.400	2	3	5	2	2	-	-	-	3	.400	-	1	1	.500	-	0
8 YASUMI Kotaro	2B	L/R	.500	2	3	4	1	2	-	1	-	-	1.000	-	-	-	.500	1	1
14 KATAOKA Taiyo	C	L/R	.250	2	3	4	-	1	-	-	-	2	.250	1	-	1	.400	1	1
10 KUROIWA Seii	CF	R/R	.200	2	3	5	1	1	-	-	-	1	.200	1	-	2	.333	1	1
6 OKAWA Ryuji	SS	R/R	.400	2	3	5	-	2	-	1	-	2	.800	1	-	2	.500	1	1

No. Starting Pitcher	ERA	W	L	GP	GS	CG	IP	H	R	ER	BB	SO	B/AVG	WP	BK/ILP	HBP
11 IKEDA Hiroki	2.33	1	-	1	2	1	6.0	9	3	2	2	7	.333	-	-	-

ARG - Argentina

No. Player	Pos.	B/T	AVG	GP	GS	AB	R	H	2B	3B	HR	RBI	SLG%	BB	HBP	SO	OB%	SB	ATT.
24 MALARCZUK Ladislao	SS	L/R	.600	2	3	5	4	3	1	1	-	1	1.200	2	-	1	.714	1	2
9 MIGLIAVACCA Teo	LF	L/L	.500	2	3	6	3	3	-	-	1	5	1.000	2	-	1	.625	-	0
59 PEKER Alan	CF	L/R	.167	2	3	6	1	1	-	-	-	-	.167	-	-	1	.167	-	0
6 ZARA Juan	C	R/R	1.000	2	3	2	-	2	-	-	-	2	1.000	3	1	-	1.000	-	1
8 OLHEISER Federico	1B	R/R	.000	2	2	2	-	-	-	-	-	-	.000	-	1	1	.333	-	0
95 LUNA Khalil	2B	R/R	.000	1	2	2	-	-	-	-	-	-	.000	-	-	2	.000	-	0
11 EDER Federico	DP	L/R	.200	2	3	5	-	1	-	-	-	-	.200	1	-	1	.333	-	0
12 RETAMAR Lucio	RF	L/R	.000	2	2	3	-	-	-	-	-	-	.000	1	-	1	.250	-	0
19 OJEDA Gonzalo	3B	R/R	.500	1	2	2	1	1	-	-	-	-	.500	-	1	-	.667	-	0

No. Starting Pitcher	ERA	W	L	GP	GS	CG	IP	H	R	ER	BB	SO	B/AVG	WP	BK/ILP	HBP
4 MATA Huemul	3.15	-	1	1	2	1	6.2	4	3	3	2	7	.167	-	-	-



Starting Line-Up

JPN - Japan

Non-Starters

No.	Player	Pos.	B/T
7	SAKURABA Yusuke	IF	L/R
12	UEDA Fumiya	C	R/R
17	NISHIDA Kanta	IF	L/R
19	ONODERA Shota	P	R/R
24	NAGAI Fuga	P	R/R

Team Manager

MATSUDA Kazuhiro

Coach

EGUCHI Shinji
YANAGITA Shinya
TERUI Kengo

ARG - Argentina

Non-Starters

No.	Player	Pos.	B/T
27	GODOY Manuel	IF	L/L
34	BIONDI Luciano	U	L/R
42	SCIALACOMO Gian	U	L/R
70	GODOY Roman	P	R/R
77	MIGLIAVACCA Pablo	P	R/R

Team Manager

MONTERO Mariano

Coach

BOLZAN Kevin
GUERRINIERI Alberto
GUERRINIERI Guatavo

Umpires:
CARTER Jason
SONMEZ Galip
PORTEOUS Mark
LOPEZ William

AUS PL
GER 1B
NZL 2B
PUR 3B

Technical Commissioners:
KERR Cathy
ZHANG Xuan

AUS
CHN

Scorekeepers:
HOGETOORN Linda
XUE Min
YAGI Miyoko

NED
CHN
JPN

Note:

Visitor team is shown on the left.

Legend:

1B First base	2B Doubles/Second base	3B Triples/Third base	AB At bats
AVG Batting average	ATT. Stolen base attempts	B Both	B/AVG Opponent batting average
BB Bases on balls	BK/ILP Balks/Illegal Pitches	B/T Bat/Throw Hand	C Catcher
CF Center Fielder	CG Completed Games	DP Designated Player	ER Earned runs allowed
ERA Earned run average	GP Games pitched/played	GS Games started	H Hits
HBP Hit by pitch	HR Home runs	IF Infielder	IP Innings pitched/played
L Loss/left hand	LF Left Fielder	No. Uniform number	OB% On base percentage
OF Outfielder	P Pitcher	Pos. Position	R Runs/right hand
RBI Runs batted in	RF Right Fielder	SB Stolen bases	SLG% Slugging percentage
SO Strikeouts	SS Shortstop	U Utility	W Win
WP Wild pitches			



Results

JPN 7 - 5 ARG

	1	2	3	4	5	6	7	R	H	E	LOB
JPN - Japan	0	1	2	0	0	4	0	7	9	2	4
ARG - Argentina	0	1	1	3	0	0	0	5	7	1	7

Japan (JPN)	Pos.	AB	R	H	RBI	BB	SO	PO	A	E
HAMAMOTO T	RF	3	-	1	-	1	-	2	-	1
MORITA Y	DP	4	1	1	1	-	-	-	-	-
SATO K	LF	3	1	1	1	1	1	1	-	-
MASAKI K	3B	3	-	1	-	-	-	1	2	-
*SAKURABA Y	PR	-	1	-	-	-	-	-	-	-
	3B	1	-	-	-	-	-	-	-	-
TORIYAMA K	1B	4	1	1	-	-	1	5	-	-
YASUMI K	2B	3	1	2	1	-	1	-	-	-
KATAOKA T	C	3	1	2	2	-	-	9	1	-
KUROIWA S	CF	2	-	-	-	-	1	2	-	-
OKAWA R	SS	1	1	-	1	-	1	1	3	1
IKEDA H	P	-	-	-	-	-	-	-	-	-
*ONODERA S	P	-	-	-	-	-	-	-	-	-
*NAGAI F	P	-	-	-	-	-	-	-	-	-
Totals:		27	7	9	6	2	5	21	6	2

Bottom 4th ONODERA Shota to play pitcher for JPN substituting IKEDA Hiroki
Bottom 4th NAGAI Fuga to play pitcher for JPN substituting ONODERA Shota
Top 6th Pinch runner SAKURABA Yusuke running for MASAKI Kaito
Top 6th Temporary runner OKAWA Ryuji(re-enter) running for KATAOKA Taiyo
Bottom 6th SAKURABA Yusuke remained in the game as third baseman

Argentina (ARG)	Pos.	AB	R	H	RBI	BB	SO	PO	A	E
MALARCZUK L	SS	4	2	2	4	-	-	-	4	-
MIGLIAVACCA T	LF	2	-	-	-	2	1	1	-	-
PEKER A	CF	3	-	2	-	1	1	1	-	-
ZARA J	C	3	1	1	-	-	-	4	1	-
OLHEISER F	1B	2	-	-	-	-	-	8	-	-
*GODOY M	PH	1	-	-	-	-	1	-	-	-
	1B	1	-	-	-	-	1	3	-	-
LUNA K	2B	3	-	-	-	1	2	3	2	-
EDER F	DP	3	-	1	1	-	-	-	-	-
RETAMAR L	RF	3	1	1	-	-	-	-	-	1
OJEDA G	3B	1	1	-	-	-	-	1	4	-
*SCIALACOMO G	PH	1	-	-	-	-	1	-	-	-
	3B	-	-	-	-	-	-	-	-	-
MATA H	P	-	-	-	-	-	-	-	-	-
*MIGLIAVACCA P	P	-	-	-	-	-	-	-	-	-
*GODOY R	P	-	-	-	-	-	-	-	1	-
Totals:		27	5	7	5	4	7	21	12	1

Top 3th MIGLIAVACCA Pablo to play pitcher for ARG substituting MATA Huemul
Bottom 4th Temporary runner MIGLIAVACCA Teo(re-enter) running for ZARA Juan
Bottom 4th Pinch hitter GODOY Manuel hitting for OLHEISER Federico
Top 5th GODOY Manuel remained in the game as first baseman
Top 6th GODOY Roman to play pitcher for ARG substituting MIGLIAVACCA Pablo
Bottom 6th Pinch hitter SCIALACOMO Gian hitting for OJEDA Gonzalo
Top 7th SCIALACOMO Gian remained in the game as third baseman

Doubles - JPN 1 - MORITA Y; ARG 1 - PEKER A

Home runs - JPN 1 - KATAOKA T in 2nd (1 RBI); ARG 2 - MALARCZUK L in 3rd (1 RBI), MALARCZUK L in 4th (3 RBI)

Stolen bases - JPN 1 - YASUMI K; ARG 0

Caught stealing - JPN 0; ARG 1 - MIGLIAVACCA T

Sacrifice hits - JPN 1 - KUROIWA S; ARG 0

Sacrifice flies - JPN 1 - OKAWA R; ARG 0

Grounded into double play - JPN 1 - MASAKI K; ARG 0

Double plays - JPN 0; ARG 1 - LUNA K, OJEDA G, OLHEISER F



REVISED
9 AUG 8:33

Results

Japan (JPN)	W/L/S	IP	H	R	ER	BB	SO	HR	WP	BK/ILP	AB	BF	NP
IKEDA H		3.0	4	2	2	3	2	1	2	-	12	15	56
ONODERA S		0.2	2	3	2	1	-	1	-	-	4	7	23
NAGAI F	W (1,0,0)	3.1	1	-	-	-	5	-	-	-	11	11	40
Totals:		7.0	7	5	4	4	7	2	2	-	27	33	119

ONODERA Shota faced 3 batters in the 4th inning

Argentina (ARG)	W/L/S	IP	H	R	ER	BB	SO	HR	WP	BK/ILP	AB	BF	NP
MATA H		2.1	4	3	3	-	2	-	-	-	11	12	30
MIGLIAVACCA P	L (0,1,0)	2.2	4	4	4	1	2	-	-	-	11	13	11
GODOY R		2.0	1	-	-	1	1	-	-	-	5	8	30
Totals:		7.0	9	7	7	2	5	-	-	-	27	33	71

MIGLIAVACCA Pablo faced 3 batters in the 6th inning

Hit by pitch - JPN 1 - ZARA J by ONODERA S; ARG 0 - OKAWA R by MIGLIAVACCA P

Technical Commissioners:

Umpires: (PL) CARTER Jason (AUS) (1B) SONMEZ Galip (GER)
(2B) PORTEOUS Mark (NZL) (3B) LOPEZ William (PUR)

Scorekeepers: HOGETOORN Linda (NED) XUE Min (CHN) YAGI Miyoko (JPN)

Length of game: 2h 36min

Conditions: Attendance: Temperature: 35°C/95°F Humidity:

Legend:			
*	Substitutions	1B	First base
A	Assists	AB	At bats
BK/ILP	Balks/Illegal pitches	C	Catcher
DP	Double plays/Designated Player	CF	Center Fielder
H	Hits	E	Errors
LF	Left Fielder	IP	Innings pitched
PH	Pinch hitter	NP	Number of pitches
R	Runs	Pos.	Position
SO	Strikeouts	RF	Right Fielder
		W	Win
		3B	Third base
		BF	Batters faced
		ER	Earned runs allowed
		L	Loss
		P	Pitcher
		PR	Pinch Runner
		S	Save
		WP	Wild pitches

REVISED

Statistics have been updated.

Timing and Results provided by Tissot

SBLMTEAM9-----GPA-000600--_73 v2.0

Report Created SAT 9 AUG 2025 8:33

Page 2/2



TWG
2025
CHENGDU



SOFTBALL

Women



Team Roster

As of TUE 12 AUG 2025

AUS - Australia

No.	Name	Date of Birth	Height m / ft in	Pos.	Bat Hand	Throw Hand	Club
5	ADAMS Neve	21 JUN 2004	1.69/5'7"	C	R	R	
7	WRIXON Grace	21 FEB 2002	1.73/5'8"	P/OF	R	R	
8	HOOD Georgia	8 NOV 2000	1.68/5'6"	IF	R	R	
11	KEEVERS Shannon	30 OCT 1998	1.74/5'9"	OF	L	L	
12	ADKINS Pippa	27 OCT 2000	1.77/5'10"	OF	L	L	
15	REDDACLIFF Jayme	15 AUG 1995	1.78/5'10"	P	R	R	
17	ELLIOTT Olivia	6 AUG 2003	-	OF	R	R	
18	SCOTT Madison	22 JUN 2000	1.72/5'8"	IF	L	R	
20	KUZMINSKI Olivia	4 MAR 2002	1.70/5'7"	IF	R	R	
21	WHITEFIELD Tamieka	12 MAR 1999	1.71/5'7"	U	R	R	
23	STEWART Brooke	13 JUN 2001	1.64/5'5"	C	R	R	
32	PARNABY Kaia	14 JUL 1990	1.70/5'7"	P	L	L	
42	WHATMAN Shaylan	14 SEP 2000	1.73/5'8"	IF	R	R	
53	LAMB Kandra	19 NOV 1999	1.85/6'1"	P	R	R	
79	TRIM Jenna	28 SEP 2000	1.78/5'10"	IF	R	R	

Team average:

1.73/5'8"

Head Coach:

PORTER Kerrie

Coach:

HARDING Tanya

LUCAS Benjamin Todd

TOLLENAERE Kym

Team Officials:

DUNN Jacqui

MITCHELL Kathy

Legend:

- Information not available
L Bats/Throws Left Handed
P Pitcher
U Utility

C Catcher
No. Uniform number
Pos. Position

IF Infielder
OF Outfielder
R Bats/Throws Right Handed



Team Roster

As of TUE 12 AUG 2025

CAN - Canada

No.	Name	Date of Birth	Height m / ft in	Pos.	Bat Hand	Throw Hand	Club
2	WIDEMAN Natalie	11 JAN 1992	-	C	R	R	
3	POLIDORI Erika	26 JAN 1992	-	OF	R	L	
5	PILGRIM Callum	16 MAY 1997	-	OF	R	R	
7	FORMAN Logan	12 MAY 2005	-	IF	R	R	
8	REIMER Morgan	2 JUL 2006	-	P	R	R	
10	TEPERSON Annabel	1 OCT 2003	-	P	R	R	
13	HICKS Zoe	28 JAN 1998	-	IF	L	R	
14	LEUNG Janet	25 APR 1994	-	IF	R	R	
18	BODRUG Dawn	17 DEC 1999	-	P	R	R	
19	ENTZMINGER Emma	11 JAN 1996	-	IF	R	R	
26	FRANKLIN Larissa	26 MAR 1993	-	OF	L	R	
44	JONES Kianna	2 MAR 2001	-	OF	R	R	
72	WONG Caitlyn Claire Winnie	7 JUL 2002	-	IF	R	R	
77	MESSMER Grace	27 MAY 2001	-	IF	R	R	
99	RACKEL Morgan	6 NOV 1997	-	P	L	R	

Team average:

NaN/

Head Coach:

RAFTER Kaleigh

Coach:

CONRAD Christian (USA)

JONES Chris

LYE Joey

Team Officials:

BALLANTYNE Angela

GHOBRIAL Natalie

NEILES Scott

Legend:

- Information not available
L Bats/Throws Left Handed
P Pitcher

C Catcher
No. Uniform number
Pos. Position

IF Infielder
OF Outfielder
R Bats/Throws Right Handed



Team Roster

As of TUE 12 AUG 2025

CHN - People's Republic of China

No.	Name	Date of Birth	Height m / ft in	Pos.	Bat Hand	Throw Hand	Club
3	WEI Yuchen	24 JUL 2003	-	P	L	L	
7	XI Kailin	23 MAY 1995	-	C	L	R	
8	LI Jiaqi	17 OCT 1994	-	IF	L	R	
10	XIE Yue	23 OCT 1996	-	IF	R	R	
12	WANG Yuan	20 DEC 2000	-	OF	R	R	
15	WANG Bei	12 APR 1996	-	IF	L	R	
18	SANG Yajuan	13 JAN 1999	-	OF	R	R	
20	LU Xiaomin	12 JUL 2000	-	IF	L	R	
22	LIU Caihong	24 FEB 2004	-	P	R	R	
23	GUI Yuanyuan	2 OCT 2000	-	IF	L	R	
25	YAN Siyu	25 SEP 1994	-	OF	L	R	
39	XIE Jiaxin	15 APR 1999	-	IF	L	R	
42	CHAI Yinan	2 APR 2001	-	P	R	R	
52	HE Xiaoyan	28 MAY 2000	-	OF	L	L	
55	REN Min	27 DEC 1999	-	C	L	R	

Team average:

NaN/

Head Coach:

TANG Changdong

Coach:

YANG Jie

ZHANG Weihong

Team Officials:

GAO Xue

LIU Dongsan

ZHENG Lu

Legend:

- Information not available
L Bats/Throws Left Handed
P Pitcher

C Catcher
No. Uniform number
Pos. Position

IF Infielder
OF Outfielder
R Bats/Throws Right Handed



Team Roster

As of TUE 12 AUG 2025

JPN - Japan

No.	Name	Date of Birth	Height m / ft in	Pos.	Bat Hand	Throw Hand	Club
2	MIWA Sakura	1 OCT 1998	-	P	R	R	
3	KUDO Kanna	3 APR 1999	-	IF	L	R	
6	ISHIKAWA Kyoko	28 MAY 1996	-	IF	L	R	
7	SAKAMOTO Yui	22 APR 1996	-	C	R	R	
10	NAITO Minori	26 APR 1994	-	IF	R	R	
11	KAMATA Yuuki	22 NOV 1995	-	IF	L	R	
15	KAROJI Ayana	16 SEP 2000	-	OF	R	R	
16	HAMAMURA Yukari	23 JUN 1995	1.71/5'7"	P	R	R	
17	UENO Yukiko	22 JUL 1982	-	P	R	R	
22	FUJIMORI Natsumi	22 MAY 1999	-	OF	L	R	
23	FUJIMOTO Urara	12 JAN 1999	-	OF	L	R	
24	KIRIISHI Yume	12 DEC 1999	-	C	R	R	
25	AGATSUMA Haruka	18 DEC 1994	1.73/5'8"	C	R	R	
26	TSUKAMOTO Hotaru	17 OCT 1999	-	OF	L	R	
27	GOTO Miu	2 MAR 2001	-	P	L	L	

Team average:

1.72/5'8"

Head Coach:

UTSUGI Reika

Coach:

MATSUDA Hikaru

YAMAMOTO Yu

Team Officials:

AMBE Yoko

GAO Ping (CHN)

LI Kaori

MURAKAMI Junichi

OTA Minori

TAJIMA Momoe

YABATA Shinsuke

YANAGAWA Naoko

Legend:

- Information not available
L Bats/Throws Left Handed
P Pitcher

C Catcher
No. Uniform number
Pos. Position

IF Infielder
OF Outfielder
R Bats/Throws Right Handed



Team Roster

As of TUE 12 AUG 2025

NED - Netherlands

No.	Name	Date of Birth	Height m / ft in	Pos.	Bat Hand	Throw Hand	Club
2	MAXIMILIANA Thaima	1 OCT 2007	-	U	R	R	
4	HOP Lisa	19 OCT 1998	-	U	R	R	
5	VAN DALEN Maxime	15 MAR 1996	-	U	L	L	
7	JANSEN Annemiek	26 SEP 1996	-	U	L	L	
8	DRIJVERS Sietske	12 APR 2004	-	U	R	R	
9	VAN AALST Jessie	25 MAY 1992	-	U	L	L	
11	VAN GURP Suka	23 SEP 1994	-	U	R	R	
16	CHARLES Damishah	15 OCT 1997	-	U	R	R	
17	GIRIGORIE J'Dah Catherine Genevieve	17 DEC 2005	-	U	R	R	
18	VONK Britt Agatha	11 APR 1991	-	U	R	L	
19	VOORTMAN Eva	29 NOV 1992	-	U	L	L	
21	BEERS Brenda	13 DEC 1996	-	U	R	L	
25	VAN DER ZANDEN Cindy	10 JUL 1993	-	U	R	R	
28	UYTENDAAL Nicky	28 MAR 2001	-	U	L	R	
47	WISSINK Laura	7 JUL 1997	-	U	R	R	

Team average:

NaN/

Head Coach:

KOSTERINK Saskia

Coach:

SMITH Mark (CAN)

STUIJ Jut

VLEUGELS Marielle

Team Official:

CROUWEL Marijn

Legend:

- Information not available

L

Bats/Throws Left Handed

No.

Uniform number

Pos. Position

R

Bats/Throws Right Handed

U

Utility

Timing and Results provided by Tissot

SBLWTEAM9-----_33_SBLWTEAM9--NED01 v1.0

Report Created TUE 12 AUG 2025 15:58

Page 1/1



Team Roster

As of TUE 12 AUG 2025

PUR - Puerto Rico

No.	Name	Date of Birth	Height m / ft in	Pos.	Bat Hand	Throw Hand	Club
3	CARTER Nia Denise	14 MAY 2001	-	OF	L	R	
4	MARTINEZ Janelle	27 SEP 2003	-	U	R	R	
5	ROSARIO RODRIGUEZ Valeria Angelica	1 NOV 2005	-	IF	R	R	
8	OCASIO Aleshia	15 AUG 1996	-	U	L	R	
9	ROMAN Tatianna	3 MAR 2003	-	OF	L	R	
10	BUCHER Keira	7 OCT 2004	-	P	R	R	
16	CINTRON Macey	16 DEC 2005	-	P/IF	R	R	
18	FURBUSH Aynslie Grace	20 DEC 2001	-	P	R	R	
19	RIVERA Alanah Joy	17 SEP 2001	-	IF	R	R	
20	BERMUDEZ Alexis Ruby	28 NOV 1999	1.65/5'5"	P	R	R	
21	GARCIA Kathyria	6 NOV 2003	-	U	B	R	
27	CORDOVA Odalys	20 APR 2000	-	IF	R	R	
32	RODRIGUEZ Kairi	23 SEP 2003	-	C	R	R	
52	TABOAS Luna Maria	3 DEC 2007	-	U	L	R	
88	ORTIZ MARTINEZ Camille Nahir	12 JAN 2005	-	C/IF	R	R	

Team average:

1.65/5'5"

Head Coach:

SANTOS David (USA)

Coach:

LEON Carlos (USA)

Team Officials:

ROSADO Clarisa (USA)

VELAZQUEZ Tommy (USA)

Legend:

- Information not available
IF Infielder
OF Outfielder
R Bats/Throws Right Handed

B Both
L Bats/Throws Left Handed
P Pitcher
U Utility

C Catcher
No. Uniform number
Pos. Position



Team Roster

As of TUE 12 AUG 2025

TPE - Chinese Taipei

No.	Name	Date of Birth	Height m / ft in	Pos.	Bat Hand	Throw Hand	Club
1	SHEN Chia-Wen	29 MAY 1995	-	OF	L	R	
2	KE Hsia-Ai	7 JAN 2003	-	P	R	R	
4	LI Szu-Shih	27 FEB 1992	-	C	R	R	
6	HO Yi-Fan	7 AUG 1998	-	IF	R	R	
7	CHEN Ching-Yu	20 APR 2002	-	P	R	R	
9	SU Yi-Hsuan	9 JAN 1997	-	IF	R	R	
10	CHIANG Ting-En	5 MAY 2001	-	OF	L	R	
11	YEH Kuei-Ping	6 APR 2005	-	OF	R	R	
13	YANG An-Chi	24 SEP 2001	-	IF	L	R	
22	LIU Hsuan	17 AUG 1998	-	IF	L	R	
31	CHEN Chia-Yi	31 DEC 1995	-	IF	L	R	
33	CHU Yi-Shan	21 OCT 2003	-	P	L	R	
38	TU Ya-Ting	12 DEC 1999	-	P	R	R	
55	LIN Feng-Chen	20 SEP 1993	-	OF	L	R	
59	LIN Chih-Ying	22 JUN 1997	-	IF	R	R	

Team average:

NaN/

Team Manager:

CHANG Chia-Hsing

Coach:

CHIANG Tzu-Lin

FU Ping-Ching

HAN Hsin-Lin

LIN Pei-Chun

Legend:

- Information not available
L Bats/Throws Left Handed
P Pitcher

C Catcher
No. Uniform number
Pos. Position

IF Infielder
OF Outfielder
R Bats/Throws Right Handed



TEST REPORT
DO NOT DISTRIBUTE

Team Roster

REVISED
13 AUG 8:58

As of WED 13 AUG 2025

USA - United States of America

No.	Name	Date of Birth	Height m / ft in	Pos.	Bat Hand	Throw Hand	Club
1	WALLACE Skylar	4 JAN 2000	-	IF	L	R	
3	CARDA Ally	15 JAN 1993	-	P/IF	R	R	
7	BRADY Maya	1 JUN 2001	-	OF	L	R	
10	COLEMAN Jayda	27 SEP 2001	-	OF	L	L	
18	LORENZ Amanda	25 APR 1997	-	OF	L	L	
21	GARCIA Rachel	30 MAR 1997	-	P/IF	R	R	
22	JEFFERSON Janae	3 FEB 1999	-	IF	L	R	
23	JENNINGS Tiare	5 JUN 2002	-	IF	R	R	
24	FARAIMO Megan	14 JUL 2000	-	P/IF	R	R	
27	JAQUISH Sj	9 JAN 1995	-	U	R	R	
28	MAXWELL Kelly	11 APR 2000	-	P	L	L	
30	WARREN Jessie	12 DEC 1995	-	IF	R	R	
34	MULIPOLA Dejah	19 FEB 1998	-	C	R	R	
37	FLIPPEN Hannah	7 MAR 1995	-	IF	R	R	
48	NICKLES Bubba	8 MAR 1998	-	OF	R	R	

Team average: 0.00/0'0"

Head Coach: GASSO Patty
Coach: GASSO Jt
KRETSCHMAN Kelly
ROCHA Jen

Team Officials: BARGFELDT John
GASSO Jim
HANSEN Kinzie
IBARRA JR Alex
KILFOYL Alexis
LEACH Aubrey
MAHONEY Dee
SEBREN Chris
URBAN Jordan Nicole

Legend:

-	Information not available	C	Catcher	IF	Infielder
L	Bats/Throws Left Handed	No.	Uniform number	OF	Outfielder
P	Pitcher	Pos.	Position	R	Bats/Throws Right Handed
U	Utility				

REVISED

Player name has been updated.

Timing and Results provided by Tissot

SBLWTEAM9-----_33_SBLWTEAM9---USA01 v2.0

Report Created WED 13 AUG 2025 8:58

Page 1/1



Tournament Summary

As of SUN 17 AUG 2025

Preliminary Round

A					Games			Runs		W/L%	GB
	USA	TPE	NED	CHN	Played	Won	Lost	For	Against		
USA		4-0	8-1	8-1	3	3	0	20	2	1.000	-
TPE	0-4		2-0	8-1	3	2	1	10	5	.667	1.0
NED	1-8	0-2		3-1	3	1	2	4	11	.333	2.0
CHN	1-8	1-8	1-3		3	0	3	3	19	.000	3.0

B					Games			Runs		W/L%	GB
	CAN	JPN	AUS	PUR	Played	Won	Lost	For	Against		
CAN		2-1	9-0	11-9	3	3	0	22	10	1.000	-
JPN	1-2		10-3	7-0	3	2	1	18	5	.667	1.0
AUS	0-9	3-10		9-1	3	1	2	12	20	.333	2.0
PUR	9-11	0-7	1-9		3	0	3	10	27	.000	3.0

Semifinals	Finals	Medals
United States of America (USA)		
Japan (JPN)	United States of America	Gold Medal
Canada (CAN)	5 - 0	United States of America (USA)
Chinese Taipei (TPE)	Chinese Taipei	Silver Medal
	4 - 6	Chinese Taipei (TPE)
	Japan	Bronze Medal
	Canada	Japan (JPN)
		11 - 1

5-8 Classification Round

Australia (AUS)			
People's Republic of China (CHN)	Australia		
Netherlands (NED)	4 - 3		
Puerto Rico (PUR)	Puerto Rico		
	1 - 3		
	People's Republic of China		
	Netherlands		

Rank	Team
1	United States
2	Chinese Taipei
3	Japan
4	Canada
5	Australia
5	China
5	Netherlands
5	Puerto Rico

Legend:

GB Games behind W/L% Win/loss percentage



Medallists

GOLD	SILVER	BRONZE
USA - United States of America	TPE - Chinese Taipei	JPN - Japan
1 WALLACE Skylar	1 SHEN Chia-Wen	2 MIWA Sakura
3 CARDA Ally	2 KE Hsia-Ai	3 KUDO Kanna
7 BRADY Maya	4 LI Szu-Shih	6 ISHIKAWA Kyoko
10 COLEMAN Jayda	6 HO Yi-Fan	7 SAKAMOTO Yui
18 LORENZ Amanda	7 CHEN Ching-Yu	10 NAITO Minori
21 GARCIA Rachel	9 SU Yi-Hsuan	11 KAMATA Yuuki
22 JEFFERSON Janae	10 CHIANG Ting-En	15 KAROJI Ayana
23 JENNINGS Tiare	11 YEH Kuei-Ping	16 HAMAMURA Yukari
24 FARAIMO Megan	13 YANG An-Chi	17 UENO Yukiko
27 JAQUISH Sj	22 LIU Hsuan	22 FUJIMORI Natsumi
28 MAXWELL Kelly	31 CHEN Chia-Yi	23 FUJIMOTO Urara
30 WARREN Jessie	33 CHU Yi-Shan	24 KIRIISHI Yume
34 MULIPOLA Dejah	38 TU Ya-Ting	25 AGATSUMA Haruka
37 FLIPPEN Hannah	55 LIN Feng-Chen	26 TSUKAMOTO Hotaru
48 NICKLES Bubba	59 LIN Chih-Ying	27 GOTO Miu



Starting Line-Up

JPN - Japan

No. Player	Pos.	B/T	AVG	GP	GS	AB	R	H	2B	3B	HR	RBI	SLG%	BB	HBP	SO	OB%	SB	ATT.
6 ISHIKAWA Kyoko	SS	L/R	.231	4	5	13	5	3	2	-	-	2	.385	2	-	2	.333	1	1
11 KAMATA Yuuki	2B	L/R	.222	4	5	9	1	2	-	-	-	-	.222	2	-	2	.364	-	1
22 FUJIMORI Natsumi	RF	L/R	.250	4	5	12	5	3	1	-	1	4	.583	3	-	2	.400	2	2
10 NAITO Minori	1B	R/R	.357	4	5	14	1	5	-	-	-	6	.357	-	-	1	.357	-	0
7 SAKAMOTO Yui	3B	R/R	.308	4	5	13	3	4	1	-	-	1	.385	-	-	2	.308	-	0
25 AGATSUMA Haruka	C	R/R	.000	4	4	5	2	-	-	-	-	-	.000	1	-	-	.167	-	0
3 KUDO Kanna	DP	L/R	.333	3	2	6	1	2	1	-	1	4	1.000	1	-	-	.429	-	0
23 FUJIMOTO Urara	LF	L/R	.200	4	5	10	1	2	-	-	-	-	.200	1	-	1	.273	-	0
15 KAROJI Ayana	CF	R/R	.200	4	5	10	2	2	-	-	-	-	.200	1	1	4	.333	2	2

No. Starting Pitcher	ERA	W	L	GP	GS	CG	IP	H	R	ER	BB	SO	B/AVG	WP	BK/ILP	HBP
17 UENO Yukiko	3.50	-	-	3	2	-	8.0	8	4	4	1	8	.250	-	-	1

CAN - Canada

No. Player	Pos.	B/T	AVG	GP	GS	AB	R	H	2B	3B	HR	RBI	SLG%	BB	HBP	SO	OB%	SB	ATT.
19 ENTZMINGER Emma	3B	R/R	.500	4	5	10	5	5	-	1	1	3	1.000	3	2	-	.667	1	1
72 WONG Caitlyn Claire Winnie	DP	R/R	.333	4	5	12	2	4	-	-	-	2	.333	3	-	1	.467	-	0
77 MESSMER Grace	2B	R/R	.500	4	5	12	3	6	2	-	2	7	1.167	1	-	1	.500	-	0
44 JONES Kianna	RF	R/R	.357	4	5	14	4	5	1	-	1	3	.643	1	-	1	.400	-	0
3 POLIDORI Erika	LF	R/L	.250	4	5	12	2	3	-	-	-	2	.250	-	1	2	.286	-	0
14 LEUNG Janet	SS	R/R	.364	4	5	11	3	4	-	-	2	2	.909	-	2	-	.462	-	0
2 WIDEMAN Natalie	C	R/R	.182	4	5	11	2	2	1	-	-	3	.273	1	2	-	.357	-	0
5 PILGRIM Callum	CF	R/R	.333	3	3	3	1	1	-	-	-	1	.333	1	-	-	.500	-	0
13 HICKS Zoe	1B	L/R	.111	4	3	9	-	1	1	-	-	1	.222	1	-	-	.200	-	0

No. Starting Pitcher	ERA	W	L	GP	GS	CG	IP	H	R	ER	BB	SO	B/AVG	WP	BK/ILP	HBP
10 TEPERSON Annabel	0.00	1	-	1	2	-	4.0	5	-	-	-	1	.313	-	-	-



Starting Line-Up

JPN - Japan

Non-Starters

No.	Player	Pos.	B/T
2	MIWA Sakura	P	R/R
16	HAMAMURA Yukari	P	R/R
24	KIRIISHI Yume	C	R/R
26	TSUKAMOTO Hotaru	OF	L/R
27	GOTO Miu	P	L/L

Head Coach

UTSUGI Reika

Coach

MATSUDA Hikaru
YAMAMOTO Yu

CAN - Canada

Non-Starters

No.	Player	Pos.	B/T
7	FORMAN Logan	IF	R/R
8	REIMER Morgan	P	R/R
18	BODRUG Dawn	P	R/R
26	FRANKLIN Larissa	OF	L/R
99	RACKEL Morgan	P	L/R

Head Coach

RAFTER Kaleigh

Coach

CONRAD Christian
JONES Chris
LYE Joey

Umpires: SONMEZ Galip
PORTEOUS Mark
CARTER Jason
LOPEZ William

GER PL
NZL 1B
AUS 2B
PUR 3B

Technical Commissioners: PENFOLD Brooke AUS
XIE Xin CHN
ZHANG Xuan CHN

Scorekeepers: NAKAMURA Fuka JPN
TOKUI Akane JPN
XUE Min CHN

Note:
Visitor team is shown on the left.

Legend:					
1B	First base	2B	Doubles/Second base	3B	Triples/Third base
AVG	Batting average	ATT.	Stolen base attempts	B	Both
BB	Bases on balls	BK/ILP	Balks/Illegal Pitches	B/T	Bat/Throw Hand
CF	Center Fielder	CG	Completed Games	DP	Designated Player
ERA	Earned run average	GP	Games pitched/played	GS	Games started
HBP	Hit by pitch	HR	Home runs	IF	Infielder
L	Loss/left hand	LF	Left Fielder	No.	Uniform number
OF	Outfielder	P	Pitcher	Pos.	Position
RBI	Runs batted in	RF	Right Fielder	SB	Stolen bases
SO	Strikeouts	SS	Shortstop	W	Win
AB	At bats	B/AVG	Opponent batting average	C	Catcher
ER	Earned runs allowed	H	Hits	IP	Innings pitched/played
OB%	On base percentage	R	Runs/right hand	SLG%	Slugging percentage
WP	Wild pitches				



Results

JPN 11 - 1 CAN

	1	2	3	4	5	6	7	R	H	E	LOB
JPN - Japan	0	0	0	10	1	0	0	11	12	2	7
CAN - Canada	0	0	0	0	1	0	0	1	7	2	11

Japan (JPN)	Pos.	AB	R	H	RBI	BB	SO	PO	A	E
ISHIKAWA K	SS	3	2	2	1	1	-	2	-	-
KAMATA Y	2B	4	1	2	3	-	-	3	2	1
FUJIMORI N	RF	5	1	2	1	-	-	2	-	-
NAITO M	1B	4	2	2	-	-	-	3	-	-
SAKAMOTO Y	3B	3	1	2	2	-	-	3	2	-
AGATSUMA H	C	3	1	1	2	1	1	1	-	-
*KIRIISHI Y	C	-	-	-	-	-	-	1	-	-
KUDO K	DP	4	1	1	1	-	-	-	-	-
FUJIMOTO U	LF	1	1	-	-	2	1	3	-	-
*TSUKAMOTO H	PH	1	-	-	-	-	-	-	-	-
	LF	-	-	-	-	-	-	-	1	-
KAROJI A	CF	2	1	-	1	1	1	3	-	-
UENO Y	P	-	-	-	-	-	-	-	-	-
*MIWA S	P	-	-	-	-	-	-	-	-	1
*GOTO M	P	-	-	-	-	-	-	-	-	-
Totals:		30	11	12	11	5	3	21	5	2

Top 4th Temporary runner KUDO Kanna(re-enter) running for AGATSUMA Haruka
Bottom 4th MIWA Sakura to play pitcher for JPN substituting UENO Yukiko
Top 6th Pinch hitter TSUKAMOTO Hotaru hitting for FUJIMOTO Urara
Bottom 6th KIRIISHI Yume to play catcher for JPN substituting AGATSUMA Haruka
Bottom 6th TSUKAMOTO Hotaru remained in the game as left fielder
Bottom 7th GOTO Miu to play pitcher for JPN substituting MIWA Sakura

Canada (CAN)	Pos.	AB	R	H	RBI	BB	SO	PO	A	E
ENTZMINGER E	3B	4	-	-	-	-	-	1	1	-
WONG CCW	DP	3	1	2	1	1	-	-	-	-
MESSMER G	2B	4	-	-	-	-	-	4	1	1
JONES K	RF	4	-	1	-	-	1	3	-	-
POLIDORI E	LF	3	-	1	-	-	1	3	-	-
LEUNG J	SS	3	-	-	-	-	-	-	2	1
WIDEMAN N	C	1	-	-	-	-	-	2	-	-
*FORMAN L	PH	1	-	-	-	-	-	-	-	-
	C	1	-	1	-	-	-	2	1	-
PILGRIM C	CF	3	-	1	-	-	-	2	-	-
HICKS Z	1B	3	-	1	-	-	-	4	1	-
TEPERSON A	P	-	-	-	-	-	-	-	1	-
*REIMER M	P	-	-	-	-	-	-	-	-	-
*RACKEL M	P	-	-	-	-	-	-	-	-	-
*BODRUG D	P	-	-	-	-	-	-	-	-	-
Totals:		30	1	7	1	1	2	21	7	2

Top 4th REIMER Morgan to play pitcher for CAN substituting TEPERSON Annabel
Top 4th RACKEL Morgan to play pitcher for CAN substituting REIMER Morgan
Top 4th BODRUG Dawn to play pitcher for CAN substituting RACKEL Morgan
Bottom 4th Pinch hitter FORMAN Logan hitting for WIDEMAN Natalie
Top 5th FORMAN Logan remained in the game as catcher

Doubles - JPN 4 - AGATSUMA H, KAMATA Y, NAITO M, SAKAMOTO Y; CAN 1 - POLIDORI E

Home runs - JPN 0; CAN 1 - WONG CCW in 5th (1 RBI)

Sacrifice hits - JPN 3 - KAMATA Y, KAROJI A, SAKAMOTO Y; CAN 0

Japan (JPN)	W/L/S	IP	H	R	ER	BB	SO	HR	WP	BK/ILP	AB	BF	NP
UENO Y		3.0	2	-	-	1	1	-	-	-	12	14	56
MIWA S	W (1,0,0)	3.0	4	1	1	-	-	1	-	-	14	15	53
GOTO M		1.0	1	-	-	-	1	-	-	-	4	4	16
Totals:		7.0	7	1	1	1	2	1	-	-	30	33	125

UENO Yukiko faced 2 batters in the 4th inning

Canada (CAN)	W/L/S	IP	H	R	ER	BB	SO	HR	WP	BK/ILP	AB	BF	NP
TEPERSON A		3.1	2	1	1	1	-	-	-	-	9	14	50
REIMER M		0.0	1	5	5	4	-	-	-	-	1	4	20
RACKEL M		0.0	4	4	4	-	-	-	-	-	4	5	22
BODRUG D	L (0,2,1)	3.2	5	1	1	-	3	-	-	-	16	16	55
Totals:		7.0	12	11	11	5	3	-	-	-	30	39	147

RACKEL Morgan faced 6 batters in the 4th inning

REIMER Morgan faced 5 batters in the 4th inning

Hit by pitch - JPN 2 - POLIDORI E by UENO Y, LEUNG J by MIWA S; CAN 1 - ISHIKAWA K by TEPERSON A



Results

Technical Commissioners:	PENFOLD Brooke (AUS)	XIE Xin (CHN)	ZHANG Xuan (CHN)
Umpires:	(PL) SONMEZ Galip (GER) (2B) CARTER Jason (AUS)	(1B) PORTEOUS Mark (NZL) (3B) LOPEZ William (PUR)	
Scorekeepers:	NAKAMURA Fuka (JPN)	TOKUI Akane (JPN)	XUE Min (CHN)
Length of game:	2h 22min	Attendance:	
Conditions:	Few clouds	Temperature: 29°C/84°F	Humidity:

Legend:							
*	Substitutions	1B	First base	2B	Second base	3B	Third base
A	Assists	AB	At bats	BB	Bases on balls	BF	Batters faced
BK/ILP	Balks/Illegal pitches	C	Catcher	CF	Center Fielder		
DP	Double plays/Designated Player	E	Errors	ER	Earned runs allowed		
H	Hits	IP	Innings pitched	L	Loss		
LF	Left Fielder	NP	Number of pitches	P	Pitcher		
PH	Pinch hitter	Pos.	Position	R	Runs		
RBI	Runs batted in	S	Save	SO	Strikeouts		
SS	Shortstop	WP	Wild pitches				
		HR	Home runs				
		LOB	Left on base				
		PO	Put outs				
		RF	Right Fielder				
		W	Win				



Starting Line-Up

USA - United States of America

No. Player	Pos.	B/T	AVG	GP	GS	AB	R	H	2B	3B	HR	RBI	SLG%	BB	HBP	SO	OB%	SB	ATT.
10 COLEMAN Jayda	CF	L/L	.429	4	5	14	3	6	-	-	-	-	.429	2	-	1	.500	1	1
23 JENNINGS Tiare	SS	R/R	.375	4	5	16	6	6	1	-	2	5	.813	1	-	2	.412	-	0
1 WALLACE Skylar	1B	L/R	.182	4	4	11	2	2	-	-	2	6	.727	-	1	2	.250	-	0
7 BRADY Maya	RF	L/R	.333	4	5	12	5	4	-	-	1	1	.583	2	-	2	.429	1	1
30 WARREN Jessie	3B	R/R	.250	4	3	8	1	2	-	-	1	2	.625	1	-	1	.333	-	0
18 LORENZ Amanda	DP	L/L	.167	4	5	12	1	2	1	-	-	1	.250	1	-	-	.231	-	0
48 NICKLES Bubba	LF	R/R	.333	4	4	9	2	3	-	-	-	1	.333	1	-	2	.400	-	0
27 JAQUISH Sj	C	R/R	.250	3	2	4	1	1	-	-	-	-	.250	1	-	-	.400	-	0
22 JEFFERSON Janae	2B	L/R	.583	4	5	12	-	7	-	-	-	4	.583	-	-	-	.583	1	2

No. Starting Pitcher	ERA	W	L	GP	GS	CG	IP	H	R	ER	BB	SO	B/AVG	WP	BK/ILP	HBP
24 FARAIMO Megan	0.00	1	-	2	2	-	5.0	-	-	-	3	7	.000	-	-	-

TPE - Chinese Taipei

No. Player	Pos.	B/T	AVG	GP	GS	AB	R	H	2B	3B	HR	RBI	SLG%	BB	HBP	SO	OB%	SB	ATT.
22 LIU Hsuan	2B	L/R	.154	4	5	13	1	2	-	-	-	-	.154	-	-	3	.154	-	0
55 LIN Feng-Chen	RF	L/R	.385	4	5	13	3	5	-	-	1	2	.615	1	-	5	.429	-	0
1 SHEN Chia-Wen	LF	L/R	.333	4	5	12	4	4	1	-	-	-	.417	1	-	2	.385	-	0
4 LI Szu-Shih	C	R/R	.571	4	5	14	4	8	2	-	2	7	1.143	-	-	1	.571	-	0
31 CHEN Chia-Yi	1B	L/R	.308	4	5	13	2	4	1	-	-	2	.385	-	1	3	.357	1	1
59 LIN Chih-Ying	DP	R/R	.222	4	4	9	-	2	-	-	-	1	.222	-	-	1	.222	-	0
10 CHIANG Ting-En	CF	L/R	.556	4	5	9	-	5	-	-	-	3	.556	-	1	-	.545	-	1
9 SU Yi-Hsuan	SS	R/R	.000	4	5	9	-	-	-	-	-	-	.000	-	-	3	.000	1	1
6 HO Yi-Fan	3B	R/R	.000	4	5	8	-	-	-	-	-	-	.000	1	-	4	.111	-	0

No. Starting Pitcher	ERA	W	L	GP	GS	CG	IP	H	R	ER	BB	SO	B/AVG	WP	BK/ILP	HBP
7 CHEN Ching-Yu																



Starting Line-Up

USA - United States of America

Non-Starters			
No.	Player	Pos.	B/T
3	CARDA Ally	P/IF	R/R
21	GARCIA Rachel	P/IF	R/R
28	MAXWELL Kelly	P	L/L
34	MULIPOLA Dejah	C	R/R
37	FLIPPEN Hannah	IF	R/R

Head Coach

GASSO Patty

Coach

GASSO Jt
KRETSCHMAN Kelly
ROCHA Jen

TPE - Chinese Taipei

Non-Starters			
No.	Player	Pos.	B/T
2	KE Hsia-Ai	P	R/R
11	YEH Kuei-Ping	OF	R/R
13	YANG An-Chi	IF	L/R
33	CHU Yi-Shan	P	L/R
38	TU Ya-Ting	P	R/R

Head Coach

CHANG Chia-Hsing

Coach

CHIANG Tzu-Lin
FU Ping-Ching
HAN Hsin-Lin
LIN Pei-Chun

Umpires: GAUDREAU Genevieve
KAJARUNA Tony
ZIDEK Michal
YABE Miki

CAN PL
NZL 1B
CZE 2B
JPN 3B

Technical Commissioners: KERR Cathy AUS
SANNA Giovanni ITA
TSUKIOKA Shuro JPN

Scorekeepers: CAI Yi Jhen TPE
HOGETOORN Linda NED
YAGI Miyoko JPN

Note:
Visitor team is shown on the left.

Legend:					
1B	First base	2B	Doubles/Second base	3B	Triples/Third base
AVG	Batting average	ATT.	Stolen base attempts	B	Both
BB	Bases on balls	BK/ILP	Balks/Illegal Pitches	B/T	Bat/Throw Hand
CF	Center Fielder	CG	Completed Games	DP	Designated Player
ERA	Earned run average	GP	Games pitched/played	GS	Games started
HBP	Hit by pitch	HR	Home runs	IF	Infielder
L	Loss/left hand	LF	Left Fielder	No.	Uniform number
OF	Outfielder	P	Pitcher	Pos.	Position
RBI	Runs batted in	RF	Right Fielder	SB	Stolen bases
SO	Strikeouts	SS	Shortstop	U	Utility
WP	Wild pitches			AB	At bats
				B/AVG	Opponent batting average
				C	Catcher
				ER	Earned runs allowed
				H	Hits
				IP	Innings pitched/played
				OB%	On base percentage
				R	Runs/right hand
				SLG%	Slugging percentage
				W	Win



Results

USA 5 - 0 TPE

	1	2	3	4	5	6	7	R	H	E	LOB
USA - United States of America	0	3	0	0	0	0	2	5	10	0	5
TPE - Chinese Taipei	0	0	0	0	0	0	0	0	3	1	4

United States of America (USA)	Pos.	AB	R	H	RBI	BB	SO	PO	A	E
COLEMAN J	CF	3	-	1	-	-	1	2	-	-
*GARCIA R	PH	1	-	-	-	-	-	-	-	-
JENNINGS T	SS	4	1	2	-	-	-	1	-	-
WALLACE S	1B	3	-	-	-	-	-	4	-	-
	2B	1	1	1	2	-	-	-	1	-
BRADY M	RF	3	-	-	-	-	-	-	-	-
	DP	-	-	-	-	-	-	-	-	-
*MULIPOLA D	PH	1	-	-	-	-	-	-	-	-
	DP	-	-	-	-	-	-	-	-	-
*MULIPOLA D	C	-	-	-	-	-	-	2	-	-
WARREN J	3B	3	-	1	-	-	-	1	-	-
LORENZ A	DP	2	1	2	-	1	-	-	-	-
	RF	-	-	-	-	-	-	-	-	-
NICKLES B	LF	3	1	1	-	-	-	1	-	-
JAQUISH S	C	3	1	1	3	-	-	8	-	-
	DP	-	-	-	-	-	-	-	-	-
JEFFERSON J	2B	1	-	1	-	-	-	-	-	-
*FLIPPEN H	2B	1	-	-	-	-	-	1	-	-
	1B	1	-	-	-	-	-	1	-	-
FARAIMO M	P	-	-	-	-	-	-	-	2	-
Totals:		30	5	10	5	1	1	21	3	-

Chinese Taipei (TPE)	Pos.	AB	R	H	RBI	BB	SO	PO	A	E
LIU H	2B	3	-	1	-	-	2	4	2	-
LIN FC	RF	1	-	-	-	-	1	1	-	-
*YEH KP	RF	2	-	1	-	-	-	3	-	-
SHEN CW	LF	3	-	1	-	-	-	2	-	-
LI SS	C	3	-	-	-	-	2	1	1	-
CHEN CY	1B	3	-	-	-	-	3	3	-	-
LIN CY	DP	3	-	-	-	-	-	-	-	-
CHIANG TE	CF	2	-	-	-	-	-	3	-	-
*YANG AC	PH	1	-	-	-	-	1	-	-	-
SU YH	SS	2	-	-	-	-	1	2	2	-
HO YF	3B	1	-	-	-	1	-	2	-	1
CHEN CY	P	-	-	-	-	-	-	-	-	-
*CHU YS	P	-	-	-	-	-	-	-	-	-
Totals:		24	-	3	-	1	10	21	5	1

Bottom 3rd FLIPPEN Hannah to play second baseman for USA substituting JEFFERSON Janae

Bottom 6th FLIPPEN Hannah moved to first baseman

Bottom 6th WALLACE Skylar moved to second baseman

Bottom 6th LORENZ Amanda moved to right fielder

Bottom 6th BRADY Maya moved to designated player

Top 7th Pinch hitter GARCIA Rachel hitting for COLEMAN Jayda

Top 7th Pinch hitter MULIPOLA Dejah hitting for BRADY Maya

Bottom 7th COLEMAN Jayda returned to center fielder

Bottom 7th MULIPOLA Dejah remained in the game as designated player

Bottom 7th GARCIA Rachel came out of the field of play

Bottom 7th MULIPOLA Dejah moved to catcher

Bottom 7th JAQUISH S moved to designated player

Top 2nd YEH Kuei-Ping to play right fielder for TPE substituting LIN Feng-Chen

Top 2nd CHU Yi-Shan to play pitcher for TPE substituting CHEN Ching-Yu

Bottom 7th Pinch hitter YANG An-Chi hitting for CHIANG Ting-En

Doubles - USA 0; TPE 1 - LIU H

Home runs - USA 2 - JAQUISH S in 2nd (3 RBI), WALLACE S in 7th (2 RBI); TPE 0

Caught stealing - USA 1 - JEFFERSON J; TPE 0

Grounded into double play - USA 1 - JAQUISH S; TPE 0

Double plays - USA 0; TPE 1 - CHEN CY, LIU H, SU YH

Passed balls - USA 1 - JAQUISH S; TPE 0



Results

United States of America (USA)	W/L/S	IP	H	R	ER	BB	SO	HR	WP	BK/ILP	AB	BF	NP
FARAIMO M	W (2,0,0)	7.0	3	-	-	1	10	-	1	-	24	25	97
Totals:		7.0	3	-	-	1	10	-	1	-	24	25	97

Chinese Taipei (TPE)	W/L/S	IP	H	R	ER	BB	SO	HR	WP	BK/ILP	AB	BF	NP
CHEN CY	L (0,1,0)	1.2	3	3	3	1	-	1	-	-	8	9	36
CHU YS		5.1	7	2	2	-	1	1	-	-	22	22	79
Totals:		7.0	10	5	5	1	1	2	-	-	30	31	115

CHEN Ching-Yu faced 4 batters in the 2nd inning

Technical Commissioners:

Umpires: (PL) GAUDREAU Genevieve (CAN) (1B) KAIARUNA Tony (NZL)
(2B) ZIDEK Michal (CZE) (3B) YABE Miki (JPN)

Scorekeepers: CAI Yi Jhen (TPE) HOGETOORN Linda (NED) YAGI Miyoko (JPN)

Length of game: 2h 1min
Conditions: Few clouds
Attendance:
Temperature: 30°C/86°F
Humidity:

Legend:							
*	Substitutions	1B	First base	2B	Second base	3B	Third base
A	Assists	AB	At bats	BB	Bases on balls	BF	Batters faced
BK/ILP	Balks/Illegal pitches	C	Catcher	CF	Center Fielder		
DP	Double plays/Designated Player			E	Errors	ER	Earned runs allowed
H	Hits	HR	Home runs	IP	Innings pitched	L	Loss
LF	Left Fielder	LOB	Left on base	NP	Number of pitches	P	Pitcher
PH	Pinch hitter	PO	Put outs	Pos.	Position	R	Runs
RBI	Runs batted in	RF	Right Fielder	S	Save	SO	Strikeouts
SS	Shortstop	W	Win	WP	Wild pitches		



REVISED
17 AUG 9:10

Starting Line-Up

JPN - Japan

No. Player	Pos.	B/T	AVG	GP	GS	AB	R	H	2B	3B	HR	RBI	SLG%	BB	HBP	SO	OB%	SB	ATT.
6 ISHIKAWA Kyoko	SS	L/R	.375	3	4	8	5	3	2	-	-	2	.625	2	-	-	.500	1	1
11 KAMATA Yuuki	2B	L/R	.333	3	4	6	1	2	-	-	-	-	.333	2	-	-	.500	-	1
22 FUJIMORI Natsumi	RF	L/R	.250	3	4	8	3	2	1	-	1	4	.750	2	-	1	.400	1	1
10 NAITO Minori	1B	R/R	.444	3	4	9	-	4	-	-	-	5	.444	-	-	-	.444	-	0
7 SAKAMOTO Yui	3B	R/R	.300	3	4	10	2	3	1	-	-	1	.400	-	-	1	.300	-	0
24 KIRIISHI Yume	C	R/R	.500	3	2	2	1	1	1	-	-	1	1.000	2	-	-	.750	-	0
3 KUDO Kanna	DP	L/R	.667	2	1	3	1	2	1	-	1	4	2.000	-	-	-	.667	-	0
23 FUJIMOTO Urara	LF	L/R	.143	3	4	7	1	1	-	-	-	-	.143	1	-	-	.250	-	0
15 KAROJI Ayana	CF	R/R	.250	3	4	8	2	2	-	-	-	-	.250	-	-	2	.250	1	1

No. Starting Pitcher	ERA	W	L	GP	GS	CG	IP	H	R	ER	BB	SO	B/AVG	WP	BK/ILP	HBP
17 UENO Yukiko	0.00	-	-	2	1	-	3.0	-	-	-	-	4	.000	-	-	-

USA - United States of America

No. Player	Pos.	B/T	AVG	GP	GS	AB	R	H	2B	3B	HR	RBI	SLG%	BB	HBP	SO	OB%	SB	ATT.
10 COLEMAN Jayda	CF	L/L	.400	3	4	10	2	4	-	-	-	-	.400	-	-	1	.400	1	1
23 JENNINGS Tiare	SS	R/R	.400	3	4	10	5	4	1	-	1	2	.800	1	-	-	.455	-	0
7 BRADY Maya	LF	L/R	.286	3	4	7	4	2	-	-	1	1	.714	2	-	1	.444	1	1
1 WALLACE Skylar	RF	L/R	.143	3	3	7	1	1	-	-	1	4	.571	-	-	2	.143	-	0
34 MULIPOLA Dejah	C	R/R	.667	2	3	6	-	4	1	1	-	2	1.167	-	-	-	.667	-	0
18 LORENZ Amanda	DP	L/L	.222	3	4	9	1	2	1	-	-	1	.333	-	-	-	.222	-	0
37 FLIPPEN Hannah	1B	R/R	.429	3	4	7	3	3	1	-	1	4	1.000	1	1	-	.500	-	0
30 WARREN Jessie	3B	R/R	.250	3	2	4	1	1	-	-	1	2	1.000	-	-	-	.250	-	0
22 JEFFERSON Janae	2B	L/R	.429	3	4	7	-	3	-	-	-	3	.429	-	-	-	.429	1	1

No. Starting Pitcher	ERA	W	L	GP	GS	CG	IP	H	R	ER	BB	SO	B/AVG	WP	BK/ILP	HBP
21 GARCIA Rachel	0.00	1	-	1	2	-	4.0	-	-	-	-	4	.000	-	-	2



Starting Line-Up

JPN - Japan

Non-Starters

No.	Player	Pos.	B/T
2	MIWA Sakura	P	R/R
16	HAMAMURA Yukari	P	R/R
25	AGATSUMA Haruka	C	R/R
26	TSUKAMOTO Hotaru	OF	L/R
27	GOTO Miu	P	L/L

Head Coach

UTSUGI Reika

Coach

MATSUDA Hikaru
YAMAMOTO Yu

USA - United States of America

Non-Starters

No.	Player	Pos.	B/T
3	CARDA Ally	P/IF	R/R
24	FARAIMO Megan	P/IF	R/R
27	JAKUISH Sj	U	R/R
28	MAXWELL Kelly	P	L/L
48	NICKLES Bubba	OF	R/R

Head Coach

GASSO Patty

Coach

GASSO Jt
KRETSCHMAN Kelly
ROCHA Jen

Umpires: ZIDEK Michal
GAUDREAU Genevieve
PORTEOUS Mark
CHENG Tao

CZE PL
CAN 1B
NZL 2B
CHN 3B

Technical Commissioners: PENFOLD Brooke AUS
XIE Xin CHN

Scorekeepers: HOGETOORN Linda NED
TOKUI Akane JPN
XUE Min CHN

Note:
Visitor team is shown on the left.

Legend:		
1B	First base	2B Doubles/Second base
AVG	Batting average	ATT. Stolen base attempts
BB	Bases on balls	BK/ILP Balks/Illegal Pitches
CF	Center Fielder	CG Completed Games
ERA	Earned run average	GP Games pitched/played
HBP	Hit by pitch	HR Home runs
L	Loss/left hand	LF Left Fielder
OF	Outfielder	P Pitcher
RBI	Runs batted in	RF Right Fielder
SO	Strikeouts	SS Shortstop
WP	Wild pitches	
		3B Triples/Third base
		B Both
		B/T Bat/Throw Hand
		DP Designated Player
		GS Games started
		IF Infielder
		No. Uniform number
		Pos. Position
		SB Stolen bases
		U Utility
		AB At bats
		B/AVG Opponent batting average
		C Catcher
		ER Earned runs allowed
		H Hits
		IP Innings pitched/played
		OB% On base percentage
		R Runs/right hand
		SLG% Slugging percentage
		W Win

REVISED

The lineup for USA has been changed.

Timing and Results provided by Tissot

SBLWTEAM9-----SFNL000100--_54 v2.0

Report Created SUN 17 AUG 2025 9:10

Page 2/2



Results

JPN 6 - 7 USA

	1	2	3	4	5	6	7	8	9	10	R	H	E	LOB
JPN - Japan	0	0	0	3	1	0	0	1	0	1	6	6	0	11
USA - United States of America	2	0	0	0	2	0	0	1	0	2	7	14	1	14

Japan (JPN)	Pos.	AB	R	H	RBI	BB	SO	PO	A	E
ISHIKAWA K	SS	5	-	-	-	-	2	4	1	-
KAMATA Y	2B	3	-	-	-	-	2	2	4	-
FUJIMORI N	RF	4	2	1	-	1	1	-	-	-
NAITO M	1B	5	1	1	1	-	1	8	1	-
*AGATSUMA H	PR	-	1	-	-	-	-	-	-	-
SAKAMOTO Y	3B	3	1	1	-	-	1	2	1	-
KIRIISHI Y	C	5	1	1	2	-	1	7	1	-
KUDO K	DP	3	-	-	-	1	-	-	-	-
FUJIMOTO U	LF	3	-	1	-	-	1	2	-	-
*TSUKAMOTO H	PH	1	-	1	3	-	-	-	-	-
	LF	-	-	-	-	-	-	1	-	-
*FUJIMOTO U	PR	-	-	-	-	-	-	-	-	-
KAROJI A	CF	2	-	-	-	1	2	2	-	-
UENO Y	P	-	-	-	-	-	-	-	1	-
*GOTO M	P	-	-	-	-	-	-	1	-	-
Totals:		34	6	6	6	3	11	29	9	-

Top 4th Temporary runner KUDO Kanna(re-enter) running for KIRIISHI Yume
Top 4th Pinch hitter TSUKAMOTO Hotaru hitting for FUJIMOTO Urara
Bottom 4th TSUKAMOTO Hotaru remained in the game as left fielder
Top 6th Pinch runner FUJIMOTO Urara(re-enter) running for TSUKAMOTO Hotaru
Bottom 6th GOTO Miu to play pitcher for JPN substituting UENO Yukiko
Bottom 6th FUJIMOTO Urara remained in the game as left fielder
Top 8th Pinch runner AGATSUMA Haruka running for NAITO Minori
Top 8th Temporary runner KUDO Kanna(re-enter) running for KIRIISHI Yume
Bottom 8th NAITO Minori returned to first baseman
Bottom 8th AGATSUMA Haruka came out of the field of play

United States of America (USA)	Pos.	AB	R	H	RBI	BB	SO	PO	A	E
COLEMAN J	CF	4	1	2	-	2	-	-	-	-
JENNINGS T	SS	6	1	2	3	-	2	3	-	-
BRADY M	LF	-	-	-	-	-	-	-	-	-
	DP	5	1	2	-	-	1	-	-	-
WALLACE S	RF	4	1	1	2	-	-	1	-	-
MULIPOLA D	C	5	2	1	-	-	1	11	1	-
LORENZ A	DP	-	-	-	-	-	-	-	-	-
	LF	2	-	-	-	1	-	-	-	-
*NICKLES B	PR	-	-	-	-	-	-	-	-	-
	LF	1	-	-	-	-	1	-	-	-
*LORENZ A	PH	1	-	-	-	-	-	-	-	-
FLIPPEN H	1B	5	1	1	1	-	1	9	1	-
WARREN J	3B	4	-	1	-	1	1	2	4	-
*CARDA A	PR	-	-	-	-	-	-	-	-	-
JEFFERSON J	2B	5	-	4	1	-	-	4	3	-
GARCIA R	P	-	-	-	-	-	-	-	2	1
*MAXWELL K	P	-	-	-	-	-	-	-	1	-
Totals:		42	7	14	7	4	7	30	12	1

Top 1st LORENZ Amanda moved to left fielder
Top 1st BRADY Maya moved to designated player
Bottom 4th Pinch runner NICKLES Bubba running for LORENZ Amanda
Top 5th NICKLES Bubba remained in the game as left fielder
Bottom 5th Temporary runner NICKLES Bubba(re-enter) running for MULIPOLA Dejah
Top 8th MAXWELL Kelly to play pitcher for USA substituting GARCIA Rachel
Bottom 8th Pinch hitter LORENZ Amanda(re-enter) hitting for NICKLES Bubba
Bottom 8th Pinch runner CARDA Ally running for WARREN Jessie
Top 9th WARREN Jessie returned to third baseman
Top 9th LORENZ Amanda remained in the game as left fielder
Top 9th CARDA Ally came out of the field of play

Doubles - JPN 1 - TSUKAMOTO H; USA 1 - MULIPOLA D
Home runs - JPN 0; USA 2 - JENNINGS T in 1st (2 RBI), WALLACE S in 5th (2 RBI)
Stolen bases - JPN 2 - FUJIMORI N, KAROJI A; USA 0
Caught stealing - JPN 0; USA 1 - JEFFERSON J
Sacrifice hits - JPN 5 - KUDO K, KAMATA Y (2), SAKAMOTO Y (2); USA 0



Results

Japan (JPN)	W/L/S	IP	H	R	ER	BB	SO	HR	WP	BK/ILP	AB	BF	NP
UENO Y		5.0	8	4	4	1	4	2	-	-	23	25	91
GOTO M	L (2,2,0)	4.2	6	3	1	3	3	-	-	-	19	22	87
Totals:		9.2	14	7	5	4	7	2	-	-	42	47	178

United States of America (USA)	W/L/S	IP	H	R	ER	BB	SO	HR	WP	BK/ILP	AB	BF	NP
GARCIA R		7.1	5	5	4	3	11	-	-	-	27	33	149
MAXWELL K	W (1,0,0)	2.2	1	1	-	-	-	-	-	-	7	11	33
Totals:		10.0	6	6	4	3	11	-	-	-	34	44	182

GARCIA Rachel faced 1 batters in the 8th inning

Hit by pitch - JPN 1 - WALLACE S by UENO Y; USA 2 - TSUKAMOTO H by GARCIA R, KAROJI A by MAXWELL K

Technical Commissioners:

Umpires: (PL) ZIDEK Michal (CZE) (1B) KAIARUNA Tony (NZL)
(2B) PORTEOUS Mark (NZL) (3B) CHENG Tao (CHN)

Scorekeepers: HOGETOORN Linda (NED) TOKUI Akane (JPN) XUE Min (CHN)

Length of game:

Conditions:

Attendance:

Temperature:

Humidity:

Legend:							
*	Substitutions	1B	First base	2B	Second base	3B	Third base
A	Assists	AB	At bats	BB	Bases on balls	BF	Batters faced
BK/ILP	Balks/Illegal pitches	C	Catcher	CF	Center Fielder		
DP	Double plays/Designated Player			E	Errors	ER	Earned runs allowed
H	Hits	HR	Home runs	IP	Innings pitched	L	Loss
LF	Left Fielder	LOB	Left on base	NP	Number of pitches	P	Pitcher
PH	Pinch hitter	PO	Put outs	Pos.	Position	PR	Pinch Runner
R	Runs	RBI	Runs batted in	RF	Right Fielder	S	Save
SO	Strikeouts	SS	Shortstop	W	Win	WP	Wild pitches



Starting Line-Up

TPE - Chinese Taipei

No. Player	Pos.	B/T	AVG	GP	GS	AB	R	H	2B	3B	HR	RBI	SLG%	BB	HBP	SO	OB%	SB	ATT.
22 LIU Hsuan	2B	L/R	.111	3	4	9	-	1	-	-	-	-	.111	-	-	2	.111	-	0
55 LIN Feng-Chen	RF	L/R	.333	3	4	9	2	3	-	-	1	1	.667	1	-	4	.400	-	0
1 SHEN Chia-Wen	LF	L/R	.250	3	4	8	2	2	1	-	-	-	.375	1	-	2	.333	-	0
4 LI Szu-Shih	C	R/R	.600	3	4	10	3	6	-	-	2	4	1.200	-	-	1	.600	-	0
31 CHEN Chia-Yi	1B	L/R	.333	3	4	9	2	3	-	-	-	1	.333	-	1	3	.400	1	1
59 LIN Chih-Ying	DP	R/R	.200	3	3	5	-	1	-	-	-	1	.200	-	-	1	.200	-	0
10 CHIANG Ting-En	CF	L/R	.500	3	4	6	-	3	-	-	-	2	.500	-	1	-	.500	-	1
9 SU Yi-Hsuan	SS	R/R	.000	3	4	7	-	-	-	-	-	-	.000	-	-	1	.000	1	1
6 HO Yi-Fan	3B	R/R	.000	3	4	6	-	-	-	-	-	-	.000	1	-	3	.143	-	0

No. Starting Pitcher	ERA	W	L	GP	GS	CG	IP	H	R	ER	BB	SO	B/AVG	WP	BK/ILP	HBP
2 KE Hsia-Ai	1.35	1	-	3	3	1	10.1	5	2	2	2	2	.147	-	-	-

CAN - Canada

No. Player	Pos.	B/T	AVG	GP	GS	AB	R	H	2B	3B	HR	RBI	SLG%	BB	HBP	SO	OB%	SB	ATT.
26 FRANKLIN Larissa	CF	L/R	.250	3	4	12	3	3	1	-	-	-	.333	-	-	1	.250	-	0
19 ENTZMINGER Emma	3B	R/R	.571	3	4	7	5	4	-	1	1	2	1.286	2	2	-	.727	1	1
72 WONG Caitlyn Claire Winnie	DP	R/R	.375	3	4	8	2	3	-	-	-	1	.375	3	-	1	.545	-	0
44 JONES Kianna	RF	R/R	.500	3	4	10	4	5	1	-	1	3	.900	1	-	1	.545	-	0
3 POLIDORI Erika	LF	R/L	.333	3	4	9	2	3	-	-	-	2	.333	-	1	2	.364	-	0
77 MESSMER Grace	2B	R/R	.444	3	4	9	2	4	1	-	1	6	.889	1	-	1	.455	-	0
13 HICKS Zoe	1B	L/R	.167	3	2	6	-	1	1	-	-	1	.333	1	-	-	.286	-	0
2 WIDEMAN Natalie	C	R/R	.125	3	4	8	1	1	1	-	-	3	.250	1	2	-	.364	-	0
14 LEUNG Janet	SS	R/R	.222	3	4	9	1	2	-	-	1	1	.556	-	1	-	.300	-	0

No. Starting Pitcher	ERA	W	L	GP	GS	CG	IP	H	R	ER	BB	SO	B/AVG	WP	BK/ILP	HBP
18 BODRUG Dawn	6.30	-	-	2	2	-	3.1	3	3	3	2	-	.250	-	-	-



Starting Line-Up

TPE - Chinese Taipei

Non-Starters			
No.	Player	Pos.	B/T
7	CHEN Ching-Yu	P	R/R
11	YEH Kuei-Ping	OF	R/R
13	YANG An-Chi	IF	L/R
33	CHU Yi-Shan	P	L/R
38	TU Ya-Ting	P	R/R

Team Manager

CHANG Chia-Hsing

Coach

CHIANG Tzu-Lin
FU Ping-Ching
HAN Hsin-Lin
LIN Pei-Chun

CAN - Canada

Non-Starters			
No.	Player	Pos.	B/T
5	PILGRIM Callum	OF	R/R
7	FORMAN Logan	IF	R/R
8	REIMER Morgan	P	R/R
10	TEPERSON Annabel	P	R/R
99	RACKEL Morgan	P	L/R

Team Manager

RAFTER Kaleigh

Coach

CONRAD Christian
JONES Chris
LYE Joey

Umpires: LOPEZ William
CARTER Jason
SONMEZ Galip
YABE Miki

PUR PL
AUS 1B
GER 2B
JPN 3B

Technical Commissioners: KERR Cathy AUS
SANNA Giovanni ITA
Scorekeepers: CAI Yi Jhen TPE
NAKAMURA Fuka JPN
YAGI Miyoko JPN

Note:
Visitor team is shown on the left.

Legend:

1B First base	2B Doubles/Second base	3B Triples/Third base	AB At bats
AVG Batting average	ATT. Stolen base attempts	B Both	B/AVG Opponent batting average
BB Bases on balls	BK/ILP Balks/Illegal Pitches	B/T Bat/Throw Hand	C Catcher
CF Center Fielder	CG Completed Games	DP Designated Player	ER Earned runs allowed
ERA Earned run average	GP Games pitched/played	GS Games started	H Hits
HBP Hit by pitch	HR Home runs	IF Infielder	IP Innings pitched/played
L Loss/left hand	LF Left Fielder	No. Uniform number	OB% On base percentage
OF Outfielder	P Pitcher	Pos. Position	R Runs/right hand
RBI Runs batted in	RF Right Fielder	SB Stolen bases	SLG% Slugging percentage
SO Strikeouts	SS Shortstop	W Win	WP Wild pitches



Results

TPE 6 - 4 CAN

	1	2	3	4	5	6	7	R	H	E	LOB
TPE - Chinese Taipei	0	0	4	0	0	0	2	6	11	1	6
CAN - Canada	0	0	2	1	0	0	1	4	7	2	6

Chinese Taipei (TPE)	Pos.	AB	R	H	RBI	BB	SO	PO	A	E
LIU H	2B	4	1	1	-	-	1	2	5	-
LIN FC	RF	4	1	2	1	-	1	6	-	-
SHEN CW	LF	4	2	2	-	-	-	-	-	-
LI SS	C	4	1	2	3	-	-	-	-	-
*YANG AC	PR	-	1	-	-	-	-	-	-	-
CHEN CY	1B	4	-	1	1	-	-	11	1	-
LIN CY	DP	4	-	1	-	-	-	-	-	-
CHIANG TE	CF	3	-	2	1	-	-	2	-	-
SU YH	SS	2	-	-	-	-	2	-	3	-
HO YF	3B	2	-	-	-	-	1	-	-	1
*YEH KP	PH	1	-	-	-	-	-	-	-	-
KE HA	P	-	-	-	-	-	-	-	2	-
*TU YT	P	-	-	-	-	-	-	-	-	-
Totals:		32	6	11	6	-	5	21	11	1

Top 3rd Pinch runner YANG An-Chi running for LI Szu-Shih
Bottom 3rd LI Szu-Shih returned to catcher
Bottom 3rd YANG An-Chi came out of the field of play
Bottom 3rd TU Ya-Ting to play pitcher for TPE substituting KE Hsia-Ai
Top 6th Pinch hitter YEH Kuei-Ping hitting for HO Yi-Fan
Bottom 6th HO Yi-Fan returned to third baseman
Bottom 6th YEH Kuei-Ping came out of the field of play
Top 7th Temporary runner SHEN Chia-Wen(re-enter) running for LI Szu-Shih
Bottom 7th KE Hsia-Ai to play pitcher for TPE substituting TU Ya-Ting

Canada (CAN)	Pos.	AB	R	H	RBI	BB	SO	PO	A	E
FRANKLIN L	CF	4	-	-	-	-	3	-	-	-
ENTZMINGER E	3B	3	-	1	1	1	-	1	1	-
WONG CCW	DP	4	-	1	1	-	-	-	-	-
*PILGRIM C	PR	-	-	-	-	-	-	-	-	-
	DP	-	-	-	-	-	-	-	-	-
JONES K	RF	4	-	-	-	-	-	-	-	-
POLIDORI E	LF	3	-	-	-	-	-	2	-	-
MESSMER G	2B	3	1	2	1	-	-	-	3	-
HICKS Z	1B	3	-	-	-	-	-	7	-	1
WIDEMAN N	C	3	1	1	-	-	-	5	1	-
LEUNG J	SS	2	2	2	1	-	-	3	2	1
BODRUG D	P	-	-	-	-	-	-	-	1	-
*RACKEL M	P	-	-	-	-	-	-	-	-	-
*REIMER M	P	-	-	-	-	-	-	-	1	-
Totals:		29	4	7	4	1	-	21	9	2

Top 3rd RACKEL Morgan to play pitcher for CAN substituting BODRUG Dawn
Bottom 5th Pinch runner PILGRIM Callum running for WONG Caitlyn Claire Winnie
Top 6th PILGRIM Callum remained in the game as designated player
Top 7th REIMER Morgan to play pitcher for CAN substituting RACKEL Morgan
Bottom 7th WONG Caitlyn Claire Winnie returned to designated player
Bottom 7th

Doubles - TPE 3 - CHEN CY, LI SS (2); CAN 1 - MESSMER G
Home runs - TPE 0; CAN 2 - MESSMER G in 4th (1 RBI), LEUNG J in 7th (1 RBI)
Sacrifice hits - TPE 1 - SU YH; CAN 0

Chinese Taipei (TPE)	W/L/S	IP	H	R	ER	BB	SO	HR	WP	BK/ILP	AB	BF	NP
KE HA		2.2	2	2	2	-	-	-	-	-	10	11	33
TU YT	W (2,0,0)	4.1	5	2	2	1	-	2	-	-	19	20	68
Totals:		7.0	7	4	4	1	-	2	-	-	29	31	101

TU Ya-Ting faced 1 batters in the 7th inning

Canada (CAN)	W/L/S	IP	H	R	ER	BB	SO	HR	WP	BK/ILP	AB	BF	NP
BODRUG D	L (0,1,1)	2.0	6	4	2	-	3	-	-	-	12	13	49
RACKEL M		4.2	4	2	2	-	2	-	-	-	18	18	71
REIMER M		0.1	1	-	-	-	-	-	-	-	2	2	8
Totals:		7.0	11	6	4	-	5	-	-	-	32	33	128

BODRUG Dawn faced 4 batters in the 3rd inning
RACKEL Morgan faced 2 batters in the 7th inning

Hit by pitch - TPE 1 - LEUNG J by KE HA; CAN 0



Results

Technical Commissioners:	KERR Cathy (AUS)	SANNA Giovanni (ITA)	
Umpires:	(PL) LOPEZ William (PUR)	(1B) CARTER Jason (AUS)	
	(2B) YABE Miki (JPN)	(3B) HASHIMOTO Takashi (JPN)	
Scorekeepers:	CAI Yi Jhen (TPE)	NAKAMURA Fuka (JPN)	YAGI Miyoko (JPN)
Length of game:	2h 10min	Attendance:	
Conditions:	Few clouds	Temperature: 25°C/77°F	Humidity:

Legend:

*	Substitutions	1B	First base	2B	Second base	3B	Third base
A	Assists	AB	At bats	BB	Bases on balls	BF	Batters faced
BK/ILP	Balks/Illegal pitches	C	Catcher	CF	Center Fielder		
DP	Double plays/Designated Player	E	Errors	ER	Earned runs allowed		
H	Hits	IP	Innings pitched	L	Loss		
LF	Left Fielder	NP	Number of pitches	P	Pitcher		
PH	Pinch hitter	Pos.	Position	PR	Pinch Runner		
R	Runs	RF	Right Fielder	S	Save		
SO	Strikeouts	W	Win	WP	Wild pitches		
		HR	Home runs				
		LOB	Left on base				
		PO	Put outs				
		RBI	Runs batted in				
		SS	Shortstop				

Starting Line-Up

CHN - People's Republic of China

No. Player	Pos.	B/T	AVG	GP	GS	AB	R	H	2B	3B	HR	RBI	SLG%	BB	HBP	SO	OB%	SB	ATT.
25 YAN Siyu	LF	L/R	.444	3	4	9	-	4	3	-	-	-	.778	-	-	-	.444	-	0
10 XIE Yue	SS	R/R	.111	3	4	9	-	1	-	-	-	-	.111	-	-	3	.111	-	0
7 XI Kailin	DP	L/R	.111	3	4	9	-	1	-	-	-	-	.111	-	-	1	.111	-	0
55 REN Min	C	L/R	.250	3	4	8	2	2	-	-	1	2	.625	-	-	2	.222	-	0
39 XIE Jiaxin	2B	L/R	.000	3	4	9	-	-	-	-	-	-	.000	-	-	4	.000	-	0
15 WANG Bei	3B	L/R	.250	3	4	8	-	2	1	-	-	-	.375	-	-	3	.250	-	0
8 LI Jiaqi	1B	L/R	.167	3	4	6	-	1	-	-	-	1	.167	1	-	2	.286	-	1
12 WANG Yuan	RF	R/R	.000	2	3	3	-	-	-	-	-	-	.000	1	-	2	.250	-	0
52 HE Xiaoyan	CF	L/L	.000	3	4	5	-	-	-	-	-	-	.000	-	-	-	.000	-	0

No. Starting Pitcher	ERA	W	L	GP	GS	CG	IP	H	R	ER	BB	SO	B/AVG	WP	BK/ILP	HBP
42 CHAI Yinan	5.91	-	2	3	4	-	10.2	11	9	9	7	10	.282	1	-	-

AUS - Australia

No. Player	Pos.	B/T	AVG	GP	GS	AB	R	H	2B	3B	HR	RBI	SLG%	BB	HBP	SO	OB%	SB	ATT.
17 ELLIOTT Olivia	CF	R/R	.667	3	4	9	2	6	1	1	-	1	1.000	-	-	-	.667	-	0
21 WHITEFIELD Tamieka	2B	R/R	.111	3	4	9	1	1	1	-	-	2	.222	-	-	2	.111	-	0
42 WHATMAN Shaylan	C	R/R	.375	3	4	8	2	3	-	-	1	2	.750	1	-	2	.444	-	0
79 TRIM Jenna	DP	R/R	.400	3	3	5	1	2	-	-	-	-	.400	1	1	1	.571	-	0
12 ADKINS Pippa	LF	L/L	.444	3	4	9	1	4	1	-	-	1	.556	-	-	2	.444	-	0
8 HOOD Georgia	1B	R/R	.286	3	4	7	1	2	-	-	-	1	.286	1	-	2	.375	-	0
20 KUZMINSKI Olivia	3B	R/R	.000	3	3	6	1	-	-	-	-	-	.000	-	-	1	.000	-	0
18 SCOTT Madison	SS	L/R	.167	3	4	6	1	1	1	-	-	2	.333	-	-	2	.167	-	0
11 KEEVERS Shannon	RF	L/L	.429	3	4	7	2	3	1	1	-	2	.857	-	-	-	.429	-	0

No. Starting Pitcher	ERA	W	L	GP	GS	CG	IP	H	R	ER	BB	SO	B/AVG	WP	BK/ILP	HBP
53 LAMB Kandra	4.00	-	1	3	3	-	7.0	10	8	4	5	2	.323	1	-	-



Starting Line-Up

CHN - People's Republic of China

Non-Starters			
No.	Player	Pos.	B/T
3	WEI Yuchen	P	L/L
18	SANG Yujuan	OF	L/R
20	LU Xiaomin	IF	L/R
22	LIU Caihong	P	R/R
23	GUI Yuanyuan	IF	L/R

AUS - Australia

Non-Starters			
No.	Player	Pos.	B/T
5	ADAMS Neve	C	R/R
7	WRIXON Grace	P/OF	R/R
15	REDDACLIFF Jayme	P	R/R
23	STEWART Brooke	C	R/R
32	PARNABY Kaia	P	L/L

Head Coach

TANG Changdong

Coach

YANG Jie
ZHANG Weihong

Head Coach

PORTER Kerrie

Coach

HARDING Tanya
LUCAS Benjamin Todd
TOLLENAERE Kym

Umpires: PORTEOUS Mark
SONMEZ Galip
HASHIMOTO Takashi

NZL	PL
GER	1B
JPN	3B

Technical Commissioners:	SANNA Giovanni	ITA
	TSUKIOKA Shuro	JPN

Scorekeepers:	HOGETOORN Linda	NED
	TOKUI Akane	JPN
	XUE Min	CHN

Note:

Visitor team is shown on the left.

Legend:

1B	First base	2B	Doubles/Second base	3B	Triples/Third base	AB	At bats
AVG	Batting average	ATT.	Stolen base attempts	B	Both	B/AVG	Opponent batting average
BB	Bases on balls	BK/ILP	Balks/Illegal Pitches	B/T	Bat/Throw Hand	C	Catcher
CF	Center Fielder	CG	Completed Games	DP	Designated Player	ER	Earned runs allowed
ERA	Earned run average	GP	Games pitched/played	GS	Games started	H	Hits
HBP	Hit by pitch	HR	Home runs	IF	Infielder	IP	Innings pitched/played
L	Loss/left hand	LF	Left Fielder	No.	Uniform number	OB%	On base percentage
OF	Outfielder	P	Pitcher	Pos.	Position	R	Runs/right hand
RBI	Runs batted in	RF	Right Fielder	SB	Stolen bases	SLG%	Slugging percentage
SO	Strikeouts	SS	Shortstop	U	Utility	W	Win
WP	Wild pitches						



Results

CHN 3 - 4 AUS

	1	2	3	4	5	6	7	R	H	E	LOB
CHN - People's Republic of China	0	0	0	0	0	3	0	3	4	1	8
AUS - Australia	2	0	0	0	0	1	1	4	8	0	5

People's Republic of China (CHN)	Pos.	AB	R	H	RBI	BB	SO	PO	A	E
YAN S	LF	4	-	1	-	-	1	1	-	-
*SANG Y	PR	-	-	-	-	-	-	-	-	-
XIE Y	SS	1	-	-	-	2	-	1	1	-
XI K	DP	4	1	1	1	-	3	-	-	-
REN M	C	-	-	-	-	4	-	9	-	-
*GUI Y	PR	-	1	-	-	-	-	-	-	-
XIE J	2B	4	-	-	-	-	3	-	-	-
WANG B	3B	3	-	2	-	-	-	1	4	-
*LU X	PR	-	1	-	-	-	-	-	-	-
LI J	1B	2	-	-	1	-	-	4	-	-
WANG Y	RF	3	-	-	-	-	2	-	-	-
HE X	CF	3	-	-	-	-	2	2	-	-
CHAI Y	P	-	-	-	-	-	-	-	-	1
Totals:		24	3	4	2	6	11	18	5	1

Top 1st Temporary runner XI Kailin(re-enter) running for REN Min

Top 4th Temporary runner LI Jiaqi(re-enter) running for REN Min

Top 6th Pinch runner GUI Yuanyuan running for REN Min

Top 6th Pinch runner LU Xiaomin running for WANG Bei

Bottom 6th REN Min returned to catcher

Bottom 6th WANG Bei returned to third baseman

Bottom 6th GUI Yuanyuan came out of the field of play

Bottom 6th LU Xiaomin came out of the field of play

Top 7th Pinch runner SANG Yujuan running for YAN Siyu

Top 7th Temporary runner XI Kailin(re-enter) running for REN Min

Bottom 7th YAN Siyu returned to left fielder

Bottom 7th SANG Yujuan came out of the field of play

Australia (AUS)	Pos.	AB	R	H	RBI	BB	SO	PO	A	E
ELLIOTT O	CF	3	-	1	-	-	1	-	-	-
WHITEFIELD T	2B	3	1	1	-	-	1	1	-	-
WHATMAN S	C	3	1	2	-	-	-	11	-	-
TRIM J	DP	3	-	-	-	-	-	-	-	-
ADKINS P	LF	3	-	1	2	-	2	-	-	-
HOOD G	1B	2	1	1	1	1	-	4	-	-
KUZMINSKI O	3B	3	-	-	-	-	1	-	-	-
SCOTT M	SS	3	1	1	-	-	1	2	-	-
KEEVERS S	RF	3	-	1	1	-	2	3	-	-
LAMB K	P	-	-	-	-	-	-	-	2	-
*PARNABY K	P	-	-	-	-	-	-	-	-	-
Totals:		26	4	8	4	1	8	21	2	-

Bottom 3rd Temporary runner TRIM Jenna(re-enter) running for WHATMAN Shaylan

Top 5th PARNABY Kaia to play pitcher for AUS substituting LAMB Kandra

Top 7th LAMB Kandra to play pitcher for AUS substituting PARNABY Kaia

Home runs - CHN 1 - XI K in 6th (1 RBI); AUS 1 - HOOD G in 6th (1 RBI)

Stolen bases - CHN 2 - GUI Y, LU X; AUS 0

Sacrifice flies - CHN 1 - LI J; AUS 0

Passed balls - CHN 1 - REN M; AUS 0

People's Republic of China (CHN)	W/L/S	IP	H	R	ER	BB	SO	HR	WP	BK/ILP	AB	BF	NP
CHAI Y	L (0,3,0)	6.0	8	4	3	1	8	1	1	-	26	27	92
Totals:		6.0	8	4	3	1	8	1	1	-	26	27	92

Australia (AUS)	W/L/S	IP	H	R	ER	BB	SO	HR	WP	BK/ILP	AB	BF	NP
LAMB K	W (1,1,0)	4.2	1	-	-	5	8	-	1	-	15	21	94
PARNABY K		2.1	3	3	3	1	3	1	1	-	9	11	39
Totals:		7.0	4	3	3	6	11	1	2	-	24	32	133

PARNABY Kaia faced 2 batters in the 7th inning

Hit by pitch - CHN 0; AUS 1 - XIE Y by LAMB K



Results

Technical Commissioners:	SANNA Giovanni (ITA)	TSUKIOKA Shuro (JPN)	
Umpires:	(PL) PORTEOUS Mark (NZL)	(1B) SONMEZ Galip (GER)	
	(3B) HASHIMOTO Takashi (JPN)		
Scorekeepers:	HOGETOORN Linda (NED)	TOKUI Akane (JPN)	XUE Min (CHN)
Length of game:	2h 4min	Attendance:	
Conditions:	Few clouds	Temperature: 25°C/77°F	Humidity:

Legend:

*	Substitutions	1B	First base	2B	Second base	3B	Third base
A	Assists	AB	At bats	BB	Bases on balls	BF	Batters faced
BK/ILP	Balks/Illegal pitches	C	Catcher	CF	Center Fielder		
DP	Double plays/Designated Player	E	Errors	IP	Innings pitched	ER	Earned runs allowed
H	Hits	HR	Home runs	NP	Number of pitches	L	Loss
LF	Left Fielder	LOB	Left on base	PR	Pinch Runner	P	Pitcher
PO	Put outs	Pos.	Position	S	Save	R	Runs
RBI	Runs batted in	RF	Right Fielder	WP	Wild pitches	SO	Strikeouts
SS	Shortstop	W	Win				



Starting Line-Up

PUR - Puerto Rico

No. Player	Pos.	B/T	AVG	GP	GS	AB	R	H	2B	3B	HR	RBI	SLG%	BB	HBP	SO	OB%	SB	ATT.
3 CARTER Nia Denise	RF	L/R	.333	2	3	6	2	2	1	-	-	-	.500	-	-	-	.333	-	0
52 TABOAS Luna Maria	SS	L/R	.143	3	4	7	1	1	-	-	-	-	.143	1	-	3	.250	-	0
32 RODRIGUEZ Kairi	DP	R/R	.286	3	4	7	2	2	1	-	-	2	.429	2	-	-	.444	-	0
4 MARTINEZ Janelle	LF	R/R	.444	3	4	9	3	4	-	-	1	2	.778	-	-	1	.444	-	0
27 CORDOVA Odalys	CF	R/R	.000	2	3	4	-	-	-	-	-	-	.000	-	-	-	.000	-	0
88 ORTIZ MARTINEZ Camille Nahir	C	R/R	.250	3	3	4	-	1	-	-	-	1	.250	1	-	2	.400	-	0
16 CINTRON Macey	1B	R/R	.000	2	2	3	-	-	-	-	-	-	.000	-	-	1	.000	-	0
19 RIVERA Alanah Joy	3B	R/R	.429	3	4	7	-	3	1	-	-	2	.571	-	1	4	.500	-	0
21 GARCIA Kathyria	2B	B/R	.000	3	4	4	-	-	-	-	-	-	.000	-	-	-	.000	-	0

No. Starting Pitcher	ERA	W	L	GP	GS	CG	IP	H	R	ER	BB	SO	B/AVG	WP	BK/ILP	HBP
8 OCASIO Aleshia	7.00	-	1	1	4	-	4.0	7	4	4	1	5	.389	-	-	-

NED - Netherlands

No. Player	Pos.	B/T	AVG	GP	GS	AB	R	H	2B	3B	HR	RBI	SLG%	BB	HBP	SO	OB%	SB	ATT.
18 VONK Britt Agatha	SS	R/L	.400	2	3	5	1	2	-	-	-	-	.400	1	-	1	.500	-	0
7 JANSEN Annemiek	CF	L/L	.167	3	4	6	-	1	1	-	-	-	.333	-	-	2	.167	-	0
11 VAN GURP Suka	2B	R/R	.400	3	4	5	1	2	-	-	1	2	1.000	3	-	1	.625	-	1
47 WISSINK Laura	C	R/R	.143	3	4	7	-	1	-	-	-	-	.143	1	-	2	.250	-	0
5 VAN DALEN Maxime	1B	L/L	.000	3	4	6	-	-	-	-	-	-	.000	2	-	1	.250	-	0
28 UYTENDAAL Nicky	DP	L/R	.000	2	2	2	1	-	-	-	-	-	.000	-	1	-	.333	-	0
9 VAN AALST Jessie	RF	L/L	.200	3	4	5	-	1	-	-	-	-	.200	-	-	1	.200	-	0
25 VAN DER ZANDEN Cindy	LF	R/R	.200	3	4	5	1	1	-	-	1	1	.800	-	-	-	.200	-	0
16 CHARLES Damishah	3B	R/R	.167	3	4	6	-	1	-	-	-	1	.167	-	-	2	.167	-	0

No. Starting Pitcher	ERA	W	L	GP	GS	CG	IP	H	R	ER	BB	SO	B/AVG	WP	BK/ILP	HBP
17 GIRIGORIE J'Dah Catherine Genevieve	0.00	-	-	1	1	-	1.2	1	-	-	-	-	.143	-	-	-



Starting Line-Up

PUR - Puerto Rico

Non-Starters			
No.	Player	Pos.	B/T
5	ROSARIO RODRIGUEZ Valeria Angelica	IF	R/R
9	ROMAN Tatianna	OF	L/R
10	BUCHER Keira	P	R/R
18	FURBUSH Aynslie Grace	P	R/R
20	BERMUDEZ Alexis Ruby	P	R/R

Head Coach
SANTOS David

Coach
LEON Carlos

NED - Netherlands

Non-Starters			
No.	Player	Pos.	B/T
2	MAXIMILIANA Thaima	U	R/R
4	HOP Lisa	U	R/R
8	DRIJVERS Sietske	U	R/R
19	VOORTMAN Eva	U	L/L
21	BEERS Brenda	U	R/L

Head Coach
KOSTERINK Saskia

Coach
SMITH Mark
STUIJ Jut
VLEUGELS Marielle

Umpires:	CARTER Jason	AUS	PL	Technical Commissioners:	KERR Cathy	AUS
	CHENG Tao	CHN	1B		ZHANG Xuan	CHN
	KAIARUNA Tony	NZL	3B			
				Scorekeepers:	CAI Yi Jhen	TPE
					NAKAMURA Fuka	JPN
					YAGI Miyoko	JPN

Note:
Visitor team is shown on the left.

Legend:					
1B	First base	2B	Doubles/Second base	3B	Triples/Third base
AVG	Batting average	ATT.	Stolen base attempts	B	Both
BB	Bases on balls	BK/ILP	Balks/Illegal Pitches	B/T	Bat/Throw Hand
CF	Center Fielder	CG	Completed Games	DP	Designated Player
ERA	Earned run average	GP	Games pitched/played	GS	Games started
HBP	Hit by pitch	HR	Home runs	IF	Infielder
L	Loss/left hand	LF	Left Fielder	No.	Uniform number
OF	Outfielder	P	Pitcher	Pos.	Position
RBI	Runs batted in	RF	Right Fielder	SB	Stolen bases
SO	Strikeouts	SS	Shortstop	U	Utility
WP	Wild pitches			AB	At bats
				B/AVG	Opponent batting average
				C	Catcher
				ER	Earned runs allowed
				H	Hits
				IP	Innings pitched/played
				OB%	On base percentage
				R	Runs/right hand
				SLG%	Slugging percentage
				W	Win



Results

PUR 3 - 1 NED

	1	2	3	4	5	6	7	R	H	E	LOB
PUR - Puerto Rico	3	0	0	0	0	0	0	3	6	3	3
NED - Netherlands	0	0	0	0	1	0	0	1	4	0	7

Puerto Rico (PUR)	Pos.	AB	R	H	RBI	BB	SO	PO	A	E
CARTER ND	RF	3	1	1	-	-	1	2	-	-
TABOAS LM	SS	2	-	-	-	-	-	-	3	1
OCASIO A	P	3	1	1	1	-	-	-	1	1
RODRIGUEZ K	DP	2	1	1	-	-	-	-	-	-
MARTINEZ J	LF	2	-	-	1	-	1	1	-	-
CORDOVA O	CF	3	-	2	1	-	-	1	-	-
ORTIZ MARTINEZ CN	C	3	-	-	-	-	2	5	2	-
CINTRON M	1B	2	-	1	-	1	1	7	-	-
RIVERA AJ	3B	3	-	-	-	-	1	1	2	1
GARCIA K	2B	-	-	-	-	-	-	4	2	-
Totals:		23	3	6	3	1	6	21	10	3

Top 7th Pinch Runner Garcia Kathyria running for Rodriguez Kairi

Netherlands (NED)	Pos.	AB	R	H	RBI	BB	SO	PO	A	E
VONK BA	SS	3	-	1	-	1	-	4	3	-
JANSEN A	CF	3	-	-	-	-	1	3	-	-
van GURP S	2B	3	-	2	1	-	-	1	-	-
WISSINK L	C	3	-	-	-	-	2	5	1	-
van DALEN M	1B	3	-	-	-	-	-	6	-	-
UYTENDAAL N	DP	2	-	-	-	-	1	-	-	-
*VOORTMAN E	PR	-	-	-	-	-	-	-	-	-
van AALST J	RF	2	-	-	-	-	-	-	-	-
van der ZANDEN C	LF	3	-	-	-	-	1	-	1	-
CHARLES D	3B	3	1	1	-	-	-	2	3	-
GIRIGORIE JDCG	P	-	-	-	-	-	-	-	-	-
*VOORTMAN E	P	-	-	-	-	-	-	-	-	-
Totals:		25	1	4	1	1	5	21	8	-

Top 2nd VOORTMAN Eva to play pitcher for NED substituting GIRIGORIE J'Dah Catherine Genevieve

Bottom 6th Pinch runner VOORTMAN Eva running for UYTENDAAL Nicky

Top 7th VOORTMAN Eva remained in the game as pitcher

Doubles - PUR 1 - RODRIGUEZ K; NED 0

Sacrifice hits - PUR 1 - TABOAS LM; NED 2 - JANSEN A, van AALST J

Sacrifice flies - PUR 1 - MARTINEZ J; NED 0

Grounded into double play - PUR 1 - RIVERA AJ; NED 0

Double plays - PUR 0; NED 1 - van DALEN M, VONK BA

Puerto Rico (PUR)	W/L/S	IP	H	R	ER	BB	SO	HR	WP	BK/ILP	AB	BF	NP
OCASIO A	W (1,1,0)	7.0	4	1	1	1	5	-	-	-	25	29	99
Totals:		7.0	4	1	1	1	5	-	-	-	25	29	99

Netherlands (NED)	W/L/S	IP	H	R	ER	BB	SO	HR	WP	BK/ILP	AB	BF	NP
GIRIGORIE JDCG	L (0,1,0)	1.0	4	3	3	-	-	-	-	-	4	6	15
VOORTMAN E		6.0	2	-	-	1	6	-	-	-	19	21	72
Totals:		7.0	6	3	3	1	6	-	-	-	23	27	87

Hit by pitch - PUR 1 - UYTENDAAL N by OCASIO A; NED 1 - RODRIGUEZ K by VOORTMAN E



Results

Technical Commissioners:	KERR Cathy (AUS)	ZHANG Xuan (CHN)	
Umpires:	(PL) CARTER Jason (AUS)	(1B) CHENG Tao (CHN)	
	(3B) KAIARUNA Tony (NZL)		
Scorekeepers:	CAI Yi Jhen (TPE)	NAKAMURA Fuka (JPN)	YAGI Miyoko (JPN)
Length of game:	1h 51min	Attendance:	
Conditions:	Few clouds	Temperature: 25°C/77°F	Humidity:

Legend:

*	Substitutions	1B	First base	2B	Second base	3B	Third base
A	Assists	AB	At bats	BB	Bases on balls	BF	Batters faced
BK/ILP	Balks/Illegal pitches	C	Catcher	CF	Center Fielder		
DP	Double plays/Designated Player	E	Errors	ER	Earned runs allowed		
H	Hits	IP	Innings pitched	L	Loss		
LF	Left Fielder	NP	Number of pitches	P	Pitcher		
PO	Put outs	PR	Pinch Runner	R	Runs		
RBI	Runs batted in	S	Save	SO	Strikeouts		
SS	Shortstop	WP	Wild pitches				
		HR	Home runs				
		LOB	Left on base				
		Pos.	Position				
		RF	Right Fielder				
		W	Win				



Starting Line-Up

CAN - Canada

No. Player	Pos.	B/T	AVG	GP	GS	AB	R	H	2B	3B	HR	RBI	SLG%	BB	HBP	SO	OB%	SB	ATT.
26 FRANKLIN Larissa	CF	L/R																	
19 ENTZMINGER Emma	3B	R/R																	
72 WONG Caitlyn Claire Winnie	DP	R/R																	
44 JONES Kianna	RF	R/R																	
3 POLIDORI Erika	LF	R/L																	
77 MESSMER Grace	2B	R/R																	
5 PILGRIM Callum	1B	R/R																	
14 LEUNG Janet	SS	R/R																	
2 WIDEMAN Natalie	C	R/R																	

No. Starting Pitcher	ERA	W	L	GP	GS	CG	IP	H	R	ER	BB	SO	B/AVG	WP	BK/ILP	HBP
18 BODRUG Dawn																

PUR - Puerto Rico

No. Player	Pos.	B/T	AVG	GP	GS	AB	R	H	2B	3B	HR	RBI	SLG%	BB	HBP	SO	OB%	SB	ATT.
52 TABOAS Luna Maria	SS	L/R																	
3 CARTER Nia Denise	RF	L/R																	
8 OCASIO Aleshia	LF	L/R																	
32 RODRIGUEZ Kairi	C	R/R																	
4 MARTINEZ Janelle	1B	R/R																	
16 CINTRON Macey	DP	R/R																	
19 RIVERA Alanah Joy	3B	R/R																	
21 GARCIA Kathyria	2B	B/R																	
9 ROMAN Tatianna	CF	L/R																	

No. Starting Pitcher	ERA	W	L	GP	GS	CG	IP	H	R	ER	BB	SO	B/AVG	WP	BK/ILP	HBP
18 FURBUSH Aynslie Grace																



Starting Line-Up

CAN - Canada

Non-Starters

No.	Player	Pos.	B/T
7	FORMAN Logan	IF	R/R
8	REIMER Morgan	P	R/R
10	TEPERSON Annabel	P	R/R
13	HICKS Zoe	IF	L/R
99	RACKEL Morgan	P	L/R

Head Coach

RAFTER Kaleigh

Coach

CONRAD Christian
JONES Chris
LYE Joey

PUR - Puerto Rico

Non-Starters

No.	Player	Pos.	B/T
5	ROSARIO RODRIGUEZ Valeria Angelica	IF	R/R
10	BUCHER Keira	P	R/R
20	BERMUDEZ Alexis Ruby	P	R/R
27	CORDOVA Odalys	IF	R/R
88	ORTIZ MARTINEZ Camille Nahir	C/IF	R/R

Head Coach

SANTOS David

Coach

LEON Carlos

Umpires: SONMEZ Galip
CHENG Tao
KAJARUNA Tony
ZIDEK Michal

GER PL
CHN 1B
NZL 2B
CZE 3B

Technical Commissioners: SANNA Giovanni
XIE Xin

ITA
CHN

Scorekeepers: CAI Yi Jhen
HOGETOORN Linda
TOKUI Akane

TPE
NED
JPN

Note:

Visitor team is shown on the left.

Legend:

1B First base	2B Doubles/Second base	3B Triples/Third base	AB At bats
AVG Batting average	ATT. Stolen base attempts	B Both	B/AVG Opponent batting average
BB Bases on balls	BK/ILP Balks/Illegal Pitches	B/T Bat/Throw Hand	C Catcher
CF Center Fielder	CG Completed Games	DP Designated Player	ER Earned runs allowed
ERA Earned run average	GP Games pitched/played	GS Games started	H Hits
HBP Hit by pitch	HR Home runs	IF Infielder	IP Innings pitched/played
L Loss/left hand	LF Left Fielder	No. Uniform number	OB% On base percentage
OF Outfielder	P Pitcher	Pos. Position	R Runs/right hand
RBI Runs batted in	RF Right Fielder	SB Stolen bases	SLG% Slugging percentage
SO Strikeouts	SS Shortstop	U Utility	W Win
WP Wild pitches			



Results

CAN 11 - 9 PUR

	1	2	3	4	5	6	7	R	H	E	LOB
CAN - Canada	1	0	8	0	0	2	0	11	15	1	5
PUR - Puerto Rico	2	1	4	0	1	1	0	9	11	0	5

Canada (CAN)	Pos.	AB	R	H	RBI	BB	SO	PO	A	E
FRANKLIN L	CF	5	2	2	-	-	-	1	-	-
ENTZMINGER E	3B	3	1	1	1	1	-	-	3	1
WONG CCW	DP	2	-	1	1	-	-	-	-	-
	1B	1	1	-	-	1	1	3	-	-
JONES K	RF	4	2	3	1	-	-	-	-	-
POLIDORI E	LF	4	2	2	1	-	1	1	-	-
MESSMER G	2B	4	1	2	3	-	-	3	3	-
PILGRIM C	1B	-	-	-	-	-	-	-	-	-
	DP	2	1	1	1	-	-	-	-	-
*HICKS Z	DP	-	-	-	-	-	-	-	-	-
	1B	2	-	1	-	-	-	6	-	-
LEUNG J	SS	4	-	1	-	-	-	2	5	-
WIDEMAN N	C	4	1	1	3	-	-	5	3	-
BODRUG D	P	-	-	-	-	-	-	-	-	-
*REIMER M	P	-	-	-	-	-	-	-	-	-
*RACKEL M	P	-	-	-	-	-	-	-	-	-
Totals:		35	11	15	11	2	2	21	14	1

Puerto Rico (PUR)	Pos.	AB	R	H	RBI	BB	SO	PO	A	E
TABOAS LM	SS	3	1	-	-	1	1	2	2	-
CARTER ND	RF	3	2	2	-	-	-	3	-	-
OCASIO A	LF	3	2	1	2	1	-	2	-	-
RODRIGUEZ K	C	4	2	2	2	-	-	3	1	-
FURBUSH AG	P	1	-	-	-	-	-	-	-	-
	DP	2	-	1	1	-	-	-	-	-
MARTINEZ J	1B	4	2	3	2	-	-	8	-	-
CINTRON M	DP	1	-	-	-	-	-	-	-	-
	P	2	-	-	-	-	1	-	1	-
*ORTIZ MARTINEZ CN	PH	1	-	1	1	-	-	-	-	-
RIVERA AJ	3B	3	-	1	1	-	2	-	4	-
GARCIA K	2B	3	-	-	-	-	-	3	-	-
ROMAN T	CF	-	-	-	-	-	-	-	-	-
Totals:		30	9	11	9	2	4	21	8	-

Bottom 1st WONG Caitlyn Claire Winnie moved to first baseman
Bottom 1st PILGRIM Callum moved to designated player
Bottom 2nd REIMER Morgan to play pitcher for CAN substituting BODRUG Dawn
Top 3rd Temporary runner FRANKLIN Larissa(re-enter) running for WIDEMAN Natalie
Bottom 3rd HICKS Zoe to play designated player for CAN substituting PILGRIM Callum
Bottom 3rd HICKS Zoe moved to first baseman
Bottom 3rd WONG Caitlyn Claire Winnie moved to designated player
Bottom 4th RACKEL Morgan to play pitcher for CAN substituting REIMER Morgan

Top 3rd CINTRON Macey moved to pitcher
Top 3rd FURBUSH Aynslie Grace moved to designated player
Bottom 5th Pinch hitter ORTIZ MARTINEZ Camille Nahir hitting for CINTRON Macey
Bottom 5th Former player CINTRON Macey re-entering for ORTIZ MARTINEZ Camille Nahir
Bottom 5th Temporary runner RIVERA Alanah Joy(re-enter) running for CINTRON Macey

Doubles - CAN 3 - HICKS Z, MESSMER G, WIDEMAN N; PUR 3 - CARTER ND, RIVERA AJ, RODRIGUEZ K

Triples - CAN 1 - ENTZMINGER E; PUR 0

Home runs - CAN 0; PUR 2 - OCASIO A in 1st (2 RBI), MARTINEZ J in 3rd (2 RBI)

Sacrifice hits - CAN 0; PUR 1 - CARTER ND

Sacrifice flies - CAN 0; PUR 1 - FURBUSH AG

Grounded into double play - CAN 1 - MESSMER G; PUR 1 - FURBUSH AG

Double plays - CAN 1 - HICKS Z, LEUNG J, MESSMER G; PUR 1 - CINTRON M, MARTINEZ J, TABOAS LM



Results

Canada (CAN)	W/L/S	IP	H	R	ER	BB	SO	HR	WP	BK/ILP	AB	BF	NP
BODRUG D		1.1	3	3	3	1	-	1	-	-	6	8	34
REIMER M	W (1,0,0)	1.2	3	4	4	1	2	1	-	-	7	10	45
RACKEL M	S (0,0,1)	4.0	5	2	2	-	2	-	-	-	17	17	60
Totals:		7.0	11	9	9	2	4	2	-	-	30	35	139

BODRUG Dawn faced 1 batters in the 2nd inning

Puerto Rico (PUR)	W/L/S	IP	H	R	ER	BB	SO	HR	WP	BK/ILP	AB	BF	NP
FURBUSH AG	L (0,1,0)	2.0	6	6	6	2	1	-	1	-	12	14	41
CINTRON M		5.0	9	5	5	-	1	-	-	-	23	23	65
Totals:		7.0	15	11	11	2	2	-	1	-	35	37	106

FURBUSH Aynslie Grace faced 5 batters in the 3rd inning

Hit by pitch - CAN 1 - RIVERA AJ by REIMER M; PUR 0

Technical Commissioners:

Umpires:

(PL) SONMEZ Galip (GER)
(2B) KAIARUNA Tony (NZL)

(1B) CHENG Tao (CHN)
(3B) ZIDEK Michal (CZE)

Scorekeepers:

CAI Yi Jhen (TPE)

HOGETOORN Linda (NED)

TOKUI Akane (JPN)

Length of game:

2h 20min

Conditions:

Partly cloudy

Attendance:

Temperature: 29°C/84°F

Humidity:

Legend:			
*	Substitutions	1B	First base
A	Assists	AB	At bats
BK/ILP	Balks/Illegal pitches	C	Catcher
DP	Double plays/Designated Player	CF	Center Fielder
H	Hits	E	Errors
LF	Left Fielder	IP	Innings pitched
PH	Pinch hitter	NP	Number of pitches
RBI	Runs batted in	Pos.	Position
SS	Shortstop	S	Save
		WP	Wild pitches
		3B	Third base
		BF	Batters faced
		ER	Earned runs allowed
		L	Loss
		P	Pitcher
		R	Runs
		SO	Strikeouts
		LOB	Left on base
		PO	Put outs
		RF	Right Fielder
		W	Win



Starting Line-Up

AUS - Australia

No. Player	Pos.	B/T	AVG	GP	GS	AB	R	H	2B	3B	HR	RBI	SLG%	BB	HBP	SO	OB%	SB	ATT.
17 ELLIOTT Olivia	CF	R/R																	
21 WHITEFIELD Tamieka	2B	R/R																	
42 WHATMAN Shaylan	3B	R/R																	
8 HOOD Georgia	1B	R/R																	
12 ADKINS Pippa	LF	L/L																	
20 KUZMINSKI Olivia	DP	R/R																	
23 STEWART Brooke	C	R/R																	
18 SCOTT Madison	SS	L/R																	
11 KEEVERS Shannon	RF	L/L																	

No. Starting Pitcher	ERA	W	L	GP	GS	CG	IP	H	R	ER	BB	SO	B/AVG	WP	BK/ILP	HBP
53 LAMB Kandra																

JPN - Japan

No. Player	Pos.	B/T	AVG	GP	GS	AB	R	H	2B	3B	HR	RBI	SLG%	BB	HBP	SO	OB%	SB	ATT.
22 FUJIMORI Natsumi	RF	L/R																	
11 KAMATA Yuuki	2B	L/R																	
6 ISHIKAWA Kyoko	SS	L/R																	
7 SAKAMOTO Yui	3B	R/R																	
10 NAITO Minori	1B	R/R																	
24 KIRIISHI Yume	DP	R/R																	
25 AGATSUMA Haruka	C	R/R																	
23 FUJIMOTO Urara	LF	L/R																	
15 KAROJI Ayana	CF	R/R																	

No. Starting Pitcher	ERA	W	L	GP	GS	CG	IP	H	R	ER	BB	SO	B/AVG	WP	BK/ILP	HBP
27 GOTO Miu																



Starting Line-Up

AUS - Australia

Non-Starters

No.	Player	Pos.	B/T
5	ADAMS Neve	C	R/R
7	WRIXON Grace	P/OF	R/R
15	REDDACLIFF Jayme	P	R/R
32	PARNABY Kaia	P	L/L
79	TRIM Jenna	IF	R/R

Head Coach

PORTER Kerrie

Coach

HARDING Tanya
LUCAS Benjamin Todd
TOLLENAERE Kym

JPN - Japan

Non-Starters

No.	Player	Pos.	B/T
2	MIWA Sakura	P	R/R
3	KUDO Kanna	IF	L/R
16	HAMAMURA Yukari	P	R/R
17	UENO Yukiko	P	R/R
26	TSUKAMOTO Hotaru	OF	L/R

Head Coach

UTSUGI Reika

Coach

MATSUDA Hikaru
YAMAMOTO Yu

Umpires: LOPEZ William
ZIDEK Michal
CHENG Tao
KAJARUNA Tony

PUR PL
CZE 1B
CHN 2B
NZL 3B

Technical Commissioners: SANNA Giovanni
ZHANG Xuan
ITA
CHN

Scorekeepers: CAI Yi Jhen
HOGETOORN Linda
TOKUI Akane
TPE
NED
JPN

Note:

Visitor team is shown on the left.

Legend:

1B First base	2B Doubles/Second base	3B Triples/Third base	AB At bats
AVG Batting average	ATT. Stolen base attempts	B Both	B/AVG Opponent batting average
BB Bases on balls	BK/ILP Balks/Illegal Pitches	B/T Bat/Throw Hand	C Catcher
CF Center Fielder	CG Completed Games	DP Designated Player	ER Earned runs allowed
ERA Earned run average	GP Games pitched/played	GS Games started	H Hits
HBP Hit by pitch	HR Home runs	IF Infielder	IP Innings pitched/played
L Loss/left hand	LF Left Fielder	No. Uniform number	OB% On base percentage
OF Outfielder	P Pitcher	Pos. Position	R Runs/right hand
RBI Runs batted in	RF Right Fielder	SB Stolen bases	SLG% Slugging percentage
SO Strikeouts	SS Shortstop	U Utility	W Win
WP Wild pitches			



Results

AUS 3 - 10 JPN

	1	2	3	4	5	6	7	R	H	E	LOB
AUS - Australia	0	0	0	0	3	0		3	6	2	5
JPN - Japan	0	3	2	3	0	2		10	12	2	6

Australia (AUS)	Pos.	AB	R	H	RBI	BB	SO	PO	A	E
ELLIOTT O	CF	3	1	2	-	-	-	4	-	-
WHITEFIELD T	2B	3	1	1	2	-	1	2	2	-
WHATMAN S	3B	3	-	-	-	-	2	1	-	-
HOOD G	1B	3	-	-	-	-	2	4	1	-
ADKINS P	LF	3	-	2	-	-	-	2	-	1
KUZMINSKI O	DP	3	-	-	-	-	1	-	-	-
STEWART B	C	3	-	-	-	-	2	2	1	-
SCOTT M	SS	2	-	-	-	-	-	-	-	1
*TRIM J	PH	-	-	-	-	-	-	-	-	-
KEEVERS S	RF	2	1	1	-	-	-	1	-	-
LAMB K	P	-	-	-	-	-	-	-	-	-
*REDDACLIFF J	P	-	-	-	-	-	-	-	-	-
*WRIXON G	P	-	-	-	-	-	-	-	-	-
Totals:		25	3	6	2	-	8	16	4	2

Bottom 3rd REDDACLIFF Jayme to play pitcher for AUS substituting LAMB Kandra

Bottom 4th WRIXON Grace to play pitcher for AUS substituting REDDACLIFF Jayme

Top 5th Pinch hitter TRIM Jenna hitting for SCOTT Madison

Top 5th Former player SCOTT Madison re-entering for TRIM Jenna

Japan (JPN)	Pos.	AB	R	H	RBI	BB	SO	PO	A	E
FUJIMORI N	RF	3	1	1	3	1	-	1	-	-
KAMATA Y	2B	4	1	2	-	-	-	2	1	-
ISHIKAWA K	SS	3	3	3	2	1	-	1	2	1
SAKAMOTO Y	3B	4	2	2	1	-	1	-	-	-
NAITO M	1B	4	-	2	2	-	-	3	-	1
KIRIISHI Y	DP	1	1	1	1	2	-	-	-	-
	C	-	-	-	-	-	-	1	-	-
AGATSUMA H	C	1	1	-	-	1	-	7	-	-
*KUDO K	PH	1	-	-	-	-	-	-	-	-
	DP	-	-	-	-	-	-	-	-	-
FUJIMOTO U	LF	3	1	1	-	-	-	1	-	-
KAROJI A	CF	3	-	-	-	-	1	2	-	-
GOTO M	P	-	-	-	-	-	-	-	-	-
*MIWA S	P	-	-	-	-	-	-	-	-	-
*HAMAMURA Y	P	-	-	-	-	-	-	-	-	-
Totals:		27	10	12	9	5	2	18	3	2

Bottom 2nd Temporary runner KAROJI Ayana(re-enter) running for AGATSUMA Haruka

Bottom 4th Pinch hitter KUDO Kanna hitting for AGATSUMA Haruka

Top 5th MIWA Sakura to play pitcher for JPN substituting GOTO Miu

Top 5th KIRIISHI Yume remained in the game as catcher

Top 5th KUDO Kanna moved to designated player

Top 6th HAMAMURA Yukari to play pitcher for JPN substituting MIWA Sakura

Top 6th GOTO Miu to play pitcher for JPN substituting HAMAMURA Yukari

Doubles - AUS 1 - WHITEFIELD T; JPN 5 - FUJIMORI N, KIRIISHI Y, SAKAMOTO Y, ISHIKAWA K (2)

Stolen bases - AUS 0; JPN 1 - FUJIMORI N

Caught stealing - AUS 0; JPN 1 - KAMATA Y

Passed balls - AUS 1 - STEWART B; JPN 0

Australia (AUS)	W/L/S	IP	H	R	ER	BB	SO	HR	WP	BK/ILP	AB	BF	NP
LAMB K	L (0,1,0)	2.0	4	4	1	3	1	-	-	-	9	12	47
REDDACLIFF J		1.2	5	4	3	1	-	-	-	-	10	11	42
WRIXON G		1.2	3	2	2	1	1	-	-	-	8	9	41
Totals:		5.1	12	10	6	5	2	-	-	-	27	32	130

LAMB Kandra faced 2 batters in the 3rd inning

REDDACLIFF Jayme faced 3 batters in the 4th inning

Japan (JPN)	W/L/S	IP	H	R	ER	BB	SO	HR	WP	BK/ILP	AB	BF	NP
GOTO M	W (1,0,0)	4.2	4	-	-	-	8	-	-	-	18	18	65
MIWA S		1.0	2	3	2	-	-	-	-	-	6	7	21
HAMAMURA Y		0.1	-	-	-	-	-	-	-	-	1	1	8
Totals:		6.0	6	3	2	-	8	-	-	-	25	26	94

HAMAMURA Yukari faced 1 batters in the 6th inning

Hit by pitch - AUS 0; JPN 1 - TRIM J by MIWA S



Results

Technical Commissioners:

Umpires:

SANNA Giovanni (ITA)
(PL) LOPEZ William (PUR)
(2B) CHENG Tao (CHN)

ZHANG Xuan (CHN)
(1B) ZIDEK Michal (CZE)
(3B) KAIARUNA Tony (NZL)

Scorekeepers:

CAI Yi Jhen (TPE) HOGETOORN Linda (NED) TOKUI Akane (JPN)

Length of game:

2h 5min

Conditions:

Sunny

Attendance:

Temperature: 32°C/90°F

Humidity:

Legend:

*	Substitutions	1B	First base	2B	Second base	3B	Third base
A	Assists	AB	At bats	BB	Bases on balls	BF	Batters faced
BK/ILP	Balks/Illegal pitches	C	Catcher	CF	Center Fielder		
DP	Double plays/Designated Player	E	Errors	ER	Earned runs allowed		
H	Hits	IP	Innings pitched	L	Loss		
LF	Left Fielder	NP	Number of pitches	P	Pitcher		
PH	Pinch hitter	Pos.	Position	R	Runs		
RBI	Runs batted in	S	Save	SO	Strikeouts		
SS	Shortstop	WP	Wild pitches				
		HR	Home runs				
		LOB	Left on base				
		PO	Put outs				
		RF	Right Fielder				
		W	Win				



Starting Line-Up

CAN - Canada

No. Player	Pos.	B/T	AVG	GP	GS	AB	R	H	2B	3B	HR	RBI	SLG%	BB	HBP	SO	OB%	SB	ATT.
26 FRANKLIN Larissa	CF	L/R	.400	1	2	5	2	2	-	-	-	-	.400	-	-	-	.400	-	0
19 ENTZMINGER Emma	3B	R/R	.333	1	2	3	1	1	-	1	-	1	1.000	1	-	-	.500	-	0
72 WONG Caitlyn Claire Winnie	DP	R/R	.333	1	2	3	1	1	-	-	-	1	.333	1	-	1	.500	-	0
44 JONES Kianna	RF	R/R	.750	1	2	4	2	3	-	-	-	1	.750	-	-	-	.750	-	0
3 POLIDORI Erika	LF	R/L	.500	1	2	4	2	2	-	-	-	1	.500	-	-	1	.500	-	0
77 MESSMER Grace	2B	R/R	.500	1	2	4	1	2	1	-	-	3	.750	-	-	-	.500	-	0
5 PILGRIM Callum	1B	R/R	.500	1	2	2	1	1	-	-	-	1	.500	-	-	-	.500	-	0
2 WIDEMAN Natalie	C	R/R	.250	1	2	4	1	1	1	-	-	3	.500	-	-	-	.250	-	0
14 LEUNG Janet	SS	R/R	.250	1	2	4	-	1	-	-	-	-	.250	-	-	-	.250	-	0

No. Starting Pitcher	ERA	W	L	GP	GS	CG	IP	H	R	ER	BB	SO	B/AVG	WP	BK/ILP	HBP
10 TEPERSON Annabel																

AUS - Australia

No. Player	Pos.	B/T	AVG	GP	GS	AB	R	H	2B	3B	HR	RBI	SLG%	BB	HBP	SO	OB%	SB	ATT.
17 ELLIOTT Olivia	CF	R/R	.667	1	2	3	1	2	-	-	-	-	.667	-	-	-	.667	-	0
21 WHITEFIELD Tamieka	2B	R/R	.333	1	2	3	1	1	1	-	-	2	.667	-	-	1	.333	-	0
42 WHATMAN Shaylan	3B	R/R	.000	1	2	3	-	-	-	-	-	-	.000	-	-	2	.000	-	0
79 TRIM Jenna	DP	R/R		1	1	-	-	-	-	-	-	-		-	1	-	1.000	-	0
12 ADKINS Pippa	LF	L/L	.667	1	2	3	-	2	-	-	-	-	.667	-	-	-	.667	-	0
8 HOOD Georgia	1B	R/R	.000	1	2	3	-	-	-	-	-	-	.000	-	-	2	.000	-	0
23 STEWART Brooke	C	R/R	.000	1	2	3	-	-	-	-	-	-	.000	-	-	2	.000	-	0
18 SCOTT Madison	SS	L/R	.000	1	2	2	-	-	-	-	-	-	.000	-	-	-	.000	-	0
11 KEEVERS Shannon	RF	L/L	.500	1	2	2	1	1	-	-	-	-	.500	-	-	-	.500	-	0

No. Starting Pitcher	ERA	W	L	GP	GS	CG	IP	H	R	ER	BB	SO	B/AVG	WP	BK/ILP	HBP
32 PARNABY Kaia																



Starting Line-Up

CAN - Canada

Non-Starters

No.	Player	Pos.	B/T
7	FORMAN Logan	IF	R/R
8	REIMER Morgan	P	R/R
13	HICKS Zoe	IF	L/R
18	BODRUG Dawn	P	R/R
99	RACKEL Morgan	P	L/R

Head Coach

RAFTER Kaleigh

Coach

CONRAD Christian
JONES Chris
LYE Joey

AUS - Australia

Non-Starters

No.	Player	Pos.	B/T
5	ADAMS Neve	C	R/R
7	WRIXON Grace	P/OF	R/R
15	REDDACLIFF Jayme	P	R/R
20	KUZMINSKI Olivia	IF	R/R
53	LAMB Kandra	P	R/R

Head Coach

PORTER Kerrie

Coach

HARDING Tanya
LUCAS Benjamin Todd
TOLLENAERE Kym

Umpires: HASHIMOTO Takashi
YABE Miki
LOPEZ William
SONMEZ Galip

JPN PL
JPN 1B
PUR 2B
GER 3B

Technical Commissioners: TSUKIOKA Shuro
XIE Xin

JPN
CHN

Scorekeepers: CAI Yi Jhen
NAKAMURA Fuka
TOKUI Akane

TPE
JPN
JPN

Note:

Visitor team is shown on the left.

Legend:

1B First base	2B Doubles/Second base	3B Triples/Third base	AB At bats
AVG Batting average	ATT. Stolen base attempts	B Both	B/AVG Opponent batting average
BB Bases on balls	BK/ILP Balks/Illegal Pitches	B/T Bat/Throw Hand	C Catcher
CF Center Fielder	CG Completed Games	DP Designated Player	ER Earned runs allowed
ERA Earned run average	GP Games pitched/played	GS Games started	H Hits
HBP Hit by pitch	HR Home runs	IF Infielder	IP Innings pitched/played
L Loss/left hand	LF Left Fielder	No. Uniform number	OB% On base percentage
OF Outfielder	P Pitcher	Pos. Position	R Runs/right hand
RBI Runs batted in	RF Right Fielder	SB Stolen bases	SLG% Slugging percentage
SO Strikeouts	SS Shortstop	U Utility	W Win
WP Wild pitches			



Results

CAN 9 - 0 AUS

	1	2	3	4	5	6	7	R	H	E	LOB
CAN - Canada	3	0	0	2	1	3		9	9	0	9
AUS - Australia	0	0	0	0	0	0		0	5	0	4

Canada (CAN)	Pos.	AB	R	H	RBI	BB	SO	PO	A	E
FRANKLIN L	CF	4	1	1	-	-	-	1	-	-
ENTZMINGER E	3B	3	3	2	1	1	-	1	3	-
WONG CCW	DP	2	1	1	-	1	-	-	-	-
	1B	1	-	-	-	-	-	3	-	-
*FORMAN L	PR	-	1	-	-	-	-	-	-	-
	C	-	-	-	-	-	-	-	-	-
JONES K	RF	4	2	2	2	-	-	-	-	-
POLIDORI E	LF	2	-	1	1	-	-	2	-	-
MESSMER G	2B	3	-	1	1	-	-	-	-	-
PILGRIM C	1B	-	-	-	-	1	-	-	-	-
	DP	1	-	-	-	-	-	-	-	-
*HICKS Z	DP	-	-	-	-	-	-	-	-	-
	1B	1	-	-	1	1	-	8	1	-
WIDEMAN N	C	2	-	-	-	-	-	2	-	-
	DP	-	-	-	-	-	-	-	-	-
LEUNG J	SS	3	1	1	1	-	-	1	4	-
TEPERSON A	P	-	-	-	-	-	-	-	1	-
*BODRUG D	P	-	-	-	-	-	-	-	2	-
Totals:		26	9	9	7	4	-	18	11	-

Bottom 1st WONG Caitlyn Claire Winnie moved to first baseman
Bottom 1st PILGRIM Callum moved to designated player
Bottom 3rd HICKS Zoe to play designated player for CAN substituting PILGRIM Callum
Bottom 3rd HICKS Zoe moved to first baseman
Bottom 3rd WONG Caitlyn Claire Winnie moved to designated player
Bottom 5th BODRUG Dawn to play pitcher for CAN substituting TEPERSON Annabel
Top 6th Pinch runner FORMAN Logan running for WONG Caitlyn Claire Winnie
Bottom 6th FORMAN Logan moved to catcher
Bottom 6th WIDEMAN Natalie remained in the game as designated player

Australia (AUS)	Pos.	AB	R	H	RBI	BB	SO	PO	A	E
ELLIOTT O	CF	3	-	2	-	-	-	-	-	-
WHITEFIELD T	2B	3	-	-	-	-	-	4	1	-
WHATMAN S	3B	3	-	1	-	-	-	1	2	-
TRIM J	DP	2	-	-	-	1	-	-	-	-
ADKINS P	LF	3	-	1	-	-	1	2	-	-
HOOD G	1B	2	-	-	-	-	-	6	-	-
STEWART B	C	2	-	1	-	-	-	-	-	-
*ADAMS N	C	-	-	-	-	-	-	-	-	-
SCOTT M	SS	1	-	-	-	-	-	2	1	-
*KUZMINSKI O	PH	1	-	-	-	-	-	-	-	-
	SS	-	-	-	-	-	-	-	1	-
KEEVERS S	RF	2	-	-	-	-	-	3	-	-
PARNABY K	P	-	-	-	-	-	-	-	-	-
*LAMB K	P	-	-	-	-	-	-	-	-	-
*WRIXON G	P	-	-	-	-	-	-	-	-	-
Totals:		22	-	5	-	1	1	18	5	-

Top 2nd LAMB Kandra to play pitcher for AUS substituting PARNABY Kaia
Top 5th ADAMS Neve to play catcher for AUS substituting STEWART Brooke
Top 5th WRIXON Grace to play pitcher for AUS substituting LAMB Kandra
Bottom 5th Pinch hitter KUZMINSKI Olivia hitting for SCOTT Madison
Top 6th KUZMINSKI Olivia remained in the game as shortstop
Top 6th PARNABY Kaia to play pitcher for AUS substituting WRIXON Grace

Doubles - CAN 2 - FRANKLIN L, JONES K; AUS 2 - ADKINS P, ELLIOTT O

Triples - CAN 0; AUS 1 - ELLIOTT O

Home runs - CAN 3 - LEUNG J in 4th (1 RBI), ENTZMINGER E in 4th (1 RBI), JONES K in 5th (1 RBI); AUS 0

Stolen bases - CAN 1 - ENTZMINGER E; AUS 0

Sacrifice flies - CAN 2 - MESSMER G, POLIDORI E; AUS 0

Grounded into double play - CAN 0; AUS 1 - HOOD G

Double plays - CAN 1 - ENTZMINGER E, HICKS Z, LEUNG J; AUS 0



Results

Canada (CAN)	W/L/S	IP	H	R	ER	BB	SO	HR	WP	BK/ILP	AB	BF	NP
TEPERSON A	W (1,0,0)	4.0	5	-	-	-	1	-	-	-	16	16	48
BODRUG D	S (0,0,1)	2.0	-	-	-	1	-	-	-	-	6	7	31
Totals:		6.0	5	-	-	1	1	-	-	-	22	23	79

Australia (AUS)	W/L/S	IP	H	R	ER	BB	SO	HR	WP	BK/ILP	AB	BF	NP
PARNABY K	L (0,1,0)	2.0	2	3	3	2	-	-	3	-	7	13	43
LAMB K		3.0	4	3	3	-	-	3	-	-	13	13	43
WRIXON G		1.0	3	3	3	2	-	-	-	-	6	10	38
Totals:		6.0	9	9	9	4	-	3	3	-	26	36	124

LAMB Kandra faced 2 batters in the 5th inning

WRIXON Grace faced 4 batters in the 6th inning

Hit by pitch - CAN 0; AUS 4 - LEUNG J by PARNABY K, WIDEMAN N by WRIXON G, POLIDORI E by WRIXON G, WIDEMAN N by PARNABY K

Technical Commissioners:

Umpires: (PL) HASHIMOTO Takashi (JPN) (1B) YABE Miki (JPN)
(2B) LOPEZ William (PUR) (3B) SONMEZ Galip (GER)

Scorekeepers: CAI Yi Jhen (TPE) NAKAMURA Fuka (JPN) TOKUI Akane (JPN)

Length of game: 1h 57min

Conditions: Partly cloudy

Attendance:

Temperature: 26°C/79°F

Humidity:

Legend:			
*	Substitutions	1B	First base
A	Assists	AB	At bats
BK/ILP	Balks/Illegal pitches	C	Catcher
DP	Double plays/Designated Player		
H	Hits	HR	Home runs
LF	Left Fielder	LOB	Left on base
PH	Pinch hitter	PO	Put outs
R	Runs	RBI	Runs batted in
SO	Strikeouts	SS	Shortstop
		2B	Second base
		BB	Bases on balls
		CF	Center Fielder
		E	Errors
		IP	Innings pitched
		NP	Number of pitches
		Pos.	Position
		RF	Right Fielder
		W	Win
		3B	Third base
		BF	Batters faced
		ER	Earned runs allowed
		L	Loss
		P	Pitcher
		PR	Pinch Runner
		S	Save
		WP	Wild pitches



Starting Line-Up

PUR - Puerto Rico

No. Player	Pos.	B/T	AVG	GP	GS	AB	R	H	2B	3B	HR	RBI	SLG%	BB	HBP	SO	OB%	SB	ATT.
52 TABOAS Luna Maria	SS	L/R	.000	1	2	3	1	-	-	-	-	-	.000	1	-	1	.250	-	0
4 MARTINEZ Janelle	LF	R/R	.750	1	2	4	2	3	-	-	1	2	1.500	-	-	-	.750	-	0
8 OCASIO Aleshia	RF	L/R	.333	1	2	3	2	1	-	-	1	2	1.333	1	-	-	.500	-	0
32 RODRIGUEZ Kairi	C	R/R	.500	1	2	4	2	2	1	-	-	2	.750	-	-	-	.500	-	0
88 ORTIZ MARTINEZ Camille Nahir	1B	R/R	1.000	1	1	1	-	1	-	-	-	1	1.000	-	-	-	1.000	-	0
27 CORDOVA Odalys	CF	R/R																	
18 FURBUSH Aynslie Grace	DP	R/R	.333	1	2	3	-	1	-	-	-	1	.333	-	-	-	.250	-	0
19 RIVERA Alanah Joy	3B	R/R	.333	1	2	3	-	1	1	-	-	1	.667	-	1	2	.500	-	0
21 GARCIA Kathyria	2B	B/R	.000	1	2	3	-	-	-	-	-	-	.000	-	-	-	.000	-	0

No. Starting Pitcher	ERA	W	L	GP	GS	CG	IP	H	R	ER	BB	SO	B/AVG	WP	BK/ILP	HBP
10 BUCHER Keira																

JPN - Japan

No. Player	Pos.	B/T	AVG	GP	GS	AB	R	H	2B	3B	HR	RBI	SLG%	BB	HBP	SO	OB%	SB	ATT.
22 FUJIMORI Natsumi	RF	L/R	.333	1	2	3	1	1	1	-	-	3	.667	1	-	-	.500	1	1
11 KAMATA Yuuki	2B	L/R	.500	1	2	4	1	2	-	-	-	-	.500	-	-	-	.500	-	1
6 ISHIKAWA Kyoko	SS	L/R	1.000	1	2	3	3	3	2	-	-	2	1.667	1	-	-	1.000	-	0
7 SAKAMOTO Yui	3B	R/R	.500	1	2	4	2	2	1	-	-	1	.750	-	-	1	.500	-	0
10 NAITO Minori	1B	R/R	.500	1	2	4	-	2	-	-	-	2	.500	-	-	-	.500	-	0
23 FUJIMOTO Urara	LF	L/R	.333	1	2	3	1	1	-	-	-	-	.333	-	-	-	.333	-	0
25 AGATSUMA Haruka	C	R/R	.000	1	2	1	1	-	-	-	-	-	.000	1	-	-	.500	-	0
15 KAROJI Ayana	CF	R/R	.000	1	2	3	-	-	-	-	-	-	.000	-	-	1	.000	-	0

No. Starting Pitcher	ERA	W	L	GP	GS	CG	IP	H	R	ER	BB	SO	B/AVG	WP	BK/ILP	HBP
27 GOTO Miu	0.00	1	-	1	2	-	4.2	4	-	-	-	8	.222	-	-	-



Starting Line-Up

PUR - Puerto Rico

Non-Starters

No.	Player	Pos.	B/T
3	CARTER Nia Denise	OF	L/R
5	ROSARIO RODRIGUEZ Valeria Angelica	IF	R/R
9	ROMAN Tatianna	OF	L/R
16	CINTRON Macey	P/IF	R/R
20	BERMUDEZ Alexis Ruby	P	R/R

Head Coach

SANTOS David

Coach

LEON Carlos

JPN - Japan

Non-Starters

No.	Player	Pos.	B/T
2	MIWA Sakura	P	R/R
3	KUDO Kanna	IF	L/R
16	HAMAMURA Yukari	P	R/R
17	UENO Yukiko	P	R/R
24	KIRIISHI Yume	C	R/R
26	TSUKAMOTO Hotaru	OF	L/R

Head Coach

UTSUGI Reika

Coach

MATSUDA Hikaru
YAMAMOTO Yu

Umpires: ZIDEK Michal
KAJARUNA Tony
CHENG Tao
GAUDREAU Genevieve

CZE PL
NZL 1B
CHN 2B
CAN 3B

Technical Commissioners: KERR Cathy AUS
ZHANG Xuan CHN
Scorekeepers: HOGETOORN Linda NED
XUE Min CHN
YAGI Miyoko JPN

Note:
Visitor team is shown on the left.

Legend:					
1B	First base	2B	Doubles/Second base	3B	Triples/Third base
AVG	Batting average	ATT.	Stolen base attempts	B	Both
BB	Bases on balls	BK/ILP	Balks/Illegal Pitches	B/T	Bat/Throw Hand
CF	Center Fielder	CG	Completed Games	DP	Designated Player
ERA	Earned run average	GP	Games pitched/played	GS	Games started
HBP	Hit by pitch	HR	Home runs	IF	Infielder
L	Loss/left hand	LF	Left Fielder	No.	Uniform number
OF	Outfielder	P	Pitcher	Pos.	Position
RBI	Runs batted in	RF	Right Fielder	SB	Stolen bases
SO	Strikeouts	SS	Shortstop	U	Utility
WP	Wild pitches			AB	At bats
				B/AVG	Opponent batting average
				C	Catcher
				ER	Earned runs allowed
				H	Hits
				IP	Innings pitched/played
				OB%	On base percentage
				R	Runs/right hand
				SLG%	Slugging percentage
				W	Win



Results

PUR 0 - 7 JPN

	1	2	3	4	5	6	7	R	H	E	LOB
PUR - Puerto Rico	0	0	0	0	0			0	1	1	2
JPN - Japan	3	3	0	1	x			7	5	0	3

Puerto Rico (PUR)	Pos.	AB	R	H	RBI	BB	SO	PO	A	E
TABOAS LM	SS	1	-	1	-	-	-	1	1	-
*ROSARIO RODRIGUEZ	PH	1	-	-	-	-	-	-	-	-
	SS	-	-	-	-	-	-	-	-	-
MARTINEZ J	LF	2	-	-	-	-	1	3	-	-
	1B	-	-	-	-	-	-	2	-	-
OCASIO A	RF	1	-	-	-	-	1	-	-	-
*ROMAN T	RF	-	-	-	-	-	-	-	-	-
	LF	1	-	-	-	-	1	-	-	-
RODRIGUEZ K	C	-	-	-	-	1	-	-	-	-
	DP	1	-	-	-	-	-	-	-	-
ORTIZ MARTINEZ CN	1B	1	-	-	-	-	1	1	-	-
	C	1	-	-	-	-	1	1	-	-
CORDOVA O	CF	2	-	-	-	-	-	2	-	-
FURBUSH AG	DP	1	-	-	-	-	-	-	-	-
	RF	1	-	-	-	-	-	-	-	-
RIVERA AJ	3B	2	-	-	-	-	2	2	1	1
GARCIA K	2B	1	-	-	-	-	-	-	1	-
BUCHER K	P	-	-	-	-	-	-	-	-	-
*BERMUDEZ AR	P	-	-	-	-	-	-	-	-	-
Totals:		16	-	1	-	1	7	12	3	1

Bottom 2nd BERMUDEZ Alexis Ruby to play pitcher for PUR substituting BUCHER Keira
Top 3rd Pinch hitter ROSARIO RODRIGUEZ Valeria Angelica hitting for TABOAS Luna Maria
Bottom 3rd ROSARIO RODRIGUEZ Valeria Angelica remained in the game as shortstop
Bottom 3rd ROMAN Tatianna to play right fielder for PUR substituting OCASIO Aleshia
Bottom 3rd ORTIZ MARTINEZ Camille Nahir moved to catcher
Bottom 3rd MARTINEZ Janelle moved to first baseman
Bottom 3rd ROMAN Tatianna moved to left fielder
Bottom 3rd FURBUSH Aynslie Grace moved to right fielder
Bottom 3rd RODRIGUEZ Kairi moved to designated player

Japan (JPN)	Pos.	AB	R	H	RBI	BB	SO	PO	A	E
FUJIMORI N	RF	2	2	1	1	1	1	1	-	-
KAMATA Y	2B	1	-	-	-	-	-	-	1	-
*KUDO K	PH	1	1	1	3	-	-	-	-	-
	2B	1	-	1	1	-	-	1	1	-
ISHIKAWA K	SS	2	1	-	-	1	-	1	2	-
SAKAMOTO Y	3B	3	-	-	-	-	-	-	-	-
TSUKAMOTO H	DP	1	1	-	-	1	-	-	-	-
NAITO M	1B	2	-	1	2	-	-	4	-	-
FUJIMOTO U	LF	1	-	-	-	1	-	1	-	-
AGATSUMA H	C	2	-	-	-	-	-	4	-	-
*KIRIISHI Y	C	-	-	-	-	-	-	3	-	-
KAROJI A	CF	2	2	1	-	-	-	-	-	-
GOTO M	P	-	-	-	-	-	-	-	-	-
*UENO Y	P	-	-	-	-	-	-	-	-	-
Totals:		18	7	5	7	4	1	15	4	-

Bottom 2nd Pinch hitter KUDO Kanna hitting for KAMATA Yuuki
Top 3rd KUDO Kanna remained in the game as second baseman
Top 4th UENO Yukiko to play pitcher for JPN substituting GOTO Miu
Top 4th KIRIISHI Yume to play catcher for JPN substituting AGATSUMA Haruka

Doubles - PUR 0; JPN 1 - KUDO K
Home runs - PUR 0; JPN 2 - FUJIMORI N in 1st (1 RBI), KUDO K in 2nd (3 RBI)
Stolen bases - PUR 0; JPN 3 - ISHIKAWA K, KAROJI A, TSUKAMOTO H
Passed balls - PUR 1 - ORTIZ MARTINEZ CN; JPN 0



Results

Puerto Rico (PUR)	W/L/S	IP	H	R	ER	BB	SO	HR	WP	BK/ILP	AB	BF	NP
BUCHER K	L (0,1,0)	1.1	2	4	3	2	-	1	-	-	7	9	32
BERMUDEZ AR		2.2	3	3	3	2	1	1	-	-	11	13	53
Totals:		4.0	5	7	6	4	1	2	-	-	18	22	85

BUCHER Keira faced 1 batters in the 2nd inning

Japan (JPN)	W/L/S	IP	H	R	ER	BB	SO	HR	WP	BK/ILP	AB	BF	NP
GOTO M	W (2,0,0)	3.0	1	-	-	1	4	-	-	-	10	11	50
UENO Y	S (0,0,1)	2.0	-	-	-	-	3	-	-	-	6	6	24
Totals:		5.0	1	-	-	1	7	-	-	-	16	17	74

GOTO Miu faced 1 batters in the 4th inning

Technical Commissioners:

Umpires: (PL) ZIDEK Michal (CZE) (1B) KAIARUNA Tony (NZL)
(2B) CHENG Tao (CHN) (3B) GAUDREAU Genevieve (CAN)

Scorekeepers: HOGETOORN Linda (NED) XUE Min (CHN) YAGI Miyoko (JPN)

Length of game: 1h 17min Attendance:
Conditions: Partly cloudy Temperature: 32°C/90°F Humidity:

Legend:			
*	Substitutions	1B	First base
A	Assists	AB	At bats
BK/ILP	Balks/Illegal pitches	C	Catcher
DP	Double plays/Designated Player	CF	Center Fielder
H	Hits	E	Errors
LF	Left Fielder	IP	Innings pitched
PH	Pinch hitter	NP	Number of pitches
RBI	Runs batted in	Pos.	Position
SS	Shortstop	S	Save
		WP	Wild pitches
		3B	Third base
		BF	Batters faced
		ER	Earned runs allowed
		L	Loss
		P	Pitcher
		R	Runs
		SO	Strikeouts
		x	Did not bat



Starting Line-Up

JPN - Japan

No. Player	Pos.	B/T	AVG	GP	GS	AB	R	H	2B	3B	HR	RBI	SLG%	BB	HBP	SO	OB%	SB	ATT.
22 FUJIMORI Natsumi	RF	L/R	.400	2	3	5	3	2	1	-	1	4	1.200	2	-	1	.571	1	1
11 KAMATA Yuuki	2B	L/R	.400	2	3	5	1	2	-	-	-	-	.400	-	-	-	.400	-	1
6 ISHIKAWA Kyoko	SS	L/R	.600	2	3	5	4	3	2	-	-	2	1.000	2	-	-	.714	1	1
7 SAKAMOTO Yui	3B	R/R	.286	2	3	7	2	2	1	-	-	1	.429	-	-	1	.286	-	0
10 NAITO Minori	1B	R/R	.500	2	3	6	-	3	-	-	-	4	.500	-	-	-	.500	-	0
26 TSUKAMOTO Hotaru	DP	L/R	.000	1	2	1	1	-	-	-	-	-	.000	1	-	-	.500	1	1
23 FUJIMOTO Urara	LF	L/R	.250	2	3	4	1	1	-	-	-	-	.250	1	-	-	.400	-	0
25 AGATSUMA Haruka	C	R/R	.000	2	3	3	1	-	-	-	-	-	.000	1	-	-	.250	-	0
15 KAROJI Ayana	CF	R/R	.200	2	3	5	2	1	-	-	-	-	.200	-	-	1	.200	1	1

No. Starting Pitcher	ERA	W	L	GP	GS	CG	IP	H	R	ER	BB	SO	B/AVG	WP	BK/ILP	HBP
27 GOTO Miu	0.00	2	-	2	3	-	7.2	5	-	-	1	12	.179	-	-	-

CAN - Canada

No. Player	Pos.	B/T	AVG	GP	GS	AB	R	H	2B	3B	HR	RBI	SLG%	BB	HBP	SO	OB%	SB	ATT.
26 FRANKLIN Larissa	CF	L/R	.333	2	3	9	3	3	1	-	-	-	.444	-	-	-	.333	-	0
19 ENTZMINGER Emma	3B	R/R	.500	2	3	6	4	3	-	1	1	2	1.333	2	-	-	.625	1	1
72 WONG Caitlyn Claire Winnie	DP	R/R	.333	2	3	6	2	2	-	-	-	1	.333	2	-	1	.500	-	0
44 JONES Kianna	RF	R/R	.625	2	3	8	4	5	1	-	1	3	1.125	-	-	-	.625	-	0
3 POLIDORI Erika	LF	R/L	.500	2	3	6	2	3	-	-	-	2	.500	-	1	1	.500	-	0
77 MESSMER Grace	2B	R/R	.429	2	3	7	1	3	1	-	-	4	.571	-	-	-	.375	-	0
13 HICKS Zoe	1B	L/R	.333	2	1	3	-	1	1	-	-	1	.667	1	-	-	.500	-	0
2 WIDEMAN Natalie	C	R/R	.167	2	3	6	1	1	1	-	-	3	.333	-	2	-	.375	-	0
14 LEUNG Janet	SS	R/R	.286	2	3	7	1	2	-	-	1	1	.714	-	1	-	.375	-	0

No. Starting Pitcher	ERA	W	L	GP	GS	CG	IP	H	R	ER	BB	SO	B/AVG	WP	BK/ILP	HBP
8 REIMER Morgan	16.81	1	-	1	1	-	1.2	3	4	4	1	2	.429	-	-	1



Starting Line-Up

JPN - Japan

Non-Starters

No.	Player	Pos.	B/T
2	MIWA Sakura	P	R/R
3	KUDO Kanna	IF	L/R
16	HAMAMURA Yukari	P	R/R
17	UENO Yukiko	P	R/R
24	KIRIISHI Yume	C	R/R

Head Coach

UTSUGI Reika

Coach

MATSUDA Hikaru
YAMAMOTO Yu

CAN - Canada

Non-Starters

No.	Player	Pos.	B/T
5	PILGRIM Callum	OF	R/R
7	FORMAN Logan	IF	R/R
10	TEPERSON Annabel	P	R/R
18	BODRUG Dawn	P	R/R
99	RACKEL Morgan	P	L/R

Head Coach

RAFTER Kaleigh

Coach

CONRAD Christian
JONES Chris
LYE Joey

Umpires: LOPEZ William
SONMEZ Galip
CARTER Jason
PORTEOUS Mark

PUR PL
GER 1B
AUS 2B
NZL 3B

Technical Commissioners: XIE Xin CHN
ZHANG Xuan CHN

Scorekeepers: CAI Yi Jhen TPE
HOGETOORN Linda NED
NAKAMURA Fuka JPN

Note:
Visitor team is shown on the left.

Legend:

1B First base	2B Doubles/Second base	3B Triples/Third base	AB At bats
AVG Batting average	ATT. Stolen base attempts	B Both	B/AVG Opponent batting average
BB Bases on balls	BK/ILP Balks/Illegal Pitches	B/T Bat/Throw Hand	C Catcher
CF Center Fielder	CG Completed Games	DP Designated Player	ER Earned runs allowed
ERA Earned run average	GP Games pitched/played	GS Games started	H Hits
HBP Hit by pitch	HR Home runs	IF Infielder	IP Innings pitched/played
L Loss/left hand	LF Left Fielder	No. Uniform number	OB% On base percentage
OF Outfielder	P Pitcher	Pos. Position	R Runs/right hand
RBI Runs batted in	RF Right Fielder	SB Stolen bases	SLG% Slugging percentage
SO Strikeouts	SS Shortstop	W Win	WP Wild pitches



Results

JPN 1 - 2 CAN

	1	2	3	4	5	6	7	R	H	E	LOB
JPN - Japan	0	0	0	0	0	1	0	1	3	0	5
CAN - Canada	0	1	1	0	0	0	x	2	3	1	6

Japan (JPN)	Pos.	AB	R	H	RBI	BB	SO	PO	A	E
FUJIMORI N	RF	3	-	-	-	-	-	1	-	-
KAMATA Y	2B	1	-	-	-	2	-	4	2	-
ISHIKAWA K	SS	3	1	-	-	-	-	2	3	-
SAKAMOTO Y	3B	3	-	1	-	-	-	-	2	-
NAITO M	1B	3	-	1	1	-	-	6	1	-
TSUKAMOTO H	DP	3	-	-	-	-	-	-	-	-
FUJIMOTO U	LF	3	-	-	-	-	-	1	-	-
AGATSUMA H	C	2	-	-	-	-	-	3	-	-
*KIRIISHI Y	C	1	-	-	-	-	-	1	-	-
KAROJI A	CF	3	-	1	-	-	1	-	-	-
GOTO M	P	-	-	-	-	-	-	-	2	-
*UENO Y	P	-	-	-	-	-	-	-	-	-
Totals:		25	1	3	1	2	1	18	10	-

Bottom 6th UENO Yukiko to play pitcher for JPN substituting GOTO Miu
Bottom 6th KIRIISHI Yume to play catcher for JPN substituting AGATSUMA Haruka

Canada (CAN)	Pos.	AB	R	H	RBI	BB	SO	PO	A	E
FRANKLIN L	CF	3	-	-	-	-	1	1	-	-
ENTZMINGER E	3B	1	1	1	-	-	-	-	3	1
WONG CCW	DP	2	-	1	-	1	-	-	-	-
JONES K	RF	2	-	-	-	1	1	-	-	-
POLIDORI E	LF	3	-	-	-	-	1	2	-	-
MESSMER G	2B	2	1	1	2	1	1	1	-	-
HICKS Z	1B	3	-	-	-	-	-	14	-	-
WIDEMAN N	C	2	-	-	-	1	-	1	-	-
LEUNG J	SS	2	-	-	-	-	-	2	6	-
REIMER M	P	-	-	-	-	-	-	-	5	-
*RACKEL M	P	-	-	-	-	-	-	-	1	-
Totals:		20	2	3	2	4	4	21	15	1

Top 6th RACKEL Morgan to play pitcher for CAN substituting REIMER Morgan

Home runs - JPN 0; CAN 1 - MESSMER G in 2nd (1 RBI)

Grounded into double play - JPN 0; CAN 1 - FRANKLIN L

Double plays - JPN 1 - ISHIKAWA K, KAMATA Y, NAITO M; CAN 0

Japan (JPN)	W/L/S	IP	H	R	ER	BB	SO	HR	WP	BK/ILP	AB	BF	NP
GOTO M	L (2,1,0)	5.0	3	2	2	4	3	1	-	-	17	23	105
UENO Y		1.0	-	-	-	-	1	-	-	-	3	3	11
Totals:		6.0	3	2	2	4	4	1	-	-	20	26	116

Canada (CAN)	W/L/S	IP	H	R	ER	BB	SO	HR	WP	BK/ILP	AB	BF	NP
REIMER M	W (2,0,0)	5.1	1	1	1	2	1	-	-	-	18	20	81
RACKEL M	S (0,0,2)	1.2	2	-	-	-	-	-	-	-	7	7	24
Totals:		7.0	3	1	1	2	1	-	-	-	25	27	105

REIMER Morgan faced 1 batters in the 6th inning

Hit by pitch - JPN 2 - ENTZMINGER E by GOTO M, ENTZMINGER E by GOTO M; CAN 0



Results

Technical Commissioners:

Umpires:

XIE Xin (CHN)
(PL) LOPEZ William (PUR)
(2B) CARTER Jason (AUS)

ZHANG Xuan (CHN)
(1B) SONMEZ Galip (GER)
(3B) PORTEOUS Mark (NZL)

Scorekeepers:

CAI Yi Jhen (TPE) HOGETOORN Linda (NED) NAKAMURA Fuka (JPN)

Length of game:

1h 54min

Conditions:

Few clouds

Attendance:

Temperature: 28°C/82°F

Humidity:

Legend:

*	Substitutions	1B	First base	2B	Second base	3B	Third base
A	Assists	AB	At bats	BB	Bases on balls	BF	Batters faced
BK/ILP	Balks/Illegal pitches	C	Catcher	CF	Center Fielder		
DP	Double plays/Designated Player	E	Errors	IP	Innings pitched	ER	Earned runs allowed
H	Hits	HR	Home runs	NP	Number of pitches	L	Loss
LF	Left Fielder	LOB	Left on base	R	Runs	P	Pitcher
PO	Put outs	Pos.	Position	SO	Strikeouts	RBI	Runs batted in
RF	Right Fielder	S	Save	x	Did not bat	SS	Shortstop
W	Win	WP	Wild pitches				



Starting Line-Up

AUS - Australia

No. Player	Pos.	B/T	AVG	GP	GS	AB	R	H	2B	3B	HR	RBI	SLG%	BB	HBP	SO	OB%	SB	ATT.
17 ELLIOTT Olivia	CF	R/R	.667	2	3	6	1	4	1	1	-	-	1.167	-	-	-	.667	-	0
21 WHITEFIELD Tamieka	2B	R/R	.167	2	3	6	1	1	1	-	-	2	.333	-	-	1	.167	-	0
42 WHATMAN Shaylan	C	R/R	.167	2	3	6	-	1	-	-	-	-	.167	-	-	2	.167	-	0
79 TRIM Jenna	DP	R/R	.000	2	2	2	-	-	-	-	-	-	.000	1	1	-	.500	-	0
12 ADKINS Pippa	LF	L/L	.500	2	3	6	-	3	1	-	-	-	.667	-	-	1	.500	-	0
8 HOOD Georgia	1B	R/R	.000	2	3	5	-	-	-	-	-	-	.000	-	-	2	.000	-	0
20 KUZMINSKI Olivia	3B	R/R	.000	2	2	4	-	-	-	-	-	-	.000	-	-	1	.000	-	0
18 SCOTT Madison	SS	L/R	.000	2	3	3	-	-	-	-	-	-	.000	-	-	-	.000	-	0
11 KEEVERS Shannon	RF	L/L	.250	2	3	4	1	1	-	-	-	-	.250	-	-	-	.250	-	0

No. Starting Pitcher	ERA	W	L	GP	GS	CG	IP	H	R	ER	BB	SO	B/AVG	WP	BK/ILP	HBP
53 LAMB Kandra	5.60	-	1	2	2	-	5.0	8	7	4	3	1	.364	-	-	-

PUR - Puerto Rico

No. Player	Pos.	B/T	AVG	GP	GS	AB	R	H	2B	3B	HR	RBI	SLG%	BB	HBP	SO	OB%	SB	ATT.
52 TABOAS Luna Maria	SS	L/R	.250	2	3	4	1	1	-	-	-	-	.250	1	-	1	.400	-	0
3 CARTER Nia Denise	RF	L/R	.667	1	2	3	2	2	1	-	-	-	1.000	-	-	-	.667	-	0
32 RODRIGUEZ Kairi	C	R/R	.400	2	3	5	2	2	1	-	-	2	.600	1	-	-	.500	-	0
4 MARTINEZ Janelle	LF	R/R	.500	2	3	6	2	3	-	-	1	2	1.000	-	-	1	.500	-	0
27 CORDOVA Odalys	CF	R/R	.000	1	2	2	-	-	-	-	-	-	.000	-	-	-	.000	-	0
18 FURBUSH Aynslie Grace	3B	R/R	.200	2	3	5	-	1	-	-	-	1	.200	-	-	-	.167	-	0
88 ORTIZ MARTINEZ Camille Nahir	1B	R/R	.333	2	2	3	-	1	-	-	-	1	.333	-	-	2	.333	-	0
19 RIVERA Alanah Joy	DP	R/R	.200	2	3	5	-	1	1	-	-	1	.400	-	1	4	.333	-	0
21 GARCIA Kathyria	2B	B/R	.000	2	3	4	-	-	-	-	-	-	.000	-	-	-	.000	-	0

No. Starting Pitcher	ERA	W	L	GP	GS	CG	IP	H	R	ER	BB	SO	B/AVG	WP	BK/ILP	HBP
8 OCASIO Aleshia																



Starting Line-Up

AUS - Australia

Non-Starters

No.	Player	Pos.	B/T
5	ADAMS Neve	C	R/R
7	WRIXON Grace	P/OF	R/R
15	REDDACLIFF Jayme	P	R/R
23	STEWART Brooke	C	R/R
32	PARNABY Kaia	P	L/L

Head Coach

PORTER Kerrie

Coach

HARDING Tanya
LUCAS Benjamin Todd
TOLLENAERE Kym

PUR - Puerto Rico

Non-Starters

No.	Player	Pos.	B/T
5	ROSARIO RODRIGUEZ Valeria Angelica	IF	R/R
9	ROMAN Tatianna	OF	L/R
10	BUCHER Keira	P	R/R
16	CINTRON Macey	P/IF	R/R
20	BERMUDEZ Alexis Ruby	P	R/R

Head Coach

SANTOS David

Coach

LEON Carlos

Umpires:	CHENG Tao	CHN	PL	Technical Commissioners:	XIE Xin	CHN
	GAUDREAU Genevieve	CAN	1B		ZHANG Xuan	CHN
	ZIDEK Michal	CZE	2B	Scorekeepers:	TOKUI Akane	JPN
	HASHIMOTO Takashi	JPN	3B		XUE Min	CHN
					YAGI Miyoko	JPN

Note:
Visitor team is shown on the left.

Legend:					
1B	First base	2B	Doubles/Second base	3B	Triples/Third base
AVG	Batting average	ATT.	Stolen base attempts	B	Both
BB	Bases on balls	BK/ILP	Balks/Illegal Pitches	B/T	Bat/Throw Hand
CF	Center Fielder	CG	Completed Games	DP	Designated Player
ERA	Earned run average	GP	Games pitched/played	GS	Games started
HBP	Hit by pitch	HR	Home runs	IF	Infielder
L	Loss/left hand	LF	Left Fielder	No.	Uniform number
OF	Outfielder	P	Pitcher	Pos.	Position
RBI	Runs batted in	RF	Right Fielder	SB	Stolen bases
SO	Strikeouts	SS	Shortstop	U	Utility
WP	Wild pitches				
				AB	At bats
				B/AVG	Opponent batting average
				C	Catcher
				ER	Earned runs allowed
				H	Hits
				IP	Innings pitched/played
				OB%	On base percentage
				R	Runs/right hand
				SLG%	Slugging percentage
				W	Win



Results

AUS 9 - 1 PUR

	1	2	3	4	5	6	7	R	H	E	LOB
AUS - Australia	1	0	1	2	5			9	12	2	5
PUR - Puerto Rico	0	1	0	0	0			1	4	1	7

Australia (AUS)	Pos.	AB	R	H	RBI	BB	SO	PO	A	E
ELLIOTT O	CF	3	1	2	1	-	-	2	-	-
WHITEFIELD T	2B	3	-	-	-	-	1	-	3	-
WHATMAN S	C	2	2	2	2	1	-	3	-	-
TRIM J	DP	3	1	2	-	-	1	-	-	-
ADKINS P	LF	3	1	1	1	-	1	1	-	-
HOOD G	1B	2	1	2	1	1	-	7	-	-
KUZMINSKI O	3B	2	1	-	-	-	-	1	2	-
SCOTT M	SS	3	1	1	2	-	2	1	1	2
KEEVERS S	RF	3	1	2	2	-	-	-	-	-
LAMB K	P	-	-	-	-	-	-	-	1	-
*REDDACLIFF J	P	-	-	-	-	-	-	-	-	-
Totals: 24 9 12 9 2 5 15 7 2										

Top 1st Temporary runner TRIM Jenna(re-enter) running for WHATMAN Shaylan
Bottom 3rd REDDACLIFF Jayme to play pitcher for AUS substituting LAMB Kandra

Puerto Rico (PUR)	Pos.	AB	R	H	RBI	BB	SO	PO	A	E
TABOAS LM	SS	3	-	-	-	-	2	2	2	-
CARTER ND	RF	3	-	-	-	-	-	-	-	-
OCASIO A	P	1	-	-	-	1	-	-	1	-
	DP	-	-	-	-	-	-	-	-	-
*OCASIO A	LF	1	-	1	-	-	-	-	-	-
RODRIGUEZ K	C	2	-	-	-	1	-	5	-	-
MARTINEZ J	LF	2	1	1	-	-	-	1	-	1
	CF	1	-	-	-	-	-	-	-	-
CORDOVA O	CF	2	-	-	-	-	-	1	-	-
	2B	-	-	-	-	-	-	2	-	-
FURBUSH AG	3B	-	-	-	-	-	-	-	-	-
	DP	2	-	-	-	-	1	-	-	-
*CINTRON M	DP	-	-	-	-	-	-	-	-	-
	P	-	-	-	-	-	-	-	-	-
*BERMUDEZ AR	P	-	-	-	-	-	-	-	-	-
ORTIZ MARTINEZ CN	1B	1	-	-	-	1	-	1	2	-
RIVERA AJ	DP	-	-	-	-	-	-	-	-	-
	3B	2	-	2	1	-	-	-	2	-
GARCIA K	2B	-	-	-	-	-	-	3	-	-
	DP	-	-	-	-	-	-	-	-	-
Totals: 20 1 4 1 3 3 15 7 1										

Top 1st RIVERA Alanah Joy moved to third baseman
Top 1st FURBUSH Aynslie Grace moved to designated player
Bottom 1st Temporary runner CARTER Nia Denise(re-enter) running for OCASIO Aleshia
Top 5th CINTRON Macey to play designated player for PUR substituting FURBUSH Aynslie Grace
Top 5th CINTRON Macey moved to pitcher
Top 5th OCASIO Aleshia moved to designated player
Top 5th BERMUDEZ Alexis Ruby to play pitcher for PUR substituting CINTRON Macey
Top 5th CORDOVA Odalys moved to second baseman
Top 5th OCASIO Aleshia moved to left fielder
Top 5th MARTINEZ Janelle moved to center fielder
Top 5th GARCIA Kathyria came out of the field of play

Doubles - AUS 2 - KEEVERS S, SCOTT M; PUR 1 - OCASIO A
Triples - AUS 1 - KEEVERS S; PUR 0
Home runs - AUS 1 - WHATMAN S in 3rd (1 RBI); PUR 0
Sacrifice hits - AUS 3 - ELLIOTT O, KUZMINSKI O, WHITEFIELD T; PUR 0
Grounded into double play - AUS 0; PUR 1 - CORDOVA O
Double plays - AUS 1 - HOOD G, SCOTT M, WHITEFIELD T; PUR 0



Results

Australia (AUS)	W/L/S	IP	H	R	ER	BB	SO	HR	WP	BK/ILP	AB	BF	NP
LAMB K		2.0	2	1	-	2	1	-	1	-	9	11	45
REDDACLIFF J	W (1,0,0)	3.0	2	-	-	1	2	-	-	-	11	12	41
Totals:		5.0	4	1	-	3	3	-	1	-	20	23	86

LAMB Kandra faced 2 batters in the 3rd inning

Puerto Rico (PUR)	W/L/S	IP	H	R	ER	BB	SO	HR	WP	BK/ILP	AB	BF	NP
OCASIO A	L (0,1,0)	4.0	7	4	4	1	5	1	-	-	18	20	61
CINTRON M		0.0	3	4	4	1	-	-	-	-	3	4	22
BERMUDEZ AR		1.0	2	1	1	-	-	-	-	-	3	5	16
Totals:		5.0	12	9	9	2	5	1	-	-	24	29	99

CINTRON Macey faced 3 batters in the 5th inning

OCASIO Aleshia faced 1 batters in the 5th inning

Technical Commissioners:

Umpires:

(PL) CHENG Tao (CHN)

(2B) ZIDEK Michal (CZE)

(1B) GAUDREAU Genevieve (CAN)

(3B) HASHIMOTO Takashi (JPN)

Scorekeepers:

TOKUI Akane (JPN)

XUE Min (CHN)

YAGI Miyoko (JPN)

Length of game:

1h 36min

Conditions:

Few clouds

Attendance:

Temperature: 33°C/91°F

Humidity:

Legend:

*	Substitutions	1B	First base	2B	Second base	3B	Third base
A	Assists	AB	At bats	BB	Bases on balls	BF	Batters faced
BK/ILP	Balks/Illegal pitches	C	Catcher	CF	Center Fielder		
DP	Double plays/Designated Player	E	Errors	IP	Innings pitched	ER	Earned runs allowed
H	Hits	HR	Home runs	NP	Number of pitches	L	Loss
LF	Left Fielder	LOB	Left on base	R	Runs	P	Pitcher
PO	Put outs	Pos.	Position	SO	Strikeouts	RBI	Runs batted in
RF	Right Fielder	S	Save			SS	Shortstop
W	Win	WP	Wild pitches				



Starting Line-Up

USA - United States of America

No. Player	Pos.	B/T	AVG	GP	GS	AB	R	H	2B	3B	HR	RBI	SLG%	BB	HBP	SO	OB%	SB	ATT.
1 WALLACE Skylar	SS	L/R																	
23 JENNINGS Tiare	1B	R/R																	
37 FLIPPEN Hannah	3B	R/R																	
18 LORENZ Amanda	RF	L/L																	
48 NICKLES Bubba	LF	R/R																	
7 BRADY Maya	DP	L/R																	
10 COLEMAN Jayda	CF	L/L																	
27 JAQUISH Sj	C	R/R																	
22 JEFFERSON Janae	2B	L/R																	

No. Starting Pitcher	ERA	W	L	GP	GS	CG	IP	H	R	ER	BB	SO	B/AVG	WP	BK/ILP	HBP
21 GARCIA Rachel																

TPE - Chinese Taipei

No. Player	Pos.	B/T	AVG	GP	GS	AB	R	H	2B	3B	HR	RBI	SLG%	BB	HBP	SO	OB%	SB	ATT.
22 LIU Hsuan	2B	L/R																	
55 LIN Feng-Chen	RF	L/R																	
1 SHEN Chia-Wen	LF	L/R																	
31 CHEN Chia-Yi	1B	L/R																	
4 LI Szu-Shih	C	R/R																	
59 LIN Chih-Ying	DP	R/R																	
9 SU Yi-Hsuan	SS	R/R																	
10 CHIANG Ting-En	CF	L/R																	
6 HO Yi-Fan	3B	R/R																	

No. Starting Pitcher	ERA	W	L	GP	GS	CG	IP	H	R	ER	BB	SO	B/AVG	WP	BK/ILP	HBP
33 CHU Yi-Shan																



Starting Line-Up

USA - United States of America

Non-Starters			
No.	Player	Pos.	B/T
3	CARDA Ally	P/IF	R/R
24	FARAIMO Megan	P/IF	R/R
28	MAXWELL Kelly	P	L/L
30	WARREN Jessie	IF	R/R
34	MULIPOLA Dejah	C	R/R

Head Coach

GASSO Patty

Coach

GASSO Jt
KRETSCHMAN Kelly
ROCHA Jen

TPE - Chinese Taipei

Non-Starters			
No.	Player	Pos.	B/T
2	KE Hsia-Ai	P	R/R
7	CHEN Ching-Yu	P	R/R
11	YEH Kuei-Ping	OF	R/R
13	YANG An-Chi	IF	L/R
38	TU Ya-Ting	P	R/R

Head Coach

CHANG Chia-Hsing

Coach

CHIANG Tzu-Lin
FU Ping-Ching
HAN Hsin-Lin
LIN Pei-Chun

Umpires: GAUDREAU Genevieve
CARTER Jason
HASHIMOTO Takashi
PORTEOUS Mark

CAN PL
AUS 1B
JPN 2B
NZL 3B

Technical Commissioners: KERR Cathy AUS
PENFOLD Brooke AUS
Scorekeepers: NAKAMURA Fuka JPN
XUE Min CHN
YAGI Miyoko JPN

Note:

Visitor team is shown on the left.

Legend:

1B First base	2B Doubles/Second base	3B Triples/Third base	AB At bats
AVG Batting average	ATT. Stolen base attempts	B Both	B/AVG Opponent batting average
BB Bases on balls	BK/ILP Balks/Illegal Pitches	B/T Bat/Throw Hand	C Catcher
CF Center Fielder	CG Completed Games	DP Designated Player	ER Earned runs allowed
ERA Earned run average	GP Games pitched/played	GS Games started	H Hits
HBP Hit by pitch	HR Home runs	IF Infielder	IP Innings pitched/played
L Loss/left hand	LF Left Fielder	No. Uniform number	OB% On base percentage
OF Outfielder	P Pitcher	Pos. Position	R Runs/right hand
RBI Runs batted in	RF Right Fielder	SB Stolen bases	SLG% Slugging percentage
SO Strikeouts	SS Shortstop	U Utility	W Win
WP Wild pitches			



Results

USA 4 - 0 TPE

	1	2	3	4	5	6	7	R	H	E	LOB
USA - United States of America	0	2	1	0	1	0	0	4	7	0	5
TPE - Chinese Taipei	0	0	0	0	0	0	0	0	2	1	4

United States of America (USA)	Pos.	AB	R	H	RBI	BB	SO	PO	A	E
WALLACE S	SS	3	-	-	-	-	-	2	-	-
*WARREN J	SS	-	-	-	-	-	-	-	-	-
	3B	1	-	-	-	-	-	3	-	-
JENNINGS T	1B	4	2	2	1	-	-	8	-	-
FLIPPEN H	3B	2	-	-	-	1	-	1	-	-
	SS	1	-	-	-	-	-	1	-	-
LORENZ A	RF	3	-	-	-	-	-	-	-	-
NICKLES B	LF	3	-	-	1	-	-	-	-	-
BRADY M	DP	3	1	1	-	-	-	-	-	-
COLEMAN J	CF	3	1	2	-	-	-	4	-	-
JAQUISH S	C	2	-	1	-	1	-	5	1	-
JEFFERSON J	2B	3	-	1	2	-	-	-	2	-
GARCIA R	P	-	-	-	-	-	-	1	1	-
*CARDA A	P	-	-	-	-	-	-	-	1	-
Totals:		28	4	7	4	2	-	21	9	-

Top 2nd Temporary runner NICKLES Bubba(re-enter) running for JAQUISH S
Bottom 5th CARDA Ally to play pitcher for USA substituting GARCIA Rachel
Bottom 5th WARREN Jessie to play shortstop for USA substituting WALLACE Skylar
Bottom 5th WARREN Jessie moved to third baseman
Bottom 5th FLIPPEN Hannah moved to shortstop

Chinese Taipei (TPE)	Pos.	AB	R	H	RBI	BB	SO	PO	A	E
LIU H	2B	2	-	-	-	-	-	1	2	1
*YANG AC	2B	-	-	-	-	-	-	-	-	-
LIN FC	RF	2	-	-	-	-	2	3	-	-
	DP	-	-	-	-	1	-	-	-	-
SHEN CW	LF	3	-	-	-	-	1	-	-	-
CHEN CY	1B	2	-	-	-	-	1	9	-	-
LI SS	C	3	-	1	-	-	-	-	-	-
LIN CY	DP	1	-	-	-	-	1	-	-	-
*YEH KP	PH	1	-	-	-	-	-	-	-	-
	RF	1	-	-	-	-	-	1	-	-
SU YH	SS	3	-	-	-	-	-	3	4	-
CHIANG TE	CF	1	-	1	-	-	-	4	-	-
HO YF	3B	2	-	-	-	-	-	-	2	-
CHU YS	P	-	-	-	-	-	-	-	-	-
*KE HA	P	-	-	-	-	-	-	-	-	-
*TU YT	P	-	-	-	-	-	-	-	2	-
Totals:		21	-	2	-	1	5	21	10	1

Top 2nd KE Hsia-Ai to play pitcher for TPE substituting CHU Yi-Shan
Top 4th TU Ya-Ting to play pitcher for TPE substituting KE Hsia-Ai
Bottom 5th Pinch hitter YEH Kuei-Ping hitting for LIN Chih-Ying
Top 6th YEH Kuei-Ping moved to right fielder
Top 6th LIN Feng-Chen remained in the game as designated player
Top 6th YANG An-Chi to play second baseman for TPE substituting LIU Hsuan
Bottom 7th Temporary runner YEH Kuei-Ping(re-enter) running for LI Szu-Shih

Home runs - USA 1 - JENNINGS T in 5th (1 RBI); TPE 0

Caught stealing - USA 0; TPE 1 - CHIANG TE

Sacrifice hits - USA 0; TPE 1 - YANG AC

United States of America (USA)	W/L/S	IP	H	R	ER	BB	SO	HR	WP	BK/ILP	AB	BF	NP
GARCIA R	W (1,0,0)	4.0	-	-	-	-	4	-	-	-	11	13	56
CARDA A	S (0,0,1)	3.0	2	-	-	1	1	-	-	-	10	12	48
Totals:		7.0	2	-	-	1	5	-	-	-	21	25	104

Chinese Taipei (TPE)	W/L/S	IP	H	R	ER	BB	SO	HR	WP	BK/ILP	AB	BF	NP
CHU YS	L (0,1,0)	1.2	2	2	2	1	-	-	-	-	7	8	36
KE HA		1.1	2	1	1	1	-	-	-	-	6	7	22
TU YT		4.0	3	1	1	-	-	1	-	-	15	15	48
Totals:		7.0	7	4	4	2	-	1	-	-	28	30	106

CHU Yi-Shan faced 4 batters in the 2nd inning

Hit by pitch - USA 2 - CHEN CY by GARCIA R, CHIANG TE by GARCIA R; TPE 0



Results

Technical Commissioners:

Umpires:

KERR Cathy (AUS)

(PL) GAUDREAU Genevieve (CAN)

(2B) HASHIMOTO Takashi (JPN)

PENFOLD Brooke (AUS)

(1B) CARTER Jason (AUS)

(3B) PORTEOUS Mark (NZL)

Scorekeepers:

NAKAMURA Fuka (JPN)

XUE Min (CHN)

YAGI Miyoko (JPN)

Length of game:

1h 59min

Conditions:

Partly cloudy

Attendance:

Temperature: 29°C/84°F

Humidity:

Legend:

*	Substitutions	1B	First base	2B	Second base	3B	Third base
A	Assists	AB	At bats	BB	Bases on balls	BF	Batters faced
BK/ILP	Balks/Illegal pitches	C	Catcher	CF	Center Fielder		
DP	Double plays/Designated Player	E	Errors	ER	Earned runs allowed		
H	Hits	IP	Innings pitched	L	Loss		
LF	Left Fielder	NP	Number of pitches	P	Pitcher		
PH	Pinch hitter	Pos.	Position	R	Runs		
RBI	Runs batted in	S	Save	SO	Strikeouts		
SS	Shortstop	WP	Wild pitches				
		HR	Home runs				
		LOB	Left on base				
		PO	Put outs				
		RF	Right Fielder				
		W	Win				



Starting Line-Up

CHN - People's Republic of China

No. Player	Pos.	B/T	AVG	GP	GS	AB	R	H	2B	3B	HR	RBI	SLG%	BB	HBP	SO	OB%	SB	ATT.
25 YAN Siyu	LF	L/R																	
10 XIE Yue	SS	R/R																	
7 XI Kailin	C	L/R																	
55 REN Min	DP	L/R																	
39 XIE Jiaxin	2B	L/R																	
15 WANG Bei	3B	L/R																	
8 LI Jiaqi	1B	L/R																	
18 SANG Yajuan	RF	R/R																	
52 HE Xiaoyan	CF	L/L																	

No. Starting Pitcher	ERA	W	L	GP	GS	CG	IP	H	R	ER	BB	SO	B/AVG	WP	BK/ILP	HBP
42 CHAI Yinan																

NED - Netherlands

No. Player	Pos.	B/T	AVG	GP	GS	AB	R	H	2B	3B	HR	RBI	SLG%	BB	HBP	SO	OB%	SB	ATT.
18 VONK Britt Agatha	SS	R/L																	
21 BEERS Brenda	1B	R/L																	
11 VAN GURP Suka	2B	R/R																	
47 WISSINK Laura	C	R/R																	
5 VAN DALEN Maxime	DP	L/L																	
9 VAN AALST Jessie	RF	L/L																	
7 JANSEN Annemiek	CF	L/L																	
25 VAN DER ZANDEN Cindy	LF	R/R																	
16 CHARLES Damishah	3B	R/R																	

No. Starting Pitcher	ERA	W	L	GP	GS	CG	IP	H	R	ER	BB	SO	B/AVG	WP	BK/ILP	HBP
4 HOP Lisa																



Starting Line-Up

CHN - People's Republic of China

Non-Starters			
No.	Player	Pos.	B/T
3	WEI Yuchen	P	L/L
12	WANG Yuan	OF	R/R
20	LU Xiaomin	IF	L/R
22	LIU Caihong	P	R/R
23	GUI Yuanyuan	IF	L/R

Head Coach

TANG Changdong

Coach

YANG Jie
ZHANG Weihong

NED - Netherlands

Non-Starters			
No.	Player	Pos.	B/T
2	MAXIMILIANA Thaima	U	R/R
8	DRIJVERS Sietske	U	R/R
17	GIRIGORIE J'Dah Catherine Genevieve	U	R/R
19	VOORTMAN Eva	U	L/L
28	UYTENDAAL Nicky	U	L/R

Head Coach

KOSTERINK Saskia

Coach

SMITH Mark
STUIJ Jut
VLEUGELS Marielle

Umpires:	YABE Miki	JPN	PL	Technical Commissioners:	PENFOLD Brooke	AUS
	PORTEOUS Mark	NZL	1B		TSUKIOKA Shuro	JPN
	CARTER Jason	AUS	2B			
	HASHIMOTO Takashi	JPN	3B			
				Scorekeepers:	NAKAMURA Fuka	JPN
					XUE Min	CHN
					YAGI Miyoko	JPN

Note:

Visitor team is shown on the left.

Legend:

1B First base	2B Doubles/Second base	3B Triples/Third base	AB At bats
AVG Batting average	ATT. Stolen base attempts	B Both	B/AVG Opponent batting average
BB Bases on balls	BK/ILP Balks/Illegal Pitches	B/T Bat/Throw Hand	C Catcher
CF Center Fielder	CG Completed Games	DP Designated Player	ER Earned runs allowed
ERA Earned run average	GP Games pitched/played	GS Games started	H Hits
HBP Hit by pitch	HR Home runs	IF Infielder	IP Innings pitched/played
L Loss/left hand	LF Left Fielder	No. Uniform number	OB% On base percentage
OF Outfielder	P Pitcher	Pos. Position	R Runs/right hand
RBI Runs batted in	RF Right Fielder	SB Stolen bases	SLG% Slugging percentage
SO Strikeouts	SS Shortstop	U Utility	W Win
WP Wild pitches			



Results

CHN 1 - 3 NED

	1	2	3	4	5	6	7	R	H	E	LOB
CHN - People's Republic of China	0	1	0	0	0	0	0	1	5	0	4
NED - Netherlands	2	1	0	0	0	0	x	3	4	1	4

People's Republic of China (CHN)	Pos.	AB	R	H	RBI	BB	SO	PO	A	E
YAN S	LF	3	-	2	-	-	-	1	-	-
XIE Y	SS	3	-	-	-	-	1	2	3	-
XI K	C	3	-	-	-	-	1	6	-	-
REN M	DP	3	1	1	-	-	1	-	-	-
XIE J	2B	3	-	-	-	-	2	3	-	-
WANG B	3B	3	-	2	-	-	1	1	1	-
LI J	1B	3	-	-	1	-	2	4	-	-
SANG Y	RF	2	-	-	-	1	1	1	-	-
HE X	CF	2	-	-	-	-	-	-	-	-
CHAI Y	P	-	-	-	-	-	-	-	3	-
*WEI Y	P	-	-	-	-	-	-	-	-	-
Totals:		25	1	5	1	1	9	18	7	-

Bottom 4th WEI Yuchen to play pitcher for CHN substituting CHAI Yinan

Netherlands (NED)	Pos.	AB	R	H	RBI	BB	SO	PO	A	E
VONK BA	SS	2	1	1	-	1	1	1	1	1
BEERS B	1B	-	-	-	-	-	-	-	-	-
	DP	2	-	-	-	-	-	-	-	-
van GURP S	2B	2	1	1	2	1	1	1	1	-
WISSINK L	C	2	-	-	-	1	1	9	-	-
van DALEN M	DP	-	-	-	-	-	-	-	-	-
	1B	3	-	-	-	-	1	7	1	-
van AALST J	RF	2	-	1	-	-	-	1	-	-
*VOORTMAN E	RF	-	-	-	-	-	-	-	-	-
	P	1	-	-	-	-	1	-	-	-
JANSEN A	CF	2	-	-	-	-	-	1	-	-
van der ZANDEN C	LF	2	1	1	1	-	-	-	-	-
CHARLES D	3B	2	-	-	-	-	1	-	1	-
HOP L	P	-	-	-	-	-	-	1	2	-
	RF	-	-	-	-	-	-	-	-	-
Totals:		20	3	4	3	3	6	21	6	1

Top 1st VAN DALEN Maxime moved to first baseman

Top 1st BEERS Brenda moved to designated player

Bottom 3rd Temporary runner VAN GURP Suka(re-enter) running for WISSINK Laura

Top 6th VOORTMAN Eva to play right fielder for NED substituting VAN AALST Jessie

Top 6th VOORTMAN Eva moved to pitcher

Top 6th HOP Lisa moved to right fielder

Doubles - CHN 2 - WANG B, YAN S; NED 0

Home runs - CHN 0; NED 2 - van GURP S in 1st (2 RBI), van der ZANDEN C in 2nd (1 RBI)

Sacrifice hits - CHN 0; NED 2 - BEERS B, JANSEN A

Double plays - CHN 0; NED 2 - HOP L, VONK BA, van DALEN M (2)

People's Republic of China (CHN)	W/L/S	IP	H	R	ER	BB	SO	HR	WP	BK/ILP	AB	BF	NP
CHAI Y	L (0,1,0)	3.0	3	3	3	2	2	2	-	-	11	14	68
WEI Y		3.0	1	-	-	1	4	-	-	-	9	11	45
Totals:		6.0	4	3	3	3	6	2	-	-	20	25	113

Netherlands (NED)	W/L/S	IP	H	R	ER	BB	SO	HR	WP	BK/ILP	AB	BF	NP
HOP L	W (1,0,0)	5.0	5	1	1	1	3	-	-	-	19	20	76
VOORTMAN E	S (0,0,1)	2.0	-	-	-	-	6	-	-	-	6	6	30
Totals:		7.0	5	1	1	1	9	-	-	-	25	26	106

HOP Lisa faced 1 batters in the 6th inning



Results

Technical Commissioners:	PENFOLD Brooke (AUS)	TSUKIOKA Shuro (JPN)	
Umpires:	(PL) YABE Miki (JPN)	(1B) PORTEOUS Mark (NZL)	
	(2B) CARTER Jason (AUS)	(3B) HASHIMOTO Takashi (JPN)	
Scorekeepers:	NAKAMURA Fuka (JPN)	XUE Min (CHN)	YAGI Miyoko (JPN)
Length of game:	2h 6min	Attendance:	
Conditions:	Sunny	Temperature: 32°C/90°F	Humidity:

Legend:							
*	Substitutions	1B	First base	2B	Second base	3B	Third base
A	Assists	AB	At bats	BB	Bases on balls	BF	Batters faced
BK/ILP	Balks/Illegal pitches	C	Catcher	CF	Center Fielder		
DP	Double plays/Designated Player			E	Errors	ER	Earned runs allowed
H	Hits	HR	Home runs	IP	Innings pitched	L	Loss
LF	Left Fielder	LOB	Left on base	NP	Number of pitches	P	Pitcher
PO	Put outs	Pos.	Position	R	Runs	RBI	Runs batted in
RF	Right Fielder	S	Save	SO	Strikeouts	SS	Shortstop
W	Win	WP	Wild pitches	x	Did not bat		



Starting Line-Up

NED - Netherlands

No. Player	Pos.	B/T	AVG	GP	GS	AB	R	H	2B	3B	HR	RBI	SLG%	BB	HBP	SO	OB%	SB	ATT.
21 BEERS Brenda	RF	R/L	.000	1	2	2	-	-	-	-	-	-	.000	-	-	-	.000	-	0
7 JANSEN Annemiek	CF	L/L	.000	1	2	2	-	-	-	-	-	-	.000	-	-	-	.000	-	0
11 VAN GURP Suka	2B	R/R	.500	1	2	2	1	1	-	-	1	2	2.000	1	-	1	.667	-	0
47 WISSINK Laura	C	R/R	.000	1	2	2	-	-	-	-	-	-	.000	1	-	1	.333	-	0
5 VAN DALEN Maxime	DP	L/L	.000	1	2	3	-	-	-	-	-	-	.000	-	-	1	.000	-	0
28 UYTENDAAL Nicky	1B	L/R																	
25 VAN DER ZANDEN Cindy	LF	R/R	.500	1	2	2	1	1	-	-	1	1	2.000	-	-	-	.500	-	0
16 CHARLES Damishah	3B	R/R	.000	1	2	2	-	-	-	-	-	-	.000	-	-	1	.000	-	0
2 MAXIMILIANA Thaima	SS	R/R																	

No. Starting Pitcher	ERA	W	L	GP	GS	CG	IP	H	R	ER	BB	SO	B/AVG	WP	BK/ILP	HBP
9 VAN AALST Jessie																

USA - United States of America

No. Player	Pos.	B/T	AVG	GP	GS	AB	R	H	2B	3B	HR	RBI	SLG%	BB	HBP	SO	OB%	SB	ATT.
10 COLEMAN Jayda	CF	L/L	.667	1	2	3	1	2	-	-	-	-	.667	-	-	-	.667	-	0
23 JENNINGS Tiare	1B	R/R	.500	1	2	4	2	2	-	-	1	1	1.250	-	-	-	.500	-	0
7 BRADY Maya	DP	L/R	.333	1	2	3	1	1	-	-	-	-	.333	-	-	-	.333	-	0
37 FLIPPEN Hannah	SS	R/R	.000	1	2	3	-	-	-	-	-	-	.000	1	-	-	.250	-	0
18 LORENZ Amanda	RF	L/L	.000	1	2	3	-	-	-	-	-	-	.000	-	-	-	.000	-	0
48 NICKLES Bubba	LF	R/R	.000	1	2	3	-	-	-	-	-	1	.000	-	-	-	.000	-	0
30 WARREN Jessie	3B	R/R	.000	1	1	1	-	-	-	-	-	-	.000	-	-	-	.000	-	0
34 MULIPOLA Dejah	C	R/R																	
22 JEFFERSON Janae	2B	L/R	.333	1	2	3	-	1	-	-	-	2	.333	-	-	-	.333	-	0

No. Starting Pitcher	ERA	W	L	GP	GS	CG	IP	H	R	ER	BB	SO	B/AVG	WP	BK/ILP	HBP
24 FARAIMO Megan																



Starting Line-Up

NED - Netherlands

Non-Starters			
No.	Player	Pos.	B/T
4	HOP Lisa	U	R/R
8	DRIJVERS Sietske	U	R/R
17	GIRIGORIE J'Dah Catherine Genevieve	U	R/R
18	VONK Britt Agatha	U	R/L
19	VOORTMAN Eva	U	L/L

Head Coach

KOSTERINK Saskia

Coach

SMITH Mark
STUIJ Jut
VLEUGELS Marielle

USA - United States of America

Non-Starters			
No.	Player	Pos.	B/T
1	WALLACE Skylar	IF	L/R
3	CARDA Ally	P/IF	R/R
21	GARCIA Rachel	P/IF	R/R
27	JAKUSH S	U	R/R
28	MAXWELL Kelly	P	L/L

Head Coach

GASSO Patty

Coach

GASSO Jt
KRETSCHMAN Kelly
ROCHA Jen

Umpires:	CARTER Jason	AUS	PL	Technical Commissioners:	KERR Cathy	AUS
	CHENG Tao	CHN	1B		ZHANG Xuan	CHN
	KAJARUNA Tony	NZL	2B			
	GAUDREAU Genevieve	CAN	3B			
				Scorekeepers:	HOGETOORN Linda	NED
					XUE Min	CHN
					YAGI Miyoko	JPN

Note:
Visitor team is shown on the left.

Legend:					
1B	First base	2B	Doubles/Second base	3B	Triples/Third base
AVG	Batting average	ATT.	Stolen base attempts	B	Both
BB	Bases on balls	BK/ILP	Balks/Illegal Pitches	B/T	Bat/Throw Hand
CF	Center Fielder	CG	Completed Games	DP	Designated Player
ERA	Earned run average	GP	Games pitched/played	GS	Games started
HBP	Hit by pitch	HR	Home runs	IF	Infielder
L	Loss/left hand	LF	Left Fielder	No.	Uniform number
OF	Outfielder	P	Pitcher	Pos.	Position
RBI	Runs batted in	RF	Right Fielder	SB	Stolen bases
SO	Strikeouts	SS	Shortstop	U	Utility
WP	Wild pitches			AB	At bats
				B/AVG	Opponent batting average
				C	Catcher
				ER	Earned runs allowed
				H	Hits
				IP	Innings pitched/played
				OB%	On base percentage
				R	Runs/right hand
				SLG%	Slugging percentage
				W	Win



Results

NED 1 - 8 USA

	1	2	3	4	5	6	7	R	H	E	LOB
NED - Netherlands	0	0	0	0	1			1	1	1	3
USA - United States of America	3	0	2	2	1			8	14	0	7

Netherlands (NED)	Pos.	AB	R	H	RBI	BB	SO	PO	A	E
BEERS B	RF	1	-	-	-	-	1	-	-	-
	DP	1	-	-	-	-	1	-	-	-
*VOORTMAN E	P	1	-	-	-	-	1	1	1	-
JANSEN A	CF	2	-	-	-	-	2	2	-	-
van GURP S	2B	-	-	-	-	2	-	-	1	1
WISSINK L	C	2	-	-	-	-	-	1	-	-
van DALEN M	DP	-	-	-	-	-	-	-	-	-
	RF	-	-	-	-	1	-	-	-	-
*van DALEN M	1B	1	-	-	-	-	-	1	-	-
UYTENDAAL N	1B	1	-	-	-	-	-	2	-	-
	DP	-	1	-	-	-	-	-	-	-
van AALST J	P	-	-	-	-	-	-	-	-	-
*GIRIGORIE JDCG	P	1	-	-	-	-	1	-	-	-
*van AALST J	RF	1	-	-	-	-	1	1	-	-
van der ZANDEN C	LF	2	-	-	-	-	-	1	-	-
CHARLES D	3B	2	-	1	1	-	1	-	-	-
MAXIMILIANA T	SS	-	-	-	-	-	-	3	2	-
Totals:		15	1	1	1	3	8	12	4	1

Bottom 1st VAN DALEN Maxime moved to right fielder

Bottom 1st BEERS Brenda moved to designated player

Bottom 1st GIRIGORIE J'Dah Catherine Genevieve to play pitcher for NED substituting VAN AALST Jessie

Bottom 3rd VAN AALST Jessie to play pitcher for NED substituting GIRIGORIE J'Dah Catherine Genevieve

Bottom 3rd VOORTMAN Eva to play pitcher for NED substituting BEERS Brenda

Bottom 3rd VAN DALEN Maxime moved to first baseman

Bottom 3rd VAN AALST Jessie moved to right fielder

Bottom 3rd UYTENDAAL Nicky moved to designated player

United States of America (USA)	Pos.	AB	R	H	RBI	BB	SO	PO	A	E
COLEMAN J	CF	3	1	1	-	-	-	-	-	-
JENNINGS T	1B	2	1	1	-	-	-	2	-	-
	SS	1	-	-	-	-	-	1	-	-
BRADY M	DP	3	1	1	1	-	1	-	-	-
	RF	-	-	-	-	-	-	-	-	-
FLIPPEN H	SS	2	1	2	2	-	-	-	-	-
	3B	1	1	1	1	-	-	-	-	-
LORENZ A	RF	3	1	1	1	-	-	-	-	-
	DP	-	-	-	-	-	-	-	-	-
NICKLES B	LF	3	1	2	-	-	-	2	-	-
WARREN J	3B	2	-	-	-	-	-	-	-	-
*WALLACE S	3B	-	-	-	-	-	-	-	-	-
	1B	1	-	-	-	-	-	2	-	-
MULIPOLA D	C	3	-	3	2	-	-	8	1	-
*JAQUISH S	PR	-	1	-	-	-	-	-	-	-
JEFFERSON J	2B	3	-	2	1	-	-	-	-	-
FARAIMO M	P	-	-	-	-	-	-	-	1	-
*MAXWELL K	P	-	-	-	-	-	-	-	1	-
Totals:		27	8	14	8	-	1	15	3	-

Bottom 2nd Temporary runner JENNINGS Tiare(re-enter) running for MULIPOLA Dejah

Bottom 3rd Temporary runner WALLACE Skylar running for MULIPOLA Dejah

Top 4th WALLACE Skylar to play third baseman for USA substituting WARREN Jessie

Top 4th WALLACE Skylar moved to first baseman

Top 4th FLIPPEN Hannah moved to third baseman

Top 4th JENNINGS Tiare moved to shortstop

Top 5th MAXWELL Kelly to play pitcher for USA substituting FARAIMO Megan

Top 5th BRADY Maya moved to right fielder

Top 5th LORENZ Amanda moved to designated player

Bottom 5th Pinch runner JAQUISH Sj running for MULIPOLA Dejah

Doubles - NED 0; USA 4 - FLIPPEN H, JENNINGS T, LORENZ A, MULIPOLA D

Triples - NED 0; USA 1 - MULIPOLA D

Home runs - NED 0; USA 2 - BRADY M in 4th (1 RBI), FLIPPEN H in 4th (1 RBI)

Stolen bases - NED 0; USA 2 - COLEMAN J, JEFFERSON J

Caught stealing - NED 1 - van GURP S; USA 0



Results

Netherlands (NED)	W/L/S	IP	H	R	ER	BB	SO	HR	WP	BK/ILP	AB	BF	NP
van AALST J	L (0,1,0)	0.1	4	3	3	-	1	-	-	-	5	5	23
GIRIGORIE JDCG		1.2	1	-	-	-	-	-	-	-	7	7	25
VOORTMAN E		2.0	9	5	5	-	-	2	-	-	15	15	41
Totals:		4.0	14	8	8	-	1	2	-	-	27	27	89

United States of America (USA)	W/L/S	IP	H	R	ER	BB	SO	HR	WP	BK/ILP	AB	BF	NP
FARAIMO M	W (1,0,0)	4.0	-	-	-	3	6	-	-	-	11	14	73
MAXWELL K		1.0	1	1	1	-	2	-	-	-	4	5	18
Totals:		5.0	1	1	1	3	8	-	-	-	15	19	91

Hit by pitch - NED 0; USA 1 - UYTENDAAL N by MAXWELL K

Technical Commissioners:

Umpires: (PL) CARTER Jason (AUS) (1B) CHENG Tao (CHN)
(2B) KAIARUNA Tony (NZL) (3B) GAUDREAU Genevieve (CAN)

Scorekeepers: HOGETOORN Linda (NED) XUE Min (CHN) YAGI Miyoko (JPN)

Length of game: 1h 48min Attendance:
Conditions: Partly cloudy Temperature: 28°C/82°F Humidity:

Legend:			
*	Substitutions	1B	First base
A	Assists	AB	At bats
BK/ILP	Balks/Illegal pitches	C	Catcher
DP	Double plays/Designated Player	CF	Center Fielder
H	Hits	E	Errors
LF	Left Fielder	IP	Innings pitched
PO	Put outs	NP	Number of pitches
RBI	Runs batted in	PR	Pinch Runner
SS	Shortstop	S	Save
		WP	Wild pitches
		3B	Third base
		BF	Batters faced
		ER	Earned runs allowed
		L	Loss
		P	Pitcher
		R	Runs
		SO	Strikeouts



Starting Line-Up

TPE - Chinese Taipei

No. Player	Pos.	B/T	AVG	GP	GS	AB	R	H	2B	3B	HR	RBI	SLG%	BB	HBP	SO	OB%	SB	ATT.
22 LIU Hsuan	2B	L/R	.000	1	2	2	-	-	-	-	-	-	.000	-	-	-	.000	-	0
55 LIN Feng-Chen	RF	L/R	.000	1	2	2	-	-	-	-	-	-	.000	1	-	2	.333	-	0
1 SHEN Chia-Wen	LF	L/R	.000	1	2	3	-	-	-	-	-	-	.000	-	-	1	.000	-	0
4 LI Szu-Shih	C	R/R	.333	1	2	3	-	1	-	-	-	-	.333	-	-	-	.333	-	0
31 CHEN Chia-Yi	1B	L/R	.000	1	2	2	-	-	-	-	-	-	.000	-	1	1	.333	-	0
9 SU Yi-Hsuan	SS	R/R	.000	1	2	3	-	-	-	-	-	-	.000	-	-	-	.000	-	0
10 CHIANG Ting-En	CF	L/R	1.000	1	2	1	-	1	-	-	-	-	1.000	-	1	-	1.000	-	1
11 YEH Kuei-Ping	DP	R/R	.000	1	1	2	-	-	-	-	-	-	.000	-	-	-	.000	-	0
6 HO Yi-Fan	3B	R/R	.000	1	2	2	-	-	-	-	-	-	.000	-	-	-	.000	-	0

No. Starting Pitcher	ERA	W	L	GP	GS	CG	IP	H	R	ER	BB	SO	B/AVG	WP	BK/ILP	HBP
2 KE Hsia-Ai	5.25	-	-	1	1	-	1.1	2	1	1	1	-	.333	-	-	-

CHN - People's Republic of China

No. Player	Pos.	B/T	AVG	GP	GS	AB	R	H	2B	3B	HR	RBI	SLG%	BB	HBP	SO	OB%	SB	ATT.
25 YAN Siyu	LF	L/R	.667	1	2	3	-	2	1	-	-	-	1.000	-	-	-	.667	-	0
10 XIE Yue	SS	R/R	.000	1	2	3	-	-	-	-	-	-	.000	-	-	1	.000	-	0
7 XI Kailin	C	L/R	.000	1	2	3	-	-	-	-	-	-	.000	-	-	1	.000	-	0
55 REN Min	DP	L/R	.333	1	2	3	1	1	-	-	-	-	.333	-	-	1	.333	-	0
39 XIE Jiabin	2B	L/R	.000	1	2	3	-	-	-	-	-	-	.000	-	-	2	.000	-	0
15 WANG Bei	3B	L/R	.667	1	2	3	-	2	1	-	-	-	1.000	-	-	1	.667	-	0
8 LI Jiaqi	1B	L/R	.000	1	2	3	-	-	-	-	-	1	.000	-	-	2	.000	-	0
12 WANG Yuan	RF	R/R																	
52 HE Xiaoyan	CF	L/L	.000	1	2	2	-	-	-	-	-	-	.000	-	-	-	.000	-	0

No. Starting Pitcher	ERA	W	L	GP	GS	CG	IP	H	R	ER	BB	SO	B/AVG	WP	BK/ILP	HBP
42 CHAI Yinan	7.00	-	1	1	2	-	3.0	3	3	3	2	2	.273	-	-	-



Starting Line-Up

TPE - Chinese Taipei

Non-Starters			
No.	Player	Pos.	B/T
7	CHEN Ching-Yu	P	R/R
13	YANG An-Chi	IF	L/R
33	CHU Yi-Shan	P	L/R
38	TU Ya-Ting	P	R/R
59	LIN Chih-Ying	IF	R/R

Team Manager

CHANG Chia-Hsing

Coach

CHIANG Tzu-Lin
FU Ping-Ching
HAN Hsin-Lin
LIN Pei-Chun

CHN - People's Republic of China

Non-Starters			
No.	Player	Pos.	B/T
3	WEI Yuchen	P	L/L
18	SANG Yujuan	OF	L/R
20	LU Xiaomin	IF	L/R
22	LIU Caihong	P	R/R
23	GUI Yuanyuan	IF	L/R

Team Manager

TANG Changdong

Coach

YANG Jie
ZHANG Weihong

Umpires: PORTEOUS Mark
LOPEZ William
YABE Miki
SONMEZ Galip

NZL PL
PUR 1B
JPN 2B
GER 3B

Technical Commissioners: SANNA Giovanni
TSUKIOKA Shuro

Scorekeepers: CAI Yi Jhen
NAKAMURA Fuka
TOKUI Akane

ITA
JPN

TPE
JPN
JPN

Note:
Visitor team is shown on the left.

Legend:					
1B	First base	2B	Doubles/Second base	3B	Triples/Third base
AVG	Batting average	ATT.	Stolen base attempts	B	Both
BB	Bases on balls	BK/ILP	Balks/Illegal Pitches	B/T	Bat/Throw Hand
CF	Center Fielder	CG	Completed Games	DP	Designated Player
ERA	Earned run average	GP	Games pitched/played	GS	Games started
HBP	Hit by pitch	HR	Home runs	IF	Infielder
L	Loss/left hand	LF	Left Fielder	No.	Uniform number
OF	Outfielder	P	Pitcher	Pos.	Position
RBI	Runs batted in	RF	Right Fielder	SB	Stolen bases
SO	Strikeouts	SS	Shortstop	W	Win
				AB	At bats
				B/AVG	Opponent batting average
				C	Catcher
				ER	Earned runs allowed
				H	Hits
				IP	Innings pitched/played
				OB%	On base percentage
				R	Runs/right hand
				SLG%	Slugging percentage
				WP	Wild pitches



Results

TPE 8 - 1 CHN

	1	2	3	4	5	6	7	R	H	E	LOB
TPE - Chinese Taipei	0	1	2	1	0	0	4	8	11	0	8
CHN - People's Republic of China	0	0	0	1	0	0	0	1	1	1	1

Chinese Taipei (TPE)	Pos.	AB	R	H	RBI	BB	SO	PO	A	E
LIU H	2B	4	-	-	-	-	2	2	2	-
*LIN CY	PH	1	-	1	1	-	-	-	-	-
LIN FC	RF	4	1	2	1	-	2	3	-	-
SHEN CW	LF	2	2	2	-	1	-	-	-	-
LI SS	C	4	2	3	2	-	1	2	-	-
*YANG AC	PR	-	-	-	-	-	-	-	-	-
CHEN CY	1B	4	2	2	1	-	1	6	-	-
SU YH	SS	2	-	-	-	-	-	2	2	-
CHIANG TE	CF	3	-	1	2	-	-	2	-	-
YEH KP	DP	2	1	-	-	1	-	-	-	-
HO YF	3B	3	-	-	-	1	3	4	1	-
KE HA	P	-	-	-	-	-	-	-	1	-
Totals:		29	8	11	7	3	9	21	6	-

Top 4th Pinch hitter LIN Chih-Ying hitting for LIU Hsuan

Top 4th Former player LIU Hsuan re-entering for LIN Chih-Ying

Top 5th Pinch runner YANG An-Chi running for LI Szu-Shih

Bottom 5th LI Szu-Shih returned to catcher

Bottom 5th YANG An-Chi came out of the field of play

People's Republic of China (CHN)	Pos.	AB	R	H	RBI	BB	SO	PO	A	E
YAN S	LF	3	-	-	-	-	1	-	-	-
XIE Y	SS	3	-	-	-	-	1	1	1	-
XI K	C	2	-	-	-	-	-	9	1	-
	DP	1	-	-	-	-	-	-	-	-
REN M	DP	2	1	1	1	-	1	-	-	-
	C	1	-	-	-	-	-	-	-	-
XIE J	2B	3	-	-	-	-	-	2	1	-
WANG B	3B	2	-	-	-	-	-	-	1	-
LI J	1B	2	-	-	-	-	-	3	-	-
WANG Y	RF	1	-	-	-	1	-	3	-	-
HE X	CF	1	-	-	-	-	-	2	-	-
CHAI Y	P	-	-	-	-	-	-	-	-	1
*WEI Y	P	-	-	-	-	-	-	-	-	-
Totals:		21	1	1	1	1	2	21	4	1

Top 2nd WEI Yuchen to play pitcher for CHN substituting CHAI Yinan

Top 5th CHAI Yinan to play pitcher for CHN substituting WEI Yuchen

Top 7th REN Min moved to catcher

Top 7th XI Kailin moved to designated player

Doubles - TPE 1 - SHEN CW; CHN 0

Home runs - TPE 2 - LI SS in 3rd (2 RBI), LIN FC in 7th (1 RBI); CHN 1 - REN M in 4th (1 RBI)

Stolen bases - TPE 3 - CHEN CY, SU YH, YEH KP; CHN 0

Sacrifice hits - TPE 2 - SHEN CW, SU YH; CHN 1 - HE X

Sacrifice flies - TPE 2 - CHIANG TE, SU YH; CHN 0

Chinese Taipei (TPE)	W/L/S	IP	H	R	ER	BB	SO	HR	WP	BK/ILP	AB	BF	NP
KE HA	W (1,0,0)	7.0	1	1	1	1	2	1	-	-	21	23	68
Totals:		7.0	1	1	1	1	2	1	-	-	21	23	68

People's Republic of China (CHN)	W/L/S	IP	H	R	ER	BB	SO	HR	WP	BK/ILP	AB	BF	NP
CHAI Y	L (0,2,0)	4.2	6	5	5	3	5	1	-	-	17	24	111
WEI Y		2.1	5	3	3	-	4	1	-	-	12	13	45
Totals:		7.0	11	8	8	3	9	2	-	-	29	37	156

WEI Yuchen faced 3 batters in the 5th inning

Hit by pitch - TPE 0; CHN 1 - YEH KP by WEI Y



Results

Technical Commissioners:

Umpires:

SANNA Giovanni (ITA)
(PL) PORTEOUS Mark (NZL)
(2B) YABE Miki (JPN)

TSUKIOKA Shuro (JPN)
(1B) LOPEZ William (PUR)
(3B) SONMEZ Galip (GER)

Scorekeepers:

CAI Yi Jhen (TPE) NAKAMURA Fuka (JPN) TOKUI Akane (JPN)

Length of game:

2h 18min

Conditions:

Partly cloudy

Attendance:

Temperature: 32°C/90°F

Humidity:

Legend:

*	Substitutions	1B	First base	2B	Second base	3B	Third base
A	Assists	AB	At bats	BB	Bases on balls	BF	Batters faced
BK/ILP	Balks/Illegal pitches	C	Catcher	CF	Center Fielder		
DP	Double plays/Designated Player	E	Errors	ER	Earned runs allowed		
H	Hits	IP	Innings pitched	L	Loss		
LF	Left Fielder	NP	Number of pitches	P	Pitcher		
PH	Pinch hitter	Pos.	Position	PR	Pinch Runner		
R	Runs	RF	Right Fielder	S	Save		
SO	Strikeouts	W	Win	WP	Wild pitches		
		HR	Home runs				
		LOB	Left on base				
		PO	Put outs				
		RBI	Runs batted in				
		SS	Shortstop				



Starting Line-Up

NED - Netherlands

No. Player	Pos.	B/T	AVG	GP	GS	AB	R	H	2B	3B	HR	RBI	SLG%	BB	HBP	SO	OB%	SB	ATT.
18 VONK Britt Agatha	SS	R/L	.500	1	2	2	1	1	-	-	-	-	.500	1	-	1	.667	-	0
21 BEERS Brenda	1B	R/L	.000	2	3	4	-	-	-	-	-	-	.000	-	-	2	.000	-	0
11 VAN GURP Suka	2B	R/R	.500	2	3	2	1	1	-	-	1	2	2.000	3	-	1	.800	-	1
47 WISSINK Laura	C	R/R	.000	2	3	4	-	-	-	-	-	-	.000	1	-	1	.200	-	0
5 VAN DALEN Maxime	DP	L/L	.000	2	3	4	-	-	-	-	-	-	.000	1	-	1	.200	-	0
9 VAN AALST Jessie	RF	L/L	.333	2	3	3	-	1	-	-	-	-	.333	-	-	1	.333	-	0
7 JANSEN Annemiek	CF	L/L	.000	2	3	4	-	-	-	-	-	-	.000	-	-	2	.000	-	0
25 VAN DER ZANDEN Cindy	LF	R/R	.250	2	3	4	1	1	-	-	1	1	1.000	-	-	-	.250	-	0
16 CHARLES Damishah	3B	R/R	.250	2	3	4	-	1	-	-	-	1	.250	-	-	2	.250	-	0

No. Starting Pitcher	ERA	W	L	GP	GS	CG	IP	H	R	ER	BB	SO	B/AVG	WP	BK/ILP	HBP
4 HOP Lisa	1.40	1	-	1	2	-	5.0	5	1	1	1	3	.263	-	-	-

TPE - Chinese Taipei

No. Player	Pos.	B/T	AVG	GP	GS	AB	R	H	2B	3B	HR	RBI	SLG%	BB	HBP	SO	OB%	SB	ATT.
22 LIU Hsuan	2B	L/R	.000	2	3	6	-	-	-	-	-	-	.000	-	-	2	.000	-	0
55 LIN Feng-Chen	RF	L/R	.333	2	3	6	1	2	-	-	1	1	.833	1	-	4	.429	-	0
1 SHEN Chia-Wen	LF	L/R	.400	2	3	5	2	2	1	-	-	-	.600	1	-	1	.500	-	0
4 LI Szu-Shih	C	R/R	.571	2	3	7	2	4	-	-	1	2	1.000	-	-	1	.571	-	0
31 CHEN Chia-Yi	1B	L/R	.333	2	3	6	2	2	-	-	-	1	.333	-	1	2	.429	1	1
59 LIN Chih-Ying	DP	R/R	.500	2	2	2	-	1	-	-	-	1	.500	-	-	1	.500	-	0
10 CHIANG Ting-En	CF	L/R	.500	2	3	4	-	2	-	-	-	2	.500	-	1	-	.500	-	1
9 SU Yi-Hsuan	SS	R/R	.000	2	3	5	-	-	-	-	-	-	.000	-	-	-	.000	1	1
6 HO Yi-Fan	3B	R/R	.000	2	3	5	-	-	-	-	-	-	.000	1	-	3	.167	-	0

No. Starting Pitcher	ERA	W	L	GP	GS	CG	IP	H	R	ER	BB	SO	B/AVG	WP	BK/ILP	HBP
2 KE Hsia-Ai	1.68	1	-	2	2	1	8.1	3	2	2	2	2	.111	-	-	-



Starting Line-Up

NED - Netherlands

Non-Starters			
No.	Player	Pos.	B/T
2	MAXIMILIANA Thaima	U	R/R
8	DRIJVERS Sietske	U	R/R
17	GIRIGORIE J'Dah Catherine Genevieve	U	R/R
19	VOORTMAN Eva	U	L/L
28	UYTENDAAL Nicky	U	L/R

Head Coach

KOSTERINK Saskia

Coach

SMITH Mark
STUIJ Jut
VLEUGELS Marielle

TPE - Chinese Taipei

Non-Starters			
No.	Player	Pos.	B/T
7	CHEN Ching-Yu	P	R/R
11	YEH Kuei-Ping	OF	R/R
13	YANG An-Chi	IF	L/R
33	CHU Yi-Shan	P	L/R
38	TU Ya-Ting	P	R/R

Head Coach

CHANG Chia-Hsing

Coach

CHIANG Tzu-Lin
FU Ping-Ching
HAN Hsin-Lin
LIN Pei-Chun

Umpires: KAIARUNA Tony
HASHIMOTO Takashi
GAUDREAU Genevieve
ZIDEK Michal

NZL PL
JPN 1B
CAN 2B
CZE 3B

Technical Commissioners: KERR Cathy
SANNA Giovanni

AUS
ITA

Scorekeepers: TOKUI Akane
XUE Min
YAGI Miyoko

JPN
CHN
JPN

Note:
Visitor team is shown on the left.

Legend:					
1B	First base	2B	Doubles/Second base	3B	Triples/Third base
AVG	Batting average	ATT.	Stolen base attempts	B	Both
BB	Bases on balls	BK/ILP	Balks/Illegal Pitches	B/T	Bat/Throw Hand
CF	Center Fielder	CG	Completed Games	DP	Designated Player
ERA	Earned run average	GP	Games pitched/played	GS	Games started
HBP	Hit by pitch	HR	Home runs	IF	Infielder
L	Loss/left hand	LF	Left Fielder	No.	Uniform number
OF	Outfielder	P	Pitcher	Pos.	Position
RBI	Runs batted in	RF	Right Fielder	SB	Stolen bases
SO	Strikeouts	SS	Shortstop	U	Utility
WP	Wild pitches			AB	At bats
				B/AVG	Opponent batting average
				C	Catcher
				ER	Earned runs allowed
				H	Hits
				IP	Innings pitched/played
				OB%	On base percentage
				R	Runs/right hand
				SLG%	Slugging percentage
				W	Win



Results

NED 0 - 2 TPE

	1	2	3	4	5	6	7	R	H	E	LOB
NED - Netherlands	0	0	0	0	0	0	0	0	4	0	3
TPE - Chinese Taipei	2	0	0	0	0	0	x	2	6	0	4

Netherlands (NED)	Pos.	AB	R	H	RBI	BB	SO	PO	A	E
VONK BA	SS	3	-	1	-	-	-	3	-	-
BEERS B	1B	1	-	-	-	-	-	-	-	-
	DP	2	-	-	-	-	-	-	-	-
van GURP S	2B	3	-	1	-	-	-	2	2	-
WISSINK L	C	3	-	1	-	-	1	4	-	-
van DALEN M	DP	-	-	-	-	-	-	-	-	-
	1B	2	-	-	-	1	-	5	1	-
van AALST J	RF	2	-	-	-	-	-	1	-	-
*UYTENDAAL N	PH	1	-	-	-	-	-	-	-	-
JANSEN A	CF	2	-	1	-	-	-	2	-	-
van der ZANDEN C	LF	1	-	-	-	-	-	-	-	-
CHARLES D	3B	2	-	-	-	-	-	1	3	-
HOP L	P	-	-	-	-	-	-	-	1	-
*VOORTMAN E	P	-	-	-	-	-	-	-	-	-
Totals:		22	-	4	-	1	1	18	7	-

Bottom 1st VAN DALEN Maxime moved to first baseman

Bottom 1st BEERS Brenda moved to designated player

Top 2nd Temporary runner VAN AALST Jessie(re-enter) running for WISSINK Laura

Bottom 6th VOORTMAN Eva to play pitcher for NED substituting HOP Lisa

Top 7th Pinch hitter UYTENDAAL Nicky hitting for VAN AALST Jessie

Chinese Taipei (TPE)	Pos.	AB	R	H	RBI	BB	SO	PO	A	E
LIU H	2B	3	-	1	-	-	-	4	3	-
LIN FC	RF	3	1	1	-	-	-	4	-	-
SHEN CW	LF	3	-	-	-	-	1	1	-	-
LI SS	C	3	1	2	2	-	-	1	1	-
CHEN CY	1B	3	-	1	-	-	1	10	-	-
LIN CY	DP	3	-	-	-	-	-	-	-	-
CHIANG TE	CF	2	-	1	-	-	-	1	-	-
SU YH	SS	2	-	-	-	-	1	-	-	-
*YANG AC	PR	-	-	-	-	-	-	-	-	-
HO YF	3B	1	-	-	-	-	-	-	4	-
*YEH KP	PH	1	-	-	-	-	-	-	-	-
KE HA	P	-	-	-	-	-	-	-	-	-
*TU YT	P	-	-	-	-	-	-	-	2	-
Totals:		24	2	6	2	-	3	21	10	-

Top 3rd TU Ya-Ting to play pitcher for TPE substituting KE Hsia-Ai

Bottom 5th Pinch hitter YEH Kuei-Ping hitting for HO Yi-Fan

Bottom 5th Pinch runner YANG An-Chi running for SU Yi-Hsuan

Top 6th HO Yi-Fan returned to third baseman

Top 6th SU Yi-Hsuan returned to shortstop

Top 6th YANG An-Chi came out of the field of play

Top 6th YEH Kuei-Ping came out of the field of play

Bottom 6th Temporary runner CHEN Chia-Yi(re-enter) running for LI Szu-Shih

Doubles - NED 1 - JANSEN A; TPE 0

Home runs - NED 0; TPE 1 - LI SS in 1st (2 RBI)

Sacrifice hits - NED 1 - van der ZANDEN C; TPE 0

Double plays - NED 0; TPE 1 - CHEN CY, LIU H

Netherlands (NED)	W/L/S	IP	H	R	ER	BB	SO	HR	WP	BK/ILP	AB	BF	NP
HOP L	L (1,1,0)	5.0	5	2	2	-	2	1	-	-	20	20	70
VOORTMAN E		1.0	1	-	-	-	1	-	-	-	4	4	18
Totals:		6.0	6	2	2	-	3	1	-	-	24	24	88

Chinese Taipei (TPE)	W/L/S	IP	H	R	ER	BB	SO	HR	WP	BK/ILP	AB	BF	NP
KE HA		2.0	2	-	-	-	-	-	-	-	7	7	38
TU YT	W (1,0,0)	5.0	2	-	-	1	1	-	1	-	15	17	57
Totals:		7.0	4	-	-	1	1	-	1	-	22	24	95

KE Hsia-Ai faced 1 batters in the 3rd inning



Results

Technical Commissioners:	KERR Cathy (AUS)	SANNA Giovanni (ITA)	
Umpires:	(PL) KAIARUNA Tony (NZL)	(1B) HASHIMOTO Takashi (JPN)	
	(2B) GAUDREAU Genevieve (CAN)	(3B) ZIDEK Michal (CZE)	
Scorekeepers:	TOKUI Akane (JPN)	XUE Min (CHN)	YAGI Miyoko (JPN)
Length of game:	1h 47min	Attendance:	
Conditions:	Overcast	Temperature: 28°C/82°F	Humidity:

Legend:							
*	Substitutions	1B	First base	2B	Second base	3B	Third base
A	Assists	AB	At bats	BB	Bases on balls	BF	Batters faced
BK/ILP	Balks/Illegal pitches	C	Catcher	CF	Center Fielder		
DP	Double plays/Designated Player	E	Errors	ER	Earned runs allowed		
H	Hits	IP	Innings pitched	L	Loss		
LF	Left Fielder	NP	Number of pitches	P	Pitcher		
PH	Pinch hitter	Pos.	Position	PR	Pinch Runner		
R	Runs	RF	Right Fielder	S	Save		
SO	Strikeouts	W	Win	WP	Wild pitches		
x	Did not bat						



Starting Line-Up

CHN - People's Republic of China

No. Player	Pos.	B/T	AVG	GP	GS	AB	R	H	2B	3B	HR	RBI	SLG%	BB	HBP	SO	OB%	SB	ATT.
25 YAN Siyu	LF	L/R	.333	2	3	6	-	2	1	-	-	-	.500	-	-	-	.333	-	0
10 XIE Yue	SS	R/R	.000	2	3	6	-	-	-	-	-	-	.000	-	-	2	.000	-	0
7 XI Kailin	DP	L/R	.000	2	3	6	-	-	-	-	-	-	.000	-	-	1	.000	-	0
55 REN Min	C	L/R	.333	2	3	6	2	2	-	-	1	1	.833	-	-	2	.333	-	0
39 XIE Jiaxin	2B	L/R	.000	2	3	6	-	-	-	-	-	-	.000	-	-	2	.000	-	0
15 WANG Bei	3B	L/R	.400	2	3	5	-	2	1	-	-	-	.600	-	-	1	.400	-	0
8 LI Jiaqi	1B	L/R	.000	2	3	5	-	-	-	-	-	1	.000	-	-	2	.000	-	0
12 WANG Yuan	RF	R/R	.000	1	2	1	-	-	-	-	-	-	.000	1	-	-	.500	-	0
52 HE Xiaoyan	CF	L/L	.000	2	3	3	-	-	-	-	-	-	.000	-	-	-	.000	-	0

No. Starting Pitcher	ERA	W	L	GP	GS	CG	IP	H	R	ER	BB	SO	B/AVG	WP	BK/ILP	HBP
42 CHAI Yinan	7.30	-	2	2	3	-	7.2	9	8	8	5	7	.321	-	-	-

USA - United States of America

No. Player	Pos.	B/T	AVG	GP	GS	AB	R	H	2B	3B	HR	RBI	SLG%	BB	HBP	SO	OB%	SB	ATT.
10 COLEMAN Jayda	CF	L/L	.500	2	3	6	2	3	-	-	-	-	.500	-	-	-	.500	1	1
23 JENNINGS Tiare	SS	R/R	.429	2	3	7	3	3	1	-	1	1	1.000	-	-	-	.429	-	0
7 BRADY Maya	RF	L/R	.333	2	3	6	2	2	-	-	1	1	.833	-	-	1	.333	-	0
37 FLIPPEN Hannah	3B	R/R	.500	2	3	6	2	3	1	-	1	3	1.167	1	-	-	.571	-	0
1 WALLACE Skylar	1B	L/R	.000	2	2	4	-	-	-	-	-	-	.000	-	-	-	.000	-	0
34 MULIPOLA Dejah	C	R/R	1.000	1	2	3	-	3	1	1	-	2	2.000	-	-	-	1.000	-	0
18 LORENZ Amanda	DP	L/L	.167	2	3	6	1	1	1	-	-	1	.333	-	-	-	.167	-	0
48 NICKLES Bubba	LF	R/R	.333	2	3	6	1	2	-	-	-	1	.333	-	-	-	.333	-	0
22 JEFFERSON Janae	2B	L/R	.500	2	3	6	-	3	-	-	-	3	.500	-	-	-	.500	1	1

No. Starting Pitcher	ERA	W	L	GP	GS	CG	IP	H	R	ER	BB	SO	B/AVG	WP	BK/ILP	HBP
28 MAXWELL Kelly	7.00	-	-	1	1	-	1.0	1	1	1	-	2	.250	-	-	1



Starting Line-Up

CHN - People's Republic of China

Non-Starters			
No.	Player	Pos.	B/T
3	WEI Yuchen	P	L/L
18	SANG Yujuan	OF	L/R
20	LU Xiaomin	IF	L/R
22	LIU Caihong	P	R/R
23	GUI Yuanyuan	IF	L/R

Head Coach

TANG Changdong

Coach

YANG Jie
ZHANG Weihong

USA - United States of America

Non-Starters			
No.	Player	Pos.	B/T
3	CARDA Ally	P/IF	R/R
21	GARCIA Rachel	P/IF	R/R
24	FARAIMO Megan	P/IF	R/R
27	JAKUSHI Sj	U	R/R
30	WARREN Jessie	IF	R/R

Head Coach

GASSO Patty

Coach

GASSO Jt
KRETSCHMAN Kelly
ROCHA Jen

Umpires: YABE Miki
SONMEZ Galip
PORTEOUS Mark
CARTER Jason

JPN PL
GER 1B
NZL 2B
AUS 3B

Technical Commissioners: PENFOLD Brooke AUS
TSUKIOKA Shuro JPN

Scorekeepers: CAI Yi Jhen TPE
HOGETOORN Linda NED
NAKAMURA Fuka JPN

Note:
Visitor team is shown on the left.

Legend:					
1B	First base	2B	Doubles/Second base	3B	Triples/Third base
AVG	Batting average	ATT.	Stolen base attempts	B	Both
BB	Bases on balls	BK/ILP	Balks/Illegal Pitches	B/T	Bat/Throw Hand
CF	Center Fielder	CG	Completed Games	DP	Designated Player
ERA	Earned run average	GP	Games pitched/played	GS	Games started
HBP	Hit by pitch	HR	Home runs	IF	Infielder
L	Loss/left hand	LF	Left Fielder	No.	Uniform number
OF	Outfielder	P	Pitcher	Pos.	Position
RBI	Runs batted in	RF	Right Fielder	SB	Stolen bases
SO	Strikeouts	SS	Shortstop	U	Utility
WP	Wild pitches			AB	At bats
				B/AVG	Opponent batting average
				C	Catcher
				ER	Earned runs allowed
				H	Hits
				IP	Innings pitched/played
				OB%	On base percentage
				R	Runs/right hand
				SLG%	Slugging percentage
				W	Win



Results

CHN 1 - 8 USA

	1	2	3	4	5	6	7	R	H	E	LOB
CHN - People's Republic of China	1	0	0	0	0	0		1	5	3	5
USA - United States of America	0	0	1	0	4	3		8	7	1	5

People's Republic of China (CHN)	Pos.	AB	R	H	RBI	BB	SO	PO	A	E
YAN S	LF	3	-	2	-	-	-	1	-	-
*LU X	PR	-	1	-	-	-	-	-	-	-
XIE Y	SS	3	-	1	-	-	1	3	1	1
XI K	DP	3	-	1	-	-	-	-	-	-
REN M	C	2	-	-	1	-	-	4	-	1
XIE J	2B	3	-	-	-	-	2	1	3	-
WANG B	3B	3	-	-	-	-	2	-	1	-
LI J	1B	1	-	1	-	1	-	3	-	-
WANG Y	RF	2	-	-	-	-	2	1	-	-
HE X	CF	2	-	-	-	-	-	4	-	1
*SANG Y	PR	-	-	-	-	-	-	-	-	-
CHAI Y	P	-	-	-	-	-	-	-	-	-
*WEI Y	P	-	-	-	-	-	-	-	-	-
Totals:		22	1	5	1	1	7	17	5	3

Top 1st Pinch runner LU Xiaomin running for YAN Siyu
Bottom 1st YAN Siyu returned to left fielder
Bottom 1st LU Xiaomin came out of the field of play
Top 2nd Pinch runner SANG Yujuan running for HE Xiaoyan
Bottom 2nd HE Xiaoyan returned to center fielder
Bottom 2nd SANG Yujuan came out of the field of play
Bottom 4th WEI Yuchen to play pitcher for CHN substituting CHAI Yinan

United States of America (USA)	Pos.	AB	R	H	RBI	BB	SO	PO	A	E
COLEMAN J	CF	4	-	1	-	-	1	-	-	-
JENNINGS T	SS	3	2	1	1	1	-	2	2	-
BRADY M	RF	-	-	-	-	-	-	-	-	-
	DP	1	2	-	-	2	-	-	-	-
*WARREN J	3B	1	1	1	2	-	-	-	-	-
FLIPPEN H	3B	1	-	-	1	-	-	1	1	1
	2B	-	1	-	-	-	-	-	1	-
WALLACE S	1B	3	1	1	4	-	2	3	-	-
MULIPOLA D	C	3	-	1	-	-	-	7	2	-
LORENZ A	DP	-	-	-	-	-	-	-	-	-
	RF	3	-	1	-	-	-	1	-	-
NICKLES B	LF	2	1	1	-	1	1	3	-	-
JEFFERSON J	2B	1	-	-	-	-	-	1	1	-
*JAQUISH S	PH	1	-	-	-	-	-	-	-	-
	3B	-	-	-	-	-	-	-	1	-
*JAQUISH S	DP	1	-	-	-	-	-	-	-	-
MAXWELL K	P	-	-	-	-	-	-	-	-	-
*CARDA A	P	-	-	-	-	-	-	-	-	-
*FARAIMO M	P	-	-	-	-	-	-	-	-	-
Totals:		24	8	7	8	4	4	18	8	1

Top 1st LORENZ Amanda moved to right fielder
Top 1st BRADY Maya moved to designated player
Bottom 4th Pinch hitter JAQUISH Sj hitting for JEFFERSON Janae
Top 5th FLIPPEN Hannah remained in the game as second baseman
Top 5th JAQUISH Sj moved to third baseman
Top 5th CARDA Ally to play pitcher for USA substituting MAXWELL Kelly
Top 6th FARAIMO Megan to play pitcher for USA substituting CARDA Ally
Top 6th WARREN Jessie to play third baseman for USA substituting BRADY Maya
Top 6th JAQUISH Sj moved to designated player

Doubles - CHN 2 - YAN S (2); USA 0
Home runs - CHN 0; USA 2 - WALLACE S in 5th (4 RBI), WARREN J in 6th (2 RBI)
Stolen bases - CHN 0; USA 1 - BRADY M
Caught stealing - CHN 1 - LI J; USA 0
Sacrifice flies - CHN 1 - REN M; USA 1 - FLIPPEN H



Results

People's Republic of China (CHN)	W/L/S	IP	H	R	ER	BB	SO	HR	WP	BK/ILP	AB	BF	NP
CHAI Y		3.0	2	1	1	2	3	-	1	-	11	14	65
WEI Y	L (0,1,0)	2.2	5	7	7	2	1	2	-	-	13	16	63
Totals:		5.2	7	8	8	4	4	2	1	-	24	30	128

CHAI Yinan faced 1 batters in the 4th inning

United States of America (USA)	W/L/S	IP	H	R	ER	BB	SO	HR	WP	BK/ILP	AB	BF	NP
MAXWELL K		4.0	4	1	1	1	5	-	-	-	15	17	66
CARDA A	W (1,0,1)	1.0	1	-	-	-	1	-	1	-	4	4	20
FARAIMO M		1.0	-	-	-	-	1	-	-	-	3	3	8
Totals:		6.0	5	1	1	1	7	-	1	-	22	24	94

MAXWELL Kelly faced 1 batters in the 5th inning

Hit by pitch - CHN 1 - FLIPPEN H by WEI Y; USA 0

Technical Commissioners:

Umpires:

(PL) YABE Miki (JPN)
(2B) PORTEOUS Mark (NZL)

(1B) SONMEZ Galip (GER)
(3B) CARTER Jason (AUS)

Scorekeepers:

CAI Yi Jhen (TPE)

HOGETOORN Linda (NED)

NAKAMURA Fuka (JPN)

Length of game:

2h 9min

Conditions:

Few clouds

Attendance:

Temperature: 33°C/91°F

Humidity:

Legend:			
*	Substitutions	1B	First base
A	Assists	AB	At bats
BK/ILP	Balks/Illegal pitches	C	Catcher
DP	Double plays/Designated Player	CF	Center Fielder
H	Hits	E	Errors
LF	Left Fielder	IP	Innings pitched
PH	Pinch hitter	NP	Number of pitches
R	Runs	Pos.	Position
SO	Strikeouts	RF	Right Fielder
		W	Win
		3B	Third base
		BF	Batters faced
		ER	Earned runs allowed
		L	Loss
		P	Pitcher
		PR	Pinch Runner
		S	Save
		WP	Wild pitches



TWG
2025
CHENGDU



SPORT CLIMBING

RESULTS BOOK

TABLE OF CONTENTS



41	Sport Climbing	4530
41.1	Table of Contents	4531
41.2	Competition Schedule	4535
41.3	Records	4536
41.4	Number of Entries by NOC	4537
41.5	Entry List by NOC	4538
41.6	Daily Schedule	4540
41.6.1	Daily Schedule - 14 Aug 2025	4540
41.6.2	Daily Schedule - 15 Aug 2025	4541
41.6.3	Daily Schedule - 16 Aug 2025	4542
41.7	Records Broken	4543
41.8	Medallists by Event	4544
41.9	Medal Standings	4545
41.10	Men's Speed Single	4546
41.10.1	Entry List by Event	4547
41.10.2	Result Summary	4548
41.10.3	Brackets	4549
41.10.4	Medallists	4550
41.10.5	Qualification	4551
41.10.5.1	Start List	4551
41.10.5.2	Results	4552
41.11	Men's Speed Single 4	4553
41.11.1	Entry List by Event	4554
41.11.2	Result Summary	4555
41.11.3	Brackets	4556
41.11.4	Medallists	4557
41.11.5	Qualification - Elimination Heats	4558
41.11.5.1	Start List	4558
41.11.5.2	Results	4559
41.11.6	Qualification - Seeding Heats	4560
41.11.6.1	Start List	4560
41.11.6.2	Results	4561
41.12	Men's Speed Relay	4562
41.12.1	Entry List by Event	4563
41.12.2	Result Summary	4564
41.12.3	Brackets	4565
41.12.4	Medallists	4566

RESULTS BOOK

TABLE OF CONTENTS

41.12.5	Finals Start List	4567
41.12.6	Semifinals Start List	4568
41.12.7	Quarterfinals Start List	4569
41.12.8	Round of 16 Start List	4570
41.12.9	Qualification	4571
41.12.9.1	Start List	4571
41.12.9.2	Results	4572
41.13	Women's Speed Single	4573
41.13.1	Entry List by Event	4574
41.13.2	Result Summary	4575
41.13.3	Brackets	4576
41.13.4	Medallists	4577
41.13.5	Qualification	4578
41.13.5.1	Start List	4578
41.13.5.2	Results	4579
41.14	Women's Speed Single 4	4580
41.14.1	Entry List by Event	4581
41.14.2	Result Summary	4582
41.14.3	Brackets	4583
41.14.4	Medallists	4584
41.14.5	Qualification - Elimination Heats	4585
41.14.5.1	Start List	4585
41.14.5.2	Results	4586
41.14.6	Qualification - Seeding Heats	4587
41.14.6.1	Start List	4587
41.14.6.2	Results	4588
41.15	Women's Speed Relay	4589
41.15.1	Entry List by Event	4590
41.15.2	Result Summary	4591
41.15.3	Brackets	4592
41.15.4	Medallists	4593
41.15.5	Finals Start List	4594
41.15.6	Semifinals Start List	4595
41.15.7	Quarterfinals Start List	4596
41.15.8	Round of 16 Start List	4597
41.15.9	Qualification	4598
41.15.9.1	Start List	4598
41.15.9.2	Results	4599



Competition Schedule

REVISED
15 AUG 12:01

As of FRI 15 AUG 2025

Date	Start Time	Event
THU 14 AUG	10:45	Men's Speed Single, Qualification
	11:45	Women's Speed Single, Qualification
	17:30	Men's Speed Single, Final
	17:43	Women's Speed Single, Final
FRI 15 AUG	09:30	Women's Speed Single 4, Qualification - Seeding Heats
	10:40	Men's Speed Single 4, Qualification - Seeding Heats
	12:00	Women's Speed Single 4, Qualification - Elimination Heats
	12:10	Men's Speed Single 4, Qualification - Elimination Heats
	18:00	Women's Speed Single 4, Final
	18:09	Men's Speed Single 4, Final
SAT 16 AUG	10:00	Men's Speed Relay, Qualification
	10:43	Women's Speed Relay, Qualification
	11:38	Men's Speed Relay, Final
	11:55	Women's Speed Relay, Final



Records

As of WED 13 AUG 2025

Event	Type	Time	Name	NOC Code	Date	Location
Individual						
Men's	World Record	4.64	WATSON Samuel	USA	3 MAY 2025	Bali (INA)
Women's	World Record	6.06	MIROSLAW Aleksandra	POL	5 AUG 2024	Paris (FRA)
Relay						
Men's	World Record	Not established				
Women's	World Record	Not established				



Number of Entries by NOC

As of WED 13 AUG 2025

NOC	Men				Women				Athlete Total
	Single	Single 4	Relay	Total	Single	Single 4	Relay	Total	
CHN - People's Republic of China	4	4	4	10	4	4	4	10	8
GER - Germany	2	2	2	5	3	3	2	7	5
INA - Indonesia	4	4	4	10	4	4	4	10	8
ITA - Italy	4	4	4	10	4	4	4	10	8
JPN - Japan	4	4	4	10	3	3	2	7	7
KAZ - Kazakhstan	4	4	4	10					4
KOR - Republic of Korea					4	4	4	10	4
NZL - New Zealand	4	4	4	10	4	4	4	10	8
POL - Poland					4	4	2	9	4
RSA - South Africa	2	2	2	5	2	2	2	5	4
UKR - Ukraine	4	4	4	10					4
USA - United States of America	1	3	4	6	4	4	4	10	8
Total: 12	33	35	36	86	36	36	32	88	72



Entry List by NOC

As of WED 13 AUG 2025

NOC	Name	Date of Birth
CHN - People's Republic of China	CHU Shou Hong	14 APR 2007
	DENG Li Juan	12 MAY 2000
	LI Xu	11 JUN 2002
	LONG Jian Guo	22 MAR 2003
	QIN Yu Mei	26 OCT 2005
	YANG Jie	15 MAR 2003
	ZHANG Shao Qin	10 SEP 1999
	ZHOU Ya Fei	15 MAY 2004
GER - Germany	CARMANNS Leander	30 SEP 2004
	KOCH Julia	24 SEP 2000
	LUCKE Sebastian	8 AUG 2002
	SCHULTZ Mina	30 OCT 2008
	THOMAS Nele	3 JUL 2007
INA - Indonesia	KATIBIN Kiromal	21 AUG 2000
	LEONARDO Veddriq	11 MAR 1997
	LESTARI Puja	23 NOV 2003
	MADE RITA KUSUMA DEWI Desak	24 JAN 2001
	MUHAMMAD FAJRI Alfian	18 JAN 1997
	NARDA MUTIA Amanda	9 OCT 2003
	RAHARJATI Nursamsa	8 JAN 2001
	SALLSABILLAH Rajiah	30 APR 1999
ITA - Italy	COLLI Beatrice Anna	10 OCT 2004
	FIORIO Agnese	3 JAN 2006
	FOSSALI Ludovico	21 MAY 1997
	RANDI Giulia	5 SEP 2002
	ROBBIATI Luca	18 AUG 2003
	STROCCHI Sara	18 NOV 2008
	ZODDA Gian Luca	2 MAY 1999
	ZURLONI Matteo	20 MAR 2002
JPN - Japan	FUJINO Shuto	28 NOV 2004
	KAWAKAMI Fumika	9 JUN 2006
	KOYAMATSU Ren	28 JAN 2008
	OMASA Ryo	26 JUN 2002
	TABUCHI Motonori	4 APR 2007
	TAKEUCHI Ai	8 AUG 2005
	YASUKAWA Jun	18 OCT 2003
KAZ - Kazakhstan	ALTYNBEKOV Beknur	21 JAN 2002
	KHAIBULLIN Rishat	21 SEP 1995
	MAIMURATOV Amir	19 JUL 1995
	TOKTAROV Damir	20 SEP 2007
KOR - Republic of Korea	HWANG Jimin	19 JUL 2008
	JEONG Jimin	1 AUG 2004
	SUNG Hanareum	17 MAY 2005
	YUN Dasom	19 OCT 2005



Entry List by NOC

As of WED 13 AUG 2025

NOC	Name	Date of Birth
NZL - New Zealand	ADAMS Kaz	27 NOV 1990
	CHISHOLM Flynn	16 FEB 2005
	DAVID Julian	30 JAN 2005
	GEBERT Abby	8 JUL 2004
	JOHNSTON Ned	1 JUN 2005
	LEE Helen	9 DEC 1998
	RANGI Jorja Isabel	14 DEC 2002
	TETZLAFF Sarah	18 APR 2000
POL - Poland	BROZEK Anna Maria	27 MAR 1995
	KALUCKA Natalia	25 DEC 2001
	STOKOWIEC Martyna	21 MAR 2008
	SZWED Maria Magdalena	6 OCT 2004
RSA - South Africa	BRUYNS Josh	1 AUG 2003
	HOLDER Aniya	3 AUG 2001
	MULLER John-David	5 OCT 1993
	OATES Tegwen	10 NOV 2003
UKR - Ukraine	ILCHYSHYN Hryhorii	6 SEP 2004
	MOZOLEVYCH Denys	28 FEB 2005
	PAVLENKO Kostiantyn	11 AUG 1998
	TKACH Yaroslav	31 OCT 2001
USA - United States of America	CURCIO Sophia Marie	15 FEB 2006
	HAMMER Zachary James	29 MAY 2006
	HOM Michael Glenn	22 JUN 2007
	HUNT Emma Sarah	1 APR 2003
	KELLY Piper Lauren	3 OCT 1999
	ROTHFORK Isis Michelle	16 MAR 2004
	SCHLECHT Logan James	12 FEB 2008
	WATSON Samuel Ryan	27 FEB 2006



Daily Schedule

THU 14 AUG 2025

Start Time	Event	Round
10:45	Men's Speed Single	Qualification
11:45	Women's Speed Single	Qualification
17:30	Men's Speed Single	Round of 16 (8 matches)
17:43	Women's Speed Single	Round of 16 (8 matches)
17:56	Men's Speed Single	Quarterfinals (4 matches)
18:03	Women's Speed Single	Quarterfinals (4 matches)
18:16	Men's Speed Single	Semifinals (2 matches)
18:19	Women's Speed Single	Semifinals (2 matches)
18:24	Men's Speed Single	Final - Bronze Medal Final
18:27	Women's Speed Single	Final - Bronze Medal Final
18:30	Men's Speed Single	Final - Gold Medal Final
18:32	Women's Speed Single	Final - Gold Medal Final



Daily Schedule

REVISED
15 AUG 9:11

FRI 15 AUG 2025

Start Time	Event	Round
9:30	Women's Speed Single 4	Qualification - Seeding Heats
10:40	Men's Speed Single 4	Qualification - Seeding Heats
12:00	Women's Speed Single 4	Qualification - Elimination Heats
12:10	Men's Speed Single 4	Qualification - Elimination Heats
18:00	Women's Speed Single 4	Quarterfinals
18:09	Men's Speed Single 4	Quarterfinals
18:18	Women's Speed Single 4	Semifinals
18:23	Men's Speed Single 4	Semifinals
18:34	Women's Speed Single 4	Final
18:37	Men's Speed Single 4	Final



Daily Schedule

SAT 16 AUG 2025

Start Time	Event	Round
10:00	Men's Speed Relay	Qualification
10:43	Women's Speed Relay	Qualification
11:38	Men's Speed Relay	Round of 16 (8 matches)
11:55	Women's Speed Relay	Round of 16 (8 matches)
12:12	Men's Speed Relay	Quarterfinals (4 matches)
12:21	Women's Speed Relay	Quarterfinals (4 matches)
12:30	Men's Speed Relay	Semifinals (2 matches)
12:35	Women's Speed Relay	Semifinals (2 matches)
12:46	Men's Speed Relay	Final - Bronze Medal Final
12:48	Women's Speed Relay	Final - Bronze Medal Final
12:50	Men's Speed Relay	Final - Gold Medal Final
12:54	Women's Speed Relay	Final - Gold Medal Final



Records Broken

As of SAT 16 AUG 2025

Men's Speed Relay World Records

Record Time Old / New	Name	NOC	Date
- / 10.36	People's Republic of China - LI Xu / YANG Jie	CHN	16 AUG 2025
10.36 / 10.26	United States of America - WATSON Samuel Ryan / HAMMER Zachary James	USA	16 AUG 2025
10.26 / 10.11	People's Republic of China - LONG Jian Guo / CHU Shou Hong	CHN	16 AUG 2025
10.11 / 10.06	United States of America - WATSON Samuel Ryan / HAMMER Zachary James	USA	16 AUG 2025

Women's Speed Relay World Records

Record Time Old / New	Name	NOC	Date
- / 13.83	People's Republic of China - QIN Yu Mei / ZHANG Shao Qin	CHN	16 AUG 2025
13.83 / 13.64	People's Republic of China - ZHOU Ya Fei / DENG Li Juan	CHN	16 AUG 2025
13.64 / 13.56	People's Republic of China - ZHOU Ya Fei / DENG Li Juan	CHN	16 AUG 2025
13.56 / 13.28	People's Republic of China - ZHOU Ya Fei / DENG Li Juan	CHN	16 AUG 2025

Legend:

- Not established

Timing and Results provided by Tissot



Medallists by Event

As of SAT 16 AUG 2025

After 6 of 6 Events

Event Name	Date	Medal	Name	NOC Code
Men's Speed Single	THU 14 AUG	GOLD	CHU Shou Hong	CHN
		SILVER	WATSON Samuel Ryan	USA
		BRONZE	LONG Jian Guo	CHN
Men's Speed Single 4	FRI 15 AUG	GOLD	LONG Jian Guo	CHN
		SILVER	KATIBIN Kiromal	INA
		BRONZE	KHAIBULLIN Rishat	KAZ
Men's Speed Relay	SAT 16 AUG	GOLD	CHU Shou Hong	CHN
			LONG Jian Guo	
		SILVER	HOM Michael Glenn	USA
			SCHLECHT Logan James	
Women's Speed Single	THU 14 AUG	GOLD	DENG Li Juan	CHN
			QIN Yu Mei	
		SILVER	ZHOU Ya Fei	CHN
			MADE RITA KUSUMA DEWI Desak	
Women's Speed Single 4	FRI 15 AUG	GOLD	MADE RITA KUSUMA DEWI Desak	INA
		SILVER	QIN Yu Mei	CHN
		BRONZE	SALLSABILLAH Rajiah	INA
Women's Speed Relay	SAT 16 AUG	GOLD	DENG Li Juan	CHN
			ZHOU Ya Fei	
		SILVER	QIN Yu Mei	CHN
			ZHANG Shao Qin	
		BRONZE	JEONG Jimin	KOR
			SUNG Hanareum	



Medal Standings

As of SAT 16 AUG 2025

After 6 of 6 Events

Rank	NOC	Men				Women				Total				Rank by Total
		G	S	B	Tot	G	S	B	Tot	G	S	B	Tot	
1	CHN - People's Republic of China	3		1	4	2	3	1	6	5	3	2	10	1
2	INA - Indonesia		1		1	1		1	2	1	1	1	3	=2
3	USA - United States of America		2	1	3						2	1	3	=2
4	KAZ - Kazakhstan			1	1							1	1	=4
4	KOR - Republic of Korea							1	1			1	1	=4
	Total:	3	3	3	9	3	3	3	9	6	6	6	18	

Legend:

= Equal sign indicates that two or more NOCs share the same rank by total **B** Bronze **G** Gold **S** Silver **Tot** Total

Timing and Results provided by Tissot



TWG
2025
CHENGDU



SPORT CLIMBING

Men's Speed Single



Entry List by Event

As of WED 13 AUG 2025

NOC	Bib Number	Name	Date of Birth
CHN - People's Republic of China	11	CHU Shou Hong	14 APR 2007
	19	LI Xu	11 JUN 2002
	7	LONG Jian Guo	22 MAR 2003
	16	YANG Jie	15 MAR 2003
GER - Germany	14	CARMANNS Leander	30 SEP 2004
	21	LUCKE Sebastian	8 AUG 2002
INA - Indonesia	2	KATIBIN Kiromal	21 AUG 2000
	3	LEONARDO Veddriq	11 MAR 1997
	26	MUHAMMAD FAJRI Alfian	18 JAN 1997
	10	RAHARJATI Nursamsa	8 JAN 2001
ITA - Italy	18	FOSSALI Ludovico	21 MAY 1997
	23	ROBBIATI Luca	18 AUG 2003
	22	ZODDA Gian Luca	2 MAY 1999
	5	ZURLONI Matteo	20 MAR 2002
JPN - Japan	27	FUJINO Shuto	28 NOV 2004
	8	OMASA Ryo	26 JUN 2002
	34	TABUCHI Motonori	4 APR 2007
	28	YASUKAWA Jun	18 OCT 2003
KAZ - Kazakhstan	20	ALTYNBEKOV Beknur	21 JAN 2002
	15	KHAIBULLIN Rishat	21 SEP 1995
	4	MAIMURATOV Amir	19 JUL 1995
	29	TOKTAROV Damir	20 SEP 2007
NZL - New Zealand	35	ADAMS Kaz	27 NOV 1990
	32	CHISHOLM Flynn	16 FEB 2005
	13	DAVID Julian	30 JAN 2005
	33	JOHNSTON Ned	1 JUN 2005
RSA - South Africa	24	BRUYNS Josh	1 AUG 2003
	36	MULLER John-David	5 OCT 1993
UKR - Ukraine	12	ILCHYSHYN Hryhorii	6 SEP 2004
	30	MOZOLEVYCH Denys	28 FEB 2005
	25	PAVLENKO Kostiantyn	11 AUG 1998
	9	TKACH Yaroslav	31 OCT 2001
USA - United States of America	1	WATSON Samuel Ryan	27 FEB 2006



Result Summary

As of THU 14 AUG 2025

World Record		4.64	WATSON Samuel	USA	Bali (INA)	3 MAY 2025
Rank	Bib	Name	NOC Code	Time	Fastest Time in Competition	
Big Final						
1	11	CHU Shou Hong	CHN	4.80		
2	1	WATSON Samuel Ryan	USA	4.96		
Small Final						
3	7	LONG Jian Guo	CHN	4.83		
4	18	FOSSALI Ludovico	ITA	6.33		
Quarterfinals						
5	10	RAHARJATI Nursamsa	INA		4.93	
6	9	TKACH Yaroslav	UKR		5.02	
7	19	LI Xu	CHN		5.044	
8	4	MAIMURATOV Amir	KAZ		5.046	
Round of 16						
9	15	KHAIBULLIN Rishat	KAZ		5.04	
10	8	OMASA Ryo	JPN		5.052	
11	3	LEONARDO Veddriq	INA		5.053	
12	2	KATIBIN Kiromal	INA		5.14	
13	27	FUJINO Shuto	JPN		5.18	
14	5	ZURLONI Matteo	ITA		5.20	
15	13	DAVID Julian	NZL		5.33	
16	20	ALTYNBEKOV Beknur	KAZ		5.35	
Not qualified						
17	12	ILCHYSHYN Hryhorii	UKR		5.36	
18	26	MUHAMMAD FAJRI Alfian	INA		5.38	
19	29	TOKTAROV Damir	KAZ		5.43	
20	21	LUCKE Sebastian	GER		5.44	
21	22	ZODDA Gian Luca	ITA		5.45	
22	23	ROBBIATI Luca	ITA		5.52	
23	34	TABUCHI Motonori	JPN		5.55	
24	24	BRUYNS Josh	RSA		5.63	
25	25	PAVLENKO Kostiantyn	UKR		5.72	
26	30	MOZOLEVYCH Denys	UKR		6.03	
27	16	YANG Jie	CHN		6.13	
28	33	JOHNSTON Ned	NZL		6.68	
29	14	CARMANNS Leander	GER		7.14	
30	36	MULLER John-David	RSA		7.83	
31	32	CHISHOLM Flynn	NZL		7.88	
32	28	YASUKAWA Jun	JPN		9.17	
33	35	ADAMS Kaz	NZL		Fall	



Brackets

As of THU 14 AUG 2025

World Record	4.64	WATSON Samuel	USA	Bali (INA)	3 MAY 2025
--------------	------	---------------	-----	------------	------------

Round of 16	Quarterfinals	Semifinals	Finals
-------------	---------------	------------	--------

<div>Heat 1</div> <div>Q BibTime</div> <div>1 10 RAHARJATI NINA5.98 W</div> <div>16 20 ALTYNBEKOV BeknurKAZ8.58</div>	<div>Heat 1</div> <div>BibTime</div> <div>10 RAHARJATI N5.11</div> <div>11 CHU Shou Hong4.83 W</div>	<div>Heat 1</div> <div>BibTime</div> <div>11 CHU Shou Hong4.93 W</div> <div>18 FOSSALI Ludovico5.03</div>	<div>Gold Medal Final</div> <div>BibTime</div> <div>11 CHU Shou Hong4.80 W</div> <div>1 WATSON SR4.96</div>
<div>Heat 2</div> <div>Q BibTime</div> <div>8 2 KATIBIN KiromalINA5.28</div> <div>9 11 CHU Shou HongCHN4.94 W</div>	<div>Heat 2</div> <div>BibTime</div> <div>18 FOSSALI Ludovico5.27 W</div> <div>4 MAIMURATOV AmirFall</div>	<div>Heat 2</div> <div>BibTime</div> <div>7 LONG Jian Guo4.97</div> <div>1 WATSON SR4.90 W</div>	<div>Bronze Medal Final</div> <div>BibTime</div> <div>18 FOSSALI Ludovico6.33</div> <div>7 LONG Jian Guo4.83 W</div>
<div>Heat 3</div> <div>Q BibTime</div> <div>4 15 KHAIBULLIN RishatKAZ5.17</div> <div>13 18 FOSSALI LudovicoITA5.15 W</div>	<div>Heat 3</div> <div>BibTime</div> <div>7 LONG Jian Guo4.97 W</div> <div>19 LI XuFall</div>		
<div>Heat 4</div> <div>Q BibTime</div> <div>5 4 MAIMURATOV AmirKAZ5.04 W</div> <div>12 27 FUJINO ShutoJPN5.18</div>	<div>Heat 4</div> <div>BibTime</div> <div>9 TKACH Yaroslav5.78</div> <div>1 WATSON SR4.87 W</div>		
<div>Heat 5</div> <div>Q BibTime</div> <div>2 7 LONG Jian GuoCHN5.05 W</div> <div>15 13 DAVID JulianNZL5.46</div>			
<div>Heat 6</div> <div>Q BibTime</div> <div>7 19 LI XuCHN5.04 W</div> <div>10 8 OMASA RyoJPN5.05</div>			
<div>Heat 7</div> <div>Q BibTime</div> <div>3 9 TKACH YaroslavUKR5.07 W</div> <div>14 5 ZURLONI MatteoITA5.20</div>			
<div>Heat 8</div> <div>Q BibTime</div> <div>6 3 LEONARDO VeddrigINA5.05</div> <div>11 1 WATSON SRUSA4.90 W</div>			

Ranking Summary		
Gold	CHU Shou Hong	CHN
Silver	WATSON Samuel Ryan	USA
Bronze	LONG Jian Guo	CHN
	4 FOSSALI Ludovico	ITA
	5 RAHARJATI Nursamsa	INA
	6 TKACH Yaroslav	UKR
	7 LI Xu	CHN
	8 MAIMURATOV Amir	KAZ
	9 KHAIBULLIN Rishat	KAZ
	10 OMASA Ryo	JPN
	11 LEONARDO Veddrig	INA
	12 KATIBIN Kiromal	INA
	13 FUJINO Shuto	JPN
	14 ZURLONI Matteo	ITA
	15 DAVID Julian	NZL
	16 ALTYNBEKOV Beknur	KAZ

Note:
The athlete listed first in each heat will run in lane A (left). The athlete listed at the bottom in each heat will run in lane B (right).

Legend:
Q Rank from qualification **W** Winner of the heat

**Medallists**

As of THU 14 AUG 2025

Medal	Name	NOC
GOLD	CHU Shou Hong	CHN - People's Republic of China
SILVER	WATSON Samuel Ryan	USA - United States of America
BRONZE	LONG Jian Guo	CHN - People's Republic of China



THU 14 AUG 2025
Start Time: 10:45

Start List

REVISED

13 AUG 21:05

World Record 4.64 WATSON Samuel USA Bali (INA) 3 MAY 2025

Heat	Lane A			Lane B		
	Bib Number	Name	NOC Code	Bib Number	Name	NOC Code
1	5	ZURLONI Matteo	ITA	29	TOKTAROV Damir	KAZ
2	7	LONG Jian Guo	CHN	27	FUJINO Shuto	JPN
3	36	MULLER John-David	RSA	4	MAIMURATOV Amir	KAZ
4	34	TABUCHI Motonori	JPN	9	TKACH Yaroslav	UKR
5	33	JOHNSTON Ned	NZL	2	KATIBIN Kiromal	INA
6	35	ADAMS Kaz	NZL	8	OMASA Ryo	JPN
7	21	LUCKE Sebastian	GER	16	YANG Jie	CHN
8	10	RAHARJATI Nursamsa	INA	18	FOSSALI Ludovico	ITA
9	13	DAVID Julian	NZL	24	BRUYNS Josh	RSA
10	28	YASUKAWA Jun	JPN	22	ZODDA Gian Luca	ITA
11	23	ROBBIATI Luca	ITA	20	ALTYNBEKOV Beknur	KAZ
12	11	CHU Shou Hong	CHN	12	ILCHYSHYN Hryhorii	UKR
13	32	CHISHOLM Flynn	NZL	26	MUHAMMAD FAJRI Alfian	INA
14	14	CARMANNS Leander	GER	1	WATSON Samuel Ryan	USA
15	25	PAVLENKO Kostiantyn	UKR	15	KHAIBULLIN Rishat	KAZ
16	3	LEONARDO Veddriq	INA	19	LI Xu	CHN
17	29	TOKTAROV Damir	KAZ	30	MOZOLEVYCH Denys	UKR
18	27	FUJINO Shuto	JPN	5	ZURLONI Matteo	ITA
19	4	MAIMURATOV Amir	KAZ	7	LONG Jian Guo	CHN
20	9	TKACH Yaroslav	UKR	36	MULLER John-David	RSA
21	2	KATIBIN Kiromal	INA	34	TABUCHI Motonori	JPN
22	8	OMASA Ryo	JPN	33	JOHNSTON Ned	NZL
23	16	YANG Jie	CHN	35	ADAMS Kaz	NZL
24	18	FOSSALI Ludovico	ITA	21	LUCKE Sebastian	GER
25	24	BRUYNS Josh	RSA	10	RAHARJATI Nursamsa	INA
26	22	ZODDA Gian Luca	ITA	13	DAVID Julian	NZL
27	20	ALTYNBEKOV Beknur	KAZ	28	YASUKAWA Jun	JPN
28	12	ILCHYSHYN Hryhorii	UKR	23	ROBBIATI Luca	ITA
29	26	MUHAMMAD FAJRI Alfian	INA	11	CHU Shou Hong	CHN
30	1	WATSON Samuel Ryan	USA	32	CHISHOLM Flynn	NZL
31	15	KHAIBULLIN Rishat	KAZ	14	CARMANNS Leander	GER
32	19	LI Xu	CHN	25	PAVLENKO Kostiantyn	UKR
33	30	MOZOLEVYCH Denys	UKR	3	LEONARDO Veddriq	INA

Qualification Rule: Top 16 are qualified to Finals.

REVISED

WR revised.

Timing and Results provided by Tissot



Results

World Record		4.64	WATSON Samuel	USA	Bali (INA)	3 MAY 2025	
Rank	Bib Number	Name	NOC Code	Lane A	Lane B	Time	
1	10	RAHARJATI Nursamsa	INA	4.93	Fall	4.93	Q
2	7	LONG Jian Guo	CHN	5.20	4.98	4.98	Q
3	9	TKACH Yaroslav	UKR	7.86	5.02	5.02	Q
4	15	KHAIBULLIN Rishat	KAZ	5.10	5.04	5.04	Q
5	4	MAIMURATOV Amir	KAZ	5.82	5.05	5.05	Q
6	3	LEONARDO Veddriq	INA	5.13	5.074	5.074	Q
7	19	LI Xu	CHN	5.27	5.075	5.075	Q
8	2	KATIBIN Kiromal	INA	5.14	5.31	5.14	Q
9	11	CHU Shou Hong	CHN	5.47	5.158	5.158	Q
10	8	OMASA Ryo	JPN	5.159	5.16	5.159	Q
11	1	WATSON Samuel Ryan	USA	5.16	5.36	5.16	Q
12	27	FUJINO Shuto	JPN	5.23	5.70	5.23	Q
13	18	FOSSALI Ludovico	ITA	5.26	5.45	5.26	Q
14	5	ZURLONI Matteo	ITA	5.63	5.27	5.27	Q
15	13	DAVID Julian	NZL	5.33	6.25	5.33	Q
16	20	ALTYNBEKOV Beknur	KAZ	6.56	5.35	5.35	Q
17	12	ILCHYSHYN Hryhorii	UKR	5.36	5.97	5.36	
18	26	MUHAMMAD FAJRI Alfian	INA	5.38	6.75	5.38	
19	29	TOKTAROV Damir	KAZ	8.53	5.43	5.43	
20	21	LUCKE Sebastian	GER	5.48	5.44	5.44	
21	22	ZODDA Gian Luca	ITA	Fall	5.45	5.45	
22	23	ROBBIATI Luca	ITA	5.52	Fall	5.52	
23	34	TABUCHI Motonori	JPN	6.87	5.55	5.55	
24	24	BRUYNS Josh	RSA	Fall	5.63	5.63	
25	25	PAVLENKO Kostiantyn	UKR	5.73	5.72	5.72	
26	30	MOZOLEVYCH Denys	UKR	Fall	6.03	6.03	
27	16	YANG Jie	CHN	6.13	7.42	6.13	
28	33	JOHNSTON Ned	NZL	6.68	7.63	6.68	
29	14	CARMANNS Leander	GER	7.14	Fall	7.14	
30	36	MULLER John-David	RSA	7.89	7.83	7.83	
31	32	CHISHOLM Flynn	NZL	8.38	7.88	7.88	
32	28	YASUKAWA Jun	JPN	9.17	Fall	9.17	
33	35	ADAMS Kaz	NZL	Fall	Fall	Fall	

Note:

If two or more athletes obtained the same time to the hundredth of a second, the ties will be broken and presented to the thousandth of a second.

Legend:

Q Qualified



SPORT CLIMBING

Men's Speed Single 4



Entry List by Event

As of WED 13 AUG 2025

NOC	Bib Number	Name	Date of Birth
CHN - People's Republic of China	11	CHU Shou Hong	14 APR 2007
	19	LI Xu	11 JUN 2002
	7	LONG Jian Guo	22 MAR 2003
	16	YANG Jie	15 MAR 2003
GER - Germany	14	CARMANNS Leander	30 SEP 2004
	21	LUCKE Sebastian	8 AUG 2002
INA - Indonesia	2	KATIBIN Kiromal	21 AUG 2000
	3	LEONARDO Veddriq	11 MAR 1997
	26	MUHAMMAD FAJRI Alfian	18 JAN 1997
	10	RAHARJATI Nursamsa	8 JAN 2001
ITA - Italy	18	FOSSALI Ludovico	21 MAY 1997
	23	ROBBIATI Luca	18 AUG 2003
	22	ZODDA Gian Luca	2 MAY 1999
	5	ZURLONI Matteo	20 MAR 2002
JPN - Japan	27	FUJINO Shuto	28 NOV 2004
	8	OMASA Ryo	26 JUN 2002
	34	TABUCHI Motonori	4 APR 2007
	28	YASUKAWA Jun	18 OCT 2003
KAZ - Kazakhstan	20	ALTYNBEKOV Beknur	21 JAN 2002
	15	KHAIBULLIN Rishat	21 SEP 1995
	4	MAIMURATOV Amir	19 JUL 1995
	29	TOKTAROV Damir	20 SEP 2007
NZL - New Zealand	35	ADAMS Kaz	27 NOV 1990
	32	CHISHOLM Flynn	16 FEB 2005
	13	DAVID Julian	30 JAN 2005
	33	JOHNSTON Ned	1 JUN 2005
RSA - South Africa	24	BRUYNS Josh	1 AUG 2003
	36	MULLER John-David	5 OCT 1993
UKR - Ukraine	12	ILCHYSHYN Hryhorii	6 SEP 2004
	30	MOZOLEVYCH Denys	28 FEB 2005
	25	PAVLENKO Kostiantyn	11 AUG 1998
	9	TKACH Yaroslav	31 OCT 2001
USA - United States of America	6	HAMMER Zachary James	29 MAY 2006
	17	HOM Michael Glenn	22 JUN 2007
	31	SCHLECHT Logan James	12 FEB 2008



Result Summary

As of FRI 15 AUG 2025

World Record	4.64	WATSON Samuel	USA	Bali (INA)	3 MAY 2025
--------------	------	---------------	-----	------------	------------

Rank	Bib	Name	NOC Code	Time	Fastest Time in Competition
------	-----	------	----------	------	-----------------------------

Final

1	7	LONG Jian Guo	CHN	4.74	
2	2	KATIBIN Kiromal	INA	4.81	
3	15	KHAIBULLIN Rishat	KAZ	4.83	
4	10	RAHARJATI Nursamsa	INA	5.14	

Semifinal

5	11	CHU Shou Hong	CHN		4.91
6	8	OMASA Ryo	JPN		5.01
7	17	HOM Michael Glenn	USA		5.14
8	31	SCHLECHT Logan James	USA		5.21

Quarterfinals

9	14	CARMANNS Leander	GER		5.03
10	19	LI Xu	CHN		5.05
11	16	YANG Jie	CHN		5.07
12	3	LEONARDO Veddrig	INA		5.09
13	23	ROBBIATI Luca	ITA		5.11
14	27	FUJINO Shuto	JPN		5.15
15	4	MAIMURATOV Amir	KAZ		5.19
16	18	FOSSALI Ludovico	ITA		5.23

Elimination Heats

17	9	TKACH Yaroslav	UKR		5.09
18	12	ILCHYSHYN Hryhorii	UKR		5.18
19	34	TABUCHI Motonori	JPN		5.22
20	21	LUCKE Sebastian	GER		5.23
21	5	ZURLONI Matteo	ITA		5.27
22	28	YASUKAWA Jun	JPN		5.36
23	20	ALTYNBEKOV Beknur	KAZ		5.37
24	26	MUHAMMAD FAJRI Alfian	INA		5.38

Not qualified

25	22	ZODDA Gian Luca	ITA	5.418 (TBT: 5.455)	
26	13	DAVID Julian	NZL	5.418 (TBT: 5.459)	
27	30	MOZOLEVYCH Denys	UKR		5.45
28	29	TOKTAROV Damir	KAZ		5.49
29	25	PAVLENKO Kostiantyn	UKR		5.59
30	6	HAMMER Zachary James	USA		5.75
31	24	BRUYNS Josh	RSA		6.18
32	33	JOHNSTON Ned	NZL		6.44
33	36	MULLER John-David	RSA		7.74
34	32	CHISHOLM Flynn	NZL		7.77
35	35	ADAMS Kaz	NZL		10.19



Brackets

As of FRI 15 AUG 2025

World Record	4.64	WATSON Samuel	USA	Bali (INA)	3 MAY 2025
--------------	------	---------------	-----	------------	------------

Quarterfinals - Heat 1

Rk	Q	Bib	Name	Time	
1.	16	31	SCHLECHT LJ (USA)	5.41	W
2.	1	7	LONG JG (CHN)	6.95	W
3.	8	16	YANG J (CHN)	7.44	
4.	9	3	LEONARDO V (INA)	FS	

Semifinals - Heat 1

Rk	Bib	Name	Time	
1.	7	LONG JG (CHN)	4.86	W
2.	10	RAHARJATI N (INA)	4.98	W
3.	8	OMASA R (JPN)	5.01	
4.	31	SCHLECHT LJ (USA)	5.21	

Quarterfinals - Heat 2

Rk	Q	Bib	Name	Time	
1.	4	10	RAHARJATI N (INA)	4.98	W
2.	13	8	OMASA R (JPN)	5.05	W
3.	5	14	CARMANNS L (GER)	5.10	
4.	12	4	MAIMURATOV A (KAZ)	5.28	

Final - Final

Rk	Bib	Name	Time
1.	7	LONG JG (CHN)	4.74
2.	2	KATIBIN K (INA)	4.81
3.	15	KHAIBULLIN R (KAZ)	4.83
4.	10	RAHARJATI N (INA)	5.14

Quarterfinals - Heat 3

Rk	Q	Bib	Name	Time	
1.	2	2	KATIBIN K (INA)	4.90	W
2.	7	15	KHAIBULLIN R (KAZ)	5.05	W
3.	15	27	FUJINO S (JPN)	5.15	
4.	10	23	ROBBIATI L (ITA)	5.52	

Semifinals - Heat 2

Rk	Bib	Name	Time	
1.	2	KATIBIN K (INA)	4.83	W
2.	15	KHAIBULLIN R (KAZ)	4.90	W
3.	11	CHU SH (CHN)	4.91	
4.	17	HOM MG (USA)	5.66	

Quarterfinals - Heat 4

Rk	Q	Bib	Name	Time	
1.	3	11	CHU SH (CHN)	5.11	W
2.	11	17	HOM MG (USA)	5.14	W
3.	6	19	LI X (CHN)	5.24	
4.	14	18	FOSSALI L (ITA)	Fall	

Legend:

FS False Start

Q Rank from qualification

Rk Rank

W Qualified to Next Round

Timing and Results provided by Tissot

**Medallists**

As of FRI 15 AUG 2025

Medal	Name	NOC
GOLD	LONG Jian Guo	CHN - People's Republic of China
SILVER	KATIBIN Kiromal	INA - Indonesia
BRONZE	KHAIBULLIN Rishat	KAZ - Kazakhstan



Start List

As of FRI 15 AUG 2025

World Record	4.64	WATSON Samuel	USA	Bali (INA)	3 MAY 2025
--------------	------	---------------	-----	------------	------------

Heat 1

Lane	Qualification Rank	Bib	Name	NOC Code
A	17	5	ZURLONI Matteo	ITA
B	9	9	TKACH Yaroslav	UKR
C	16	17	HOM Michael Glenn	USA
D	24	27	FUJINO Shuto	JPN

Heat 2

Lane	Qualification Rank	Bib	Name	NOC Code
A	20	28	YASUKAWA Jun	JPN
B	12	34	TABUCHI Motonori	JPN
C	13	8	OMASA Ryo	JPN
D	21	31	SCHLECHT Logan James	USA

Heat 3

Lane	Qualification Rank	Bib	Name	NOC Code
A	18	3	LEONARDO Veddriq	INA
B	10	12	ILCHYSHYN Hryhorii	UKR
C	15	23	ROBBIATI Luca	ITA
D	23	26	MUHAMMAD FAJRI Alfian	INA

Heat 4

Lane	Qualification Rank	Bib	Name	NOC Code
A	19	18	FOSSALI Ludovico	ITA
B	11	4	MAIMURATOV Amir	KAZ
C	14	21	LUCKE Sebastian	GER
D	22	20	ALTYNBEKOV Beknur	KAZ

Qualification Rule: Top two from each Heat progress to Quarterfinal.



Results

As of FRI 15 AUG 2025

World Record	4.64	WATSON Samuel	USA	Bali (INA)	3 MAY 2025
--------------	------	---------------	-----	------------	------------

Heat 1

Rank	Bib	Name	NOC Code	Result
1	17	HOM Michael Glenn	USA	5.14 W
2	27	FUJINO Shuto	JPN	5.24 W
3	5	ZURLONI Matteo	ITA	5.57
4	9	TKACH Yaroslav	UKR	Fall

Heat 2

Rank	Bib	Name	NOC Code	Result
1	8	OMASA Ryo	JPN	5.23 W
2	31	SCHLECHT Logan James	USA	5.45 W
3	28	YASUKAWA Jun	JPN	5.46
4	34	TABUCHI Motonori	JPN	Fall

Heat 3

Rank	Bib	Name	NOC Code	Result
1	3	LEONARDO Veddriq	INA	5.09 W
2	23	ROBBIATI Luca	ITA	5.11 W
3	26	MUHAMMAD FAJRI Alfian	INA	5.38
4	12	ILCHYSHYN Hryhorii	UKR	5.64

Heat 4

Rank	Bib	Name	NOC Code	Result
1	4	MAIMURATOV Amir	KAZ	5.21 W
2	18	FOSSALI Ludovico	ITA	5.23 W
3	21	LUCKE Sebastian	GER	5.27
4	20	ALTYNBEKOV Beknur	KAZ	5.57

Note:

If two or more athletes obtained the same time to the hundredth of a second, the ties will be broken and presented to the thousandth of a second.

Timing and Results provided by Tissot



Start List

	Lane A			Lane B			Lane C			Lane D		
Heat	Bib	Name	NOC Code	Bib	Name	NOC Code	Bib	Name	NOC Code	Bib	Name	NOC Code
1	25	PAVLENKO K	UKR	17	HOM MG	USA	13	DAVID JR	NZL	4	MAIMURATOV A	KAZ
2	16	YANG J	CHN	35	ADAMS K	NZL	23	ROBBIATI L	ITA	9	TKACH Y	UKR
3	3	LEONARDO V	INA	30	MOZOLEVYCH D	UKR	36	MULLER JD	RSA	24	BRUYNS J	RSA
4	5	ZURLONI M	ITA	27	FUJINO S	JPN	33	JOHNSTON N	NZL	11	CHU SH	CHN
5	26	MUHAMMAD FAJRI A	INA	14	CARMANNS L	GER	20	ALTYNBEKOV B	KAZ	10	RAHARJATI N	INA
6	18	FOSSALI L	ITA	31	SCHLECHT LJ	USA	6	HAMMER ZJ	USA	19	LI X	CHN
7	2	KATIBIN K	INA	32	CHISHOLM FH	NZL	28	YASUKAWA J	JPN	12	ILCHYSHYN H	UKR
8	29	TOKTAROV D	KAZ	15	KHAIBULLIN R	KAZ	21	LUCKE S	GER	34	TABUCHI M	JPN
9	4	MAIMURATOV A	KAZ	8	OMASA R	JPN	7	LONG JG	CHN	22	ZODDA GL	ITA
10	9	TKACH Y	UKR	25	PAVLENKO K	UKR	17	HOM MG	USA	13	DAVID JR	NZL
11	24	BRUYNS J	RSA	16	YANG J	CHN	35	ADAMS K	NZL	23	ROBBIATI L	ITA
12	11	CHU SH	CHN	3	LEONARDO V	INA	30	MOZOLEVYCH D	UKR	36	MULLER JD	RSA
13	10	RAHARJATI N	INA	5	ZURLONI M	ITA	27	FUJINO S	JPN	33	JOHNSTON N	NZL
14	19	LI X	CHN	26	MUHAMMAD FAJRI A	INA	14	CARMANNS L	GER	20	ALTYNBEKOV B	KAZ
15	12	ILCHYSHYN H	UKR	18	FOSSALI L	ITA	31	SCHLECHT LJ	USA	6	HAMMER ZJ	USA
16	34	TABUCHI M	JPN	2	KATIBIN K	INA	32	CHISHOLM FH	NZL	28	YASUKAWA J	JPN
17	22	ZODDA GL	ITA	29	TOKTAROV D	KAZ	15	KHAIBULLIN R	KAZ	21	LUCKE S	GER
18	13	DAVID JR	NZL	4	MAIMURATOV A	KAZ	8	OMASA R	JPN	7	LONG JG	CHN
19	23	ROBBIATI L	ITA	9	TKACH Y	UKR	25	PAVLENKO K	UKR	17	HOM MG	USA
20	36	MULLER JD	RSA	24	BRUYNS J	RSA	16	YANG J	CHN	35	ADAMS K	NZL
21	33	JOHNSTON N	NZL	11	CHU SH	CHN	3	LEONARDO V	INA	30	MOZOLEVYCH D	UKR
22	20	ALTYNBEKOV B	KAZ	10	RAHARJATI N	INA	5	ZURLONI M	ITA	27	FUJINO S	JPN
23	6	HAMMER ZJ	USA	19	LI X	CHN	26	MUHAMMAD FAJRI A	INA	14	CARMANNS L	GER
24	28	YASUKAWA J	JPN	12	ILCHYSHYN H	UKR	18	FOSSALI L	ITA	31	SCHLECHT LJ	USA
25	21	LUCKE S	GER	34	TABUCHI M	JPN	2	KATIBIN K	INA	32	CHISHOLM FH	NZL
26	7	LONG JG	CHN	22	ZODDA GL	ITA	29	TOKTAROV D	KAZ	15	KHAIBULLIN R	KAZ
27	17	HOM MG	USA	13	DAVID JR	NZL	4	MAIMURATOV A	KAZ	8	OMASA R	JPN
28	35	ADAMS K	NZL	23	ROBBIATI L	ITA	9	TKACH Y	UKR	25	PAVLENKO K	UKR
29	30	MOZOLEVYCH D	UKR	36	MULLER JD	RSA	24	BRUYNS J	RSA	16	YANG J	CHN
30	27	FUJINO S	JPN	33	JOHNSTON N	NZL	11	CHU SH	CHN	3	LEONARDO V	INA
31	14	CARMANNS L	GER	20	ALTYNBEKOV B	KAZ	10	RAHARJATI N	INA	5	ZURLONI M	ITA
32	31	SCHLECHT LJ	USA	6	HAMMER ZJ	USA	19	LI X	CHN	26	MUHAMMAD FAJRI A	INA
33	32	CHISHOLM FH	NZL	28	YASUKAWA J	JPN	12	ILCHYSHYN H	UKR	18	FOSSALI L	ITA
34	15	KHAIBULLIN R	KAZ	21	LUCKE S	GER	34	TABUCHI M	JPN	2	KATIBIN K	INA
35	8	OMASA R	JPN	7	LONG JG	CHN	22	ZODDA GL	ITA	29	TOKTAROV D	KAZ

Qualification Rule: The top eight (8) athletes advance directly to the Finals, while those ranked 9th through 24th proceed to the Elimination Heats for another chance to secure a Finals spot.



Results

World Record		4.64	WATSON Samuel	USA	Bali (INA)	3 MAY 2025			
Rank	Bib Number	Name	NOC Code	Lane A	Lane B	Lane C	Lane D	Time	
1	7	LONG Jian Guo	CHN	5.01	DNS	4.93	Fall	4.93	Q
2	2	KATIBIN Kiromal	INA	5.26	4.96	DNS	4.96	4.96	Q
3	11	CHU Shou Hong	CHN	4.974	7.22	DNS	5.05	4.974	Q
4	10	RAHARJATI Nursamsa	INA	4.976	5.17	5.03	5.31	4.976	Q
5	14	CARMANNS Leander	GER	Fall	5.20	5.03	5.15	5.03	Q
6	19	LI Xu	CHN	8.11	5.09	5.05	5.31	5.05	Q
7	15	KHAIBULLIN Rishat	KAZ	5.06	5.19	5.21	Fall	5.06	Q
8	16	YANG Jie	CHN	5.14	5.32	7.17	5.07	5.07	Q
9	9	TKACH Yaroslav	UKR	5.29	5.36	5.09	13.02	5.09	EH
10	12	ILCHYSHYN Hryhorii	UKR	6.82	5.34	5.18	7.01	5.18	EH
11	4	MAIMURATOV Amir	KAZ	Fall	5.41	5.19	6.28	5.19	EH
12	34	TABUCHI Motonori	JPN	5.22	Fall	5.37	Fall	5.22	EH
13	8	OMASA Ryo	JPN	5.230	7.51	5.35	Fall	5.230	EH
14	21	LUCKE Sebastian	GER	5.28	5.235	5.43	5.27	5.235	EH
15	23	ROBBIATI Luca	ITA	8.86	5.251	5.51	5.43	5.251	EH
16	17	HOM Michael Glenn	USA	5.60	6.95	5.30	5.256	5.256	EH
17	5	ZURLONI Matteo	ITA	5.69	5.54	5.27	7.99	5.27	EH
18	3	LEONARDO Veddriq	INA	5.28	6.01	DNS	5.36	5.28	EH
19	18	FOSSALI Ludovico	ITA	5.47	5.41	DNS	5.29	5.29	EH
20	28	YASUKAWA Jun	JPN	9.00	5.364	6.58	6.21	5.364	EH
21	31	SCHLECHT Logan James	USA	5.365	5.68	5.42	5.41	5.365	EH
22	20	ALTYNBEKOV Beknur	KAZ	5.37	6.66	5.57	6.50	5.37	EH
23	26	MUHAMMAD FAJRI Alfian	INA	5.44	6.54	5.78	5.414	5.414	EH
24	27	FUJINO Shuto	JPN	Fall	5.414	7.16	6.58	5.414	EH
25	22	ZODDA Gian Luca	ITA	5.455	Fall	5.418	5.52	5.418	
26	13	DAVID Julian	NZL	6.06	5.459	Fall	5.418	5.418	
27	30	MOZOLEVYCH Denys	UKR	6.98	10.22	5.58	5.45	5.45	
28	29	TOKTAROV Damir	KAZ	7.72	5.55	5.49	8.16	5.49	
29	25	PAVLENKO Kostiantyn	UKR	5.71	6.87	5.59	Fall	5.59	
30	6	HAMMER Zachary James	USA	6.76	5.75	7.06	Fall	5.75	
31	24	BRUYNS Josh	RSA	6.18	Fall	Fall	Fall	6.18	
32	33	JOHNSTON Ned	NZL	Fall	6.44	Fall	6.51	6.44	
33	36	MULLER John-David	RSA	9.60	8.60	7.98	7.74	7.74	
34	32	CHISHOLM Flynn	NZL	Fall	11.76	7.77	7.95	7.77	
35	35	ADAMS Kaz	NZL	10.19	10.29	14.05	10.88	10.19	

Note:

If two or more athletes obtained the same time to the hundredth of a second, the ties will be broken and presented to the thousandth of a second.

Legend:

DNS Did Not Start

EH Qualified to Elimination Heats

Q Qualified to Finals

Timing and Results provided by Tissot



TWG
2025
CHENGDU



SPORT CLIMBING

Men's Speed Relay



Entry List by Event

As of WED 13 AUG 2025

NOC	Name	Date of Birth
CHN - People's Republic of China	YANG Jie	15 MAR 2003
	LI Xu	11 JUN 2002
	CHU Shou Hong	14 APR 2007
	LONG Jian Guo	22 MAR 2003
GER - Germany	LUCKE Sebastian	8 AUG 2002
	CARMANNS Leander	30 SEP 2004
INA - Indonesia	LEONARDO Veddriq	11 MAR 1997
	KATIBIN Kiromal	21 AUG 2000
	MUHAMMAD FAJRI Alfian	18 JAN 1997
	RAHARJATI Nursamsa	8 JAN 2001
ITA - Italy	ZODDA Gian Luca	2 MAY 1999
	FOSSALI Ludovico	21 MAY 1997
	ZURLONI Matteo	20 MAR 2002
	ROBBIATI Luca	18 AUG 2003
JPN - Japan	OMASA Ryo	26 JUN 2002
	TABUCHI Motonori	4 APR 2007
	FUJINO Shuto	28 NOV 2004
	YASUKAWA Jun	18 OCT 2003
KAZ - Kazakhstan	MAIMURATOV Amir	19 JUL 1995
	ALTYNBEKOV Beknur	21 JAN 2002
	TOKTAROV Damir	20 SEP 2007
	KHAIBULLIN Rishat	21 SEP 1995
NZL - New Zealand	CHISHOLM Flynn	16 FEB 2005
	JOHNSTON Ned	1 JUN 2005
	DAVID Julian	30 JAN 2005
	ADAMS Kaz	27 NOV 1990
RSA - South Africa	MULLER John-David	5 OCT 1993
	BRUYNS Josh	1 AUG 2003
UKR - Ukraine	TKACH Yaroslav	31 OCT 2001
	PAVLENKO Kostiantyn	11 AUG 1998
	ILCHYSHYN Hryhorii	6 SEP 2004
	MOZOLEVYCH Denys	28 FEB 2005
USA - United States of America	SCHLECHT Logan James	12 FEB 2008
	HAMMER Zachary James	29 MAY 2006
	HOM Michael Glenn	22 JUN 2007
	WATSON Samuel Ryan	27 FEB 2006



Result Summary

As of SAT 16 AUG 2025

Rank	Bib	Name	NOC Code	Time	Fastest Time in Competition
Big Final					
1	2	People's Republic of China 1	CHN	10.26	
2	7	United States of America 2	USA	10.55	
Small Final					
3	6	United States of America 1	USA	10.06	WR
4	14	Indonesia 2	INA	10.93	
Quarterfinals					
5	3	People's Republic of China 2	CHN		10.36
6	12	Germany	GER		10.63
7	13	Indonesia 1	INA		10.68
8	8	Kazakhstan 1	KAZ		11.11
Round of 16					
9	4	Ukraine 1	UKR		10.68
10	16	Italy 2	ITA		10.78
11	9	Kazakhstan 2	KAZ		11.02
12	15	Italy 1	ITA		11.04
13	17	Japan 1	JPN		11.05
14	5	Ukraine 2	UKR		11.43
15	18	Japan 2	JPN		11.56
16	1	South Africa	RSA		13.88
Not qualified					
17	10	New Zealand 1	NZL		16.94
18	11	New Zealand 2	NZL		18.63

Legend:
WR World Record

Timing and Results provided by Tissot



Brackets

As of SAT 16 AUG 2025

World Record	10.36	People's Republic of China 2	CHN	Chengdu (CHN)	16 AUG 2025
--------------	-------	------------------------------	-----	---------------	-------------

Round of 16	Quarterfinals	Semifinals	Finals
-------------	---------------	------------	--------

Heat 1																			
Q	Bib		Time																
	1	3 China 2	CHN	11.78	W														
	16	1 South Africa	RSA	13.88															
				Heat 1															
		Bib		Time															
		3	China 2	12.05															
		7	United States 2	10.76	W														
				Heat 1															
		Bib		Time															
		7	United States 2	10.63	W														
		14	Indonesia 2	11.31															
								Gold Medal Final											
		Bib		Time															
		7	United States 2	10.55															
		2	China 1	10.26	W														
								Bronze Medal Final											
		Bib		Time															
		14	Indonesia 2	10.93															
		6	United States 1	10.06	W	WR													
												Ranking Summary							
												Gold People's Republic of China 1				CHN			
												Silver United States of America 2				USA			
												Bronze United States of America 1				USA			
												4 Indonesia 2				INA			
												5 People's Republic of China 2				CHN			
												6 Germany				GER			

Ranking Summary		
Gold	People's Republic of China 1	CHN
Silver	United States of America 2	USA
Bronze	United States of America 1	USA
	4 Indonesia 2	INA
	5 People's Republic of China 2	CHN
	6 Germany	GER
	7 Indonesia 1	INA
	8 Kazakhstan 1	KAZ
	9 Ukraine 1	UKR
	10 Italy 2	ITA
	11 Kazakhstan 2	KAZ
	12 Italy 1	ITA
	13 Japan 1	JPN
	14 Ukraine 2	UKR
	15 Japan 2	JPN
	16 South Africa	RSA

Note:
The team listed first in each heat will run in lanes A and B (left). The team listed at the bottom in each heat will run in lanes C and D (right).

Legend:			
-	No time	FS	False Start
W	Winner of the heat	WR	World Record
		Q	Rank from qualification

**Medallists**

As of SAT 16 AUG 2025

Medal	NOC	Name
GOLD	CHN - People's Republic of China	CHU Shou Hong LONG Jian Guo
SILVER	USA - United States of America	HOM Michael Glenn SCHLECHT Logan James
BRONZE	USA - United States of America	HAMMER Zachary James WATSON Samuel Ryan



Start List

As of SAT 16 AUG 2025

Heat	Lanes A+B		Lanes C+D	
	Bib	Name NOC Code	Bib	Name NOC Code
	7	United States of America USA	2	People's Republic of China - LONG Jian Guo / CHU Shou Hong CHN
		A - HOM Michael Glenn		C - LONG Jian Guo
		B - SCHLECHT Logan James		D - CHU Shou Hong
	14	Indonesia 2 INA	6	United States of America - WATSON Samuel Ryan / HAMMER Zachary James USA
		A - MUHAMMAD FAJRI Alfian		C - WATSON Samuel Ryan
		B - LEONARDO Veddriq		D - HAMMER Zachary James



Start List

As of SAT 16 AUG 2025

Heat	Lanes A+B		Lanes C+D	
	Bib	Name NOC Code	Bib	Name NOC Code
1	7	United States of America A - HOM Michael Glenn B - SCHLECHT Logan James USA	14	Indonesia 2 C - MUHAMMAD FAJRI Alfian D - LEONARDO Veddriq INA
2	6	United States of America - WATSON Samuel Ryan / HAMMER Zachary James A - WATSON Samuel Ryan B - HAMMER Zachary James USA	2	People's Republic of China - LONG Jian Guo / CHU Shou Hong CHN C - LONG Jian Guo D - CHU Shou Hong



Start List

As of SAT 16 AUG 2025

Heat	Lanes A+B		Lanes C+D	
	Bib	Name NOC Code	Bib	Name NOC Code
1	3	People's Republic of China - LI Xu / YANG Jie A - LI Xu B - YANG Jie	7	United States of America C - HOM Michael Glenn D - SCHLECHT Logan James
2	8	Kazakhstan 1 A - MAIMURATOV Amir B - ALTYNBEKOV Beknur	14	Indonesia 2 C - MUHAMMAD FAJRI Alfian D - LEONARDO Veddriq
3	6	United States of America - WATSON Samuel Ryan / HAMMER Zachary James A - WATSON Samuel Ryan B - HAMMER Zachary James	12	Germany C - CARMANNS Leander D - LUCKE Sebastian
4	2	People's Republic of China - LONG Jian Guo / CHU Shou Hong A - LONG Jian Guo B - CHU Shou Hong	13	Indonesia 1 C - RAHARJATI Nursamsa D - KATIBIN Kiromal



Start List

As of SAT 16 AUG 2025

Heat	Lanes A+B		Lanes C+D	
	Bib	Name NOC Code	Bib	Name NOC Code
1	3	People's Republic of China 2 A - LI Xu B - YANG Jie CHN	1	South Africa C - BRUYNS Josh D - MULLER John-David RSA
2	17	Japan 1 A - FUJINO Shuto B - OMASA Ryo JPN	7	United States of America 2 C - HOM Michael Glenn D - SCHLECHT Logan James USA
3	4	Ukraine 1 A - ILCHYSHYN Hryhorii B - TKACH Yaroslav UKR	8	Kazakhstan 1 C - MAIMURATOV Amir D - ALTYNBEKOV Beknur KAZ
4	14	Indonesia 2 A - MUHAMMAD FAJRI Alfian B - LEONARDO Veddriq INA	5	Ukraine 2 C - MOZOLEVYCH Denys D - PAVLENKO Kostiantyn UKR
5	6	United States of America 1 A - WATSON Samuel Ryan B - HAMMER Zachary James USA	16	Italy 2 C - ZODDA Gian Luca D - ROBBIATI Luca ITA
6	15	Italy 1 A - FOSSALI Ludovico B - ZURLONI Matteo ITA	12	Germany C - CARMANNS Leander D - LUCKE Sebastian GER
7	2	People's Republic of China 1 A - LONG Jian Guo B - CHU Shou Hong CHN	18	Japan 2 C - YASUKAWA Jun D - TABUCHI Motonori JPN
8	9	Kazakhstan 2 A - TOKTAROV Damir B - KHAIBULLIN Rishat KAZ	13	Indonesia 1 C - RAHARJATI Nursamsa D - KATIBIN Kiromal INA



Start List

REVISED
16 AUG 8:48

World Record		Not established				
		Lanes A / B		Lanes C / D		
Heat	Bib	Name	NOC Code	Bib	Name	NOC Code
1	1	South Africa BRUYNS J / MULLER JD	RSA	3	People's Republic of China 2 LI X / YANG J	CHN
2	11	New Zealand 2 CHISHOLM FH / ADAMS K	NZL	18	Japan 2 YASUKAWA J / TABUCHI M	JPN
3	8	Kazakhstan 1 MAIMURATOV A / ALTYNBEKOV B	KAZ	5	Ukraine 2 MOZOLEVYCH D / PAVLENKO K	UKR
4	16	Italy 2 ZODDA GL / ROBBIATI L	ITA	17	Japan 1 FUJINO S / OMASA R	JPN
5	7	United States of America 2 HOM MG / SCHLECHT LJ	USA	14	Indonesia 2 MUHAMMAD FAJRI A / LEONARDO V	INA
6	10	New Zealand 1 JOHNSTON N / DAVID JR	NZL	9	Kazakhstan 2 TOKTAROV D / KHAIBULLIN R	KAZ
7	4	Ukraine 1 ILCHYSHYN H / TKACH Y	UKR	2	People's Republic of China 1 LONG JG / CHU SH	CHN
8	12	Germany CARMANNS L / LUCKE S	GER	13	Indonesia 1 RAHARJATI N / KATIBIN K	INA
9	6	United States of America 1 WATSON SR / HAMMER ZJ	USA	15	Italy 1 FOSSALI L / ZURLONI M	ITA
10	3	People's Republic of China 2 LI X / YANG J	CHN	1	South Africa BRUYNS J / MULLER JD	RSA
11	18	Japan 2 YASUKAWA J / TABUCHI M	JPN	11	New Zealand 2 CHISHOLM FH / ADAMS K	NZL
12	5	Ukraine 2 MOZOLEVYCH D / PAVLENKO K	UKR	8	Kazakhstan 1 MAIMURATOV A / ALTYNBEKOV B	KAZ
13	17	Japan 1 FUJINO S / OMASA R	JPN	16	Italy 2 ZODDA GL / ROBBIATI L	ITA
14	14	Indonesia 2 MUHAMMAD FAJRI A / LEONARDO V	INA	7	United States of America 2 HOM MG / SCHLECHT LJ	USA
15	9	Kazakhstan 2 TOKTAROV D / KHAIBULLIN R	KAZ	10	New Zealand 1 JOHNSTON N / DAVID JR	NZL
16	2	People's Republic of China 1 LONG JG / CHU SH	CHN	4	Ukraine 1 ILCHYSHYN H / TKACH Y	UKR
17	13	Indonesia 1 RAHARJATI N / KATIBIN K	INA	12	Germany CARMANNS L / LUCKE S	GER
18	15	Italy 1 FOSSALI L / ZURLONI M	ITA	6	United States of America 1 WATSON SR / HAMMER ZJ	USA

Qualification Rule: Top 16 are qualified to Finals.

Warm-up zone and times

Warm-up zone: Opens: / Closes:



Results

Rank	Bib Number	Name	NOC Code	Time 1	Time 2	Time	
1	3	People's Republic of China 2	CHN	10.36	10.45	10.36	Q WR
2	6	United States of America 1	USA	10.39	Fall	10.39	Q
3	2	People's Republic of China 1	CHN	10.53	10.74	10.53	Q
4	4	Ukraine 1	UKR	12.14	10.68	10.68	Q
5	14	Indonesia 2	INA	10.75	11.15	10.75	Q
6	9	Kazakhstan 2	KAZ	11.02	12.47	11.02	Q
7	15	Italy 1	ITA	Fall	11.04	11.04	Q
8	17	Japan 1	JPN	13.10	11.05	11.05	Q
9	7	United States of America 2	USA	13.23	11.06	11.06	Q
10	12	Germany	GER	11.07	11.79	11.07	Q
11	13	Indonesia 1	INA	13.08	11.09	11.09	Q
12	5	Ukraine 2	UKR	11.43	12.70	11.43	Q
13	8	Kazakhstan 1	KAZ	13.39	11.46	11.46	Q
14	18	Japan 2	JPN	11.56	Fall	11.56	Q
15	16	Italy 2	ITA	Fall	11.58	11.58	Q
16	1	South Africa	RSA	16.11	Fall	16.11	Q
17	10	New Zealand 1	NZL	16.94	Fall	16.94	
18	11	New Zealand 2	NZL	18.72	18.63	18.63	

Legend:

Q Qualified

WR World Record

Timing and Results provided by Tissot



TWG
2025
CHENGDU



SPORT CLIMBING

Women's Speed Single



Entry List by Event

As of WED 13 AUG 2025

NOC	Bib Number	Name	Date of Birth
CHN - People's Republic of China	1	DENG Li Juan	12 MAY 2000
	11	QIN Yu Mei	26 OCT 2005
	8	ZHANG Shao Qin	10 SEP 1999
	2	ZHOU Ya Fei	15 MAY 2004
GER - Germany	25	KOCH Julia	24 SEP 2000
	21	SCHULTZ Mina	30 OCT 2008
	32	THOMAS Nele	3 JUL 2007
INA - Indonesia	17	LESTARI Puja	23 NOV 2003
	4	MADE RITA KUSUMA DEWI Desak	24 JAN 2001
	26	NARDA MUTIA Amanda	9 OCT 2003
	7	SALLSABILLAH Rajiah	30 APR 1999
ITA - Italy	10	COLLI Beatrice Anna	10 OCT 2004
	19	FIORIO Agnese	3 JAN 2006
	13	RANDI Giulia	5 SEP 2002
	30	STROCCHI Sara	18 NOV 2008
JPN - Japan	27	KAWAKAMI Fumika	9 JUN 2006
	22	KOYAMATSU Ren	28 JAN 2008
	35	TAKEUCHI Ai	8 AUG 2005
KOR - Republic of Korea	23	HWANG Jimin	19 JUL 2008
	6	JEONG Jimin	1 AUG 2004
	14	SUNG Hanareum	17 MAY 2005
	28	YUN Dasom	19 OCT 2005
NZL - New Zealand	29	GEBERT Abby	8 JUL 2004
	36	LEE Helen	9 DEC 1998
	31	RANGI Jorja Isabel	14 DEC 2002
	18	TETZLAFF Sarah	18 APR 2000
POL - Poland	24	BROZEK Anna Maria	27 MAR 1995
	5	KALUCKA Natalia	25 DEC 2001
	9	STOKOWIEC Martyna	21 MAR 2008
	34	SZWED Maria Magdalena	6 OCT 2004
RSA - South Africa	20	HOLDER Aniya	3 AUG 2001
	33	OATES Tegwen	10 NOV 2003
USA - United States of America	15	CURCIO Sophia Marie	15 FEB 2006
	3	HUNT Emma Sarah	1 APR 2003
	12	KELLY Piper Lauren	3 OCT 1999
	16	ROTHFORK Isis Michelle	16 MAR 2004



Result Summary

As of THU 14 AUG 2025

World Record 6.06 MIROSLAW Aleksandra POL Paris (FRA) 5 AUG 2024

Rank	Bib	Name	NOC Code	Time	Fastest Time in Competition
------	-----	------	----------	------	-----------------------------

Big Final

1	1	DENG Li Juan	CHN	6.40	
2	11	QIN Yu Mei	CHN	6.41	

Small Final

3	2	ZHOU Ya Fei	CHN	6.31	
4	4	MADE RITA KUSUMA DEWI Desak	INA	6.34	

Quarterfinals

5	3	HUNT Emma Sarah	USA		6.54
6	6	JEONG Jimin	KOR		6.742
7	5	KALUCKA Natalia	POL		6.748
8	8	ZHANG Shao Qin	CHN		6.92

Round of 16

9	17	LESTARI Puja	INA		6.97
10	10	COLLI Beatrice Anna	ITA		7.07
11	14	SUNG Hanareum	KOR		7.22
12	16	ROTHFORK Isis Michelle	USA		7.31
13	12	KELLY Piper Lauren	USA		7.33
14	13	RANDI Giulia	ITA		7.35
15	19	FIORIO Agnese	ITA		7.43
16	26	NARDA MUTIA Amanda	INA		7.45

Not qualified

17	7	SALLSABILLAH Rajiah	INA		7.56
18	15	CURCIO Sophia Marie	USA		7.69
19	25	KOCH Julia	GER		7.73
20	27	KAWAKAMI Fumika	JPN		8.03
21	30	STROCCHI Sara	ITA		8.04
22	22	KOYAMATSU Ren	JPN		8.09
23	23	HWANG Jimin	KOR		8.22
24	32	THOMAS Nele	GER		8.250
25	24	BROZEK Anna Maria	POL		8.257
26	9	STOKOWIEC Martyna	POL		8.55
27	35	TAKEUCHI Ai	JPN		8.85
28	36	LEE Helen	NZL		8.97
29	31	RANGI Jorja Isabel	NZL		8.98
30	29	GEBERT Abby	NZL		8.99
31	18	TETZLAFF Sarah	NZL		9.68
32	21	SCHULTZ Mina	GER		10.68
33	28	YUN Dasom	KOR		10.70
34	33	OATES Tegwen	RSA		10.88
35	34	SZWED Maria Magdalena	POL		12.52
36	20	HOLDER Aniya	RSA		FS

Legend:

FS False Start

Timing and Results provided by Tissot

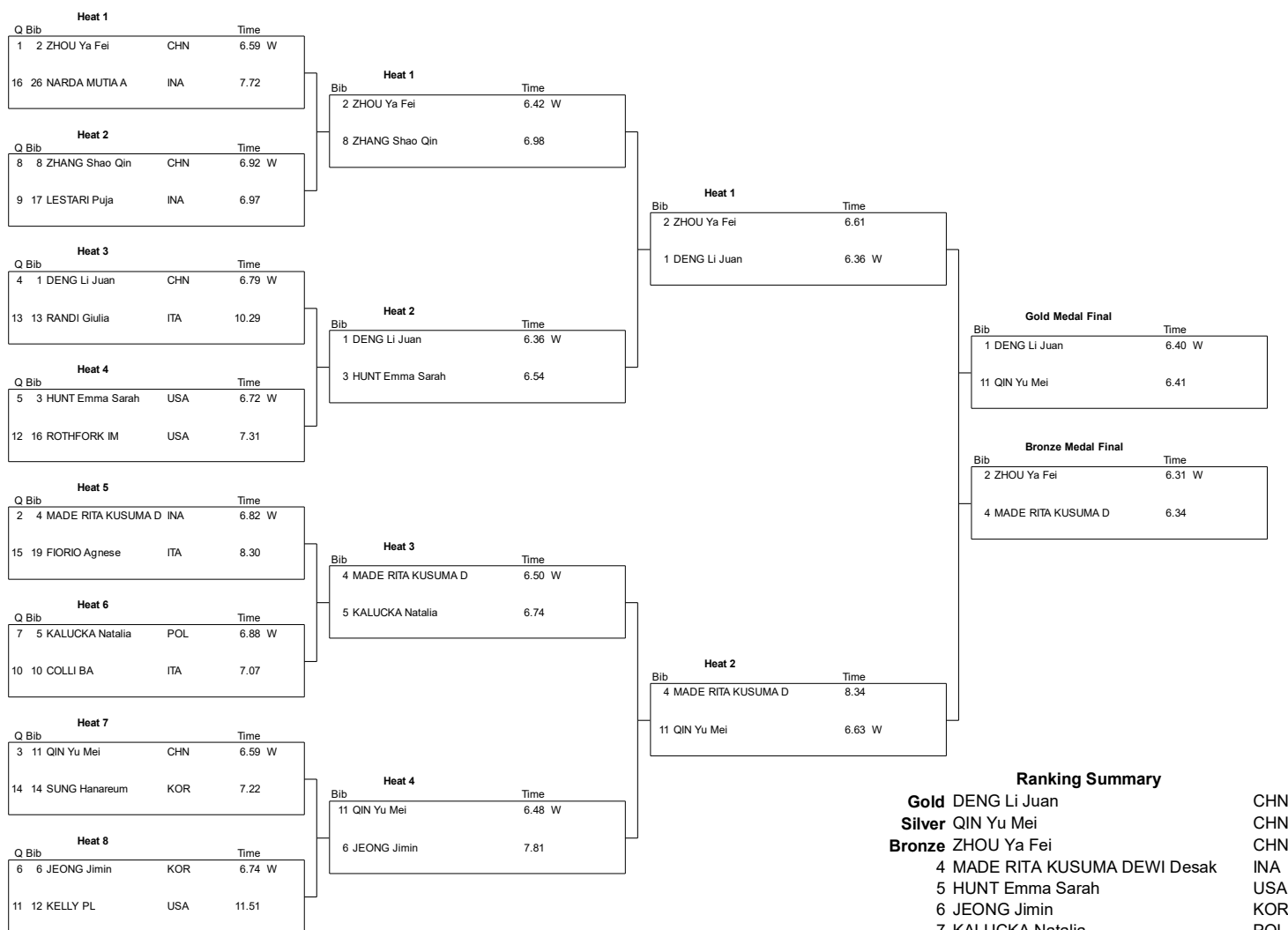


Brackets

As of THU 14 AUG 2025

World Record	6.06	MIROSLAW Aleksandra	POL	Paris (FRA)	5 AUG 2024
--------------	------	---------------------	-----	-------------	------------

Round of 16	Quarterfinals	Semifinals	Finals
-------------	---------------	------------	--------



Heat 4

Q Bib

Time

5

3

HUNT Emma Sarah

USA

6.72

W

12

16

ROTHFORK IM

USA

7.31

Heat 5

Q Bib

Time

2

4

MADE RITA KUSUMA D

INA

6.82

W

15

19

FIORIO Agnese

ITA

8.30

Heat 6

Q Bib

Time

7

5

KALUCKA Natalia

POL

6.88

W

10

10

COLLI BA

ITA

7.07

Heat 7

Q Bib

Time

3

11

QIN Yu Mei

CHN

6.59

W

14

14

SUNG Hanareum

KOR

7.22

Heat 8

Q Bib

Time

6

6

JEONG Jimin

KOR

6.74

W

11

12

KELLY PL

USA

11.51

Heat 1

Bib

Time

2

ZHOU Ya Fei

6.42

W

8

ZHANG Shao Qin

6.98

Heat 2

Bib

Time

1

DENG Li Juan

6.36

W

3

HUNT Emma Sarah

6.54

Heat 3

Bib

Time

4

MADE RITA KUSUMA D

6.50

W

5

KALUCKA Natalia

6.74

Heat 4

Bib

Time

11

QIN Yu Mei

6.48

W

6

JEONG Jimin

7.81

Heat 1

Bib

Time

2

ZHOU Ya Fei

6.61

1

DENG Li Juan

6.36

W

Heat 2

Bib

Time

4

MADE RITA KUSUMA D

8.34

11

QIN Yu Mei

6.63

W

Gold Medal Final

Bib

Time

1

DENG Li Juan

6.40

W

11

QIN Yu Mei

6.41

Bronze Medal Final

Bib

Time

2

ZHOU Ya Fei

6.31

W

4

MADE RITA KUSUMA D

6.34

Ranking Summary		
Gold	DENG Li Juan	CHN
Silver	QIN Yu Mei	CHN
Bronze	ZHOU Ya Fei	CHN
	4 MADE RITA KUSUMA DEWI Desak	INA
	5 HUNT Emma Sarah	USA
	6 JEONG Jimin	KOR
	7 KALUCKA Natalia	POL
	8 ZHANG Shao Qin	CHN
	9 LESTARI Puja	INA
	10 COLLI Beatrice Anna	ITA
	11 SUNG Hanareum	KOR
	12 ROTHFORK Isis Michelle	USA
	13 KELLY Piper Lauren	USA
	14 RANDI Giulia	ITA
	15 FIORIO Agnese	ITA
	16 NARDA MUTIA Amanda	INA

Note: The athlete listed first in each heat will run in lane A (left). The athlete listed at the bottom in each heat will run in lane B (right).		
Legend: Q Rank from qualification W Winner of the heat		

**Medallists**

As of THU 14 AUG 2025

Medal	Name	NOC
GOLD	DENG Li Juan	CHN - People's Republic of China
SILVER	QIN Yu Mei	CHN - People's Republic of China
BRONZE	ZHOU Ya Fei	CHN - People's Republic of China



THU 14 AUG 2025
Start Time: 11:45

Start List

World Record		6.06 MIROSLAW Aleksandra		POL	Paris (FRA)		5 AUG 2024
	Lane A			Lane B			
Heat	Bib Number	Name	NOC Code	Bib Number	Name	NOC Code	
1	25	KOCH Julia	GER	19	FIORIO Agnese	ITA	
2	17	LESTARI Puja	INA	28	YUN Dasom	KOR	
3	15	CURCIO Sophia Marie	USA	23	HWANG Jimin	KOR	
4	9	STOKOWIEC Martyna	POL	6	JEONG Jimin	KOR	
5	29	GEBERT Abby	NZL	11	QIN Yu Mei	CHN	
6	10	COLLI Beatrice Anna	ITA	1	DENG Li Juan	CHN	
7	36	LEE Helen	NZL	16	ROTHFORK Isis Michelle	USA	
8	4	MADE RITA KUSUMA DEWI Desak	INA	31	RANGI Jorja Isabel	NZL	
9	33	OATES Tegwen	RSA	5	KALUCKA Natalia	POL	
10	35	TAKEUCHI Ai	JPN	7	SALLSABILLAH Rajiah	INA	
11	2	ZHOU Ya Fei	CHN	3	HUNT Emma Sarah	USA	
12	20	HOLDER Aniya	RSA	27	KAWAKAMI Fumika	JPN	
13	32	THOMAS Nele	GER	8	ZHANG Shao Qin	CHN	
14	21	SCHULTZ Mina	GER	18	TETZLAFF Sarah	NZL	
15	24	BROZEK Anna Maria	POL	12	KELLY Piper Lauren	USA	
16	13	RANDI Giulia	ITA	30	STROCCHI Sara	ITA	
17	14	SUNG Hanareum	KOR	22	KOYAMATSU Ren	JPN	
18	34	SZWED Maria Magdalena	POL	26	NARDA MUTIA Amanda	INA	
19	19	FIORIO Agnese	ITA	25	KOCH Julia	GER	
20	28	YUN Dasom	KOR	17	LESTARI Puja	INA	
21	23	HWANG Jimin	KOR	15	CURCIO Sophia Marie	USA	
22	6	JEONG Jimin	KOR	9	STOKOWIEC Martyna	POL	
23	11	QIN Yu Mei	CHN	29	GEBERT Abby	NZL	
24	1	DENG Li Juan	CHN	10	COLLI Beatrice Anna	ITA	
25	16	ROTHFORK Isis Michelle	USA	36	LEE Helen	NZL	
26	31	RANGI Jorja Isabel	NZL	4	MADE RITA KUSUMA DEWI Desak	INA	
27	5	KALUCKA Natalia	POL	33	OATES Tegwen	RSA	
28	7	SALLSABILLAH Rajiah	INA	35	TAKEUCHI Ai	JPN	
29	3	HUNT Emma Sarah	USA	2	ZHOU Ya Fei	CHN	
30	27	KAWAKAMI Fumika	JPN	20	HOLDER Aniya	RSA	
31	8	ZHANG Shao Qin	CHN	32	THOMAS Nele	GER	
32	18	TETZLAFF Sarah	NZL	21	SCHULTZ Mina	GER	
33	12	KELLY Piper Lauren	USA	24	BROZEK Anna Maria	POL	
34	30	STROCCHI Sara	ITA	13	RANDI Giulia	ITA	
35	22	KOYAMATSU Ren	JPN	14	SUNG Hanareum	KOR	
36	26	NARDA MUTIA Amanda	INA	34	SZWED Maria Magdalena	POL	

Qualification Rule: Top 16 are qualified to Finals.



Results

World Record		6.06	MIROSLAW Aleksandra	POL	Paris (FRA)	5 AUG 2024
Rank	Bib Number	Name	NOC Code	Lane A	Lane B	Time
1	2	ZHOU Ya Fei	CHN	6.59	6.34	6.34 Q
2	4	MADE RITA KUSUMA DEWI Desak	INA	6.71	6.50	6.50 Q
3	11	QIN Yu Mei	CHN	7.74	6.605	6.605 Q
4	1	DENG Li Juan	CHN	6.608	6.69	6.608 Q
5	3	HUNT Emma Sarah	USA	6.65	6.80	6.65 Q
6	6	JEONG Jimin	KOR	6.74	6.80	6.74 Q
7	5	KALUCKA Natalia	POL	6.87	7.17	6.87 Q
8	8	ZHANG Shao Qin	CHN	Fall	7.01	7.01 Q
9	17	LESTARI Puja	INA	7.19	7.04	7.04 Q
10	10	COLLI Beatrice Anna	ITA	7.08	7.39	7.08 Q
11	12	KELLY Piper Lauren	USA	7.330	7.69	7.330 Q
12	16	ROTHFORK Isis Michelle	USA	10.58	7.330	7.330 Q
13	13	RANDI Giulia	ITA	7.35	7.39	7.35 Q
14	14	SUNG Hanareum	KOR	7.42	7.39	7.39 Q
15	19	FIORIO Agnese	ITA	7.43	Fall	7.43 Q
16	26	NARDA MUTIA Amanda	INA	Fall	7.45	7.45 Q
17	7	SALLSABILLAH Rajiah	INA	7.56	9.31	7.56
18	15	CURCIO Sophia Marie	USA	7.75	7.69	7.69
19	25	KOCH Julia	GER	7.89	7.73	7.73
20	27	KAWAKAMI Fumika	JPN	8.03	9.95	8.03
21	30	STROCCHI Sara	ITA	8.26	8.04	8.04
22	22	KOYAMATSU Ren	JPN	8.09	9.21	8.09
23	23	HWANG Jimin	KOR	8.22	8.23	8.22
24	32	THOMAS Nele	GER	8.250	8.27	8.250
25	24	BROZEK Anna Maria	POL	11.98	8.257	8.257
26	9	STOKOWIEC Martyna	POL	10.78	8.55	8.55
27	35	TAKEUCHI Ai	JPN	8.85	9.17	8.85
28	36	LEE Helen	NZL	8.97	10.53	8.97
29	31	RANGI Jorja Isabel	NZL	8.98	9.10	8.98
30	29	GEBERT Abby	NZL	8.99	11.65	8.99
31	18	TETZLAFF Sarah	NZL	Fall	9.68	9.68
32	21	SCHULTZ Mina	GER	Fall	10.68	10.68
33	28	YUN Dasom	KOR	10.70	Fall	10.70
34	33	OATES Tegwen	RSA	10.88	11.41	10.88
35	34	SZWED Maria Magdalena	POL	Fall	12.52	12.52
36	20	HOLDER Aniya	RSA	FS	10.18	FS

Note:
If two or more athletes obtained the same time to the hundredth of a second, the ties will be broken and presented to the thousandth of a second.

Legend:
FS False Start Q Qualified

Timing and Results provided by Tissot



TWG
2025
CHENGDU



SPORT CLIMBING

Women's Speed Single 4



Entry List by Event

As of WED 13 AUG 2025

NOC	Bib Number	Name	Date of Birth
CHN - People's Republic of China	1	DENG Li Juan	12 MAY 2000
	11	QIN Yu Mei	26 OCT 2005
	8	ZHANG Shao Qin	10 SEP 1999
	2	ZHOU Ya Fei	15 MAY 2004
GER - Germany	25	KOCH Julia	24 SEP 2000
	21	SCHULTZ Mina	30 OCT 2008
	32	THOMAS Nele	3 JUL 2007
INA - Indonesia	17	LESTARI Puja	23 NOV 2003
	4	MADE RITA KUSUMA DEWI Desak	24 JAN 2001
	26	NARDA MUTIA Amanda	9 OCT 2003
	7	SALLSABILLAH Rajiah	30 APR 1999
ITA - Italy	10	COLLI Beatrice Anna	10 OCT 2004
	19	FIORIO Agnese	3 JAN 2006
	13	RANDI Giulia	5 SEP 2002
	30	STROCCHI Sara	18 NOV 2008
JPN - Japan	27	KAWAKAMI Fumika	9 JUN 2006
	22	KOYAMATSU Ren	28 JAN 2008
	35	TAKEUCHI Ai	8 AUG 2005
KOR - Republic of Korea	23	HWANG Jimin	19 JUL 2008
	6	JEONG Jimin	1 AUG 2004
	14	SUNG Hanareum	17 MAY 2005
	28	YUN Dasom	19 OCT 2005
NZL - New Zealand	29	GEBERT Abby	8 JUL 2004
	36	LEE Helen	9 DEC 1998
	31	RANGI Jorja Isabel	14 DEC 2002
	18	TETZLAFF Sarah	18 APR 2000
POL - Poland	24	BROZEK Anna Maria	27 MAR 1995
	5	KALUCKA Natalia	25 DEC 2001
	9	STOKOWIEC Martyna	21 MAR 2008
	34	SZWED Maria Magdalena	6 OCT 2004
RSA - South Africa	20	HOLDER Aniya	3 AUG 2001
	33	OATES Tegwen	10 NOV 2003
USA - United States of America	15	CURCIO Sophia Marie	15 FEB 2006
	3	HUNT Emma Sarah	1 APR 2003
	12	KELLY Piper Lauren	3 OCT 1999
	16	ROTHFORK Isis Michelle	16 MAR 2004



Result Summary

As of FRI 15 AUG 2025

World Record 6.06 MIROSLAW Aleksandra POL Paris (FRA) 5 AUG 2024

Rank	Bib	Name	NOC Code	Time	Fastest Time in Competition
------	-----	------	----------	------	-----------------------------

Final

1	4	MADE RITA KUSUMA DEWI Desak	INA	6.35	
2	11	QIN Yu Mei	CHN	6.42	
3	7	SALLSABILLAH Rajiah	INA	6.951	
4	5	KALUCKA Natalia	POL	6.956	

Semifinal

5	2	ZHOU Ya Fei	CHN		6.32
6	3	HUNT Emma Sarah	USA		6.72
7	14	SUNG Hanareum	KOR		7.13
8	27	KAWAKAMI Fumika	JPN		7.64

Quarterfinals

9	6	JEONG Jimin	KOR		6.51
10	10	COLLI Beatrice Anna	ITA		7.09
11	13	RANDI Giulia	ITA		7.24
12	19	FIORIO Agnese	ITA		7.28
13	22	KOYAMATSU Ren	JPN		7.40
14	15	CURCIO Sophia Marie	USA		7.57
15	30	STROCCHI Sara	ITA		7.63
16	35	TAKEUCHI Ai	JPN		7.83

Elimination Heats

17	16	ROTHFORK Isis Michelle	USA		7.25
18	8	ZHANG Shao Qin	CHN		7.27
19	17	LESTARI Puja	INA		7.28
20	26	NARDA MUTIA Amanda	INA		7.31
21	12	KELLY Piper Lauren	USA		7.68
22	25	KOCH Julia	GER		7.82
23	32	THOMAS Nele	GER		7.88
24	24	BROZEK Anna Maria	POL		8.23

Not qualified

25	36	LEE Helen	NZL		8.29
26	23	HWANG Jimin	KOR		8.35
27	9	STOKOWIEC Martyna	POL		8.39
28	29	GEBERT Abby	NZL		8.61
29	28	YUN Dasom	KOR		8.62
30	21	SCHULTZ Mina	GER		8.81
31	31	RANGI Jorja Isabel	NZL		9.10
32	34	SZWED Maria Magdalena	POL		9.11
33	20	HOLDER Aniya	RSA		9.40
34	18	TETZLAFF Sarah	NZL		9.54
35	33	OATES Tegwen	RSA		10.86
	1	DENG Li Juan	CHN		DNS

Legend:

DNS Did Not Start

Timing and Results provided by Tissot



Brackets

As of FRI 15 AUG 2025

World Record	6.06	MIROSLAW Aleksandra	POL	Paris (FRA)	5 AUG 2024
--------------	------	---------------------	-----	-------------	------------

Quarterfinals - Heat 1

Rk	Q	Bib	Name	Time	
1.	1	2	ZHOU YF (CHN)	7.08	W
2.	8	7	SALLSABILLAH R (INA)	7.12	W
3.	9	19	FIORIO A (ITA)	7.48	
4.	16	35	TAKEUCHI A (JPN)	7.97	

Quarterfinals - Heat 2

Rk	Q	Bib	Name	Time	
1.	5	11	QIN YM (CHN)	6.71	W
2.	4	3	HUNT ES (USA)	6.81	W
3.	12	22	KOYAMATSU R (JPN)	7.40	
4.	13	15	CURCIO SM (USA)	8.51	

Quarterfinals - Heat 3

Rk	Q	Bib	Name	Time	
1.	10	14	SUNG H (KOR)	7.39	W
2.	15	27	KAWAKAMI F (JPN)	7.73	W
3.	7	10	COLLI BA (ITA)	8.39	
4.	2	6	JEONG J (KOR)	9.53	

Quarterfinals - Heat 4

Rk	Q	Bib	Name	Time	
1.	3	4	MADE RITA KUSUMA D (INA)	6.42	W
2.	6	5	KALUCKA N (POL)	6.95	W
3.	11	13	RANDI G (ITA)	7.24	
4.	14	30	STROCCHI S (ITA)	8.73	

Semifinals - Heat 1

Rk	Bib	Name	Time	
1.	11	QIN YM (CHN)	6.58	W
2.	7	SALLSABILLAH R (INA)	7.14	W
3.	3	HUNT ES (USA)	7.55	
4.	2	ZHOU YF (CHN)	Fall	

Final - Final

Rk	Bib	Name	Time
1.	4	MADE RITA KUSUMA D (INA)	6.35
2.	11	QIN YM (CHN)	6.42
3.	7	SALLSABILLAH R (INA)	6.951
4.	5	KALUCKA N (POL)	6.956

Semifinals - Heat 2

Rk	Bib	Name	Time	
1.	4	MADE RITA KUSUMA D (INA)	6.35	W
2.	5	KALUCKA N (POL)	6.90	W
3.	14	SUNG H (KOR)	7.13	
4.	27	KAWAKAMI F (JPN)	7.64	

Legend:

Q Rank from qualification **Rk** Rank **W** Qualified to Next Round

Timing and Results provided by Tissot

**Medallists**

As of FRI 15 AUG 2025

Medal	Name	NOC
GOLD	MADE RITA KUSUMA DEWI Desak	INA - Indonesia
SILVER	QIN Yu Mei	CHN - People's Republic of China
BRONZE	SALLSABILLAH Rajiah	INA - Indonesia



Start List

As of FRI 15 AUG 2025

World Record	6.06	MIROSLAW Aleksandra	POL	Paris (FRA)	5 AUG 2024
--------------	------	---------------------	-----	-------------	------------

Heat 1

Lane	Qualification Rank	Bib	Name	NOC Code
A	17	15	CURCIO Sophia Marie	USA
B	9	16	ROTHFORK Isis Michelle	USA
C	16	22	KOYAMATSU Ren	JPN
D	24	24	BROZEK Anna Maria	POL

Heat 2

Lane	Qualification Rank	Bib	Name	NOC Code
A	20	25	KOCH Julia	GER
B	12	19	FIORIO Agnese	ITA
C	13	26	NARDA MUTIA Amanda	INA
D	21	35	TAKEUCHI Ai	JPN

Heat 3

Lane	Qualification Rank	Bib	Name	NOC Code
A	18	30	STROCCHI Sara	ITA
B	10	8	ZHANG Shao Qin	CHN
C	15	14	SUNG Hanareum	KOR
D	23	32	THOMAS Nele	GER

Heat 4

Lane	Qualification Rank	Bib	Name	NOC Code
A	19	12	KELLY Piper Lauren	USA
B	11	17	LESTARI Puja	INA
C	14	13	RANDI Giulia	ITA
D	22	27	KAWAKAMI Fumika	JPN

Qualification Rule: Top two from each Heat progress to Quarterfinal.



Results

As of FRI 15 AUG 2025

World Record	6.06	MIROSLAW Aleksandra	POL	Paris (FRA)	5 AUG 2024
--------------	------	---------------------	-----	-------------	------------

Heat 1

Rank	Bib	Name	NOC Code	Result
1	22	KOYAMATSU Ren	JPN	7.40 W
2	15	CURCIO Sophia Marie	USA	7.84 W
3	24	BROZEK Anna Maria	POL	9.55
4	16	ROTHFORK Isis Michelle	USA	Fall

Heat 2

Rank	Bib	Name	NOC Code	Result
1	19	FIORIO Agnese	ITA	7.37 W
2	35	TAKEUCHI Ai	JPN	8.82 W
3	25	KOCH Julia	GER	9.37
4	26	NARDA MUTIA Amanda	INA	9.44

Heat 3

Rank	Bib	Name	NOC Code	Result
1	14	SUNG Hanareum	KOR	7.29 W
2	30	STROCCHI Sara	ITA	7.63 W
3	32	THOMAS Nele	GER	7.88
	8	ZHANG Shao Qin	CHN	DNS

Heat 4

Rank	Bib	Name	NOC Code	Result
1	13	RANDI Giulia	ITA	7.35 W
2	27	KAWAKAMI Fumika	JPN	7.72 W
3	17	LESTARI Puja	INA	10.13
4	12	KELLY Piper Lauren	USA	Fall

Note:

If two or more athletes obtained the same time to the hundredth of a second, the ties will be broken and presented to the thousandth of a second.

Legend:

DNS Did Not Start

Timing and Results provided by Tissot



Start List

	Lane A			Lane B			Lane C			Lane D		
Heat	Bib	Name	NOC Code	Bib	Name	NOC Code	Bib	Name	NOC Code	Bib	Name	NOC Code
1	21	SCHULTZ M	GER	10	COLLI BA	ITA	31	RANGI JI	NZL	8	ZHANG SQ	CHN
2	19	FIORIO A	ITA	25	KOCH J	GER	22	KOYAMATSU R	JPN	36	LEE HSL	NZL
3	32	THOMAS NC	GER	20	HOLDER A	RSA	7	SALLSABILLAH R	INA	29	GEBERT AL	NZL
4	3	HUNT ES	USA	6	JEONG J	KOR	28	YUN D	KOR	24	BROZEK AM	POL
5	4	MADERITAKUSUMAD	INA	35	TAKEUCHI A	JPN	11	QIN YM	CHN	2	ZHOU YF	CHN
6	18	TETZLAFF SL	NZL	30	STROCCHI S	ITA	17	LESTARI P	INA	14	SUNG H	KOR
7	5	KALUCKA N	POL	33	OATES T	RSA	23	HWANG J	KOR	16	ROTHFORK IM	USA
8	13	RANDI G	ITA	1	DENG LJ	CHN	34	SZWED MM	POL	27	KAWAKAMI F	JPN
9	9	STOKOWIEC M	POL	15	CURCIO SM	USA	26	NARDA MUTIA A	INA	12	KELLY PL	USA
10	8	ZHANG SQ	CHN	21	SCHULTZ M	GER	10	COLLI BA	ITA	31	RANGI JI	NZL
11	36	LEE HSL	NZL	19	FIORIO A	ITA	25	KOCH J	GER	22	KOYAMATSU R	JPN
12	29	GEBERT AL	NZL	32	THOMAS NC	GER	20	HOLDER A	RSA	7	SALLSABILLAH R	INA
13	24	BROZEK AM	POL	3	HUNT ES	USA	6	JEONG J	KOR	28	YUN D	KOR
14	2	ZHOU YF	CHN	4	MADERITAKUSUMAD	INA	35	TAKEUCHI A	JPN	11	QIN YM	CHN
15	14	SUNG H	KOR	18	TETZLAFF SL	NZL	30	STROCCHI S	ITA	17	LESTARI P	INA
16	16	ROTHFORK IM	USA	5	KALUCKA N	POL	33	OATES T	RSA	23	HWANG J	KOR
17	27	KAWAKAMI F	JPN	13	RANDI G	ITA	1	DENG LJ	CHN	34	SZWED MM	POL
18	12	KELLY PL	USA	9	STOKOWIEC M	POL	15	CURCIO SM	USA	26	NARDA MUTIA A	INA
19	31	RANGI JI	NZL	8	ZHANG SQ	CHN	21	SCHULTZ M	GER	10	COLLI BA	ITA
20	22	KOYAMATSU R	JPN	36	LEE HSL	NZL	19	FIORIO A	ITA	25	KOCH J	GER
21	7	SALLSABILLAH R	INA	29	GEBERT AL	NZL	32	THOMAS NC	GER	20	HOLDER A	RSA
22	28	YUN D	KOR	24	BROZEK AM	POL	3	HUNT ES	USA	6	JEONG J	KOR
23	11	QIN YM	CHN	2	ZHOU YF	CHN	4	MADERITAKUSUMAD	INA	35	TAKEUCHI A	JPN
24	17	LESTARI P	INA	14	SUNG H	KOR	18	TETZLAFF SL	NZL	30	STROCCHI S	ITA
25	23	HWANG J	KOR	16	ROTHFORK IM	USA	5	KALUCKA N	POL	33	OATES T	RSA
26	34	SZWED MM	POL	27	KAWAKAMI F	JPN	13	RANDI G	ITA	1	DENG LJ	CHN
27	26	NARDA MUTIA A	INA	12	KELLY PL	USA	9	STOKOWIEC M	POL	15	CURCIO SM	USA
28	10	COLLI BA	ITA	31	RANGI JI	NZL	8	ZHANG SQ	CHN	21	SCHULTZ M	GER
29	25	KOCH J	GER	22	KOYAMATSU R	JPN	36	LEE HSL	NZL	19	FIORIO A	ITA
30	20	HOLDER A	RSA	7	SALLSABILLAH R	INA	29	GEBERT AL	NZL	32	THOMAS NC	GER
31	6	JEONG J	KOR	28	YUN D	KOR	24	BROZEK AM	POL	3	HUNT ES	USA
32	35	TAKEUCHI A	JPN	11	QIN YM	CHN	2	ZHOU YF	CHN	4	MADERITAKUSUMAD	INA
33	30	STROCCHI S	ITA	17	LESTARI P	INA	14	SUNG H	KOR	18	TETZLAFF SL	NZL
34	33	OATES T	RSA	23	HWANG J	KOR	16	ROTHFORK IM	USA	5	KALUCKA N	POL
35	1	DENG LJ	CHN	34	SZWED MM	POL	27	KAWAKAMI F	JPN	13	RANDI G	ITA
36	15	CURCIO SM	USA	26	NARDA MUTIA A	INA	12	KELLY PL	USA	9	STOKOWIEC M	POL

Qualification Rule: The top eight (8) athletes advance directly to the Finals, while those ranked 9th through 24th proceed to the Elimination Heats for another chance to secure a Finals spot.



Results

World Record		6.06	MIROSLAW Aleksandra	POL	Paris (FRA)	5 AUG 2024			
Rank	Bib Number	Name	NOC Code	Lane A	Lane B	Lane C	Lane D	Time	
1	2	ZHOU Ya Fei	CHN	6.49	6.45	6.32	6.56	6.32	Q
2	6	JEONG Jimin	KOR	9.46	6.82	6.57	6.51	6.51	Q
3	4	MADE RITA KUSUMA DEWI Desak	INA	6.63	6.60	6.70	7.92	6.60	Q
4	3	HUNT Emma Sarah	USA	10.08	6.99	6.72	8.25	6.72	Q
5	11	QIN Yu Mei	CHN	6.79	Fall	6.89	7.77	6.79	Q
6	5	KALUCKA Natalia	POL	9.24	7.14	7.02	6.87	6.87	Q
7	10	COLLI Beatrice Anna	ITA	7.09	7.41	Fall	7.32	7.09	Q
8	7	SALLSABILLAH Rajiah	INA	8.59	7.23	7.37	7.28	7.23	Q
9	16	ROTHFORK Isis Michelle	USA	7.32	10.45	7.25	8.53	7.25	EH
10	8	ZHANG Shao Qin	CHN	7.47	7.37	7.27	14.34	7.27	EH
11	17	LESTARI Puja	INA	7.61	7.285	7.44	7.44	7.285	EH
12	19	FIORIO Agnese	ITA	8.24	8.74	7.52	7.288	7.288	EH
13	26	NARDA MUTIA Amanda	INA	Fall	10.81	7.31	7.34	7.31	EH
14	13	RANDI Giulia	ITA	7.92	7.46	7.49	Fall	7.46	EH
15	14	SUNG Hanareum	KOR	Fall	7.49	7.47	7.61	7.47	EH
16	22	KOYAMATSU Ren	JPN	7.65	7.49	7.87	7.59	7.49	EH
17	15	CURCIO Sophia Marie	USA	Fall	7.90	7.57	7.74	7.57	EH
18	30	STROCCHI Sara	ITA	7.67	14.95	7.91	9.47	7.67	EH
19	12	KELLY Piper Lauren	USA	7.68	8.58	9.33	7.69	7.68	EH
20	25	KOCH Julia	GER	7.85	8.60	7.83	7.82	7.82	EH
21	35	TAKEUCHI Ai	JPN	7.83	8.11	7.88	8.77	7.83	EH
22	27	KAWAKAMI Fumika	JPN	11.10	12.21	8.02	7.92	7.92	EH
23	32	THOMAS Nele	GER	9.15	8.38	8.22	8.19	8.19	EH
24	24	BROZEK Anna Maria	POL	9.07	Fall	8.23	8.79	8.23	EH
25	36	LEE Helen	NZL	8.57	8.29	8.42	8.89	8.29	
26	23	HWANG Jimin	KOR	9.18	8.36	9.73	8.35	8.35	
27	9	STOKOWIEC Martyna	POL	12.08	Fall	8.39	Fall	8.39	
28	29	GEBERT Abby	NZL	8.76	8.63	8.61	9.30	8.61	
29	28	YUN Dasom	KOR	8.62	12.96	8.98	9.56	8.62	
30	21	SCHULTZ Mina	GER	Fall	13.09	9.09	8.81	8.81	
31	31	RANGI Jorja Isabel	NZL	9.10	9.10	9.46	9.12	9.10	
32	34	SZWED Maria Magdalena	POL	Fall	Fall	11.58	9.11	9.11	
33	20	HOLDER Aniya	RSA	9.82	Fall	9.40	10.31	9.40	
34	18	TETZLAFF Sarah	NZL	12.13	12.84	9.54	16.03	9.54	
35	33	OATES Tegwen	RSA	11.08	14.35	11.12	10.86	10.86	
	1	DENG Li Juan	CHN	DNS	DNS	DNS	DNS	DNS	

Note:

If two or more athletes obtained the same time to the hundredth of a second, the ties will be broken and presented to the thousandth of a second.

Legend:

DNS Did Not Start

EH Qualified to Elimination Heats

Q Qualified to Finals

Timing and Results provided by Tissot



TWG
2025
CHENGDU



SPORT CLIMBING

Women's Speed Relay



Entry List by Event

As of WED 13 AUG 2025

NOC	Name	Date of Birth
CHN - People's Republic of China	ZHOU Ya Fei	15 MAY 2004
	QIN Yu Mei	26 OCT 2005
	ZHANG Shao Qin	10 SEP 1999
	DENG Li Juan	12 MAY 2000
GER - Germany	KOCH Julia	24 SEP 2000
	THOMAS Nele	3 JUL 2007
INA - Indonesia	MADE RITA KUSUMA DEWI Desak	24 JAN 2001
	LESTARI Puja	23 NOV 2003
	SALLSABILLAH Rajiah	30 APR 1999
	NARDA MUTIA Amanda	9 OCT 2003
ITA - Italy	STROCCHI Sara	18 NOV 2008
	RANDI Giulia	5 SEP 2002
	FIORIO Agnese	3 JAN 2006
	COLLI Beatrice Anna	10 OCT 2004
JPN - Japan	KAWAKAMI Fumika	9 JUN 2006
	KOYAMATSU Ren	28 JAN 2008
KOR - Republic of Korea	JEONG Jimin	1 AUG 2004
	SUNG Hanareum	17 MAY 2005
	YUN Dasom	19 OCT 2005
	HWANG Jimin	19 JUL 2008
NZL - New Zealand	RANGI Jorja Isabel	14 DEC 2002
	GEBERT Abby	8 JUL 2004
	TETZLAFF Sarah	18 APR 2000
	LEE Helen	9 DEC 1998
POL - Poland	BROZEK Anna Maria	27 MAR 1995
	SZWED Maria Magdalena	6 OCT 2004
RSA - South Africa	OATES Tegwen	10 NOV 2003
	HOLDER Aniya	3 AUG 2001
USA - United States of America	ROTHFORK Isis Michelle	16 MAR 2004
	CURCIO Sophia Marie	15 FEB 2006
	KELLY Piper Lauren	3 OCT 1999
	HUNT Emma Sarah	1 APR 2003



Result Summary

As of SAT 16 AUG 2025

Rank	Bib	Name	NOC Code	Time	Fastest Time in Competition
Big Final					
1	2	People's Republic of China 1	CHN	13.35	
2	3	People's Republic of China 2	CHN	13.76	
Small Final					
3	7	Republic of Korea 1	KOR	13.79	
4	15	Indonesia 1	INA	14.84	
Quarterfinals					
5	13	Italy 1	ITA		14.47
6	5	United States of America 1	USA		14.52
7	16	Indonesia 2	INA		14.85
8	12	Japan	JPN		15.25
Round of 16					
9	6	United States of America 2	USA		14.98
10	11	Germany	GER		16.05
11	4	Poland	POL		16.39
12	8	Republic of Korea 2	KOR		16.68
13	10	New Zealand 2	NZL		17.68
14	9	New Zealand 1	NZL		18.19
15	14	Italy 2	ITA		18.49
16	1	South Africa	RSA		23.04

Legend:
WR World Record

Timing and Results provided by Tissot



Brackets

As of SAT 16 AUG 2025

World Record	13.83	People's Republic of China 2	CHN	Chengdu (CHN)	16 AUG 2025
---------------------	-------	------------------------------	-----	---------------	-------------

Round of 16	Quarterfinals	Semifinals	Finals
-------------	---------------	------------	--------

Heat 1																
Q	Bib		Time													
	1	3 China 2	CHN	14.26	W											
	16	1 South Africa	RSA	23.04												
Heat 2																
Q	Bib		Time													
	8	6 United States 2	USA	16.34												
	9	12 Japan	JPN	15.36	W											
Heat 3																
Q	Bib		Time													
	4	15 Indonesia 1	INA	14.95	W											
	13	10 New Zealand 2	NZL	17.88												
Heat 4																
Q	Bib		Time													
	5	5 United States 1	USA	14.75	W											
	12	4 Poland	POL	16.39												
Heat 5																
Q	Bib		Time													
	2	7 Korea 1	KOR	15.63	W											
	15	14 Italy 2	ITA	19.30												
Heat 6																
Q	Bib		Time													
	7	13 Italy 1	ITA	15.29	W											
	10	11 Germany	GER	Fall												
Heat 7																
Q	Bib		Time													
	3	2 China 1	CHN	13.64	W	WR										
	14	9 New Zealand 1	NZL	18.51												
Heat 8																
Q	Bib		Time													
	6	16 Indonesia 2	INA	14.99	W											
	11	8 Korea 2	KOR	Fall												
Heat 1																
Bib			Time													
	3	China 2	13.99	W												
	12	Japan	17.39													
Heat 2																
Bib			Time													
	15	Indonesia 1	13.73	W												
	5	United States 1	16.42													
Heat 3																
Bib			Time													
	7	Korea 1	14.04	W												
	13	Italy 1	14.47													
Heat 4																
Bib			Time													
	2	China 1	13.56	W	WR											
	16	Indonesia 2	14.98													
Heat 1																
Bib			Time													
	3	China 2	13.58	W												
	15	Indonesia 1	15.17													
Gold Medal Final																
Bib			Time													
	3	China 2	13.76													
	2	China 1	13.35	W												
Bronze Medal Final																
Bib			Time													
	15	Indonesia 1	14.84													
	7	Korea 1	13.79	W												
Ranking Summary																
Gold People's Republic of China 1																
Silver People's Republic of China 2																
Bronze Republic of Korea 1																
4 Indonesia 1																
5 Italy 1																
6 United States of America 1																

Ranking Summary		
Gold	People's Republic of China 1	CHN
Silver	People's Republic of China 2	CHN
Bronze	Republic of Korea 1	KOR
	4 Indonesia 1	INA
	5 Italy 1	ITA
	6 United States of America 1	USA
	7 Indonesia 2	INA
	8 Japan	JPN
	9 United States of America 2	USA
	10 Germany	GER
	11 Poland	POL
	12 Republic of Korea 2	KOR
	13 New Zealand 2	NZL
	14 New Zealand 1	NZL
	15 Italy 2	ITA
	16 South Africa	RSA

Note:
The team listed first in each heat will run in lanes A and B (left). The team listed at the bottom in each heat will run in lanes C and D (right).

Legend:			
Q	Rank from qualification	W	Winner of the heat
		WR	World Record

Timing and Results provided by Tissot

**Medallists**

As of SAT 16 AUG 2025

Medal	NOC	Name
GOLD	CHN - People's Republic of China	DENG Li Juan ZHOU Ya Fei
SILVER	CHN - People's Republic of China	QIN Yu Mei ZHANG Shao Qin
BRONZE	KOR - Republic of Korea	JEONG Jimin SUNG Hanareum



Start List

As of SAT 16 AUG 2025

Heat	Lanes A+B		Lanes C+D	
	Bib	Name NOC Code	Bib	Name NOC Code
	3	People's Republic of China - QIN Yu Mei / ZHANG Shao Qin A - QIN Yu Mei B - ZHANG Shao Qin	2	People's Republic of China - ZHOU Ya Fei / DENG Li Juan C - ZHOU Ya Fei D - DENG Li Juan
	15	Indonesia 1 A - MADE RITA KUSUMA DEWI Desak B - SALLSABILLAH Rajiah	7	Republic of Korea 1 C - JEONG Jimin D - SUNG Hanareum
		CHN		CHN
		INA		KOR



Start List

As of SAT 16 AUG 2025

	Lanes A+B			Lanes C+D		
Heat	Bib	Name	NOC Code	Bib	Name	NOC Code
1	3	People's Republic of China - QIN Yu Mei / ZHANG Shao Qin A - QIN Yu Mei B - ZHANG Shao Qin	CHN	15	Indonesia 1 C - MADE RITA KUSUMA DEWI Desak D - SALLSABILLAH Rajiah	INA
2	7	Republic of Korea 1 A - JEONG Jimin B - SUNG Hanareum	KOR	2	People's Republic of China - ZHOU Ya Fei / DENG Li Juan C - ZHOU Ya Fei D - DENG Li Juan	CHN



Start List

As of SAT 16 AUG 2025

Heat	Lanes A+B			Lanes C+D		
	Bib	Name	NOC Code	Bib	Name	NOC Code
1	3	People's Republic of China - QIN Yu Mei / ZHANG Shao Qin A - QIN Yu Mei B - ZHANG Shao Qin	CHN	12	Japan C - KAWAKAMI Fumika D - KOYAMATSU Ren	JPN
2	15	Indonesia 1 A - MADE RITA KUSUMA DEWI Desak B - SALLSABILLAH Rajiah	INA	5	United States of America 1 C - CURCIO Sophia Marie D - HUNT Emma Sarah	USA
3	7	Republic of Korea 1 A - JEONG Jimin B - SUNG Hanareum	KOR	13	Italy 1 C - RANDI Giulia D - COLLI Beatrice Anna	ITA
4	2	People's Republic of China - ZHOU Ya Fei / DENG Li Juan A - ZHOU Ya Fei B - DENG Li Juan	CHN	16	Indonesia 2 C - LESTARI Puja D - NARDA MUTIA Amanda	INA



Start List

As of SAT 16 AUG 2025

	Lanes A+B			Lanes C+D		
Heat	Bib	Name	NOC Code	Bib	Name	NOC Code
1	3	People's Republic of China 2 A - QIN Yu Mei B - ZHANG Shao Qin	CHN	1	South Africa C - HOLDER Aniya D - OATES Tegwen	RSA
2	6	United States of America 2 A - ROTHFORK Isis Michelle B - KELLY Piper Lauren	USA	12	Japan C - KAWAKAMI Fumika D - KOYAMATSU Ren	JPN
3	15	Indonesia 1 A - MADE RITA KUSUMA DEWI Desak B - SALLSABILLAH Rajiah	INA	10	New Zealand 2 C - RANGI Jorja Isabel D - GEBERT Abby	NZL
4	5	United States of America 1 A - CURCIO Sophia Marie B - HUNT Emma Sarah	USA	4	Poland C - BROZEK Anna Maria D - SZWED Maria Magdalena	POL
5	7	Republic of Korea 1 A - JEONG Jimin B - SUNG Hanareum	KOR	14	Italy 2 C - STROCCHI Sara D - FIORIO Agnese	ITA
6	13	Italy 1 A - RANDI Giulia B - COLLI Beatrice Anna	ITA	11	Germany C - KOCH Julia D - THOMAS Nele	GER
7	2	People's Republic of China 1 A - ZHOU Ya Fei B - DENG Li Juan	CHN	9	New Zealand 1 C - TETZLAFF Sarah D - LEE Helen	NZL
8	16	Indonesia 2 A - LESTARI Puja B - NARDA MUTIA Amanda	INA	8	Republic of Korea 2 C - HWANG Jimin D - YUN Dasom	KOR



Start List

REVISED
16 AUG 8:49

World Record		Not established		
Lanes A / B			Lanes C / D	
Heat	Bib Name	NOC Code	Bib Name	NOC Code
1	9 New Zealand 1 TETZLAFF SL / LEE HSL	NZL	11 Germany KOCH J / THOMAS NC	GER
2	6 United States of America 2 ROTHFORK IM / KELLY PL	USA	4 Poland BROZEK AM / SZWED MM	POL
3	7 Republic of Korea 1 JEONG J / SUNG H	KOR	15 Indonesia 1 MADE RITA KUSUMA D / SALLSABILLAH R	INA
4	3 People's Republic of China 2 QIN YM / ZHANG SQ	CHN	16 Indonesia 2 LESTARI P / NARDA MUTIA A	INA
5	12 Japan KAWAKAMI F / KOYAMATSU R	JPN	2 People's Republic of China 1 ZHOU YF / DENG LJ	CHN
6	13 Italy 1 RANDI G / COLLI BA	ITA	5 United States of America 1 CURCIO SM / HUNT ES	USA
7	10 New Zealand 2 RANGI JI / GEBERT AL	NZL	8 Republic of Korea 2 HWANG J / YUN D	KOR
8	1 South Africa HOLDER A / OATES T	RSA	14 Italy 2 STROCCHI S / FIORIO A	ITA
9	11 Germany KOCH J / THOMAS NC	GER	9 New Zealand 1 TETZLAFF SL / LEE HSL	NZL
10	4 Poland BROZEK AM / SZWED MM	POL	6 United States of America 2 ROTHFORK IM / KELLY PL	USA
11	15 Indonesia 1 MADE RITA KUSUMA D / SALLSABILLAH R	INA	7 Republic of Korea 1 JEONG J / SUNG H	KOR
12	16 Indonesia 2 LESTARI P / NARDA MUTIA A	INA	3 People's Republic of China 2 QIN YM / ZHANG SQ	CHN
13	2 People's Republic of China 1 ZHOU YF / DENG LJ	CHN	12 Japan KAWAKAMI F / KOYAMATSU R	JPN
14	5 United States of America 1 CURCIO SM / HUNT ES	USA	13 Italy 1 RANDI G / COLLI BA	ITA
15	8 Republic of Korea 2 HWANG J / YUN D	KOR	10 New Zealand 2 RANGI JI / GEBERT AL	NZL
16	14 Italy 2 STROCCHI S / FIORIO A	ITA	1 South Africa HOLDER A / OATES T	RSA

Qualification Rule: Top 16 are qualified to Finals.

Warm-up zone and times

Warm-up zone: Opens: / Closes:



Results

World Record	Not established
--------------	-----------------

Rank	Bib Number	Name	NOC Code	Time 1	Time 2	Time	
1	3	People's Republic of China 2	CHN	14.32	13.83	13.83	Q WR
2	7	Republic of Korea 1	KOR	16.17	14.31	14.31	Q
3	2	People's Republic of China 1	CHN	14.44	15.62	14.44	Q
4	15	Indonesia 1	INA	14.45	15.02	14.45	Q
5	5	United States of America 1	USA	14.52	14.78	14.52	Q
6	16	Indonesia 2	INA	14.87	14.85	14.85	Q
7	13	Italy 1	ITA	24.61	14.90	14.90	Q
8	6	United States of America 2	USA	16.57	14.98	14.98	Q
9	12	Japan	JPN	15.84	15.25	15.25	Q
10	11	Germany	GER	16.05	16.54	16.05	Q
11	8	Republic of Korea 2	KOR	16.68	18.70	16.68	Q
12	4	Poland	POL	18.89	17.66	17.66	Q
13	10	New Zealand 2	NZL	18.03	17.68	17.68	Q
14	9	New Zealand 1	NZL	18.39	18.19	18.19	Q
15	14	Italy 2	ITA	18.49	20.76	18.49	Q
16	1	South Africa	RSA	Fall	28.89	28.89	Q

Legend:	
Q Qualified	WR World Record

Timing and Results provided by Tissot



TWG
2025
CHENGDU



SQUASH

RESULTS BOOK

TABLE OF CONTENTS



42	Squash	4598
42.1	Table of Contents	4599
42.2	Competition Schedule	4605
42.3	Number of Entries by NOC	4606
42.4	Entry List by NOC	4607
42.5	Daily Schedule	4609
42.5.1	Daily Schedule - 8 Aug 2025	4609
42.5.2	Daily Schedule - 9 Aug 2025	4610
42.5.3	Daily Schedule - 10 Aug 2025	4611
42.5.4	Daily Schedule - 11 Aug 2025	4612
42.5.5	Daily Schedule - 12 Aug 2025	4613
42.6	Medallists by Event	4614
42.7	Medal Standings	4615
42.8	Men's Singles	4616
42.8.1	Entry List by Event	4617
42.8.2	Draw Start List	4619
42.8.3	Results Summary	4623
42.8.4	Results Bracket	4625
42.8.5	Medallists	4629
42.8.6	Final Classification	4630
42.8.7	Finals	4631
42.8.7.1	Consolation Plate Final Match Report POL - UKR	4631
42.8.7.2	Plate Final Match Report NGR - COL	4632
42.8.7.3	Special Plate Final Match Report PAK - RSA	4633
42.8.7.4	Bronze Medal Match #30 Match Report COL - SUI	4634
42.8.7.5	Gold Medal Match #31 Match Report FRA - HUN	4635
42.8.8	Semifinals	4636
42.8.8.1	Match #28 Match Report FRA - COL	4636
42.8.8.2	Match #29 Match Report HUN - SUI	4637
42.8.9	Semifinals Special Plate	4638
42.8.9.1	Match #50 Match Report JPN - PAK	4638
42.8.9.2	Match #51 Match Report RSA - AUS	4639
42.8.10	Semifinals Plate	4640
42.8.10.1	Match #43 Match Report CZE - NGR	4640
42.8.10.2	Match #44 Match Report COL - PAK	4641
42.8.11	Semifinals Consolation Plate	4642
42.8.11.1	Match #57 Match Report POL - CHN	4642
42.8.11.2	Match #58 Match Report UKR - AUT	4643

RESULTS BOOK

TABLE OF CONTENTS

42.8.12	Quarterfinals	4644
42.8.12.1	Match #24 Match Report FRA - SUI	4644
42.8.12.2	Match #25 Match Report HKG - COL	4645
42.8.12.3	Match #26 Match Report CZE - HUN	4646
42.8.12.4	Match #27 Match Report HKG - SUI	4647
42.8.13	Quarterfinals Special Plate	4648
42.8.13.1	Match #46 Match Report JPN - GUA	4648
42.8.13.2	Match #47 Match Report EGY - PAK	4649
42.8.13.3	Match #48 Match Report RSA - GUA	4650
42.8.13.4	Match #49 Match Report FRA - AUS	4651
42.8.14	Quarterfinals Plate	4652
42.8.14.1	Match #39 Match Report CRO - CZE	4652
42.8.14.2	Match #40 Match Report NGR - CHN	4653
42.8.14.3	Match #41 Match Report GER - COL	4654
42.8.14.4	Match #42 Match Report ROU - PAK	4655
42.8.15	Quarterfinals Consolation Plate	4656
42.8.15.1	Match #54 Match Report CHN - CHN	4656
42.8.15.2	Match #55 Match Report UKR - CHN	4657
42.8.15.3	Match #56 Match Report CHN - AUT	4658
42.8.16	Round of 16 Plate	4659
42.8.16.1	Match #32 Match Report CZE - POL	4659
42.8.16.2	Match #33 Match Report NGR - CHN	4660
42.8.16.3	Match #34 Match Report CHN - CHN	4661
42.8.16.4	Match #38 Match Report GER - UKR	4662
42.8.16.5	Match #37 Match Report COL - CHN	4663
42.8.16.6	Match #36 Match Report CHN - ROU	4664
42.8.16.7	Match #35 Match Report AUT - PAK	4665
42.8.17	Round of 16	4666
42.8.17.1	Match #16 Match Report FRA - JPN	4666
42.8.17.2	Match #17 Match Report GUA - SUI	4667
42.8.17.3	Match #18 Match Report HKG - EGY	4668
42.8.17.4	Match #19 Match Report PAK - COL	4669
42.8.17.5	Match #23 Match Report CZE - RSA	4670
42.8.17.6	Match #22 Match Report GUA - HUN	4671
42.8.17.7	Match #21 Match Report HKG - FRA	4672
42.8.17.8	Match #20 Match Report AUS - SUI	4673
42.8.18	Round of 32	4674
42.8.18.1	Match #01 Match Report CRO - JPN	4674
42.8.18.2	Match #02 Match Report GUA - CZE	4675
42.8.18.3	Match #03 Match Report POL - SUI	4676
42.8.18.4	Match #07 Match Report HKG - NGR	4677
42.8.18.5	Match #06 Match Report CHN - EGY	4678
42.8.18.6	Match #05 Match Report PAK - CHN	4679
42.8.18.7	Match #04 Match Report CHN - COL	4680

RESULTS BOOK

TABLE OF CONTENTS

42.8.18.8	Match #08 Match Report GER - CZE	4681
42.8.18.9	Match #09 Match Report UKR - RSA	4682
42.8.18.10	Match #10 Match Report COL - GUA	4683
42.8.18.11	Match #11 Match Report CHN - HUN	4684
42.8.18.12	Match #15 Match Report HKG - CHN	4685
42.8.18.13	Match #14 Match Report ROU - FRA	4686
42.8.18.14	Match #13 Match Report AUS - AUT	4687
42.8.18.15	Match #12 Match Report PAK - SUI	4688
42.9	Women's Singles	4689
42.9.1	Entry List by Event	4690
42.9.2	Draw Start List	4692
42.9.3	Results Summary	4696
42.9.4	Results Bracket	4698
42.9.5	Medallists	4702
42.9.6	Final Classification	4703
42.9.7	Finals	4704
42.9.7.1	Consolation Plate Final Match Report CHN - JPN	4704
42.9.7.2	Plate Final Match Report COL - UKR	4705
42.9.7.3	Special Plate Final Match Report HUN - CRO	4706
42.9.7.4	Bronze Medal Match #31 Match Report ESP - HKG	4707
42.9.7.5	Gold Medal Match #32 Match Report JPN - FRA	4708
42.9.8	Semifinals	4709
42.9.8.1	Match #29 Match Report JPN - ESP	4709
42.9.8.2	Match #30 Match Report FRA - HKG	4710
42.9.9	Semifinals Special Plate	4711
42.9.9.1	Match #52 Match Report HUN - GER	4711
42.9.9.2	Match #53 Match Report CRO - RSA	4712
42.9.10	Semifinals Plate	4713
42.9.10.1	Match #45 Match Report AUT - COL	4713
42.9.10.2	Match #46 Match Report UKR - FRA	4714
42.9.11	Semifinals Consolation Plate	4715
42.9.11.1	Match #59 Match Report CHN - ROU	4715
42.9.11.2	Match #60 Match Report CHN - JPN	4716
42.9.12	Quarterfinals	4717
42.9.12.1	Match #25 Match Report JPN - EGY	4717
42.9.12.2	Match #26 Match Report ESP - HKG	4718
42.9.12.3	Match #27 Match Report FRA - GER	4719
42.9.12.4	Match #28 Match Report SUI - HKG	4720
42.9.13	Quarterfinals Special Plate	4721
42.9.13.1	Match #48 Match Report HUN - SUI	4721
42.9.13.2	Match #49 Match Report GER - FRA	4722
42.9.13.3	Match #50 Match Report POL - CRO	4723
42.9.13.4	Match #51 Match Report ESP - RSA	4724
42.9.14	Quarterfinals Plate	4725

RESULTS BOOK

TABLE OF CONTENTS

42.9.14.1	Match #41 Match Report AUT - CZE	4725
42.9.14.2	Match #42 Match Report POL - COL	4726
42.9.14.3	Match #43 Match Report CZE - UKR	4727
42.9.14.4	Match #44 Match Report FRA - CHN	4728
42.9.15	Quarterfinals Consolation Plate	4729
42.9.15.1	Match #55 Match Report CHN - CHN	4729
42.9.15.2	Match #56 Match Report CHN - ROU	4730
42.9.15.3	Match #57 Match Report CHN - CHN	4731
42.9.15.4	Match #58 Match Report JPN - AUS	4732
42.9.16	Round of 16 Plate	4733
42.9.16.1	Match #33 Match Report CHN - AUT	4733
42.9.16.2	Match #34 Match Report CZE - CHN	4734
42.9.16.3	Match #35 Match Report CHN - POL	4735
42.9.16.4	Match #36 Match Report COL - ROU	4736
42.9.16.5	Match #40 Match Report CHN - CZE	4737
42.9.16.6	Match #39 Match Report CHN - UKR	4738
42.9.16.7	Match #38 Match Report FRA - JPN	4739
42.9.16.8	Match #37 Match Report AUS - CHN	4740
42.9.17	Round of 16	4741
42.9.17.1	Match #17 Match Report JPN - HUN	4741
42.9.17.2	Match #18 Match Report SUI - EGY	4742
42.9.17.3	Match #19 Match Report ESP - GER	4743
42.9.17.4	Match #20 Match Report FRA - HKG	4744
42.9.17.5	Match #24 Match Report FRA - POL	4745
42.9.17.6	Match #23 Match Report GER - CRO	4746
42.9.17.7	Match #22 Match Report SUI - ESP	4747
42.9.17.8	Match #21 Match Report RSA - HKG	4748
42.9.18	Round of 32	4749
42.9.18.1	Match #01 Match Report JPN - CHN	4749
42.9.18.2	Match #02 Match Report HUN - AUT	4750
42.9.18.3	Match #03 Match Report SUI - CZE	4751
42.9.18.4	Match #04 Match Report CHN - EGY	4752
42.9.18.5	Match #08 Match Report ESP - CHN	4753
42.9.18.6	Match #07 Match Report POL - GER	4754
42.9.18.7	Match #06 Match Report COL - FRA	4755
42.9.18.8	Match #05 Match Report ROU - HKG	4756
42.9.18.9	Match #09 Match Report FRA - CHN	4757
42.9.18.10	Match #10 Match Report CZE - POL	4758
42.9.18.11	Match #11 Match Report GER - CHN	4759
42.9.18.12	Match #12 Match Report CRO - UKR	4760
42.9.18.13	Match #16 Match Report SUI - FRA	4761
42.9.18.14	Match #15 Match Report JPN - ESP	4762
42.9.18.15	Match #14 Match Report RSA - AUS	4763
42.9.18.16	Match #13 Match Report CHN - HKG	4764



Competition Schedule

As of 7 AUG 2025

Date	Start Time	Estimated Finish Time	Event and Round Name	Number of Matches
FRI 8 AUG	10:00	14:00	Men's Singles Round of 32	7
			Women's Singles Round of 32	8
	16:00	20:00	Men's Singles Round of 32	8
			Women's Singles Round of 32	8
SAT 9 AUG	10:00	14:00	Men's Singles Round of 16 Plate	7
			Women's Singles Round of 16 Plate	8
	16:00	20:00	Men's Singles Round of 16	8
			Women's Singles Round of 16	8
SUN 10 AUG	10:00	16:00	Men's Singles Quarterfinal Plate	4
			Women's Singles Quarterfinal	4
			Women's Singles Quarterfinal Plate	4
			Women's Singles Quarterfinal Consolation Plate	4
	17:00	21:00	Men's Singles Quarterfinal	4
			Men's Singles Quarterfinal Special Plate	4
			Men's Singles Quarterfinal Consolation Plate	4
			Women's Singles Quarterfinal Special Plate	4
MON 11 AUG	10:00	14:00	Men's Singles Semifinal Special Plate	2
			Men's Singles Semifinal Plate	2
			Men's Singles Semifinal Consolation Plate	2
			Women's Singles Semifinal Special Plate	2
			Women's Singles Semifinal Plate	2
			Women's Singles Semifinal Consolation Plate	2
	16:00	20:00	Men's Singles Semifinal	2
			Women's Singles Semifinal	2
TUE 12 AUG	11:00	13:00	Men's Singles Special Plate Final	1
			Men's Singles Consolation Plate Final	1
			Men's Singles Plate Final	1
			Women's Singles Consolation Plate Final	1
			Women's Singles Plate Final	1
			Women's Singles Special Plate Final	1
	15:00	17:00	Women's Singles Bronze Medal Match	1
			Men's Singles Bronze Medal Match	1
	18:00	20:00	Women's Singles Gold Medal Match	1
			Men's Singles Gold Medal Match	1

Note:
Schedule is subject to change



Number of Entries by NOC

As of 6 AUG 2025

NOC	Entries by Event		Players		
	Men	Women	Men	Women	Total
	MS	WS			
AUS - Australia	1	1	1	1	2
AUT - Austria	1	1	1	1	2
CHN - People's Republic of China	5	6	5	6	11
COL - Colombia	2	1	2	1	3
CRO - Croatia	1	1	1	1	2
CZE - Czechia	2	2	2	2	4
EGY - Egypt	1	1	1	1	2
ESP - Spain		2		2	2
FRA - France	2	3	2	3	5
GER - Germany	1	2	1	2	3
GUA - Guatemala	2		2		2
HKG - Hong Kong, China	2	2	2	2	4
HUN - Hungary	1	1	1	1	2
JPN - Japan	1	2	1	2	3
NGR - Nigeria	1		1		1
PAK - Pakistan	2		2		2
POL - Poland	1	2	1	2	3
ROU - Romania	1	1	1	1	2
RSA - South Africa	1	1	1	1	2
SUI - Switzerland	2	2	2	2	4
UKR - Ukraine	1	1	1	1	2
Total	31	32	31	32	63

Legend:

MS Men's Singles **WS** Women's Singles



Entry List by NOC

As of 6 AUG 2025

NOC	Name	Gender	Date of Birth	Event Participation	
				MS	WS
AUS - Australia	WHITE Joseph	M	28 SEP 1997	*	
	LAMB Emily	F	3 JAN 2007		*
AUT - Austria	LUTZ Daniel	M	14 JUL 2006	*	
	PEYCHAR Jacqueline	F	9 SEP 1995		*
CHN - People's Republic of China	CHEN Haisong	M	8 APR 2008	*	
	LI Haizhen	M	5 JAN 2002	*	
	ZHANG Guanyu	M	9 MAR 2004	*	
	ZHOU Penglin	M	16 NOV 2002	*	
	ZHU Xuanyi	M	13 NOV 2008	*	
	CHENG Linglu	F	16 SEP 2006		*
	LIU Ziyi	F	22 NOV 2006		*
	XU Yunxin	F	9 JAN 1999		*
	YIN Ziyuan	F	21 JUL 2012		*
	ZHANG Yaqi	F	16 JUN 2009		*
COL - Colombia	ZHANG Yuning	F	23 AUG 2006		*
	PALOMINO GAEANO Ronald	M	20 DEC 1998	*	
	RODRIGUEZ Miguel	M	20 DEC 1985	*	
CRO - Croatia	BAUTISTA Lucia	F	6 DEC 2002		*
	KEGEL Martin	M	29 APR 1997	*	
	VIDOVIC Franka	F	2 JUN 2004		*
CZE - Czechia	BYRTUS Viktor	M	17 FEB 2001	*	
	SOLNICKY Jakub	M	16 DEC 1994	*	
	CEPOVA Michaela	F	28 OCT 2000		*
	SRAMKOVA Karolina	F	23 FEB 2007		*
EGY - Egypt	NASSER Mohamed	M	4 NOV 2003	*	
	HANI Habiba	F	29 APR 2005		*
ESP - Spain	DOMINGUEZ Marta	F	2 AUG 2001		*
	GOMEZ Cristina	F	6 JUL 1998		*
FRA - France	CROUIN Victor	M	16 JUN 1999	*	
	MEKHALFI Toufik	M	30 JAN 2002	*	
	BARBEAU Lea	F	20 OCT 2000		*
	LINCOU Kara	F	10 AUG 2003		*
	STEPHAN Marie	F	14 MAR 1996		*
GER - Germany	KANDRA Raphael	M	29 OCT 1990	*	
	BEINHARD Saskia	F	2 MAR 1999		*
	TYCOVA Katerina	F	16 MAY 1999		*



Entry List by NOC

As of 6 AUG 2025

NOC	Name	Gender	Date of Birth	Event Participation	
				MS	WS
GUA - Guatemala	ENRIQUEZ FRANCO Edwin Josue	M	9 NOV 1994	*	
	ENRIQUEZ FRANCO Junior Alejandro	M	17 JAN 2000	*	
HKG - Hong Kong, China	LAU Tsz Kwan	M	5 FEB 1996	*	
	LEUNG Henry	M	10 MAR 1995	*	
	HO Tze Lok	F	26 OCT 1995		*
	LEE Ka Yi	F	25 NOV 1993		*
HUN - Hungary	FARKAS Balazs	M	2 APR 1997	*	
	CHUKWU Hannah	F	7 JUL 2003		*
JPN - Japan	TSUKUE Ryunosuke	M	13 AUG 1997	*	
	SUGIMOTO Risa	F	1 AUG 1994		*
	WATANABE Satomi	F	15 JAN 1999		*
NGR - Nigeria	ADEGOKE Onaopemipo	M	25 SEP 1999	*	
PAK - Pakistan	IQBAL Nasir	M	1 APR 1994	*	
	ZAMAN Noor	M	1 APR 2004	*	
POL - Poland	KRYSIK Leon	M	5 MAR 2005	*	
	OTRZASEK Tola	F	20 NOV 2006		*
	TYMA Karina	F	5 MAY 2000		*
ROU - Romania	PENA Radu	M	31 JUL 2002	*	
	GHIORGHISOR Andreea	F	7 MAR 2005		*
RSA - South Africa	VAN NIEKERK Dewald	M	3 JUN 1997	*	
	WARD Hayley	F	26 AUG 1997		*
SUI - Switzerland	STEINMANN Dimitri	M	14 JUL 1997	*	
	WILHELMI Yannick	M	12 OCT 2000	*	
	ALLINCKX Ambre	F	26 MAR 2002		*
	MERLO Cindy	F	13 MAR 1998		*
UKR - Ukraine	SHCHERBAKOV Dmytro	M	29 MAY 2005	*	
	BUSHMA Alina	F	6 DEC 2000		*

Legend:

F Female **M** Male **MS** Men's Singles **WS** Women's Singles



Daily Schedule

Start Time	Finish Time	Court	Event	Match Number	Name (NOC)		Name (NOC)
10:00	11:00	1	Women's Singles, Round of 32	WS01	WATANABE Satomi (JPN)	vs	YIN Ziyuan (CHN)
10:00	11:00	2	Women's Singles, Round of 32	WS02	CHUKWU Hannah (HUN)	vs	PEYCHAR Jacqueline (AUT)
10:00	11:00	3	Women's Singles, Round of 32	WS03	ALLINCKX Ambre (SUI)	vs	SRAMKOVA Karolina (CZE)
10:00	11:00	4	Women's Singles, Round of 32	WS04	XU Yunxin (CHN)	vs	HANI Habiba (EGY)
11:00	12:00	1	Women's Singles, Round of 32	WS05	GHIORGHISOR Andreea (ROU)	vs	LEE Ka Yi (HKG)
11:00	12:00	2	Women's Singles, Round of 32	WS06	BAUTISTA Lucia (COL)	vs	LINCOU Kara (FRA)
11:00	12:00	3	Women's Singles, Round of 32	WS07	OTRZASEK Tola (POL)	vs	TYCOVA Katerina (GER)
11:00	12:00	4	Women's Singles, Round of 32	WS08	DOMINGUEZ Marta (ESP)	vs	CHENG Linglu (CHN)
12:00	13:00	2	Men's Singles, Round of 32	MS01	KEGEL Martin (CRO)	vs	TSUKUE Ryunosuke (JPN)
12:00	13:00	3	Men's Singles, Round of 32	MS02	ENRIQUEZ FRANCO JA (GUA)	vs	SOLNICKY Jakub (CZE)
12:00	13:00	4	Men's Singles, Round of 32	MS03	KRYSIK Leon (POL)	vs	WILHELMY Yannick (SUI)
13:00	14:00	1	Men's Singles, Round of 32	MS04	ZHANG Guanyu (CHN)	vs	RODRIGUEZ Miguel (COL)
13:00	14:00	2	Men's Singles, Round of 32	MS05	ZAMAN Noor (PAK)	vs	CHEN Haisong (CHN)
13:00	14:00	3	Men's Singles, Round of 32	MS06	ZHOU Penglin (CHN)	vs	NASSER Mohamed (EGY)
13:00	14:00	4	Men's Singles, Round of 32	MS07	LAU Tsz Kwan (HKG)	vs	ADEGOKE Onaopemipo (NGR)
16:00	17:00	1	Women's Singles, Round of 32	WS09	STEPHAN Marie (FRA)	vs	ZHANG Yuning (CHN)
16:00	17:00	2	Women's Singles, Round of 32	WS10	CEPOVA Michaela (CZE)	vs	TYMA Karina (POL)
16:00	17:00	3	Women's Singles, Round of 32	WS11	BEINHARD Saskia (GER)	vs	ZHANG Yaqi (CHN)
16:00	17:00	4	Women's Singles, Round of 32	WS12	VIDOVIC Franka (CRO)	vs	BUSHMA Alina (UKR)
17:00	18:00	1	Women's Singles, Round of 32	WS13	LIU Ziyi (CHN)	vs	HO Tze Lok (HKG)
17:00	18:00	2	Women's Singles, Round of 32	WS14	WARD Hayley (RSA)	vs	LAMB Emily (AUS)
17:00	18:00	3	Women's Singles, Round of 32	WS15	SUGIMOTO Risa (JPN)	vs	GOMEZ Cristina (ESP)
17:00	18:00	4	Women's Singles, Round of 32	WS16	MERLO Cindy (SUI)	vs	BARBEAU Lea (FRA)
18:00	19:00	1	Men's Singles, Round of 32	MS08	KANDRA Raphael (GER)	vs	BYRTUS Viktor (CZE)
18:00	19:00	2	Men's Singles, Round of 32	MS09	SHCHERBAKOV Dmytro (UKR)	vs	VAN NIEKERK Dewald (RSA)
18:00	19:00	3	Men's Singles, Round of 32	MS10	PALOMINO GAEANO Ronald (COL)	vs	ENRIQUEZ FRANCO EJ (GUA)
18:00	19:00	4	Men's Singles, Round of 32	MS11	LI Haizhen (CHN)	vs	FARKAS Balazs (HUN)
19:00	20:00	1	Men's Singles, Round of 32	MS12	IQBAL Nasir (PAK)	vs	STEINMANN Dimitri (SUI)
19:00	20:00	2	Men's Singles, Round of 32	MS13	WHITE Joseph (AUS)	vs	LUTZ Daniel (AUT)
19:00	20:00	3	Men's Singles, Round of 32	MS14	PENA Radu (ROU)	vs	MEKHALFI Toufik (FRA)
19:00	20:00	4	Men's Singles, Round of 32	MS15	LEUNG Henry (HKG)	vs	ZHU Xuanyi (CHN)

Note:
Schedule is subject to change

Legend:
MS Men's Singles **WS** Women's Singles



Daily Schedule

Start Time	Finish Time	Court	Event	Match Number	Name (NOC)		Name (NOC)
10:00	11:00	1	Women's Singles, Plate R/16	WS33	YIN Ziyuan (CHN)	vs	PEYCHAR Jacqueline (AUT)
10:00	11:00	2	Women's Singles, Plate R/16	WS34	SRAMKOVA Karolina (CZE)	vs	XU Yunxin (CHN)
10:00	11:00	3	Women's Singles, Plate R/16	WS35	CHENG Linglu (CHN)	vs	OTRZASEK Tola (POL)
10:00	11:00	4	Women's Singles, Plate R/16	WS36	BAUTISTA Lucia (COL)	vs	GHIORGHISOR Andreea (ROU)
11:00	12:00	1	Women's Singles, Plate R/16	WS37	LAMB Emily (AUS)	vs	LIU Ziyi (CHN)
11:00	12:00	2	Women's Singles, Plate R/16	WS38	BARBEAU Lea (FRA)	vs	SUGIMOTO Risa (JPN)
11:00	12:00	3	Women's Singles, Plate R/16	WS39	ZHANG Yaqi (CHN)	vs	BUSHMA Alina (UKR)
11:00	12:00	4	Women's Singles, Plate R/16	WS40	ZHANG Yuning (CHN)	vs	CEPOVA Michaela (CZE)
12:00	13:00	2	Men's Singles, Plate R/16	MS32	SOLNICKY Jakub (CZE)	vs	KRYSIK Leon (POL)
12:00	13:00	3	Men's Singles, Plate R/16	MS33	ADEGOKE Onaopemipo (NGR)	vs	ZHOU Penglin (CHN)
12:00	13:00	4	Men's Singles, Plate R/16	MS34	CHEN Haisong (CHN)	vs	ZHANG Guanyu (CHN)
13:00	14:00	1	Men's Singles, Plate R/16	MS35	LUTZ Daniel (AUT)	vs	IQBAL Nasir (PAK)
13:00	14:00	2	Men's Singles, Plate R/16	MS36	ZHU Xuanyi (CHN)	vs	PENA Radu (ROU)
13:00	14:00	3	Men's Singles, Plate R/16	MS37	PALOMINO GAEANO Ronald (COL)	vs	LI Haizhen (CHN)
13:00	14:00	4	Men's Singles, Plate R/16	MS38	KANDRA Raphael (GER)	vs	SHCHERBAKOV Dmytro (UKR)
16:00	17:00	1	Women's Singles, Round of 16	WS17	WATANABE Satomi (JPN)	vs	CHUKWU Hannah (HUN)
16:00	17:00	2	Women's Singles, Round of 16	WS18	ALLINCKX Ambre (SUI)	vs	HANI Habiba (EGY)
16:00	17:00	3	Women's Singles, Round of 16	WS19	DOMINGUEZ Marta (ESP)	vs	TYCOVA Katerina (GER)
16:00	17:00	4	Women's Singles, Round of 16	WS20	LINCOU Kara (FRA)	vs	LEE Ka Yi (HKG)
17:00	18:00	1	Women's Singles, Round of 16	WS21	WARD Hayley (RSA)	vs	HO Tze Lok (HKG)
17:00	18:00	2	Women's Singles, Round of 16	WS22	MERLO Cindy (SUI)	vs	GOMEZ Cristina (ESP)
17:00	18:00	3	Women's Singles, Round of 16	WS23	BEINHARD Saskia (GER)	vs	VIDOVIC Franka (CRO)
17:00	18:00	4	Women's Singles, Round of 16	WS24	STEPHAN Marie (FRA)	vs	TYMA Karina (POL)
18:00	19:00	1	Men's Singles, Round of 16	MS16	CROUIN Victor (FRA)	vs	TSUKUE Ryunosuke (JPN)
18:00	19:00	2	Men's Singles, Round of 16	MS17	ENRIQUEZ FRANCO JA (GUA)	vs	WILHELMY Yannick (SUI)
18:00	19:00	3	Men's Singles, Round of 16	MS18	LAU Tsz Kwan (HKG)	vs	NASSER Mohamed (EGY)
18:00	19:00	4	Men's Singles, Round of 16	MS19	ZAMAN Noor (PAK)	vs	RODRIGUEZ Miguel (COL)
19:00	20:00	1	Men's Singles, Round of 16	MS20	WHITE Joseph (AUS)	vs	STEINMANN Dimitri (SUI)
19:00	20:00	2	Men's Singles, Round of 16	MS21	LEUNG Henry (HKG)	vs	MEKHALFI Toufik (FRA)
19:00	20:00	3	Men's Singles, Round of 16	MS22	ENRIQUEZ FRANCO EJ (GUA)	vs	FARKAS Balazs (HUN)
19:00	20:00	4	Men's Singles, Round of 16	MS23	BYRTUS Viktor (CZE)	vs	VAN NIEKERK Dewald (RSA)

Note:

Schedule is subject to change

Legend:

MS Men's Singles **WS** Women's Singles



Daily Schedule

Start Time	Finish Time	Court	Event	Match Number	Name (NOC)		Name (NOC)
10:00	11:00	2	Women's Singles, Consolation Plate QF	WS55	YIN Ziyuan (CHN)	vs	XU Yunxin (CHN)
10:00	11:00	3	Women's Singles, Plate QF	WS41	PEYCHAR Jacqueline (AUT)	vs	SRAMKOVA Karolina (CZE)
10:00	11:00	4	Women's Singles, Plate QF	WS42	OTRZASEK Tola (POL)	vs	BAUTISTA Lucia (COL)
11:00	12:00	2	Women's Singles, Consolation Plate QF	WS56	CHENG Linglu (CHN)	vs	GHIORGHISOR Andreea (ROU)
11:00	12:00	3	Women's Singles, Plate QF	WS43	CEPOVA Michaela (CZE)	vs	BUSHMA Alina (UKR)
11:00	12:00	4	Women's Singles, Plate QF	WS44	BARBEAU Lea (FRA)	vs	LIU Ziyi (CHN)
12:00	13:00	1	Women's Singles, Quarterfinals	WS25	WATANABE Satomi (JPN)	vs	HANI Habiba (EGY)
12:00	13:00	2	Women's Singles, Consolation Plate QF	WS57	ZHANG Yuning (CHN)	vs	ZHANG Yaqi (CHN)
12:00	13:00	3	Men's Singles, Plate QF	MS39	KEGEL Martin (CRO)	vs	SOLNICKY Jakub (CZE)
12:00	13:00	4	Men's Singles, Plate QF	MS40	ADEGOKE Onaopemipo (NGR)	vs	ZHANG Guanyu (CHN)
13:00	14:00	1	Women's Singles, Quarterfinals	WS26	DOMINGUEZ Marta (ESP)	vs	LEE Ka Yi (HKG)
13:00	14:00	2	Women's Singles, Consolation Plate QF	WS58	SUGIMOTO Risa (JPN)	vs	LAMB Emily (AUS)
13:00	14:00	3	Men's Singles, Plate QF	MS41	KANDRA Raphael (GER)	vs	PALOMINO GAEANO Ronald (COL)
13:00	14:00	4	Men's Singles, Plate QF	MS42	PENA Radu (ROU)	vs	IQBAL Nasir (PAK)
14:00	15:00	1	Women's Singles, Quarterfinals	WS27	STEPHAN Marie (FRA)	vs	BEINHARD Saskia (GER)
15:00	16:00	1	Women's Singles, Quarterfinals	WS28	MERLO Cindy (SUI)	vs	HO Tze Lok (HKG)
17:00	18:00	1	Men's Singles, Quarterfinals	MS24	CROUIN Victor (FRA)	vs	WILHELMY Yannick (SUI)
17:00	18:00	3	Women's Singles, Special Plate QF	WS48	CHUKWU Hannah (HUN)	vs	ALLINCKX Ambre (SUI)
17:00	18:00	4	Women's Singles, Special Plate QF	WS49	TYCOVA Katerina (GER)	vs	LINCOU Kara (FRA)
18:00	19:00	1	Men's Singles, Quarterfinals	MS25	LAU Tsz Kwan (HKG)	vs	RODRIGUEZ Miguel (COL)
18:00	19:00	2	Men's Singles, Consolation Plate QF	MS54	ZHOU Penglin (CHN)	vs	CHEN Haisong (CHN)
18:00	19:00	3	Women's Singles, Special Plate QF	WS50	TYMA Karina (POL)	vs	VIDOVIC Franka (CRO)
18:00	19:00	4	Women's Singles, Special Plate QF	WS51	GOMEZ Cristina (ESP)	vs	WARD Hayley (RSA)
19:00	20:00	1	Men's Singles, Quarterfinals	MS26	BYRTUS Viktor (CZE)	vs	FARKAS Balazs (HUN)
19:00	20:00	2	Men's Singles, Consolation Plate QF	MS55	SHCHERBAKOV Dmytro (UKR)	vs	LI Haizhen (CHN)
19:00	20:00	3	Men's Singles, Special Plate QF	MS46	TSUKUE Ryunosuke (JPN)	vs	ENRIQUEZ FRANCO JA (GUA)
19:00	20:00	4	Men's Singles, Special Plate QF	MS47	NASSER Mohamed (EGY)	vs	ZAMAN Noor (PAK)
20:00	21:00	1	Men's Singles, Quarterfinals	MS27	LEUNG Henry (HKG)	vs	STEINMANN Dimitri (SUI)
20:00	21:00	2	Men's Singles, Consolation Plate QF	MS56	ZHU Xuanyi (CHN)	vs	LUTZ Daniel (AUT)
20:00	21:00	3	Men's Singles, Special Plate QF	MS48	VAN NIEKERK Dewald (RSA)	vs	ENRIQUEZ FRANCO EJ (GUA)
20:00	21:00	4	Men's Singles, Special Plate QF	MS49	MEKHALFI Toufik (FRA)	vs	WHITE Joseph (AUS)

Note:

Schedule is subject to change

Legend:

MS Men's Singles **WS** Women's Singles



Daily Schedule

Start Time	Finish Time	Court	Event	Match Number	Name (NOC)		Name (NOC)
10:00	11:00	2	Women's Singles, Plate SF	WS45	PEYCHAR Jacqueline (AUT)	vs	BAUTISTA Lucia (COL)
10:00	11:00	3	Women's Singles, Consolation Plate SF	WS59	YIN Ziyuan (CHN)	vs	GHIORGHISOR Andreea (ROU)
10:00	11:00	4	Women's Singles, Special Plate SF	WS52	CHUKWU Hannah (HUN)	vs	TYCOVA Katerina (GER)
11:00	12:00	2	Women's Singles, Plate SF	WS46	BUSHMA Alina (UKR)	vs	BARBEAU Lea (FRA)
11:00	12:00	3	Women's Singles, Consolation Plate SF	WS60	ZHANG Yuning (CHN)	vs	SUGIMOTO Risa (JPN)
11:00	12:00	4	Women's Singles, Special Plate SF	WS53	VIDOVIC Franka (CRO)	vs	WARD Hayley (RSA)
12:00	13:00	2	Men's Singles, Plate SF	MS43	SOLNICKY Jakub (CZE)	vs	ADEGOKE Onaopemipo (NGR)
12:00	13:00	3	Men's Singles, Consolation Plate SF	MS57	KRYSIK Leon (POL)	vs	ZHOU Penglin (CHN)
12:00	13:00	4	Men's Singles, Special Plate SF	MS50	TSUKUE Ryunosuke (JPN)	vs	ZAMAN Noor (PAK)
13:00	14:00	2	Men's Singles, Plate SF	MS44	PALOMINO GAEANO Ronald (COL)	vs	IQBAL Nasir (PAK)
13:00	14:00	3	Men's Singles, Consolation Plate SF	MS58	SHCHERBAKOV Dmytro (UKR)	vs	LUTZ Daniel (AUT)
13:00	14:00	4	Men's Singles, Special Plate SF	MS51	VAN NIEKERK Dewald (RSA)	vs	WHITE Joseph (AUS)
16:00	17:00	1	Women's Singles, Semifinals	WS29	WATANABE Satomi (JPN)	vs	DOMINGUEZ Marta (ESP)
17:00	18:00	1	Women's Singles, Semifinals	WS30	STEPHAN Marie (FRA)	vs	HO Tze Lok (HKG)
18:00	19:00	1	Men's Singles, Semifinals	MS28	CROUIN Victor (FRA)	vs	RODRIGUEZ Miguel (COL)
19:00	20:00	1	Men's Singles, Semifinals	MS29	FARKAS Balazs (HUN)	vs	STEINMANN Dimitri (SUI)

Note:

Schedule is subject to change

Legend:

MS Men's Singles **WS** Women's Singles



Daily Schedule

Start Time	Finish Time	Court	Event	Match Number	Name (NOC)		Name (NOC)
11:00	12:00	2	Women's Singles, Plate Final	WS47	BAUTISTA Lucia (COL)	vs	BUSHMA Alina (UKR)
11:00	12:00	3	Women's Singles, Consolation Plate Final	WS61	YIN Ziyuan (CHN)	vs	SUGIMOTO Risa (JPN)
11:00	12:00	4	Women's Singles, Special Plate Final	WS54	CHUKWU Hannah (HUN)	vs	VIDOVIC Franka (CRO)
12:00	13:00	2	Men's Singles, Plate Final	MS45	ADEGOKE Onaopemipo (NGR)	vs	PALOMINO GAEANO Ronald (COL)
12:00	13:00	3	Men's Singles, Consolation Plate Final	MS59	KRYSIAK Leon (POL)	vs	SHCHERBAKOV Dmytro (UKR)
12:00	13:00	4	Men's Singles, Special Plate Final	MS52	ZAMAN Noor (PAK)	vs	VAN NIEKERK Dewald (RSA)
15:00	16:00	1	Women's Singles, Bronze Medal Match	WS31	DOMINGUEZ Marta (ESP)	vs	HO Tze Lok (HKG)
16:00	17:00	1	Men's Singles, Bronze Medal Match	MS30	RODRIGUEZ Miguel (COL)	vs	STEINMANN Dimitri (SUI)
18:00	19:00	1	Women's Singles, Gold Medal Match	WS32	WATANABE Satomi (JPN)	vs	STEPHAN Marie (FRA)
19:00	20:00	1	Men's Singles, Gold Medal Match	MS31	CROUIN Victor (FRA)	vs	FARKAS Balazs (HUN)

Note:

Schedule is subject to change

Legend:

MS Men's Singles **WS** Women's Singles



Medallists by Event

As of 12 AUG 2025

Event	Date	Medal	Name	NOC
Men's Singles	TUE 12 AUG	GOLD	CROUIN Victor	FRA
		SILVER	FARKAS Balazs	HUN
		BRONZE	RODRIGUEZ Miguel	COL
Women's Singles	TUE 12 AUG	GOLD	WATANABE Satomi	JPN
		SILVER	STEPHAN Marie	FRA
		BRONZE	DOMINGUEZ Marta	ESP



Medal Standings

As of 12 AUG 2025

AFTER 2 OF 2 EVENTS

Rank	NOC	Men				Women				Total				Rank by Total
		G	S	B	Tot	G	S	B	Tot	G	S	B	Tot	
1	FRA - France	1			1		1		1	1	1		2	1
2	JPN - Japan					1			1	1			1	=2
3	HUN - Hungary		1		1						1		1	=2
4	COL - Colombia			1	1							1	1	=2
4	ESP - Spain							1	1			1	1	=2
	Total:	1	1	1	3	1	1	1	3	2	2	2	6	

LEGEND

= Equal sign indicates that two or more NOCs share the same rank by total
Tot Total

B Bronze

G Gold

S Silver



TWG
2025
CHENGDU



SQUASH

Men's Singles



Entry List by Event

As of 6 AUG 2025

NOC Code	NOC	Name	Date of Birth
AUS	Australia	WHITE Joseph	28 SEP 1997
AUT	Austria	LUTZ Daniel	14 JUL 2006
CHN	China	CHEN Haisong	8 APR 2008
		LI Haizhen	5 JAN 2002
		ZHANG Guanyu	9 MAR 2004
		ZHOU Penglin	16 NOV 2002
		ZHU Xuanyi	13 NOV 2008
COL	Colombia	PALOMINO GAEANO Ronald	20 DEC 1998
		RODRIGUEZ Miguel	20 DEC 1985
CRO	Croatia	KEGEL Martin	29 APR 1997
CZE	Czechia	BYRTUS Viktor	17 FEB 2001
		SOLNICKY Jakub	16 DEC 1994
EGY	Egypt	NASSER Mohamed	4 NOV 2003
FRA	France	CROUIN Victor	16 JUN 1999
		MEKHALFI Toufik	30 JAN 2002
GER	Germany	KANDRA Raphael	29 OCT 1990
GUA	Guatemala	ENRIQUEZ FRANCO Edwin Josue	9 NOV 1994
		ENRIQUEZ FRANCO Junior Alejandro	17 JAN 2000
HKG	Hong Kong, China	LAU Tsz Kwan	5 FEB 1996
		LEUNG Henry	10 MAR 1995
HUN	Hungary	FARKAS Balazs	2 APR 1997
JPN	Japan	TSUKUE Ryunosuke	13 AUG 1997
NGR	Nigeria	ADEGOKE Onaopemipo	25 SEP 1999
PAK	Pakistan	IQBAL Nasir	1 APR 1994
		ZAMAN Noor	1 APR 2004
POL	Poland	KRYSIAK Leon	5 MAR 2005
ROU	Romania	PENA Radu	31 JUL 2002
RSA	South Africa	VAN NIEKERK Dewald	3 JUN 1997



Entry List by Event

As of 6 AUG 2025

NOC Code	NOC	Name	Date of Birth
SUI	Switzerland	STEINMANN Dimitri	14 JUL 1997
		WILHELMI Yannick	12 OCT 2000
UKR	Ukraine	SHCHERBAKOV Dmytro	29 MAY 2005
Total: 31 Players			



Draw Start List

As of 6 AUG 2025

Round of 32	Round of 16	Quarterfinals	Semifinals	Finals
CROUIN Victor (FRA)				
KEGEL Martin (CRO) TSUKUE Ryunosuke (JPN)	MS01, Court 2 8 AUG 12:00	MS16, Court 1 9 AUG 18:00		
ENRIQUEZ FRANCO JA (GUA) SOLNICKY Jakub (CZE)	MS02, Court 3 8 AUG 12:00		MS24, Court 1 10 AUG 17:00	
KRYSIAK Leon (POL) WILHELMI Yannick (SUI)	MS03, Court 4 8 AUG 12:00	MS17, Court 2 9 AUG 18:00		
LAU Tsz Kwan (HKG) ADEGOKE Onaopemipo (NGR)	MS07, Court 4 8 AUG 13:00			MS28, Court 1 11 AUG 18:00
ZHOU Penglin (CHN) NASSER Mohamed (EGY)	MS06, Court 3 8 AUG 13:00	MS18, Court 3 9 AUG 18:00		
ZAMAN Noor (PAK) CHEN Haisong (CHN)	MS05, Court 2 8 AUG 13:00		MS25, Court 1 10 AUG 18:00	
ZHANG Guanyu (CHN) RODRIGUEZ Miguel (COL)	MS04, Court 1 8 AUG 13:00	MS19, Court 4 9 AUG 18:00		
				Gold Medal
KANDRA Raphael (GER) BYRTUS Viktor (CZE)	MS08, Court 1 8 AUG 18:00			MS31, Court 1 12 AUG 19:00
SHCHERBAKOV Dmytro (UKR) VAN NIEKERK Dewald (RSA)	MS09, Court 2 8 AUG 18:00	MS23, Court 4 9 AUG 19:00		
PALOMINO GAEANO R (COL) ENRIQUEZ FRANCO EJ (GUA)	MS10, Court 3 8 AUG 18:00		MS26, Court 1 10 AUG 19:00	
LI Haizhen (CHN) FARKAS Balazs (HUN)	MS11, Court 4 8 AUG 18:00	MS22, Court 3 9 AUG 19:00		
LEUNG Henry (HKG) ZHU Xuanyi (CHN)	MS15, Court 4 8 AUG 19:00			MS29, Court 1 11 AUG 19:00
PENA Radu (ROU) MEKHALFI Toufik (FRA)	MS14, Court 3 8 AUG 19:00	MS21, Court 2 9 AUG 19:00		
WHITE Joseph (AUS) LUTZ Daniel (AUT)	MS13, Court 2 8 AUG 19:00		MS27, Court 1 10 AUG 20:00	Silver Medal
IQBAL Nasir (PAK) STEINMANN Dimitri (SUI)	MS12, Court 1 8 AUG 19:00	MS20, Court 1 9 AUG 19:00		
				Bronze Medal
			MS30, Court 1 12 AUG 16:00	



Draw Start List

As of 6 AUG 2025

Round of 16 Plate	Quarterfinals Plate	Semifinals Plate	Final Plate
	MS39, Court 3 10 AUG 12:00		
MS32, Court 2 9 AUG 12:00		MS43, Court 2 11 AUG 12:00	
MS33, Court 3 9 AUG 12:00	MS40, Court 4 10 AUG 12:00		
MS34, Court 4 9 AUG 12:00			
MS38, Court 4 9 AUG 13:00	MS41, Court 3 10 AUG 13:00		
MS37, Court 3 9 AUG 13:00		MS44, Court 2 11 AUG 13:00	
MS36, Court 2 9 AUG 13:00	MS42, Court 4 10 AUG 13:00		
MS35, Court 1 9 AUG 13:00			

Plate

MS45, Court 2
12 AUG 12:00



Draw Start List

As of 6 AUG 2025

Quarterfinals Special Plate	Semifinals Special Plate	Final Special Plate	
MS46, Court 3 10 AUG 19:00	MS50, Court 4 11 AUG 12:00	Special Plate	
MS47, Court 4 10 AUG 19:00			
MS48, Court 3 10 AUG 20:00	MS51, Court 4 11 AUG 13:00		MS52, Court 4 12 AUG 12:00
MS49, Court 4 10 AUG 20:00			



Draw Start List

As of 6 AUG 2025

Quarterfinal Consolation Plate	Semifinals Consolation Plate	Final Consolation Plate	
MS53, Court 2 10 AUG 17:00	MS57, Court 3 11 AUG 12:00	Consolation Plate	
MS54, Court 2 10 AUG 18:00			
MS55, Court 2 10 AUG 19:00	MS58, Court 3 11 AUG 13:00		MS59, Court 3 12 AUG 12:00
MS56, Court 2 10 AUG 20:00			

Legend:

MS Men's Singles



Results Summary

As of 12 AUG 2025

Match No.	Round	Time	Players	Result	Score	Duration
-----------	-------	------	---------	--------	-------	----------

Date - 8 August 2025

MS01	Round of 32	12:00	KEGEL Martin (CRO) lost to TSUKUE R (JPN)	0-3	(4-11 7-11 4-11)	32min
MS02	Round of 32	12:00	ENRIQUEZ FR. (GUA) beat SOLNICKY J (CZE)	3-2	(10-12 5-11 11-4 11-9 11-6)	77min
MS03	Round of 32	12:00	KRYSIK Leon (POL) lost to WILHELM Y (SUI)	1-3	(11-7 6-11 9-11 5-11)	42min
MS04	Round of 32	13:00	ZHANG Guanyu (CHN) lost to RODRIGUEZ M (COL)	0-3	(1-11 0-11 1-11)	17min
MS05	Round of 32	13:00	ZAMAN Noor (PAK) beat CHEN Haisong (CHN)	3-0	(11-2 11-2 11-0)	16min
MS06	Round of 32	13:00	ZHOU Penglin (CHN) lost to NASSER M (EGY)	0-3	(9-11 1-11 5-11)	26min
MS07	Round of 32	13:00	LAU Tsz Kwan (HKG) beat ADEGOKE O (NGR)	3-1	(11-4 5-11 11-7 15-13)	52min
MS08	Round of 32	18:00	KANDRA R (GER) lost to BYRTUS Viktor (CZE)	0-3	(8-11 5-11 5-11)	29min
MS09	Round of 32	18:00	SHCHERBAKO. (UKR) lost to van NIEKERK D (RSA)	0-3	(9-11 5-11 9-11)	35min
MS10	Round of 32	18:00	PALOMINO GA. (COL) lost to ENRIQUEZ FR. (GUA)	0-3	(4-11 9-11 8-11)	53min
MS11	Round of 32	18:00	LI Haizhen (CHN) lost to FARKAS B (HUN)	0-3	(4-11 2-11 5-11)	23min
MS12	Round of 32	19:00	IQBAL Nasir (PAK) lost to STEINMANN D (SUI)	0-3	(8-11 8-11 7-11)	37min
MS13	Round of 32	19:00	WHITE Joseph (AUS) beat LUTZ Daniel (AUT)	3-0	(11-8 11-4 11-2)	37min
MS14	Round of 32	19:00	PENA Radu (ROU) lost to MEKHALFI T (FRA)	0-3	(3-11 4-11 5-11)	24min
MS15	Round of 32	19:00	LEUNG Henry (HKG) beat ZHU Xuanyi (CHN)	3-0	(11-4 11-1 11-2)	20min

Date - 9 August 2025

MS32	Round of 16 Plate	12:00	SOLNICKY J (CZE) beat KRYSIK Leon (POL)	3-0	(11-6 11-4 11-6)	26min
MS33	Round of 16 Plate	12:00	ADEGOKE O (NGR) beat ZHOU Penglin (CHN)	3-0	(11-2 11-9 11-5)	27min
MS34	Round of 16 Plate	12:00	CHEN Haisong (CHN) lost to ZHANG Guanyu (CHN)	0-3	(4-11 4-11 4-11)	24min
MS35	Round of 16 Plate	13:00	LUTZ Daniel (AUT) lost to IQBAL Nasir (PAK)	0-3	(7-11 4-11 8-11)	29min
MS36	Round of 16 Plate	13:00	ZHU Xuanyi (CHN) lost to PENA Radu (ROU)	0-3	(10-12 4-11 4-11)	26min
MS37	Round of 16 Plate	13:00	PALOMINO GA. (COL) beat LI Haizhen (CHN)	3-0	(11-4 11-5 11-5)	23min
MS38	Round of 16 Plate	13:00	KANDRA R (GER) beat SHCHERBAKO. (UKR)	3-0	(11-9 11-6 11-9)	27min
MS16	Round of 16	18:00	CROUIN Victor (FRA) beat TSUKUE R (JPN)	3-1	(11-5 11-5 8-11 12-10)	53min
MS17	Round of 16	18:00	ENRIQUEZ FR. (GUA) lost to WILHELM Y (SUI)	1-3	(11-8 9-11 3-11 6-11)	52min
MS18	Round of 16	18:00	LAU Tsz Kwan (HKG) beat NASSER M (EGY)	3-0	(11-7 11-4 11-3)	42min
MS19	Round of 16	18:00	ZAMAN Noor (PAK) lost to RODRIGUEZ M (COL)	2-3	(11-2 7-11 9-11 13-11 6-11)	73min
MS20	Round of 16	19:00	WHITE Joseph (AUS) lost to STEINMANN D (SUI)	2-3	(11-9 7-11 11-5 6-11 7-11)	67min
MS21	Round of 16	19:00	LEUNG Henry (HKG) beat MEKHALFI T (FRA)	3-1	(12-10 11-9 5-11 11-2)	55min
MS22	Round of 16	19:00	ENRIQUEZ FR. (GUA) lost to FARKAS B (HUN)	0-3	(4-11 5-11 5-11)	26min
MS23	Round of 16	19:00	BYRTUS Viktor (CZE) beat van NIEKERK D (RSA)	3-1	(11-8 9-11 11-7 11-4)	54min

Date - 10 August 2025

MS39	Quarterfinal Plate	12:00	KEGEL Martin (CRO) lost to SOLNICKY J (CZE)	1-3	(5-11 5-11 11-5 4-11)	49min
MS40	Quarterfinal Plate	12:00	ADEGOKE O (NGR) beat ZHANG Guanyu (CHN)	3-0	(11-4 11-7 11-7)	26min
MS41	Quarterfinal Plate	13:00	KANDRA R (GER) lost to PALOMINO GA. (COL)	1-3	(8-11 2-11 11-5 8-11)	39min
MS42	Quarterfinal Plate	13:00	PENA Radu (ROU) lost to IQBAL Nasir (PAK)	0-3	(3-11 3-11 2-11)	28min
MS24	Quarterfinal	17:00	CROUIN Victor (FRA) beat WILHELM Y (SUI)	3-0	(11-9 11-9 11-2)	42min
MS25	Quarterfinal	18:00	LAU Tsz Kwan (HKG) lost to RODRIGUEZ M (COL)	0-3	(7-11 8-11 3-11)	43min
MS54	Quarterfinal Consolation Plate	18:00	ZHOU Penglin (CHN) beat CHEN Haisong (CHN)	3-0	(11-2 11-2 11-3)	16min
MS26	Quarterfinal	19:00	BYRTUS Viktor (CZE) lost to FARKAS B (HUN)	0-3	(8-11 6-11 8-11)	43min
MS46	Quarterfinal Special Plate	19:00	TSUKUE R (JPN) beat ENRIQUEZ FR. (GUA)	3-0	(11-9 11-6 11-8)	39min



Results Summary

As of 12 AUG 2025

Match No.	Round	Time	Players	Result	Score	Duration
-----------	-------	------	---------	--------	-------	----------

Date - 10 August 2025

MS47	Quarterfinal Special Plate	19:00	NASSER M (EGY) lost to ZAMAN Noor (PAK)	WO	(WO)	
MS55	Quarterfinal Consolation Plate	19:00	SHCHERBAKO. (UKR) beat LI Haizhen (CHN)	3-0	(11-9 11-4 11-5)	29min
MS27	Quarterfinal	20:00	LEUNG Henry (HKG) lost to STEINMANN D (SUI)	0-3	(5-11 6-11 6-11)	32min
MS48	Quarterfinal Special Plate	20:00	van NIEKERK D (RSA) beat ENRIQUEZ FR. (GUA)	3-1	(11-7 11-8 8-11 11-6)	62min
MS49	Quarterfinal Special Plate	20:00	MEKHALFI T (FRA) lost to WHITE Joseph (AUS)	0-3	(8-11 7-11 5-11)	35min
MS56	Quarterfinal Consolation Plate	20:00	ZHU Xuanyi (CHN) lost to LUTZ Daniel (AUT)	0-3	(1-11 3-11 4-11)	19min

Date - 11 August 2025

MS43	Semifinal Plate	12:00	SOLNICKY J (CZE) lost to ADEGOKE O (NGR)	2-3	(11-7 9-11 10-12 11-6 6-11)	73min
MS50	Semifinal Special Plate	12:00	TSUKUE R (JPN) lost to ZAMAN Noor (PAK)	1-3	(7-11 11-7 7-11 10-12)	26min
MS57	Semifinal Consolation Plate	12:00	KRYSIAK Leon (POL) beat ZHOU Penglin (CHN)	3-0	(11-6 11-5 11-7)	28min
MS44	Semifinal Plate	13:00	PALOMINO GA. (COL) beat IQBAL Nasir (PAK)	3-1	(15-13 13-15 11-4 11-5)	40min
MS51	Semifinal Special Plate	13:00	van NIEKERK D (RSA) beat WHITE Joseph (AUS)	3-2	(11-9 11-8 10-12 3-11 11-6)	91min
MS58	Semifinal Consolation Plate	13:00	SHCHERBAKO. (UKR) beat LUTZ Daniel (AUT)	3-2	(6-11 13-11 12-14 11-7 11-2)	70min
MS28	Semifinal	18:00	CROUIN Victor (FRA) beat RODRIGUEZ M (COL)	3-2	(10-12 11-6 5-11 11-3 11-8)	83min
MS29	Semifinal	19:00	FARKAS B (HUN) beat STEINMANN D (SUI)	3-0	(11-7 11-7 11-1)	32min

Date - 12 August 2025

MS45	Plate Final	12:00	ADEGOKE O (NGR) lost to PALOMINO GA. (COL)	0-3	(14-16 8-11 7-11)	43min
MS52	Special Plate Final	12:00	ZAMAN Noor (PAK) lost to van NIEKERK D (RSA)	RET	(10-12 8-11 0-3)	28min
MS59	Consolation Plate Final	12:00	KRYSIAK Leon (POL) lost to SHCHERBAKO. (UKR)	1-3	(10-12 7-11 11-8 6-11)	51min
MS30	Bronze Medal Match	16:00	RODRIGUEZ M (COL) beat STEINMANN D (SUI)	3-1	(5-11 11-8 11-5 11-6)	69min
MS31	Gold Medal Match	19:00	CROUIN Victor (FRA) beat FARKAS B (HUN)	3-0	(11-9 11-9 11-5)	44min

Legend:						
MS	Men's Singles	No.	Number	RET	Retired	WO Walkover



Results Bracket

As of 12 AUG 2025

Round of 32	Round of 16	Quarterfinals	Semifinals	Finals
CROUIN Victor (FRA)		3-1 (11-5 11-5 8-11 12-10)		
KEGEL Martin (CRO)	TSUKUE Ryunosuke	CROUIN Victor	3-0 (11-9 11-9 11-2)	
TSUKUE R (JPN)	3-0 (11-4 11-7 11-4)			
ENRIQUEZ FRANC. (GUA)	3-2 (10-12 5-11 11-4 11-9 11-6)	CROUIN Victor		
SOLNICKY Jakub (CZE)	ENRIQUEZ FRANCO JA			
KRYSIAK Leon (POL)	WILHELMI Yannick	WILHELMI Yannick	3-1 (8-11 11-9 11-3 11-6)	
WILHELMI Yannick (SUI)	3-1 (7-11 11-6 11-9 11-5)			
LAU Tsz Kwan (HKG)	3-1 (11-4 5-11 11-7 15-13)	CROUIN Victor	3-2 (10-12 11-6 5-11 11-3 11-8)	CROUIN Victor
ADEGOKE O (NGR)	LAU Tsz Kwan			
ZHOU Penglin (CHN)	NASSER Mohamed	3-0 (11-7 11-4 11-3)	RODRIGUEZ Miguel	
NASSER Mohamed (EGY)	3-0 (11-9 11-1 11-5)	LAU Tsz Kwan		
ZAMAN Noor (PAK)	3-0 (11-2 11-2 11-0)	RODRIGUEZ Miguel	3-0 (11-7 11-8 11-3)	
CHEN Haisong (CHN)	ZAMAN Noor			
ZHANG Guanyu (CHN)	RODRIGUEZ Miguel	3-2 (2-11 11-7 11-9 11-13 11-6)		Gold Medal CROUIN Victor (FRA)
RODRIGUEZ Miguel (COL)	3-0 (11-1 11-0 11-1)			
KANDRA Raphael (GER)	3-0 (11-8 11-5 11-5)	3-1 (11-8 9-11 11-7 11-4)	3-0 (11-9 11-9 11-5)	
BYRTUS Viktor (CZE)	BYRTUS Viktor			
SHCHERBAKOV D (UKR)	VAN NIEKERK Dewald	BYRTUS Viktor	3-0 (11-8 11-6 11-8)	
van NIEKERK D (RSA)	3-0 (11-9 11-5 11-9)			
PALOMINO GAEAN. (COL)	3-0 (11-4 11-9 11-8)	FARKAS Balazs		
ENRIQUEZ FRANC. (GUA)	ENRIQUEZ FRANCO EJ			
LI Haizhen (CHN)	FARKAS Balazs	3-0 (11-4 11-5 11-5)	FARKAS Balazs	FARKAS Balazs
FARKAS Balazs (HUN)	3-0 (11-4 11-2 11-5)			
LEUNG Henry (HKG)	3-0 (11-4 11-1 11-2)	3-1 (12-10 11-9 5-11 11-2)	STEINMANN Dimitri	3-0 (11-7 11-7 11-1)
ZHU Xuanyi (CHN)	LEUNG Henry			
PENA Radu (ROU)	MEKHALFI Toufik	LEUNG Henry	3-0 (11-5 11-6 11-6)	
MEKHALFI Toufik (FRA)	3-0 (11-3 11-4 11-5)			
WHITE Joseph (AUS)	3-0 (11-8 11-4 11-2)	STEINMANN Dimitri		Silver Medal FARKAS Balazs (HUN)
LUTZ Daniel (AUT)	WHITE Joseph			
IQBAL Nasir (PAK)	STEINMANN Dimitri	3-2 (9-11 11-7 5-11 11-6 11-7)	RODRIGUEZ Miguel STEINMANN Dimitri	Bronze Medal RODRIGUEZ Miguel (COL)
STEINMANN Dimitri (SUI)	3-0 (11-8 11-8 11-7)			
				3-1 (5-11 11-8 11-5 11-6)



Results Bracket

As of 12 AUG 2025

Round of 16 Plate	Quarterfinals Plate	Semifinals Plate	Final Plate
KEGEL Martin (CRO)		3-1 (11-5 11-5 5-11 11-4)	
SOLNICKY Jakub (CZE)	SOLNICKY Jakub	SOLNICKY Jakub	
KRYSIAK Leon (POL)	3-0 (11-6 11-4 11-6)		3-2 (7-11 11-9 12-10 6-11 11-6)
ADEGOKE Onaopemipo (NGR)	3-0 (11-2 11-9 11-5)		ADEGOKE Onaopemipo
ZHOU Penglin (CHN)	ADEGOKE Onaopemipo	ADEGOKE Onaopemipo	
CHEN Haisong (CHN)	ZHANG Guanyu	3-0 (11-4 11-7 11-7)	
ZHANG Guanyu (CHN)	3-0 (11-4 11-4 11-4)		Plate
KANDRA Raphael (GER)	3-0 (11-9 11-6 11-9)		PALOMINO GAEAN. (COL)
SHCHERBAKOV Dmytro (UKR)	KANDRA Raphael	3-1 (11-8 11-2 5-11 11-8)	3-0 (16-14 11-8 11-7)
PALOMINO GAEANO R (COL)	PALOMINO GAEANO Ronald	PALOMINO GAEANO Ronald	
LI Haizhen (CHN)	3-0 (11-4 11-5 11-5)		PALOMINO GAEANO Ronald
ZHU Xuanyi (CHN)	3-0 (12-10 11-4 11-4)		3-1 (15-13 13-15 11-4 11-5)
PENA Radu (ROU)	PENA Radu	IQBAL Nasir	
LUTZ Daniel (AUT)	IQBAL Nasir	3-0 (11-3 11-3 11-2)	
IQBAL Nasir (PAK)	3-0 (11-7 11-4 11-8)		



Results Bracket

As of 12 AUG 2025

Quarterfinals Special Plate	Semifinals Special Plate	Final Special Plate
TSUKUE Ryunosuke (JPN) ENRIQUEZ FRANCO JA (GUA)	3-0 (11-9 11-6 11-8) TSUKUE Ryunosuke	3-1 (11-7 7-11 11-7 12-10) ZAMAN Noor
NASSER Mohamed (EGY) ZAMAN Noor (PAK)	ZAMAN Noor WO	Special Plate van NIEKERK D (RSA) 3-0 (12-10 11-8 3-0) RET
VAN NIEKERK Dewald (RSA) ENRIQUEZ FRANCO EJ (GUA)	3-1 (11-7 11-8 8-11 11-6) VAN NIEKERK Dewald	VAN NIEKERK Dewald 3-2 (11-9 11-8 10-12 3-11 11-6)
MEKHALFI Toufik (FRA) WHITE Joseph (AUS)	WHITE Joseph 3-0 (11-8 11-7 11-5)	



Results Bracket

As of 12 AUG 2025

Quarterfinal Consolation Plate	Semifinals Consolation Plate	Final Consolation Plate
		3-0 (11-6 11-5 11-7)
		KRYSIAK Leon
ZHOU Penglin (CHN)	ZHOU Penglin	
CHEN Haisong (CHN)	3-0 (11-2 11-2 11-3)	
		Consolation Plate
		SHCHERBAKOV D (UKR)
SHCHERBAKOV Dmytro (UKR)	3-0 (11-9 11-4 11-5)	3-1 (12-10 11-7 8-11 11-6)
LI Haizhen (CHN)	SHCHERBAKOV Dmytro	
		SHCHERBAKOV Dmytro
		3-2 (6-11 13-11 12-14 11-7 11-2)
ZHU Xuanyi (CHN)	LUTZ Daniel	
LUTZ Daniel (AUT)	3-0 (11-1 11-3 11-4)	

Legend:

RET Retired WO Walkover



Medallists

As of 12 AUG 2025

Medal	Name	NOC
GOLD	CROUIN Victor	FRA - France
SILVER	FARKAS Balazs	HUN - Hungary
BRONZE	RODRIGUEZ Miguel	COL - Colombia



Final Classification

Rank	Name	NOC Code	Medal
1	CROUIN Victor	FRA	Gold
2	FARKAS Balazs	HUN	Silver
3	RODRIGUEZ Miguel	COL	Bronze
4	STEINMANN Dimitri	SUI	
5	BYRTUS Viktor	CZE	
5	LAU Tsz Kwan	HKG	
5	LEUNG Henry	HKG	
5	WILHELMI Yannick	SUI	
9	VAN NIEKERK Dewald	RSA	
10	ZAMAN Noor	PAK	
11	TSUKUE Ryunosuke	JPN	
11	WHITE Joseph	AUS	
13	ENRIQUEZ FRANCO Edwin Josue	GUA	
13	ENRIQUEZ FRANCO Junior Alejandro	GUA	
13	MEKHALFI Toufik	FRA	
13	NASSER Mohamed	EGY	
17	PALOMINO GAEANO Ronald	COL	
18	ADEGOKE Onaopemipo	NGR	
19	IQBAL Nasir	PAK	
19	SOLNICKY Jakub	CZE	
21	KANDRA Raphael	GER	
21	KEGEL Martin	CRO	
21	ZHANG Guanyu	CHN	
21	PENA Radu	ROU	
25	SHCHERBAKOV Dmytro	UKR	
26	KRYSIAK Leon	POL	
27	LUTZ Daniel	AUT	
27	ZHOU Penglin	CHN	
29	LI Haizhen	CHN	
29	CHEN Haisong	CHN	
29	ZHU Xuanyi	CHN	



Match Report

KRYSIK Leon (POL) 1 - 3 SHCHERBAKOV Dmytro (UKR)

Match Summary		Match	Game 1	Game 2	Game 3	Game 4	Game 5
KRYSIK Leon	POL	1	10	7	11	6	
SHCHERBAKOV Dmytro	UKR	3	12	11	8	11	
Duration		51min	11min	12min	14min	15min	

Match Number: MS59 Court: 3

Referees: UDY Janet (NZL)

Game Progress

1 KRYSIK Leon			0	0	0	1	1	1	1	2	2	3	4	5	5	6	7	8	9	10	10	10	10	10
SHCHERBAKOV Dmytro			1	2	3	3	4	5	6	6	7	7	7	7	8	8	8	8	8	8	9	10	11	12
2 KRYSIK Leon			1	2	2	2	3	3	3	3	4	4	5	5	5	6	7	7	7	7				
SHCHERBAKOV Dmytro			0	0	1	2	2	3	4	5	5	6	6	7	8	8	8	8	9	10	11			
3 KRYSIK Leon			0	1	1	2	2	2	2	3	4	4	4	4	5	6	7	8	9	10	11			
SHCHERBAKOV Dmytro			1	1	2	2	3	4	5	5	5	6	7	8	8	8	8	8	8	8	8			
4 KRYSIK Leon			0	0	0	1	2	2	3	3	4	4	4	5	5	5	5	6	6					
SHCHERBAKOV Dmytro			1	2	3	3	3	4	4	5	5	6	7	7	8	9	10	10	11					

Legend:

MS Men's Singles



Match Report

ADEGOKE Onaopemipo (NGR) 0 - 3 PALOMINO GAEANO Ronald (COL)

Match Summary		Match	Game 1	Game 2	Game 3	Game 4	Game 5
ADEGOKE Onaopemipo	NGR	0	14	8	7		
PALOMINO GAEANO Ronald	COL	3	16	11	11		
Duration		43min	18min	11min	14min		

Match Number: MS45 Court: 2

Referees: MOKHTARI Mehdi (IRI)

Game Progress

1 ADEGOKE Onaopemipo			0	1	2	2	3	3	4	5	5	5	5	6	6	6	7	8	8	8	9	10	11	11	12	12	13	13	13	14	14	14
PALOMINO GAEANO Ronald			1	1	1	2	2	3	3	3	4	5	6	6	7	8	8	8	9	10	10	10	10	11	11	12	12	13	14	14	15	16
2 ADEGOKE Onaopemipo			0	1	1	1	1	1	1	2	3	4	4	4	4	4	5	6	7	8	8											
PALOMINO GAEANO Ronald			1	1	2	3	4	5	6	6	6	6	7	8	9	10	10	10	10	10	10	11										
3 ADEGOKE Onaopemipo			0	1	1	2	2	2	2	2	3	4	5	6	6	6	6	7	7	7												
PALOMINO GAEANO Ronald			1	1	2	2	3	4	5	6	6	6	6	6	7	8	9	9	10	11												

Legend:

MS Men's Singles



Match Report

ZAMAN Noor (PAK) 0 - 3 (RET) VAN NIEKERK Dewald (RSA)

Match Summary		Match	Game 1	Game 2	Game 3	Game 4	Game 5
ZAMAN Noor	PAK	0	10	8	0		
VAN NIEKERK Dewald	RSA	3	12	11	3		
Duration		28min	10min	11min	7min		

Match Number: MS52 Court: 4

Referees: MORE Rohit (IND)

Game Progress

1 ZAMAN Noor			1	2	3	3	4	5	5	6	6	6	7	8	8	8	9	9	9	9	10	10	10	10
VAN NIEKERK Dewald			0	0	0	1	1	1	2	2	3	4	4	4	5	6	6	7	8	9	9	10	11	12
2 ZAMAN Noor			0	1	2	3	3	4	4	4	4	4	5	5	6	6	6	7	8	8	8			
VAN NIEKERK Dewald			1	1	1	1	2	2	3	4	5	6	6	7	7	8	9	9	9	9	10	11		
3 ZAMAN Noor			0	0	0																			
VAN NIEKERK Dewald			1	2	3																			

Legend:

MS Men's Singles RET Retired



Match Report

RODRIGUEZ Miguel (COL) 3 - 1 STEINMANN Dimitri (SUI)

Match Summary		Match	Game 1	Game 2	Game 3	Game 4	Game 5
RODRIGUEZ Miguel	COL	3	5	11	11	11	
STEINMANN Dimitri	SUI	1	11	8	5	6	
Duration		69min	17min	19min	15min	20min	

Match Number: MS30 Court: 1

Referees: RISSETTO Joaquim (FRA)

Game Progress

1	RODRIGUEZ Miguel			0	1	2	3	3	3	3	4	5	5	5	5	5	5	5				
	STEINMANN Dimitri			1	1	1	1	2	3	4	4	4	5	6	7	8	9	10	11			
2	RODRIGUEZ Miguel			1	2	2	2	2	2	3	4	4	5	6	6	7	8	9	9	10	11	
	STEINMANN Dimitri			0	0	1	2	3	4	5	5	5	6	6	6	7	7	7	7	8	8	8
3	RODRIGUEZ Miguel			1	2	3	3	4	5	5	6	6	7	7	8	8	9	10	11			
	STEINMANN Dimitri			0	0	0	1	1	1	2	2	3	3	4	4	5	5	5	5			
4	RODRIGUEZ Miguel			1	2	2	3	4	5	6	7	8	8	8	8	8	8	9	10	11		
	STEINMANN Dimitri			0	0	1	1	1	1	1	1	1	1	2	3	4	5	6	6	6	6	

Legend:

MS Men's Singles



Match Report

CROUIN Victor (FRA) 3 - 0 FARKAS Balazs (HUN)

Match Summary		Match	Game 1	Game 2	Game 3	Game 4	Game 5
CROUIN Victor	FRA	3	11	11	11		
FARKAS Balazs	HUN	0	9	9	5		
Duration		44min	15min	16min	14min		

Match Number: MS31 **Court:** 1
Referees: SELVARAJ Kellvintra (MAS)

Game Progress

1 CROUIN Victor			1	1	1	2	2	2	2	3	4	5	5	5	6	7	8	8	8	9	10	11
FARKAS Balazs			0	1	2	2	3	4	5	5	5	5	6	7	7	7	7	8	9	9	9	9
2 CROUIN Victor			1	2	2	2	3	3	4	4	5	5	6	6	7	7	8	9	9	9	10	11
FARKAS Balazs			0	0	1	2	2	3	3	4	4	5	5	6	6	7	7	7	8	9	9	9
3 CROUIN Victor			1	1	2	3	3	4	5	6	7	8	8	8	9	9	10	11				
FARKAS Balazs			0	1	1	1	2	2	2	2	2	2	3	4	4	5	5	5				

Legend:

MS Men's Singles



Match Report

CROUIN Victor (FRA) 3 - 2 RODRIGUEZ Miguel (COL)

Match Summary		Match	Game 1	Game 2	Game 3	Game 4	Game 5
CROUIN Victor	FRA	3	10	11	5	11	11
RODRIGUEZ Miguel	COL	2	12	6	11	3	8
Duration		83min	17min	17min	18min	12min	21min

Match Number: MS28 Court: 1
Referees: SELVARAJ Kellvintra (MAS)

Game Progress

1 CROUIN Victor			1	2	3	3	3	3	4	4	5	5	6	6	6	6	7	8	9	10	10	10	10
RODRIGUEZ Miguel			0	0	0	1	2	3	3	4	4	5	5	6	7	8	9	9	9	9	10	11	12
2 CROUIN Victor			0	0	0	1	1	1	2	3	4	5	5	6	7	8	9	10	11				
RODRIGUEZ Miguel			1	2	3	3	4	5	5	5	5	5	6	6	6	6	6	6	6				
3 CROUIN Victor			0	0	0	1	1	2	2	2	2	3	4	4	5	5	5	5					
RODRIGUEZ Miguel			1	2	3	3	4	4	5	6	7	7	7	8	8	9	10	11					
4 CROUIN Victor			0	1	2	3	4	5	6	7	8	8	9	9	10	11							
RODRIGUEZ Miguel			1	1	1	1	1	1	1	1	1	2	2	3	3	3							
5 CROUIN Victor			0	1	2	3	3	3	3	3	3	4	5	6	7	8	9	9	10	11			
RODRIGUEZ Miguel			1	1	1	1	2	3	4	5	6	7	7	7	7	7	7	8	8	8			

Legend:

MS Men's Singles



Match Report

FARKAS Balazs (HUN) 3 - 0 STEINMANN Dimitri (SUI)

Match Summary		Match	Game 1	Game 2	Game 3	Game 4	Game 5
FARKAS Balazs	HUN	3	11	11	11		
STEINMANN Dimitri	SUI	0	7	7	1		
Duration		32min	11min	12min	10min		

Match Number: MS29 Court: 1

Referees: RISSETTO Joaquim (FRA)

Game Progress

1 FARKAS Balazs			1	1	1	1	1	2	2	3	4	5	6	6	6	7	8	9	10	11
STEINMANN Dimitri			0	1	2	3	4	4	5	5	5	5	5	6	7	7	7	7	7	7
2 FARKAS Balazs			0	0	0	1	1	1	2	3	4	4	5	6	7	8	9	10	10	11
STEINMANN Dimitri			1	2	3	3	4	5	5	5	5	6	6	6	6	6	6	6	7	7
3 FARKAS Balazs			0	1	2	3	4	5	6	7	8	9	10	11						
STEINMANN Dimitri			1	1	1	1	1	1	1	1	1	1	1	1						

Legend:

MS Men's Singles



Match Report

TSUKUE Ryunosuke (JPN) 1 - 3 ZAMAN Noor (PAK)

Match Summary		Match	Game 1	Game 2	Game 3	Game 4	Game 5
TSUKUE Ryunosuke	JPN	1	7	11	7	10	
ZAMAN Noor	PAK	3	11	7	11	12	
Duration		26min	5min	7min	7min	8min	

Match Number: MS50 Court: 4

Referees: MORE Rohit (IND)

Game Progress

1	TSUKUE Ryunosuke			0	1	1	2	3	4	4	4	4	4	5	5	6	7	7	7	7	7
	ZAMAN Noor			1	1	2	2	2	2	3	4	5	6	6	7	7	7	8	9	10	11
2	TSUKUE Ryunosuke			0	0	1	2	3	3	4	4	4	4	5	6	7	8	9	10	10	11
	ZAMAN Noor			1	2	2	2	2	3	3	4	5	6	6	6	6	6	6	6	7	7
3	TSUKUE Ryunosuke			0	1	1	1	1	1	2	3	4	4	4	4	5	5	6	7	7	7
	ZAMAN Noor			1	1	2	3	4	5	5	5	5	6	7	8	8	9	9	9	10	11
4	TSUKUE Ryunosuke			0	1	1	2	2	2	3	3	4	4	5	6	7	8	9	10	10	10
	ZAMAN Noor			1	1	2	2	3	4	4	5	5	6	6	6	6	6	6	6	7	8

Legend:

MS Men's Singles



Match Report

VAN NIEKERK Dewald (RSA)

3 - 2

WHITE Joseph (AUS)

Match Summary		Match	Game 1	Game 2	Game 3	Game 4	Game 5
VAN NIEKERK Dewald	RSA	3	11	11	10	3	11
WHITE Joseph	AUS	2	9	8	12	11	6
Duration		91min	24min	23min	22min	9min	15min

Match Number: MS51 Court: 4

Referees: MORE Rohit (IND)

Game Progress

1	VAN NIEKERK Dewald			1	2	2	3	3	3	3	4	5	6	6	6	7	7	8	9	9	10	10	11		
	WHITE Joseph			0	0	1	1	2	3	4	4	4	4	5	6	6	7	7	7	8	8	9	9		
2	VAN NIEKERK Dewald			0	1	1	2	3	3	3	3	4	5	6	6	7	7	8	9	10	10	11			
	WHITE Joseph			1	1	2	2	2	3	4	5	5	5	5	6	6	7	7	7	7	8	8			
3	VAN NIEKERK Dewald			0	1	2	2	3	4	4	4	4	4	5	6	6	6	6	6	7	8	9	10	10	10
	WHITE Joseph			1	1	1	2	2	2	3	4	5	6	6	6	7	8	9	10	10	10	10	11	12	
4	VAN NIEKERK Dewald			0	0	0	0	0	1	1	1	1	1	2	2	3	3								
	WHITE Joseph			1	2	3	4	5	5	6	7	8	9	9	10	10	11								
5	VAN NIEKERK Dewald			1	1	1	2	3	4	5	5	6	6	7	8	9	10	10	10	10	11				
	WHITE Joseph			0	1	2	2	2	2	2	3	3	4	4	4	4	4	5	6	6					

Legend:

MS Men's Singles



Match Report

SOLNICKY Jakub (CZE)

2 - 3

ADEGOKE Onaopemipo (NGR)

Match Summary		Match	Game 1	Game 2	Game 3	Game 4	Game 5
SOLNICKY Jakub	CZE	2	11	9	10	11	6
ADEGOKE Onaopemipo	NGR	3	7	11	12	6	11
Duration		73min	9min	17min	19min	14min	15min

Match Number: MS43 Court: 2

Referees: MCNAUGHT Nicky (NZL)

Game Progress

1 SOLNICKY Jakub			0	1	2	2	3	4	5	5	6	7	8	8	8	8	9	9	10	11
ADEGOKE Onaopemipo			1	1	1	2	2	2	2	3	3	3	3	4	5	6	6	7	7	7
2 SOLNICKY Jakub			0	1	2	2	2	3	4	4	4	5	5	6	6	6	7	7	7	8
ADEGOKE Onaopemipo			1	1	1	2	3	3	3	4	5	5	6	6	7	8	8	9	10	10
3 SOLNICKY Jakub			1	1	1	1	2	3	3	4	4	4	5	6	6	6	7	7	7	8
ADEGOKE Onaopemipo			0	1	2	3	3	3	4	4	5	6	6	6	7	8	8	9	10	10
4 SOLNICKY Jakub			1	2	2	2	3	3	3	4	5	6	7	7	7	8	9	10	11	
ADEGOKE Onaopemipo			0	0	1	2	2	3	4	4	4	4	4	5	6	6	6	6	6	
5 SOLNICKY Jakub			0	0	1	1	1	1	2	3	3	4	4	4	4	5	5	6	6	
ADEGOKE Onaopemipo			1	2	2	3	4	5	5	5	6	6	7	8	9	9	10	10	11	

Legend:

MS Men's Singles



Match Report

PALOMINO GAEANO Ronald (COL) 3 - 1 IQBAL Nasir (PAK)

Match Summary		Match	Game 1	Game 2	Game 3	Game 4	Game 5
PALOMINO GAEANO Ronald	COL	3	15	13	11	11	
IQBAL Nasir	PAK	1	13	15	4	5	
Duration		40min	12min	13min	8min	7min	

Match Number: MS44 Court: 2

Referees: SAUNDERS Simon (FRA)

Game Progress

1	PALOMINO GAEANO Ronald			0	1	2	2	3	4	5	6	6	7	7	7	7	7	8	9	9	10	10	11	11	11	12	13	13	14	15
	IQBAL Nasir			1	1	1	2	2	2	2	2	3	3	4	5	6	7	8	8	8	9	9	10	10	11	12	12	12	13	13
2	PALOMINO GAEANO Ronald			0	1	1	1	2	3	4	4	5	6	6	6	6	7	7	7	8	9	9	10	11	11	12	12	13	13	13
	IQBAL Nasir			1	1	2	3	3	3	3	4	4	4	5	6	7	7	8	9	9	9	10	10	10	11	11	12	12	13	14
3	PALOMINO GAEANO Ronald			1	1	1	1	1	2	3	4	5	6	7	8	9	10	11												
	IQBAL Nasir			0	1	2	3	4	4	4	4	4	4	4	4	4	4	4												
4	PALOMINO GAEANO Ronald			0	1	2	3	4	5	5	6	7	7	7	7	8	9	10	11											
	IQBAL Nasir			1	1	1	1	1	1	2	2	2	3	4	5	5	5	5	5											

Legend:

MS Men's Singles



Match Report

KRYSIAK Leon (POL) 3 - 0 ZHOU Penglin (CHN)

Match Summary		Match	Game 1	Game 2	Game 3	Game 4	Game 5
KRYSIAK Leon	POL	3	11	11	11		
ZHOU Penglin	CHN	0	6	5	7		
Duration		28min	9min	9min	11min		

Match Number: MS57 Court: 3

Referees: UDY Janet (NZL)

Game Progress

1	KRYSIK Leon			0	1	1	1	2	3	4	4	4	5	6	6	7	8	9	10	11	
	ZHOU Penglin			1	1	2	3	3	3	3	4	5	5	5	6	6	6	6	6	6	
2	KRYSIK Leon			0	0	0	1	2	3	4	4	5	6	7	8	9	9	10	11		
	ZHOU Penglin			1	2	3	3	3	3	3	4	4	4	4	4	4	5	5	5		
3	KRYSIK Leon			0	0	1	2	2	2	3	4	4	5	6	7	7	8	9	9	10	11
	ZHOU Penglin			1	2	2	2	3	4	4	4	5	5	5	5	6	6	6	7	7	7

Legend:

MS Men's Singles



Match Report

SHCHERBAKOV Dmytro (UKR) 3 - 2 LUTZ Daniel (AUT)

Match Summary		Match	Game 1	Game 2	Game 3	Game 4	Game 5
SHCHERBAKOV Dmytro	UKR	3	6	13	12	11	11
LUTZ Daniel	AUT	2	11	11	14	7	2
Duration		70min	10min	21min	20min	11min	10min

Match Number: MS58 Court: 3

Referees: UDY Janet (NZL)

Game Progress

1 SHCHERBAKOV Dmytro			0	0	1	1	2	2	2	2	2	2	3	4	5	6	6	6	6
LUTZ Daniel			1	2	2	3	3	4	5	6	7	8	8	8	8	8	9	10	11
2 SHCHERBAKOV Dmytro			0	0	1	1	2	3	4	4	4	5	5	6	7	7	8	8	9
LUTZ Daniel			1	2	2	3	3	3	3	4	5	5	6	6	6	7	7	8	8
3 SHCHERBAKOV Dmytro			0	0	1	1	1	2	2	2	3	4	4	5	6	7	7	7	8
LUTZ Daniel			1	2	2	3	4	4	5	6	6	6	7	7	7	7	8	9	9
4 SHCHERBAKOV Dmytro			0	0	1	2	2	2	3	4	5	6	7	8	9	9	10	10	10
LUTZ Daniel			1	2	2	2	3	4	4	4	4	4	4	4	4	5	5	6	7
5 SHCHERBAKOV Dmytro			1	2	3	4	5	5	6	7	8	9	9	10	11				
LUTZ Daniel			0	0	0	0	0	1	1	1	1	1	2	2	2				

Legend:

MS Men's Singles



Match Report

CROUIN Victor (FRA) 3 - 0 WILHELMI Yannick (SUI)

Match Summary		Match	Game 1	Game 2	Game 3	Game 4	Game 5
CROUIN Victor	FRA	3	11	11	11		
WILHELMI Yannick	SUI	0	9	9	2		
Duration		42min	14min	18min	11min		

Match Number: MS24 Court: 1
Referees: SELVARAJ Kellvintra (MAS)

Game Progress

1 CROUIN Victor			1	1	2	3	4	4	4	4	5	6	6	6	7	8	8	9	10	10	10	11
WILHELMI Yannick			0	1	1	1	1	2	3	4	4	4	5	6	6	6	7	7	7	8	9	9
2 CROUIN Victor			1	2	2	2	3	3	3	4	5	5	5	5	6	6	7	8	9	10	10	11
WILHELMI Yannick			0	0	1	2	2	3	4	4	4	5	6	7	7	8	8	8	8	8	9	9
3 CROUIN Victor			1	2	2	3	4	5	6	7	8	8	9	10	11							
WILHELMI Yannick			0	0	1	1	1	1	1	1	1	1	2	2	2	2						

Legend:
MS Men's Singles



Match Report

LAU Tsz Kwan (HKG) 0 - 3 RODRIGUEZ Miguel (COL)

Match Summary		Match	Game 1	Game 2	Game 3	Game 4	Game 5
LAU Tsz Kwan	HKG	0	7	8	3		
RODRIGUEZ Miguel	COL	3	11	11	11		
Duration		43min	15min	20min	9min		

Match Number: MS25 Court: 1

Referees: SAUNDERS Simon (FRA)

Game Progress

1 LAU Tsz Kwan			0	0	0	0	0	1	2	2	2	3	4	5	5	6	7	7	7	7	
RODRIGUEZ Miguel			1	2	3	4	5	5	5	6	7	7	7	7	8	8	8	9	10	11	
2 LAU Tsz Kwan			0	1	1	1	1	1	2	3	4	5	5	5	6	7	7	7	8	8	8
RODRIGUEZ Miguel			1	1	2	3	4	5	5	5	5	5	6	7	7	7	8	9	9	10	11
3 LAU Tsz Kwan			0	0	0	1	1	2	2	2	2	2	3	3	3	3					
RODRIGUEZ Miguel			1	2	3	3	4	4	5	6	7	8	8	9	10	11					

Legend:

MS Men's Singles



Match Report

BYRTUS Viktor (CZE) 0 - 3 FARKAS Balazs (HUN)

Match Summary		Match	Game 1	Game 2	Game 3	Game 4	Game 5
BYRTUS Viktor	CZE	0	8	6	8		
FARKAS Balazs	HUN	3	11	11	11		
Duration		43min	12min	16min	17min		

Match Number: MS26 Court: 1

Referees: RISSETTO Joaquim (FRA)

Game Progress

1	BYRTUS Viktor			0	1	1	1	2	3	3	3	4	4	5	6	6	6	6	7	8	8	8
	FARKAS Balazs			1	1	2	3	3	3	4	5	5	6	6	6	7	8	9	9	9	10	11
2	BYRTUS Viktor			0	1	2	2	3	4	4	4	5	5	5	5	5	5	5	6	6		
	FARKAS Balazs			1	1	1	2	2	2	3	4	4	5	6	7	8	9	10	10	11		
3	BYRTUS Viktor			1	1	1	1	1	1	2	2	3	4	4	5	5	5	6	6	7	8	8
	FARKAS Balazs			0	1	2	3	4	5	5	6	6	6	7	7	8	9	9	10	10	10	11

Legend:

MS Men's Singles



Match Report

LEUNG Henry (HKG) 0 - 3 STEINMANN Dimitri (SUI)

Match Summary		Match	Game 1	Game 2	Game 3	Game 4	Game 5
LEUNG Henry	HKG	0	5	6	6		
STEINMANN Dimitri	SUI	3	11	11	11		
Duration		32min	9min	13min	11min		

Match Number: MS27 Court: 1
Referees: SELVARAJ Kellvintra (MAS)

Game Progress

1 LEUNG Henry			1	2	3	3	3	3	3	3	3	3	4	5	5	5	5	5
STEINMANN Dimitri			0	0	0	1	2	3	4	5	6	7	7	7	8	9	10	11
2 LEUNG Henry			1	1	1	1	2	3	3	3	3	3	3	4	5	6	6	6
STEINMANN Dimitri			0	1	2	3	3	3	4	5	6	7	8	9	9	9	9	10
3 LEUNG Henry			1	2	2	3	3	3	3	3	4	4	4	4	5	5	6	6
STEINMANN Dimitri			0	0	1	1	2	3	4	5	5	6	7	8	8	9	9	10

Legend:
MS Men's Singles



Match Report

TSUKUE Ryunosuke (JPN)

3 - 0

ENRIQUEZ FRANCO Junior Alejandro (GUA)

Match Summary

		Match	Game 1	Game 2	Game 3	Game 4	Game 5
TSUKUE Ryunosuke	JPN	3	11	11	11		
ENRIQUEZ FRANCO Junior Alejandro	GUA	0	9	6	8		
	Duration	39min	14min	13min	13min		

Match Number: MS46 Court: 3

Referees: MOKHTARI Mehdi (IRI)

Game Progress

1	TSUKUE Ryunosuke			0	1	2	2	3	4	4	4	5	5	5	6	6	7	8	9	9	10	10	11
	ENRIQUEZ FRANCO JA			1	1	1	2	2	2	3	4	4	5	6	6	7	7	7	7	8	8	9	9
2	TSUKUE Ryunosuke			0	1	2	2	2	3	3	3	4	4	5	6	7	8	9	10	11			
	ENRIQUEZ FRANCO JA			1	1	1	2	3	3	4	5	5	6	6	6	6	6	6	6	6			
3	TSUKUE Ryunosuke			0	0	0	1	2	3	3	4	4	5	5	6	7	8	9	9	9	10	11	
	ENRIQUEZ FRANCO JA			1	2	3	3	3	3	4	4	5	5	6	6	6	6	6	7	8	8	8	

Legend:

MS Men's Singles



Match Report

NASSER Mohamed (EGY)

(WO)

ZAMAN Noor (PAK)

Match Number: MS47 **Court:** 4

Referees: MCNAUGHT Nicky (NZL)

Legend:

MS Men's Singles **WO** Walkover

Timing and Results provided by Tissot

SQUMSINGLES-----QF9-000200--_73 v1.0

Report Created SUN 10 AUG 2025 18:56

Page 1/1



Match Report

VAN NIEKERK Dewald (RSA)

3 - 1

ENRIQUEZ FRANCO Edwin Josue (GUA)

Match Summary

		Match	Game 1	Game 2	Game 3	Game 4	Game 5
VAN NIEKERK Dewald	RSA	3	11	11	8	11	
ENRIQUEZ FRANCO Edwin Josue	GUA	1	7	8	11	6	
	Duration	62min	14min	15min	22min	11min	

Match Number: MS48 Court: 3

Referees: SAUNDERS Simon (FRA)

Game Progress

1	VAN NIEKERK Dewald			1	1	2	2	3	4	5	6	7	7	7	8	9	9	10	10	10	11	
	ENRIQUEZ FRANCO EJ			0	1	1	2	2	2	2	2	2	3	4	4	4	5	5	6	7	7	
2	VAN NIEKERK Dewald			0	1	2	2	3	4	5	5	6	6	6	7	8	8	9	9	10	10	11
	ENRIQUEZ FRANCO EJ			1	1	1	2	2	2	2	3	3	4	5	5	5	6	6	7	7	8	8
3	VAN NIEKERK Dewald			0	0	0	0	1	2	2	2	3	3	4	5	6	6	7	7	7	8	8
	ENRIQUEZ FRANCO EJ			1	2	3	4	4	4	5	6	6	7	7	7	8	8	9	10	10	11	
4	VAN NIEKERK Dewald			1	2	3	4	5	5	6	7	7	7	8	9	10	10	10	10	11		
	ENRIQUEZ FRANCO EJ			0	0	0	0	0	1	1	1	2	3	3	3	3	4	5	6	6		

Legend:

MS Men's Singles



Match Report

MEKHALFI Toufik (FRA) 0 - 3 WHITE Joseph (AUS)

Match Summary		Match	Game 1	Game 2	Game 3	Game 4	Game 5
MEKHALFI Toufik	FRA	0	8	7	5		
WHITE Joseph	AUS	3	11	11	11		
Duration		35min	13min	10min	13min		

Match Number: MS49 Court: 4

Referees: MORE Rohit (IND)

Game Progress

1 MEKHALFI Toufik			0	0	0	1	2	3	4	5	5	6	7	7	8	8	8	8	8	8	
WHITE Joseph			1	2	3	3	3	3	3	3	4	4	4	5	5	6	7	8	9	10	11
2 MEKHALFI Toufik			0	1	2	2	3	3	4	4	5	5	5	5	5	5	5	6	7	7	
WHITE Joseph			1	1	1	2	2	3	3	4	4	5	6	7	8	9	10	10	10	11	
3 MEKHALFI Toufik			0	0	0	1	2	3	3	3	4	4	4	5	5	5	5	5			
WHITE Joseph			1	2	3	3	3	3	4	5	5	6	7	7	8	9	10	11			

Legend:

MS Men's Singles



Match Report

KEGEL Martin (CRO) 1 - 3 SOLNICKY Jakub (CZE)

Match Summary		Match	Game 1	Game 2	Game 3	Game 4	Game 5
KEGEL Martin	CRO	1	5	5	11	4	
SOLNICKY Jakub	CZE	3	11	11	5	11	
Duration		49min	11min	11min	13min	15min	

Match Number: MS39 Court: 3

Referees: RISSETTO Joaquim (FRA)

Game Progress

1 KEGEL Martin			0	1	1	1	2	2	2	2	3	3	3	4	4	5	5
SOLNICKY Jakub			1	1	2	3	3	4	5	6	7	7	8	9	9	10	11
2 KEGEL Martin			1	1	1	1	1	1	2	3	3	3	4	5	5	5	5
SOLNICKY Jakub			0	1	2	3	4	5	5	5	6	7	7	7	8	9	10
3 KEGEL Martin			1	2	3	3	4	5	5	6	6	7	7	8	9	9	10
SOLNICKY Jakub			0	0	0	1	1	1	2	2	3	3	4	4	4	5	5
4 KEGEL Martin			0	0	1	1	1	1	2	2	3	3	4	4	4	4	4
SOLNICKY Jakub			1	2	2	3	4	5	6	6	7	7	8	8	9	10	11

Legend:

MS Men's Singles



Match Report

ADEGOKE Onaopemipo (NGR) 3 - 0 ZHANG Guanyu (CHN)

Match Summary		Match	Game 1	Game 2	Game 3	Game 4	Game 5
ADEGOKE Onaopemipo	NGR	3	11	11	11		
ZHANG Guanyu	CHN	0	4	7	7		
Duration		26min	6min	10min	11min		

Match Number: MS40 Court: 4

Referees: RISSETTO Joaquim (FRA)

Game Progress

1 ADEGOKE Onaopemipo			1	1	2	3	4	5	5	5	6	6	7	8	9	10	11
ZHANG Guanyu			0	1	1	1	1	1	2	3	3	4	4	4	4	4	4
2 ADEGOKE Onaopemipo			1	2	2	2	3	3	4	5	5	6	6	7	7	8	9
ZHANG Guanyu			0	0	1	2	2	3	3	3	4	4	5	5	6	6	6
3 ADEGOKE Onaopemipo			1	1	2	3	3	4	5	5	5	6	7	8	8	9	10
ZHANG Guanyu			0	1	1	1	2	2	2	3	4	4	4	4	5	5	5

Legend:

MS Men's Singles



Match Report

KANDRA Raphael (GER) 1 - 3 PALOMINO GAEANO Ronald (COL)

Match Summary		Match	Game 1	Game 2	Game 3	Game 4	Game 5
KANDRA Raphael	GER	1	8	2	11	8	
PALOMINO GAEANO Ronald	COL	3	11	11	5	11	
Duration		39min	10min	8min	10min	11min	

Match Number: MS41 Court: 3

Referees: SELVARAJ Kellvintra (MAS)

Game Progress

1	KANDRA Raphael			1	1	2	2	2	2	2	2	2	3	3	4	5	6	6	7	8	8	8
	PALOMINO GAEANO Ronald			0	1	1	2	3	4	5	6	7	7	8	8	8	8	9	9	9	10	11
2	KANDRA Raphael			0	0	0	0	0	0	1	1	1	1	2	2	2						
	PALOMINO GAEANO Ronald			1	2	3	4	5	6	6	7	8	9	9	10	11						
3	KANDRA Raphael			1	2	2	3	4	4	4	5	6	7	7	8	9	9	10	11			
	PALOMINO GAEANO Ronald			0	0	1	1	1	2	3	3	3	3	4	4	4	5	5	5			
4	KANDRA Raphael			1	2	2	3	3	3	3	4	4	5	5	5	5	6	6	6	7	8	8
	PALOMINO GAEANO Ronald			0	0	1	1	2	3	4	4	5	5	6	7	8	8	9	10	10	10	11

Legend:

MS Men's Singles



Match Report

PENA Radu (ROU) 0 - 3 IQBAL Nasir (PAK)

Match Summary		Match	Game 1	Game 2	Game 3	Game 4	Game 5
PENA Radu	ROU	0	3	3	2		
IQBAL Nasir	PAK	3	11	11	11		
Duration		28min	14min	8min	7min		

Match Number: MS42 Court: 4

Referees: RISSETTO Joaquim (FRA)

Game Progress

1	PENA Radu			0	0	0	0	0	0	0	1	1	1	2	2	3	3
	IQBAL Nasir			1	2	3	4	5	6	7	7	8	9	9	10	10	11
2	PENA Radu			0	1	1	1	1	1	1	1	1	2	3	3	3	3
	IQBAL Nasir			1	1	2	3	4	5	6	7	8	8	8	9	10	11
3	PENA Radu			1	1	1	1	1	2	2	2	2	2	2	2	2	2
	IQBAL Nasir			0	1	2	3	4	4	5	6	7	8	9	10	11	

Legend:

MS Men's Singles



Match Report

ZHOU Penglin (CHN) 3 - 0 CHEN Haisong (CHN)

Match Summary		Match	Game 1	Game 2	Game 3	Game 4	Game 5
ZHOU Penglin	CHN	3	11	11	11		
CHEN Haisong	CHN	0	2	2	3		
Duration		16min	5min	5min	7min		

Match Number: MS54 Court: 2

Referees: WANG Lei (CHN)

Game Progress

1	ZHOU Penglin			1	2	2	3	4	5	5	6	7	8	9	10	11	
	CHEN Haisong			0	0	1	1	1	1	2	2	2	2	2	2	2	
2	ZHOU Penglin			1	2	3	4	5	5	5	6	7	8	9	10	11	
	CHEN Haisong			0	0	0	0	0	1	2	2	2	2	2	2	2	
3	ZHOU Penglin			1	2	3	4	5	5	6	7	8	9	10	10	10	11
	CHEN Haisong			0	0	0	0	0	1	1	1	1	1	1	2	3	3

Legend:

MS Men's Singles



Match Report

SHCHERBAKOV Dmytro (UKR) 3 - 0 LI Haizhen (CHN)

Match Summary		Match	Game 1	Game 2	Game 3	Game 4	Game 5
SHCHERBAKOV Dmytro	UKR	3	11	11	11		
LI Haizhen	CHN	0	9	4	5		
Duration		29min	12min	8min	9min		

Match Number: MS55 Court: 2

Referees: MORE Rohit (IND)

Game Progress

1 SHCHERBAKOV Dmytro			1	2	2	2	3	3	3	4	4	4	5	5	5	6	7	7	8	9	10	11
LI Haizhen			0	0	1	2	2	3	4	4	5	6	6	7	8	8	8	9	9	9	9	9
2 SHCHERBAKOV Dmytro			1	2	3	3	4	5	5	6	7	7	8	9	9	10	11					
LI Haizhen			0	0	0	1	1	1	2	2	2	3	3	3	4	4	4					
3 SHCHERBAKOV Dmytro			1	1	1	2	3	4	5	6	6	7	8	8	9	9	10	11				
LI Haizhen			0	1	2	2	2	2	2	2	3	3	3	4	4	5	5	5				

Legend:

MS Men's Singles



Match Report

ZHU Xuanyi (CHN) 0 - 3 LUTZ Daniel (AUT)

Match Summary		Match	Game 1	Game 2	Game 3	Game 4	Game 5
ZHU Xuanyi	CHN	0	1	3	4		
LUTZ Daniel	AUT	3	11	11	11		
Duration		19min	5min	7min	8min		

Match Number: MS56 Court: 2

Referees: UDY Janet (NZL)

Game Progress

1 ZHU Xuanyi			0	0	0	1	1	1	1	1	1	1	1	1
LUTZ Daniel			1	2	3	3	4	5	6	7	8	9	10	11
2 ZHU Xuanyi			0	1	1	1	1	1	1	1	2	3	3	3
LUTZ Daniel			1	1	2	3	4	5	6	7	8	8	8	9
3 ZHU Xuanyi			0	0	1	1	1	1	2	3	3	3	3	3
LUTZ Daniel			1	2	2	3	4	5	5	5	6	7	8	9

Legend:

MS Men's Singles



Match Report

SOLNICKY Jakub (CZE) 3 - 0 KRYSIK Leon (POL)

Match Summary		Match	Game 1	Game 2	Game 3	Game 4	Game 5
SOLNICKY Jakub	CZE	3	11	11	11		
KRYSIK Leon	POL	0	6	4	6		
Duration		26min	10min	8min	9min		

Match Number: MS32 Court: 2

Referees: RISSETTO Joaquim (FRA)

Game Progress

1 SOLNICKY Jakub		1	2	3	4	5	5	6	6	7	8	9	9	9	9	10	10	11
KRYSIK Leon		0	0	0	0	0	1	1	2	2	2	2	3	4	5	5	6	6
2 SOLNICKY Jakub		1	2	2	3	4	5	6	6	7	8	9	10	10	10	10	11	
KRYSIK Leon		0	0	1	1	1	1	1	2	2	2	2	2	3	4	4		
3 SOLNICKY Jakub		1	2	2	3	3	4	5	5	6	7	7	8	8	9	9	10	11
KRYSIK Leon		0	0	1	1	2	2	2	3	3	3	4	4	5	5	6	6	6

Legend:

MS Men's Singles



Match Report

ADEGOKE Onaopemipo (NGR) 3 - 0 ZHOU Penglin (CHN)

Match Summary		Match	Game 1	Game 2	Game 3	Game 4	Game 5
ADEGOKE Onaopemipo	NGR	3	11	11	11		
ZHOU Penglin	CHN	0	2	9	5		
Duration		27min	6min	13min	8min		

Match Number: MS33 Court: 3

Referees: UDY Janet (NZL)

Game Progress

1	ADEGOKE Onaopemipo			1	2	3	4	5	5	5	6	7	8	9	10	11							
	ZHOU Penglin			0	0	0	0	0	1	2	2	2	2	2	2	2							
2	ADEGOKE Onaopemipo			0	1	1	2	2	2	3	4	5	6	7	8	8	8	9	9	9	10	10	11
	ZHOU Penglin			1	1	2	2	3	4	4	4	4	4	4	4	5	6	6	7	8	8	9	9
3	ADEGOKE Onaopemipo			1	1	1	2	3	4	5	6	7	7	7	8	9	9	10	11				
	ZHOU Penglin			0	1	2	2	2	2	2	2	2	3	4	4	4	5	5	5				

Legend:

MS Men's Singles



Match Report

CHEN Haisong (CHN) 0 - 3 ZHANG Guanyu (CHN)

Match Summary		Match	Game 1	Game 2	Game 3	Game 4	Game 5
CHEN Haisong	CHN	0	4	4	4		
ZHANG Guanyu	CHN	3	11	11	11		
Duration		24min	6min	9min	9min		

Match Number: MS34 Court: 4

Referees: MORE Rohit (IND)

Game Progress

1	CHEN Haisong			0	1	2	3	3	3	4	4	4	4	4	4	4	4	
	ZHANG Guanyu			1	1	1	1	2	3	3	4	5	6	7	8	9	10	11
2	CHEN Haisong			0	0	1	1	1	1	1	2	3	4	4	4	4	4	4
	ZHANG Guanyu			1	2	2	3	4	5	6	6	6	6	7	8	9	10	11
3	CHEN Haisong			1	1	2	2	2	2	2	2	3	3	4	4	4	4	4
	ZHANG Guanyu			0	1	1	2	3	4	5	6	7	7	8	8	9	10	11

Legend:

MS Men's Singles



Match Report

KANDRA Raphael (GER) 3 - 0 SHCHERBAKOV Dmytro (UKR)

Match Summary		Match	Game 1	Game 2	Game 3	Game 4	Game 5
KANDRA Raphael	GER	3	11	11	11		
SHCHERBAKOV Dmytro	UKR	0	9	6	9		
Duration		27min	10min	8min	10min		

Match Number: MS38 Court: 4

Referees: WANG Lei (CHN)

Game Progress

1 KANDRA Raphael		1	1	1	1	1	2	3	4	5	5	5	5	5	6	6	7	8	9	10	11
SHCHERBAKOV Dmytro		0	1	2	3	4	4	4	4	4	5	6	7	8	8	9	9	9	9	9	9
2 KANDRA Raphael		1	2	2	3	3	3	4	4	5	6	6	7	8	8	9	10	11			
SHCHERBAKOV Dmytro		0	0	1	1	2	3	3	4	4	4	5	5	5	6	6	6	6			
3 KANDRA Raphael		0	1	2	3	4	4	5	5	5	5	6	6	7	8	8	8	9	9	10	11
SHCHERBAKOV Dmytro		1	1	1	1	1	2	2	3	4	5	5	6	6	6	7	8	8	9	9	9

Legend:

MS Men's Singles



Match Report

PALOMINO GAEANO Ronald (COL) 3 - 0 LI Haizhen (CHN)

Match Summary		Match	Game 1	Game 2	Game 3	Game 4	Game 5
PALOMINO GAEANO Ronald	COL	3	11	11	11		
LI Haizhen	CHN	0	4	5	5		
Duration		23min	7min	1min	8min		

Match Number: MS37 Court: 3

Referees: MCNAUGHT Nicky (NZL)

Game Progress

1	PALOMINO GAEANO Ronald		1	2	3	4	5	5	5	6	7	8	8	9	9	10	11
	LI Haizhen		0	0	0	0	0	1	2	2	2	2	3	3	4	4	4
2	PALOMINO GAEANO Ronald		1	1	2	3	4	5	6	6	7	8	9	9	10	10	10
	LI Haizhen		0	1	1	1	1	1	1	2	2	2	2	3	3	4	4
3	PALOMINO GAEANO Ronald		1	2	3	3	3	3	4	5	6	7	7	8	8	9	10
	LI Haizhen		0	0	0	1	2	3	3	3	3	3	4	4	5	5	5

Legend:

MS Men's Singles



Match Report

ZHU Xuanyi (CHN) 0 - 3 PENA Radu (ROU)

Match Summary		Match	Game 1	Game 2	Game 3	Game 4	Game 5
ZHU Xuanyi	CHN	0	10	4	4		
PENA Radu	ROU	3	12	11	11		
Duration		26min	9min	8min	11min		

Match Number: MS36 Court: 2

Referees: MOKHTARI Mehdi (IRI)

Game Progress

1 ZHU Xuanyi			0	0	1	1	2	3	3	4	4	5	6	7	8	8	8	9	9	9	10	10	10	10
PENA Radu			1	2	2	3	3	3	4	4	5	5	5	5	5	6	7	7	8	9	9	10	11	12
2 ZHU Xuanyi			1	1	2	2	2	2	2	3	3	3	3	3	4	4	4							
PENA Radu			0	1	1	2	3	4	5	5	6	7	8	9	9	10	11							
3 ZHU Xuanyi			0	0	1	1	1	1	1	2	3	3	3	3	4	4	4							
PENA Radu			1	2	2	3	4	5	6	6	6	7	8	9	9	10	11							

Legend:

MS Men's Singles



REVISED
9 AUG 15:50

Match Report

LUTZ Daniel (AUT) 0 - 3 IQBAL Nasir (PAK)

Match Summary		Match	Game 1	Game 2	Game 3	Game 4	Game 5
LUTZ Daniel	AUT	0	7	4	8		
IQBAL Nasir	PAK	3	11	11	11		
Duration		29min	8min	8min	13min		

Match Number: MS35 Court: 1

Referees: RISSETTO Joaquim (FRA)

Game Progress

1	LUTZ Daniel			0	0	0	1	1	1	2	3	3	3	4	5	5	5	6	7	7	7
	IQBAL Nasir			1	2	3	3	4	5	5	5	6	7	7	7	8	9	9	9	10	11
2	LUTZ Daniel			1	2	2	2	2	2	2	2	2	2	2	2	3	4	4			
	IQBAL Nasir			0	0	1	2	3	4	5	6	7	8	9	10	10	10	11			
3	LUTZ Daniel			1	2	2	2	3	4	5	5	5	5	6	7	7	8	8	8	8	8
	IQBAL Nasir			0	0	1	2	2	2	2	3	4	5	5	5	6	6	7	8	9	10

Legend:

MS Men's Singles

REVISED

Referee information has been updated.

Timing and Results provided by Tissot

SQUMSINGLES-----8F17000800--_73 v2.0

Report Created SAT 9 AUG 2025 15:50

Page 1/1



Match Report

CROUIN Victor (FRA) 3 - 1 TSUKUE Ryunosuke (JPN)

Match Summary		Match	Game 1	Game 2	Game 3	Game 4	Game 5
CROUIN Victor	FRA	3	11	11	8	12	
TSUKUE Ryunosuke	JPN	1	5	5	11	10	
Duration		53min	9min	12min	15min	17min	

Match Number: MS16 Court: 1
Referees: SELVARAJ Kellvintra (MAS)

Game Progress

1 CROUIN Victor			1	1	2	3	3	4	4	4	4	5	6	7	8	9	10	11
TSUKUE Ryunosuke			0	1	1	1	2	2	3	4	5	5	5	5	5	5	5	5
2 CROUIN Victor			1	2	3	3	4	5	5	5	6	7	8	9	9	9	10	11
TSUKUE Ryunosuke			0	0	0	1	1	1	2	3	3	3	3	3	4	5	5	5
3 CROUIN Victor			1	2	3	4	4	5	5	5	5	5	5	6	7	7	7	8
TSUKUE Ryunosuke			0	0	0	0	1	1	2	3	4	5	6	7	7	8	9	10
4 CROUIN Victor			0	0	0	1	2	2	3	3	4	5	5	5	6	6	7	8
TSUKUE Ryunosuke			1	2	3	3	3	4	4	5	5	5	6	7	7	8	8	9

Legend:
MS Men's Singles



Match Report

ENRIQUEZ FRANCO Junior Alejandro (GUA)

1 - 3

WILHELMI Yannick (SUI)

Match Summary		Match	Game 1	Game 2	Game 3	Game 4	Game 5
ENRIQUEZ FRANCO Junior Alejandro	GUA	1	11	9	3	6	
WILHELMI Yannick	SUI	3	8	11	11	11	
Duration		52min	13min	21min	26min	12min	

Match Number: MS17 Court: 2

Referees: MOKHTARI Mehdi (IRI)

Game Progress

1	ENRIQUEZ FRANCO JA			0	1	2	3	3	4	4	5	5	5	5	6	6	6	7	8	9	10	11
	WILHELMI Yannick			1	1	1	1	2	2	3	3	4	5	6	6	7	8	8	8	8	8	8
2	ENRIQUEZ FRANCO JA			1	1	1	2	3	4	5	6	6	6	6	7	7	7	8	8	9	9	9
	WILHELMI Yannick			0	1	2	2	2	2	2	3	4	5	5	6	7	7	8	8	9	10	11
3	ENRIQUEZ FRANCO JA			0	0	1	2	2	2	2	2	2	3	3	3	3	3					
	WILHELMI Yannick			1	2	2	2	3	4	5	6	7	7	8	9	10	11					
4	ENRIQUEZ FRANCO JA			0	0	0	0	0	1	2	3	3	4	4	4	4	4	5	6	6		
	WILHELMI Yannick			1	2	3	4	5	5	5	5	6	6	7	8	9	10	10	10	11		

Legend:

MS Men's Singles



Match Report

LAU Tsz Kwan (HKG) 3 - 0 NASSER Mohamed (EGY)

Match Summary		Match	Game 1	Game 2	Game 3	Game 4	Game 5
LAU Tsz Kwan	HKG	3	11	11	11		
NASSER Mohamed	EGY	0	7	4	3		
Duration		42min	17min	11min	14min		

Match Number: MS18 Court: 3

Referees: RISSETTO Joaquim (FRA)

Game Progress

1 LAU Tsz Kwan			0	0	1	2	3	4	5	5	5	6	6	7	7	7	8	9	10	11
NASSER Mohamed			1	2	2	2	2	2	2	3	4	4	5	5	6	7	7	7	7	7
2 LAU Tsz Kwan			1	2	2	2	3	4	5	5	6	7	7	8	9	10	11			
NASSER Mohamed			0	0	1	2	2	2	2	3	3	3	4	4	4	4	4			
3 LAU Tsz Kwan			1	2	3	4	5	5	6	7	7	8	9	9	10	11				
NASSER Mohamed			0	0	0	0	0	1	1	1	2	2	2	3	3	3				

Legend:

MS Men's Singles



Match Report

ZAMAN Noor (PAK) 2 - 3 RODRIGUEZ Miguel (COL)

Match Summary		Match	Game 1	Game 2	Game 3	Game 4	Game 5
ZAMAN Noor	PAK	2	11	7	9	13	6
RODRIGUEZ Miguel	COL	3	2	11	11	11	11
Duration		73min	6min	12min	21min	19min	16min

Match Number: MS19 Court: 4

Referees: SAUNDERS Simon (FRA)

Game Progress

1	ZAMAN Noor				1	1	2	3	4	5	6	7	8	9	9	10	11											
	RODRIGUEZ Miguel				0	1	1	1	1	1	1	1	1	1	2	2	2											
2	ZAMAN Noor				0	1	1	2	3	4	4	5	5	5	5	5	5	5	6	7	7							
	RODRIGUEZ Miguel				1	1	2	2	2	2	3	3	4	5	6	7	8	9	10	10	10	11						
3	ZAMAN Noor				0	1	1	2	3	3	3	3	4	5	6	7	7	7	8	9	9	9	9	9				
	RODRIGUEZ Miguel				1	1	2	2	2	3	4	5	5	5	5	5	6	7	7	7	8	9	10	11				
4	ZAMAN Noor				0	0	1	1	1	2	3	3	3	3	3	4	5	6	7	8	9	9	9	10	11	11	12	13
	RODRIGUEZ Miguel				1	2	2	3	4	4	4	5	6	7	8	8	8	8	8	8	8	9	10	10	10	11	11	11
5	ZAMAN Noor				0	0	0	0	1	2	3	3	4	5	5	5	5	5	5	6	6							
	RODRIGUEZ Miguel				1	2	3	4	4	4	4	5	5	5	6	7	8	9	10	10	11							

Legend:

MS Men's Singles



Match Report

BYRTUS Viktor (CZE) 3 - 1 VAN NIEKERK Dewald (RSA)

Match Summary		Match	Game 1	Game 2	Game 3	Game 4	Game 5
BYRTUS Viktor	CZE	3	11	9	11	11	
VAN NIEKERK Dewald	RSA	1	8	11	7	4	
Duration		54min	17min	16min	13min	9min	

Match Number: MS23 Court: 4

Referees: SAUNDERS Simon (FRA)

Game Progress

1 BYRTUS Viktor			0	0	1	2	3	3	3	4	5	6	6	6	6	7	8	8	9	10	11
VAN NIEKERK Dewald			1	2	2	2	2	3	4	4	4	4	5	6	7	7	7	8	8	8	8
2 BYRTUS Viktor			0	1	2	2	3	4	4	5	6	6	7	7	7	8	9	9	9	9	9
VAN NIEKERK Dewald			1	1	1	2	2	2	3	3	3	4	4	5	6	6	6	7	8	9	10
3 BYRTUS Viktor			1	1	1	1	1	2	3	4	5	5	5	6	7	7	8	9	10	11	
VAN NIEKERK Dewald			0	1	2	3	4	4	4	4	4	5	6	6	6	7	7	7	7	7	
4 BYRTUS Viktor			1	2	2	3	4	4	4	5	6	7	8	9	10	10	11				
VAN NIEKERK Dewald			0	0	1	1	1	2	3	3	3	3	3	3	3	3	4	4			

Legend:

MS Men's Singles



Match Report

ENRIQUEZ FRANCO Edwin Josue (GUA) 0 - 3 FARKAS Balazs (HUN)

Match Summary		Match	Game 1	Game 2	Game 3	Game 4	Game 5
ENRIQUEZ FRANCO Edwin Josue	GUA	0	4	5	5		
FARKAS Balazs	HUN	3	11	11	11		
Duration		26min	8min	9min	11min		

Match Number: MS22 Court: 3

Referees: MCNAUGHT Nicky (NZL)

Game Progress

1	ENRIQUEZ FRANCO EJ			1	2	2	3	3	3	3	3	3	4	4	4	4	4	4	4
	FARKAS Balazs			0	0	1	1	2	3	4	5	5	6	7	8	9	10	11	
2	ENRIQUEZ FRANCO EJ			0	0	1	1	1	2	3	3	4	4	4	4	5	5	5	5
	FARKAS Balazs			1	2	2	3	4	4	4	5	5	6	7	8	8	9	10	11
3	ENRIQUEZ FRANCO EJ			1	1	2	3	3	3	3	3	3	4	4	4	4	4	5	5
	FARKAS Balazs			0	1	1	1	2	3	4	5	6	6	7	8	9	10	10	11

Legend:

MS Men's Singles



Match Report

LEUNG Henry (HKG) 3 - 1 MEKHALFI Toufik (FRA)

Match Summary		Match	Game 1	Game 2	Game 3	Game 4	Game 5
LEUNG Henry	HKG	3	12	11	5	11	
MEKHALFI Toufik	FRA	1	10	9	11	2	
Duration		55min	21min	14min	11min	9min	

Match Number: MS21 Court: 2

Referees: MORE Rohit (IND)

Game Progress

1 LEUNG Henry			1	1	1	1	2	3	4	5	6	7	8	9	9	9	9	9	9	10	11	12
MEKHALFI Toufik			0	1	2	3	3	3	3	3	3	3	3	3	4	5	6	7	8	9	10	10
2 LEUNG Henry			0	1	2	3	4	5	5	5	6	7	8	8	8	9	9	9	10	10	10	11
MEKHALFI Toufik			1	1	1	1	1	1	2	3	3	3	3	4	5	5	6	7	7	8	9	9
3 LEUNG Henry			1	1	1	2	3	3	3	4	4	5	5	5	5	5	5	5	5	5	5	5
MEKHALFI Toufik			0	1	2	2	2	3	4	4	5	5	6	7	8	9	10	11				
4 LEUNG Henry			1	2	3	3	4	5	6	7	7	8	9	10	11							
MEKHALFI Toufik			0	0	0	1	1	1	1	1	2	2	2	2	2							

Legend:

MS Men's Singles



Match Report

WHITE Joseph (AUS)

2 - 3

STEINMANN Dimitri (SUI)

Match Summary		Match	Game 1	Game 2	Game 3	Game 4	Game 5
WHITE Joseph	AUS	2	11	7	11	6	7
STEINMANN Dimitri	SUI	3	9	11	5	11	11
Duration		67min	13min	15min	10min	15min	16min

Match Number: MS20 Court: 1

Referees: UDY Janet (NZL)

Game Progress

1	WHITE Joseph			0	0	1	1	1	2	2	2	3	4	5	6	6	6	7	8	9	10	10	11
	STEINMANN Dimitri			1	2	2	3	4	4	5	6	6	6	6	6	7	8	8	8	8	8	9	9
2	WHITE Joseph			1	1	1	1	2	3	4	4	4	5	6	6	7	7	7	7	7	7	7	7
	STEINMANN Dimitri			0	1	2	3	3	3	3	4	5	5	5	6	6	7	8	9	10	11		
3	WHITE Joseph			0	0	1	1	1	2	3	4	4	5	6	7	8	9	10	11				
	STEINMANN Dimitri			1	2	2	3	4	4	4	4	5	5	5	5	5	5	5	5	5			
4	WHITE Joseph			0	1	1	1	2	2	2	2	2	3	3	4	4	5	5	6	6			
	STEINMANN Dimitri			1	1	2	3	3	4	5	6	7	7	8	8	9	9	10	10	11			
5	WHITE Joseph			1	1	1	1	2	3	4	4	4	4	4	4	4	5	5	6	7	7		
	STEINMANN Dimitri			0	1	2	3	3	3	3	4	5	6	7	8	9	9	10	10	10	11		

Legend:

MS Men's Singles



Match Report

KEGEL Martin (CRO) 0 - 3 TSUKUE Ryunosuke (JPN)

Match Summary		Match	Game 1	Game 2	Game 3	Game 4	Game 5
KEGEL Martin	CRO	0	4	7	4		
TSUKUE Ryunosuke	JPN	3	11	11	11		
Duration		32min	9min	11min	12min		

Match Number: MS01 Court: 2
Referees: RISSETTO Joaquim (FRA)

Game Progress

1	KEGEL Martin			0	0	1	1	2	2	2	2	3	3	4	4	4	4			
	TSUKUE Ryunosuke			1	2	2	3	3	4	5	6	7	7	8	8	9	10	11		
2	KEGEL Martin			0	1	1	1	2	3	3	3	3	4	5	5	5	5	6	7	7
	TSUKUE Ryunosuke			1	1	2	3	3	3	4	5	6	6	6	7	8	9	10	10	11
3	KEGEL Martin			0	0	0	0	1	2	2	2	3	4	4	4	4	4	4		
	TSUKUE Ryunosuke			1	2	3	4	4	4	5	6	6	6	7	8	9	10	11		

Legend:

MS Men's Singles



Match Report

ENRIQUEZ FRANCO Junior Alejandro (GUA)

3 - 2

SOLNICKY Jakub (CZE)

Match Summary		Match	Game 1	Game 2	Game 3	Game 4	Game 5
ENRIQUEZ FRANCO Junior Alejandro	GUA	3	10	5	11	11	11
SOLNICKY Jakub	CZE	2	12	11	4	9	6
Duration		77min	21min	10min	13min	20min	14min

Match Number: MS02 Court: 3

Referees: SAUNDERS Simon (FRA)

Game Progress

1	ENRIQUEZ FRANCO JA			0	0	1	1	2	3	3	4	4	4	4	5	5	6	7	7	8	9	10	10	10
	SOLNICKY Jakub			1	2	2	3	3	3	4	4	5	6	7	8	8	9	9	9	10	10	10	11	12
2	ENRIQUEZ FRANCO JA			0	0	1	1	1	1	2	2	2	2	3	3	3	4	5	5					
	SOLNICKY Jakub			1	2	2	3	4	5	5	6	7	8	8	9	10	10	10	11					
3	ENRIQUEZ FRANCO JA			1	2	2	2	3	4	5	6	7	8	9	9	9	10	11						
	SOLNICKY Jakub			0	0	1	2	2	2	2	2	2	2	3	4	4	4							
4	ENRIQUEZ FRANCO JA			0	1	1	2	3	4	5	5	6	6	6	7	7	8	8	8	9	9	10	11	
	SOLNICKY Jakub			1	1	2	2	2	2	3	3	4	5	5	6	6	7	8	8	9	9	9	9	
5	ENRIQUEZ FRANCO JA			1	2	2	2	3	4	4	4	5	6	7	7	8	9	9	10	11				
	SOLNICKY Jakub			0	0	1	2	2	2	3	4	4	4	4	5	5	5	6	6	6				

Legend:

MS Men's Singles



Match Report

KRYSIAK Leon (POL) 1 - 3 WILHELMI Yannick (SUI)

Match Summary		Match	Game 1	Game 2	Game 3	Game 4	Game 5
KRYSIAK Leon	POL	1	11	6	9	5	
WILHELMI Yannick	SUI	3	7	11	11	11	
Duration		42min	1min	8min	14min	8min	

Match Number: MS03 Court: 4
Referees: SELVARAJ Kellvintra (MAS)

Game Progress

1 KRYSIAK Leon		1	1	2	2	3	4	4	4	5	6	7	8	8	8	9	9	10	10	11
WILHELMI Yannick		0	1	1	2	2	2	3	4	4	4	4	4	5	6	6	7	7	7	7
2 KRYSIAK Leon		1	1	1	1	1	2	3	3	3	3	3	3	4	5	6	6	6		
WILHELMI Yannick		0	1	2	3	4	4	4	5	6	7	8	9	9	9	9	10	11		
3 KRYSIAK Leon		1	1	2	2	3	3	4	5	5	5	5	5	6	7	8	9	9	9	9
WILHELMI Yannick		0	1	1	2	2	3	3	3	4	5	6	7	7	7	7	7	8	9	10
4 KRYSIAK Leon		1	2	2	3	3	3	3	3	4	4	4	4	5	5	5	5			
WILHELMI Yannick		0	0	1	1	2	3	4	5	5	6	7	8	8	9	10	11			

Legend:

MS Men's Singles



Match Report

LAU Tsz Kwan (HKG) 3 - 1 ADEGOKE Onaopemipo (NGR)

Match Summary		Match	Game 1	Game 2	Game 3	Game 4	Game 5
LAU Tsz Kwan	HKG	3	11	5	11	15	
ADEGOKE Onaopemipo	NGR	1	4	11	7	13	
Duration		52min	10min	11min	13min	20min	

Match Number: MS07 Court: 4

Referees: MCNAUGHT Nicky (NZL)

Game Progress

1 LAU Tsz Kwan		1	2	2	3	4	5	6	7	7	8	8	9	9	10	11
ADEGOKE Onaopemipo		0	0	1	1	1	1	1	1	2	2	3	3	4	4	4
2 LAU Tsz Kwan		0	0	0	1	1	1	1	1	2	2	2	3	3	4	5
ADEGOKE Onaopemipo		1	2	3	3	4	5	6	7	7	8	9	9	10	10	11
3 LAU Tsz Kwan		1	2	3	4	4	4	4	5	6	7	8	8	9	9	10
ADEGOKE Onaopemipo		0	0	0	0	1	2	3	4	4	4	4	5	5	6	7
4 LAU Tsz Kwan		1	1	1	1	1	1	2	3	3	4	4	5	6	7	7
ADEGOKE Onaopemipo		0	1	2	3	4	5	5	5	6	6	7	7	7	8	9

Legend:

MS Men's Singles



Match Report

ZHOU Penglin (CHN) 0 - 3 NASSER Mohamed (EGY)

Match Summary		Match	Game 1	Game 2	Game 3	Game 4	Game 5
ZHOU Penglin	CHN	0	9	1	5		
NASSER Mohamed	EGY	3	11	11	11		
Duration		26min	10min	8min	9min		

Match Number: MS06 Court: 3
Referees: SAUNDERS Simon (FRA)

Game Progress

1	ZHOU Penglin			1	2	3	3	3	3	4	5	5	5	5	5	5	6	7	7	8	9	9	9
	NASSER Mohamed			0	0	0	1	2	3	3	3	4	5	6	7	8	8	8	9	9	9	10	11
2	ZHOU Penglin			0	0	1	1	1	1	1	1	1	1	1	1	1							
	NASSER Mohamed			1	2	2	3	4	5	6	7	8	9	10	11								
3	ZHOU Penglin			0	0	0	0	1	2	2	3	3	4	4	4	4	5	5	5				
	NASSER Mohamed			1	2	3	4	4	4	5	5	6	6	7	8	9	9	10	11				

Legend:

MS Men's Singles



Match Report

ZAMAN Noor (PAK) 3 - 0 CHEN Haisong (CHN)

Match Summary		Match	Game 1	Game 2	Game 3	Game 4	Game 5
ZAMAN Noor	PAK	3	11	11	11		
CHEN Haisong	CHN	0	2	2	0		
Duration		16min	5min	6min	6min		

Match Number: MS05 **Court:** 2
Referees: UDY Janet (NZL)

Game Progress

1	ZAMAN Noor			1	2	3	4	5	6	7	8	8	8	9	10	11
	CHEN Haisong			0	0	0	0	0	0	0	0	1	2	2	2	2
2	ZAMAN Noor			1	2	3	3	4	5	6	7	8	9	9	10	11
	CHEN Haisong			0	0	0	1	1	1	1	1	1	1	2	2	2
3	ZAMAN Noor			1	2	3	4	5	6	7	8	9	10	11		
	CHEN Haisong			0	0	0	0	0	0	0	0	0	0	0		

Legend:

MS Men's Singles



Match Report

ZHANG Guanyu (CHN) 0 - 3 RODRIGUEZ Miguel (COL)

Match Summary		Match	Game 1	Game 2	Game 3	Game 4	Game 5
ZHANG Guanyu	CHN	0	1	0	1		
RODRIGUEZ Miguel	COL	3	11	11	11		
Duration		17min	4min	7min	6min		

Match Number: MS04 Court: 1
Referees: MOKHTARI Mehdi (IRI)

Game Progress

1	ZHANG Guanyu			1	1	1	1	1	1	1	1	1	1	1
	RODRIGUEZ Miguel			0	1	2	3	4	5	6	7	8	9	10
2	ZHANG Guanyu			0	0	0	0	0	0	0	0	0	0	0
	RODRIGUEZ Miguel			1	2	3	4	5	6	7	8	9	10	11
3	ZHANG Guanyu			0	0	1	1	1	1	1	1	1	1	1
	RODRIGUEZ Miguel			1	2	2	3	4	5	6	7	8	9	10

Legend:

MS Men's Singles



Match Report

KANDRA Raphael (GER) 0 - 3 BYRTUS Viktor (CZE)

Match Summary		Match	Game 1	Game 2	Game 3	Game 4	Game 5
KANDRA Raphael	GER	0	8	5	5		
BYRTUS Viktor	CZE	3	11	11	11		
Duration		29min	9min	8min	12min		

Match Number: MS08 Court: 1
Referees: MCNAUGHT Nicky (NZL)

Game Progress

1	KANDRA Raphael			0	0	0	1	1	2	3	3	4	4	4	5	6	7	8	8	8	8	8
	BYRTUS Viktor			1	2	3	3	4	4	4	5	5	6	7	7	7	7	7	8	9	10	11
2	KANDRA Raphael			0	1	1	1	1	2	3	3	3	3	4	4	4	4	5	5			
	BYRTUS Viktor			1	1	2	3	4	4	4	5	6	7	7	8	9	10	10	11			
3	KANDRA Raphael			0	0	0	0	1	2	3	3	4	4	4	5	5	5	5	5	5		
	BYRTUS Viktor			1	2	3	4	4	4	4	5	5	6	7	7	8	9	10	11			

Legend:

MS Men's Singles



Match Report

SHCHERBAKOV Dmytro (UKR) 0 - 3 VAN NIEKERK Dewald (RSA)

Match Summary		Match	Game 1	Game 2	Game 3	Game 4	Game 5
SHCHERBAKOV Dmytro	UKR	0	9	5	9		
VAN NIEKERK Dewald	RSA	3	11	11	11		
Duration		35min	10min	9min	15min		

Match Number: MS09 Court: 2

Referees: MORE Rohit (IND)

Game Progress

1	SHCHERBAKOV Dmytro			1	1	1	1	2	2	3	3	3	4	4	4	5	6	6	6	7	8	9	9	
	VAN NIEKERK Dewald			0	1	2	3	3	4	4	5	6	6	7	8	8	8	9	10	10	10	10	11	
2	SHCHERBAKOV Dmytro			0	0	0	0	0	1	2	2	3	4	4	5	5	5	5	5					
	VAN NIEKERK Dewald			1	2	3	4	5	5	5	6	6	6	7	7	8	9	10	11					
3	SHCHERBAKOV Dmytro			1	1	1	2	2	2	2	3	3	3	4	5	5	6	7	8	8	8	9	9	
	VAN NIEKERK Dewald			0	1	2	2	3	4	5	5	6	7	7	7	8	8	8	8	8	9	10	10	11

Legend:

MS Men's Singles



Match Report

PALOMINO GAEANO Ronald (COL) 0 - 3 ENRIQUEZ FRANCO Edwin Josue (GUA)

Match Summary		Match	Game 1	Game 2	Game 3	Game 4	Game 5
PALOMINO GAEANO Ronald	COL	0	4	9	8		
ENRIQUEZ FRANCO Edwin Josue	GUA	3	11	11	11		
Duration		53min	12min	22min	19min		

Match Number: MS10 Court: 3

Referees: UDY Janet (NZL)

Game Progress

1	PALOMINO GAEANO Ronald			0	0	0	0	0	1	1	1	1	1	2	2	3	4	4
	ENRIQUEZ FRANCO EJ			1	2	3	4	5	5	6	7	8	9	9	10	10	10	11
2	PALOMINO GAEANO Ronald			0	1	2	3	3	3	4	4	5	6	6	6	6	7	7
	ENRIQUEZ FRANCO EJ			1	1	1	1	2	3	4	4	5	5	5	6	7	8	9
3	PALOMINO GAEANO Ronald			0	1	2	2	2	2	2	2	2	3	3	4	5	6	7
	ENRIQUEZ FRANCO EJ			1	1	1	2	3	4	5	6	7	8	8	9	9	9	10

Legend:

MS Men's Singles



Match Report

LI Haizhen (CHN) 0 - 3 FARKAS Balazs (HUN)

Match Summary		Match	Game 1	Game 2	Game 3	Game 4	Game 5
LI Haizhen	CHN	0	4	2	5		
FARKAS Balazs	HUN	3	11	11	11		
Duration		23min	7min	8min	9min		

Match Number: MS11 Court: 4
Referees: SELVARAJ Kellvintra (MAS)

Game Progress

1	LI Haizhen			0	0	1	2	2	2	2	2	2	2	3	3	3	4	4
	FARKAS Balazs			1	2	2	2	3	4	5	6	7	8	8	9	10	10	11
2	LI Haizhen			1	2	2	2	2	2	2	2	2	2	2	2	2	2	2
	FARKAS Balazs			0	0	1	2	3	4	5	6	7	8	9	10	11		
3	LI Haizhen			1	1	1	2	2	3	3	3	4	5	5	5	5	5	5
	FARKAS Balazs			0	1	2	2	3	3	4	5	5	5	6	7	8	9	10

Legend:

MS Men's Singles



Match Report

LEUNG Henry (HKG) 3 - 0 ZHU Xuanyi (CHN)

Match Summary		Match	Game 1	Game 2	Game 3	Game 4	Game 5
LEUNG Henry	HKG	3	11	11	11		
ZHU Xuanyi	CHN	0	4	1	2		
Duration		20min	7min	7min	7min		

Match Number: MS15 Court: 4

Referees: RISSETTO Joaquim (FRA)

Game Progress

1	LEUNG Henry			1	2	2	2	3	4	5	6	7	7	8	9	9	10	11
	ZHU Xuanyi			0	0	1	2	2	2	2	2	2	3	3	3	4	4	4
2	LEUNG Henry			1	2	3	4	5	6	7	8	9	9	10	11			
	ZHU Xuanyi			0	0	0	0	0	0	0	0	0	1	1	1			
3	LEUNG Henry			1	1	2	3	3	4	5	6	7	8	9	10	11		
	ZHU Xuanyi			0	1	1	1	2	2	2	2	2	2	2	2	2		

Legend:

MS Men's Singles



Match Report

PENA Radu (ROU) 0 - 3 MEKHALFI Toufik (FRA)

Match Summary		Match	Game 1	Game 2	Game 3	Game 4	Game 5
PENA Radu	ROU	0	3	4	5		
MEKHALFI Toufik	FRA	3	11	11	11		
Duration		24min	7min	9min	10min		

Match Number: MS14 Court: 3
Referees: MOKHTARI Mehdi (IRI)

Game Progress

1	PENA Radu			0	1	1	1	1	1	1	1	1	2	3	3	3	3		
	MEKHALFI Toufik			1	1	2	3	4	5	6	7	8	8	8	9	10	11		
2	PENA Radu			0	0	0	0	0	1	2	3	3	3	3	3	4	4	4	
	MEKHALFI Toufik			1	2	3	4	5	5	5	5	6	7	8	9	9	10	11	
3	PENA Radu			1	1	2	2	2	2	2	2	2	2	3	3	3	4	5	5
	MEKHALFI Toufik			0	1	1	2	3	4	5	6	7	8	8	9	10	10	10	11

Legend:

MS Men's Singles



Match Report

WHITE Joseph (AUS) 3 - 0 LUTZ Daniel (AUT)

Match Summary		Match	Game 1	Game 2	Game 3	Game 4	Game 5
WHITE Joseph	AUS	3	11	11	11		
LUTZ Daniel	AUT	0	8	4	2		
Duration		37min	16min	12min	11min		

Match Number: MS13 Court: 2

Referees: WANG Lei (CHN)

Game Progress

1	WHITE Joseph			0	0	1	1	2	2	3	4	5	6	6	7	8	8	8	9	9	10	11
	LUTZ Daniel			1	2	2	3	3	4	4	4	4	4	5	5	5	6	7	7	8	8	8
2	WHITE Joseph			1	1	1	2	3	4	4	5	5	6	7	8	9	10	11				
	LUTZ Daniel			0	1	2	2	2	2	3	3	4	4	4	4	4	4	4				
3	WHITE Joseph			0	1	2	3	4	5	6	7	7	8	9	10	11						
	LUTZ Daniel			1	1	1	1	1	1	1	1	2	2	2	2	2						

Legend:

MS Men's Singles



Match Report

IQBAL Nasir (PAK) 0 - 3 STEINMANN Dimitri (SUI)

Match Summary		Match	Game 1	Game 2	Game 3	Game 4	Game 5
IQBAL Nasir	PAK	0	8	8	7		
STEINMANN Dimitri	SUI	3	11	11	11		
Duration		37min	11min	14min	12min		

Match Number: MS12 Court: 1
Referees: SAUNDERS Simon (FRA)

Game Progress

1	IQBAL Nasir			0	0	0	1	1	1	1	1	2	2	2	2	3	4	5	6	7	8	8
	STEINMANN Dimitri			1	2	3	3	4	5	6	7	7	8	9	10	10	10	10	10	10	10	11
2	IQBAL Nasir			0	1	1	1	2	3	3	4	4	5	6	6	6	6	7	8	8	8	8
	STEINMANN Dimitri			1	1	2	3	3	3	4	4	5	5	5	6	7	8	8	8	9	10	11
3	IQBAL Nasir			0	0	1	2	3	3	3	3	4	5	5	5	5	5	6	7	7	7	
	STEINMANN Dimitri			1	2	2	2	2	3	4	5	5	5	6	7	8	9	9	9	10	11	

Legend:

MS Men's Singles



TWG
2025
CHENGDU



SQUASH

Women's Singles



Entry List by Event

As of 6 AUG 2025

NOC Code	NOC	Name	Date of Birth
AUS	Australia	LAMB Emily	3 JAN 2007
AUT	Austria	PEYCHAR Jacqueline	9 SEP 1995
CHN	China	CHENG Linglu	16 SEP 2006
		LIU Ziyi	22 NOV 2006
		XU Yunxin	9 JAN 1999
		YIN Ziyuan	21 JUL 2012
		ZHANG Yaqi	16 JUN 2009
		ZHANG Yuning	23 AUG 2006
COL	Colombia	BAUTISTA Lucia	6 DEC 2002
CRO	Croatia	VIDOVIC Franka	2 JUN 2004
CZE	Czechia	CEPOVA Michaela	28 OCT 2000
		SRAMKOVA Karolina	23 FEB 2007
EGY	Egypt	HANI Habiba	29 APR 2005
ESP	Spain	DOMINGUEZ Marta	2 AUG 2001
		GOMEZ Cristina	6 JUL 1998
FRA	France	BARBEAU Lea	20 OCT 2000
		LINCOU Kara	10 AUG 2003
		STEPHAN Marie	14 MAR 1996
GER	Germany	BEINHARD Saskia	2 MAR 1999
		TYCOVA Katerina	16 MAY 1999
HKG	Hong Kong, China	HO Tze Lok	26 OCT 1995
		LEE Ka Yi	25 NOV 1993
HUN	Hungary	CHUKWU Hannah	7 JUL 2003
JPN	Japan	SUGIMOTO Risa	1 AUG 1994
		WATANABE Satomi	15 JAN 1999
POL	Poland	OTRZASEK Tola	20 NOV 2006
		TYMA Karina	5 MAY 2000
ROU	Romania	GHIORGHISOR Andreea	7 MAR 2005
RSA	South Africa	WARD Hayley	26 AUG 1997



Entry List by Event

As of 6 AUG 2025

NOC Code	NOC	Name	Date of Birth
SUI	Switzerland	ALLINCKX Ambre	26 MAR 2002
		MERLO Cindy	13 MAR 1998
UKR	Ukraine	BUSHMA Alina	6 DEC 2000
Total: 32 Players			



Draw Start List

As of 6 AUG 2025

Round of 32	Round of 16	Quarterfinals	Semifinals	Finals
<div>WATANABE Satomi (JPN)</div> <div>WS01, Court 1</div> <div>8 AUG 10:00</div> <div>YIN Ziyuan (CHN)</div>				
		WS17, Court 1		
		9 AUG 16:00		
<div>CHUKWU Hannah (HUN)</div> <div>WS02, Court 2</div> <div>8 AUG 10:00</div> <div>PEYCHAR Jacqueline (AUT)</div>				
			WS25, Court 1	
			10 AUG 12:00	
<div>ALLINCKX Ambre (SUI)</div> <div>WS03, Court 3</div> <div>8 AUG 10:00</div> <div>SRAMKOVA Karolina (CZE)</div>				
		WS18, Court 2		
		9 AUG 16:00		
<div>XU Yunxin (CHN)</div> <div>WS04, Court 4</div> <div>8 AUG 10:00</div> <div>HANI Habiba (EGY)</div>				
				WS29, Court 1
				11 AUG 16:00
<div>DOMINGUEZ Marta (ESP)</div> <div>WS08, Court 4</div> <div>8 AUG 11:00</div> <div>CHENG Linglu (CHN)</div>				
		WS19, Court 3		
		9 AUG 16:00		
<div>OTRZASEK Tola (POL)</div> <div>WS07, Court 3</div> <div>8 AUG 11:00</div> <div>TYCOVA Katerina (GER)</div>				
			WS26, Court 1	
			10 AUG 13:00	
<div>BAUTISTA Lucia (COL)</div> <div>WS06, Court 2</div> <div>8 AUG 11:00</div> <div>LINCOU Kara (FRA)</div>				
		WS20, Court 4		
		9 AUG 16:00		
<div>GHIORGHISOR Andreea (ROU)</div> <div>WS05, Court 1</div> <div>8 AUG 11:00</div> <div>LEE Ka Yi (HKG)</div>				
				Gold Medal
<div>STEPHAN Marie (FRA)</div> <div>WS09, Court 1</div> <div>8 AUG 16:00</div> <div>ZHANG Yuning (CHN)</div>				
		WS24, Court 4		
		9 AUG 17:00		
<div>CEPOVA Michaela (CZE)</div> <div>WS10, Court 2</div> <div>8 AUG 16:00</div> <div>TYMA Karina (POL)</div>				
			WS27, Court 1	
			10 AUG 14:00	
<div>BEINHARD Saskia (GER)</div> <div>WS11, Court 3</div> <div>8 AUG 16:00</div> <div>ZHANG Yaqi (CHN)</div>				
		WS23, Court 3		
		9 AUG 17:00		
<div>VIDOVIC Franka (CRO)</div> <div>WS12, Court 4</div> <div>8 AUG 16:00</div> <div>BUSHMA Alina (UKR)</div>				
				WS30, Court 1
				11 AUG 17:00
<div>MERLO Cindy (SUI)</div> <div>WS16, Court 4</div> <div>8 AUG 17:00</div> <div>BARBEAU Lea (FRA)</div>				
		WS22, Court 2		
		9 AUG 17:00		
<div>SUGIMOTO Risa (JPN)</div> <div>WS15, Court 3</div> <div>8 AUG 17:00</div> <div>GOMEZ Cristina (ESP)</div>				
			WS28, Court 1	
			10 AUG 15:00	
<div>WARD Hayley (RSA)</div> <div>WS14, Court 2</div> <div>8 AUG 17:00</div> <div>LAMB Emily (AUS)</div>				
		WS21, Court 1		
		9 AUG 17:00		
<div>LIU Ziyi (CHN)</div> <div>WS13, Court 1</div> <div>8 AUG 17:00</div> <div>HO Tze Lok (HKG)</div>				
				Bronze Medal
				WS31, Court 1
				12 AUG 15:00



Draw Start List

As of 6 AUG 2025

Round of 16 Plate	Quarterfinals Plate	Semifinals Plate	Final Plate			
WS33, Court 1 9 AUG 10:00	WS41, Court 3 10 AUG 10:00	WS45, Court 2 11 AUG 10:00	Plate WS47, Court 2 12 AUG 11:00			
WS34, Court 2 9 AUG 10:00						
WS35, Court 3 9 AUG 10:00	WS42, Court 4 10 AUG 10:00					
WS36, Court 4 9 AUG 10:00						
WS40, Court 4 9 AUG 11:00	WS43, Court 3 10 AUG 11:00	WS46, Court 2 11 AUG 11:00				
WS39, Court 3 9 AUG 11:00						
WS38, Court 2 9 AUG 11:00	WS44, Court 4 10 AUG 11:00					
WS37, Court 1 9 AUG 11:00						



Draw Start List

As of 6 AUG 2025

Quarterfinals Special Plate	Semifinals Special Plate	Final Special Plate
WS48, Court 3 10 AUG 17:00	WS52, Court 4 11 AUG 10:00	Special Plate
WS49, Court 4 10 AUG 17:00		
WS50, Court 3 10 AUG 18:00	WS53, Court 4 11 AUG 11:00	WS54, Court 4 12 AUG 11:00
WS51, Court 4 10 AUG 18:00		



Draw Start List

As of 6 AUG 2025

Quarterfinal Consolation Plate	Semifinals Consolation Plate	Final Consolation Plate	
WS55, Court 2 10 AUG 10:00	WS59, Court 3 11 AUG 10:00	Consolation Plate	
WS56, Court 2 10 AUG 11:00			
WS57, Court 2 10 AUG 12:00	WS60, Court 3 11 AUG 11:00		WS61, Court 3 12 AUG 11:00
WS58, Court 2 10 AUG 13:00			

Legend:

WS Women's Singles



Results Summary

As of 12 AUG 2025

Match No.	Round	Time	Players	Result	Score	Duration
-----------	-------	------	---------	--------	-------	----------

Date - 8 August 2025

WS01	Round of 32	10:00	WATANABE S (JPN) beat YIN Ziyuan (CHN)	3-0	(11-3 11-4 11-3)	18min
WS02	Round of 32	10:00	CHUKWU H (HUN) beat PEYCHAR J (AUT)	3-0	(11-9 11-9 11-7)	26min
WS03	Round of 32	10:00	ALLINCKX A (SUI) beat SRAMKOVA K (CZE)	3-0	(14-12 11-2 11-9)	31min
WS04	Round of 32	10:00	XU Yunxin (CHN) lost to HANI Habiba (EGY)	0-3	(2-11 3-11 1-11)	22min
WS05	Round of 32	11:00	GHIORGHISOR (ROU) lost to LEE Ka Yi (HKG)	0-3	(3-11 2-11 3-11)	19min
WS06	Round of 32	11:00	BAUTISTA L (COL) lost to LINCOU Kara (FRA)	1-3	(11-4 12-14 6-11 7-11)	39min
WS07	Round of 32	11:00	OTRZASEK T (POL) lost to TYCOVA K (GER)	0-3	(7-11 10-12 7-11)	25min
WS08	Round of 32	11:00	DOMINGUEZ M (ESP) beat CHENG Linglu (CHN)	3-0	(11-6 11-1 11-2)	17min
WS09	Round of 32	16:00	STEPHAN M (FRA) beat ZHANG Yuning (CHN)	3-0	(11-0 11-1 11-4)	14min
WS10	Round of 32	16:00	CEPOVA M (CZE) lost to TYMA Karina (POL)	0-3	(9-11 7-11 9-11)	32min
WS11	Round of 32	16:00	BEINHARD S (GER) beat ZHANG Yaqi (CHN)	3-0	(11-1 11-0 11-1)	16min
WS12	Round of 32	16:00	VIDOVIC F (CRO) beat BUSHMA Alina (UKR)	3-2	(4-11 11-3 11-9 9-11 11-7)	56min
WS13	Round of 32	17:00	LIU Ziyi (CHN) lost to HO Tze Lok (HKG)	0-3	(8-11 3-11 1-11)	23min
WS14	Round of 32	17:00	WARD Hayley (RSA) beat LAMB Emily (AUS)	3-1	(11-6 6-11 11-3 11-5)	27min
WS15	Round of 32	17:00	SUGIMOTO R (JPN) lost to GOMEZ C (ESP)	0-3	(4-11 7-11 12-14)	29min
WS16	Round of 32	17:00	MERLO Cindy (SUI) beat BARBEAU Lea (FRA)	3-0	(11-7 11-4 11-4)	22min

Date - 9 August 2025

WS33	Round of 16 Plate	10:00	YIN Ziyuan (CHN) lost to PEYCHAR J (AUT)	0-3	(6-11 6-11 4-11)	22min
WS34	Round of 16 Plate	10:00	SRAMKOVA K (CZE) beat XU Yunxin (CHN)	3-0	(11-2 11-4 11-4)	20min
WS35	Round of 16 Plate	10:00	CHENG Linglu (CHN) lost to OTRZASEK T (POL)	0-3	(1-11 5-11 4-11)	15min
WS36	Round of 16 Plate	10:00	BAUTISTA L (COL) beat GHIORGHISOR (ROU)	3-0	(11-5 11-3 11-9)	23min
WS37	Round of 16 Plate	11:00	LAMB Emily (AUS) lost to LIU Ziyi (CHN)	2-3	(11-7 9-11 3-11 11-5 8-11)	42min
WS38	Round of 16 Plate	11:00	BARBEAU Lea (FRA) beat SUGIMOTO R (JPN)	3-1	(11-7 11-6 8-11 11-9)	35min
WS39	Round of 16 Plate	11:00	ZHANG Yaqi (CHN) lost to BUSHMA Alina (UKR)	0-3	(3-11 1-11 0-11)	22min
WS40	Round of 16 Plate	11:00	ZHANG Yuning (CHN) lost to CEPOVA M (CZE)	0-3	(7-11 6-11 6-11)	22min
WS17	Round of 16	16:00	WATANABE S (JPN) beat CHUKWU H (HUN)	3-1	(5-11 11-5 11-1 11-9)	34min
WS18	Round of 16	16:00	ALLINCKX A (SUI) lost to HANI Habiba (EGY)	1-3	(11-9 9-11 7-11 9-11)	42min
WS19	Round of 16	16:00	DOMINGUEZ M (ESP) beat TYCOVA K (GER)	3-0	(11-3 11-1 11-3)	21min
WS20	Round of 16	16:00	LINCOU Kara (FRA) lost to LEE Ka Yi (HKG)	0-3	(7-11 6-11 7-11)	27min
WS21	Round of 16	17:00	WARD Hayley (RSA) lost to HO Tze Lok (HKG)	1-3	(3-11 2-11 11-9 6-11)	39min
WS22	Round of 16	17:00	MERLO Cindy (SUI) beat GOMEZ C (ESP)	3-0	(11-9 11-5 11-5)	21min
WS23	Round of 16	17:00	BEINHARD S (GER) beat VIDOVIC F (CRO)	3-2	(7-11 7-11 11-5 11-6 11-6)	53min
WS24	Round of 16	17:00	STEPHAN M (FRA) beat TYMA Karina (POL)	3-0	(11-5 11-4 11-3)	22min

Date - 10 August 2025

WS41	Quarterfinal Plate	10:00	PEYCHAR J (AUT) beat SRAMKOVA K (CZE)	3-2	(12-10 10-12 11-8 9-11 11-7)	53min
WS42	Quarterfinal Plate	10:00	OTRZASEK T (POL) lost to BAUTISTA L (COL)	0-3	(7-11 8-11 7-11)	20min
WS55	Quarterfinal Consolation Plate	10:00	YIN Ziyuan (CHN) beat XU Yunxin (CHN)	3-1	(11-4 10-12 11-6 11-4)	29min
WS43	Quarterfinal Plate	11:00	CEPOVA M (CZE) lost to BUSHMA Alina (UKR)	0-3	(6-11 5-11 7-11)	25min
WS44	Quarterfinal Plate	11:00	BARBEAU Lea (FRA) beat LIU Ziyi (CHN)	3-0	(11-9 11-5 11-4)	22min
WS56	Quarterfinal Consolation Plate	11:00	CHENG Linglu (CHN) lost to GHIORGHISOR (ROU)	1-3	(11-9 4-11 8-11 5-11)	30min
WS25	Quarterfinal	12:00	WATANABE S (JPN) beat HANI Habiba (EGY)	3-0	(11-6 11-5 11-5)	31min

Timing and Results provided by Tissot



Results Summary

As of 12 AUG 2025

Match No.	Round	Time	Players	Result	Score	Duration
-----------	-------	------	---------	--------	-------	----------

Date - 10 August 2025

WS57	Quarterfinal Consolation Plate	12:00	ZHANG Yuning (CHN) beat ZHANG Yaqi (CHN)	3-0	(11-3 11-3 11-4)	16min
WS26	Quarterfinal	13:00	DOMINGUEZ M (ESP) beat LEE Ka Yi (HKG)	3-2	(12-10 11-3 7-11 2-11 11-6)	48min
WS58	Quarterfinal Consolation Plate	13:00	SUGIMOTO R (JPN) beat LAMB Emily (AUS)	3-0	(11-9 11-4 11-6)	21min
WS27	Quarterfinal	14:00	STEPHAN M (FRA) beat BEINHARD S (GER)	3-0	(11-7 11-6 11-9)	34min
WS28	Quarterfinal	15:00	MERLO Cindy (SUI) lost to HO Tze Lok (HKG)	0-3	(3-11 7-11 5-11)	21min
WS48	Quarterfinal Special Plate	17:00	CHUKWU H (HUN) beat ALLINCKX A (SUI)	3-2	(11-5 3-11 11-7 6-11 11-7)	36min
WS49	Quarterfinal Special Plate	17:00	TYCOVA K (GER) beat LINCOU Kara (FRA)	3-1	(11-6 11-8 10-12 11-7)	42min
WS50	Quarterfinal Special Plate	18:00	TYMA Karina (POL) lost to VIDOVIC F (CRO)	2-3	(11-9 8-11 11-9 7-11 7-11)	47min
WS51	Quarterfinal Special Plate	18:00	GOMEZ C (ESP) lost to WARD Hayley (RSA)	0-3	(7-11 2-11 2-11)	16min

Date - 11 August 2025

WS45	Semifinal Plate	10:00	PEYCHAR J (AUT) lost to BAUTISTA L (COL)	1-3	(11-13 9-11 11-6 10-12)	35min
WS52	Semifinal Special Plate	10:00	CHUKWU H (HUN) beat TYCOVA K (GER)	3-2	(4-11 11-6 5-11 11-8 11-6)	43min
WS59	Semifinal Consolation Plate	10:00	YIN Ziyuan (CHN) beat GHIORGHISOR (ROU)	3-0	(11-7 11-8 11-7)	21min
WS46	Semifinal Plate	11:00	BUSHMA Alina (UKR) beat BARBEAU Lea (FRA)	3-0	(11-8 11-4 11-4)	24min
WS53	Semifinal Special Plate	11:00	VIDOVIC F (CRO) beat WARD Hayley (RSA)	3-2	(7-11 9-11 11-7 11-6 11-4)	41min
WS60	Semifinal Consolation Plate	11:00	ZHANG Yuning (CHN) lost to SUGIMOTO R (JPN)	1-3	(3-11 2-11 11-8 2-11)	23min
WS29	Semifinal	16:00	WATANABE S (JPN) beat DOMINGUEZ M (ESP)	3-0	(11-6 11-2 11-7)	26min
WS30	Semifinal	17:00	STEPHAN M (FRA) beat HO Tze Lok (HKG)	3-2	(9-11 1-11 11-7 11-7 11-9)	54min

Date - 12 August 2025

WS47	Plate Final	11:00	BAUTISTA L (COL) beat BUSHMA Alina (UKR)	3-2	(11-9 8-11 12-10 4-11 11-2)	46min
WS54	Special Plate Final	11:00	CHUKWU H (HUN) beat VIDOVIC F (CRO)	3-0	(11-4 11-5 11-6)	22min
WS61	Consolation Plate Final	11:00	YIN Ziyuan (CHN) lost to SUGIMOTO R (JPN)	0-3	(4-11 4-11 5-11)	20min
WS31	Bronze Medal Match	15:00	DOMINGUEZ M (ESP) beat HO Tze Lok (HKG)	3-0	(12-10 11-5 11-2)	37min
WS32	Gold Medal Match	18:00	WATANABE S (JPN) beat STEPHAN M (FRA)	3-0	(11-8 11-8 11-7)	28min

Legend:

No. Number WS Women's Singles



Results Bracket

As of 12 AUG 2025

Round of 32	Round of 16	Quarterfinals	Semifinals	Finals
WATANABE Satomi (JPN) YIN Ziyuan (CHN)	3-0 (11-3 11-4 11-3) WATANABE Satomi	3-1 (5-11 11-5 11-1 11-9)		
CHUKWU Hannah (HUN) PEYCHAR J (AUT)	CHUKWU Hannah 3-0 (11-9 11-9 11-7)	WATANABE Satomi	3-0 (11-6 11-5 11-5)	
ALLINCKX Ambre (SUI) SRAMKOVA K (CZE)	3-0 (14-12 11-2 11-9) ALLINCKX Ambre	HANI Habiba 3-1 (9-11 11-9 11-7 11-9)	WATANABE Satomi	
XU Yunxin (CHN) HANI Habiba (EGY)	HANI Habiba 3-0 (11-2 11-3 11-1)			3-0 (11-6 11-2 11-7)
DOMINGUEZ Marta (ESP) CHENG Linglu (CHN)	3-0 (11-6 11-1 11-2) DOMINGUEZ Marta	3-0 (11-3 11-1 11-3)		WATANABE Satomi
OTRZASEK Tola (POL) TYCOVA Katerina (GER)	TYCOVA Katerina 3-0 (11-7 12-10 11-7)	DOMINGUEZ Marta	DOMINGUEZ Marta 3-2 (12-10 11-3 7-11 2-11 11-6)	
BAUTISTA Lucia (COL) LINCOU Kara (FRA)	3-1 (4-11 14-12 11-6 11-7) LINCOU Kara	LEE Ka Yi 3-0 (11-7 11-6 11-7)		
GHIORGHISOR A (ROU) LEE Ka Yi (HKG)	LEE Ka Yi 3-0 (11-3 11-2 11-3)			Gold Medal WATANABE Satomi (JPN) 3-0 (11-8 11-8 11-7)
STEPHAN Marie (FRA) ZHANG Yuning (CHN)	3-0 (11-0 11-1 11-4) STEPHAN Marie	3-0 (11-5 11-4 11-3)		
CEPOVA Michaela (CZE) TYMA Karina (POL)	TYMA Karina 3-0 (11-9 11-7 11-9)	STEPHAN Marie	3-0 (11-7 11-6 11-9)	
BEINHARD Saskia (GER) ZHANG Yaqi (CHN)	3-0 (11-1 11-0 11-1) BEINHARD Saskia	BEINHARD Saskia 3-2 (7-11 7-11 11-5 11-6 11-6)	STEPHAN Marie	
VIDOVIC Franka (CRO) BUSHMA Alina (UKR)	VIDOVIC Franka 3-2 (4-11 11-3 11-9 9-11 11-7)			STEPHAN Marie 3-2 (9-11 1-11 11-7 11-7 11-9)
MERLO Cindy (SUI) BARBEAU Lea (FRA)	3-0 (11-7 11-4 11-4) MERLO Cindy	3-0 (11-9 11-5 11-5)		
SUGIMOTO Risa (JPN) GOMEZ Cristina (ESP)	GOMEZ Cristina 3-0 (11-4 11-7 14-12)	MERLO Cindy	HO Tze Lok 3-0 (11-3 11-7 11-5)	
WARD Hayley (RSA) LAMB Emily (AUS)	3-1 (11-6 6-11 11-3 11-5) WARD Hayley	HO Tze Lok		Silver Medal STEPHAN Marie (FRA)
LIU Ziyi (CHN) HO Tze Lok (HKG)	HO Tze Lok 3-0 (11-8 11-3 11-1)	3-1 (11-3 11-2 9-11 11-6)		
			DOMINGUEZ Marta HO Tze Lok	Bronze Medal DOMINGUEZ Marta (ESP) 3-0 (12-10 11-5 11-2)



Results Bracket

As of 12 AUG 2025

Round of 16 Plate	Quarterfinals Plate	Semifinals Plate	Final Plate
YIN Ziyuan (CHN)	3-0 (11-6 11-6 11-4)		
PEYCHAR Jacqueline (AUT)	PEYCHAR Jacqueline	3-2 (12-10 10-12 11-8 9-11 11-7)	
SRAMKOVA Karolina (CZE)	SRAMKOVA Karolina	PEYCHAR Jacqueline	
XU Yunxin (CHN)	3-0 (11-2 11-4 11-4)		3-1 (13-11 11-9 6-11 12-10)
CHENG Linglu (CHN)	3-0 (11-1 11-5 11-4)		BAUTISTA Lucia
OTRZASEK Tola (POL)	OTRZASEK Tola	BAUTISTA Lucia	
BAUTISTA Lucia (COL)	BAUTISTA Lucia	3-0 (11-7 11-8 11-7)	
GHIORGHISOR Andreea (ROU)	3-0 (11-5 11-3 11-9)		Plate
ZHANG Yuning (CHN)	3-0 (11-7 11-6 11-6)		BAUTISTA Lucia (COL)
CEPOVA Michaela (CZE)	CEPOVA Michaela	3-0 (11-6 11-5 11-7)	3-2 (11-9 8-11 12-10 4-11 11-2)
ZHANG Yaqi (CHN)	BUSHMA Alina	BUSHMA Alina	
BUSHMA Alina (UKR)	3-0 (11-3 11-1 11-0)		BUSHMA Alina
BARBEAU Lea (FRA)	3-1 (11-7 11-6 8-11 11-9)		3-0 (11-8 11-4 11-4)
SUGIMOTO Risa (JPN)	BARBEAU Lea	BARBEAU Lea	
LAMB Emily (AUS)	LIU Ziyi	3-0 (11-9 11-5 11-4)	
LIU Ziyi (CHN)	3-2 (7-11 11-9 11-3 5-11 11-8)		



Results Bracket

As of 12 AUG 2025

Quarterfinals Special Plate	Semifinals Special Plate	Final Special Plate
CHUKWU Hannah (HUN) ALLINCKX Ambre (SUI)	3-2 (11-5 3-11 11-7 6-11 11-7) CHUKWU Hannah	3-2 (4-11 11-6 5-11 11-8 11-6) CHUKWU Hannah
TYCOVA Katerina (GER) LINCOU Kara (FRA)	TYCOVA Katerina 3-1 (11-6 11-8 10-12 11-7)	Special Plate CHUKWU Hannah (HUN) 3-0 (11-4 11-5 11-6)
TYMA Karina (POL) VIDOVIC Franka (CRO)	3-2 (9-11 11-8 9-11 11-7 11-7) VIDOVIC Franka	VIDOVIC Franka 3-2 (7-11 9-11 11-7 11-6 11-4)
GOMEZ Cristina (ESP) WARD Hayley (RSA)	WARD Hayley 3-0 (11-7 11-2 11-2)	



Results Bracket

As of 12 AUG 2025

Quarterfinal Consolation Plate	Semifinals Consolation Plate	Final Consolation Plate
YIN Ziyuan (CHN) XU Yunxin (CHN)	3-1 (11-4 10-12 11-6 11-4) YIN Ziyuan	3-0 (11-7 11-8 11-7) YIN Ziyuan
CHENG Linglu (CHN) GHIORGHISOR Andreea (ROU)	GHIORGHISOR Andreea 3-1 (9-11 11-4 11-8 11-5)	Consolation Plate SUGIMOTO Risa (JPN) 3-0 (11-4 11-4 11-5)
ZHANG Yuning (CHN) ZHANG Yaqi (CHN)	3-0 (11-3 11-3 11-4) ZHANG Yuning	SUGIMOTO Risa 3-1 (11-3 11-2 8-11 11-2)
SUGIMOTO Risa (JPN) LAMB Emily (AUS)	SUGIMOTO Risa 3-0 (11-9 11-4 11-6)	



Medallists

As of 12 AUG 2025

Medal	Name	NOC
GOLD	WATANABE Satomi	JPN - Japan
SILVER	STEPHAN Marie	FRA - France
BRONZE	DOMINGUEZ Marta	ESP - Spain



Final Classification

Rank	Name	NOC Code	Medal
1	WATANABE Satomi	JPN	Gold
2	STEPHAN Marie	FRA	Silver
3	DOMINGUEZ Marta	ESP	Bronze
4	HO Tze Lok	HKG	
5	BEINHARD Saskia	GER	
5	HANI Habiba	EGY	
5	LEE Ka Yi	HKG	
5	MERLO Cindy	SUI	
9	CHUKWU Hannah	HUN	
10	VIDOVIC Franka	CRO	
11	TYCOVA Katerina	GER	
11	WARD Hayley	RSA	
13	TYMA Karina	POL	
13	ALLINCKX Ambre	SUI	
13	GOMEZ Cristina	ESP	
13	LINCOU Kara	FRA	
17	BAUTISTA Lucia	COL	
18	BUSHMA Alina	UKR	
19	BARBEAU Lea	FRA	
19	PEYCHAR Jacqueline	AUT	
21	LIU Ziyi	CHN	
21	SRAMKOVA Karolina	CZE	
21	CEPOVA Michaela	CZE	
21	OTRZASEK Tola	POL	
25	SUGIMOTO Risa	JPN	
26	YIN Ziyuan	CHN	
27	ZHANG Yuning	CHN	
27	GHIORGHISOR Andreea	ROU	
29	ZHANG Yaqi	CHN	
29	LAMB Emily	AUS	
29	XU Yunxin	CHN	
29	CHENG Linglu	CHN	



Match Report

YIN Ziyuan (CHN) 0 - 3 SUGIMOTO Risa (JPN)

Match Summary		Match	Game 1	Game 2	Game 3	Game 4	Game 5
YIN Ziyuan	CHN	0	4	4	5		
SUGIMOTO Risa	JPN	3	11	11	11		
Duration		20min	6min	7min	8min		

Match Number: WS61 Court: 3

Referees: UDY Janet (NZL)

Game Progress

1 YIN Ziyuan			0	0	0	1	2	2	2	3	3	3	3	4	4	4	4
SUGIMOTO Risa			1	2	3	3	3	4	5	5	6	7	8	8	9	10	11
2 YIN Ziyuan			0	0	0	0	1	1	1	2	3	3	3	3	4	4	4
SUGIMOTO Risa			1	2	3	4	4	5	6	6	6	7	8	9	9	10	11
3 YIN Ziyuan			1	2	2	2	2	3	4	4	4	4	5	5	5	5	5
SUGIMOTO Risa			0	0	1	2	3	3	3	4	5	6	6	7	8	9	10

Legend:
WS Women's Singles



Match Report

BAUTISTA Lucia (COL) 3 - 2 BUSHMA Alina (UKR)

Match Summary		Match	Game 1	Game 2	Game 3	Game 4	Game 5
BAUTISTA Lucia	COL	3	11	8	12	4	11
BUSHMA Alina	UKR	2	9	11	10	11	2
Duration		46min	8min	10min	12min	8min	10min

Match Number: WS47 Court: 2

Referees: MOKHTARI Mehdi (IRI)

Game Progress

1	BAUTISTA Lucia			1	1	2	2	3	3	4	5	5	6	6	6	7	7	7	8	8	9	10	11		
	BUSHMA Alina			0	1	1	2	2	3	3	3	4	4	5	6	6	7	8	8	9	9	9	9		
2	BAUTISTA Lucia			0	1	2	3	4	4	4	5	5	5	5	6	7	7	7	7	7	8	8			
	BUSHMA Alina			1	1	1	1	1	2	3	3	4	5	6	6	6	7	8	9	10	10	11			
3	BAUTISTA Lucia			0	1	2	2	3	3	3	3	4	5	5	5	5	5	6	7	8	8	9	10	11	12
	BUSHMA Alina			1	1	1	2	2	3	4	5	5	5	6	7	8	9	9	9	9	10	10	10	10	10
4	BAUTISTA Lucia			0	0	0	1	2	2	2	2	3	3	3	3	3	3	4	4						
	BUSHMA Alina			1	2	3	3	3	4	5	6	6	7	8	9	10	10	11							
5	BAUTISTA Lucia			1	2	2	3	4	5	6	6	7	8	9	10	11									
	BUSHMA Alina			0	0	1	1	1	1	1	2	2	2	2	2	2									

Legend:
WS Women's Singles



Match Report

CHUKWU Hannah (HUN) 3 - 0 VIDOVIC Franka (CRO)

Match Summary		Match	Game 1	Game 2	Game 3	Game 4	Game 5
CHUKWU Hannah	HUN	3	11	11	11		
VIDOVIC Franka	CRO	0	4	5	6		
Duration		22min	8min	7min	8min		

Match Number: WS54 Court: 4

Referees: WANG Lei (CHN)

Game Progress

1	CHUKWU Hannah			1	2	3	3	3	4	5	6	6	7	8	9	10	10	11	
	VIDOVIC Franka			0	0	0	1	2	2	2	2	3	3	3	3	3	4	4	
2	CHUKWU Hannah			1	2	3	3	4	4	5	5	5	6	7	7	8	9	10	11
	VIDOVIC Franka			0	0	0	1	1	2	2	3	4	4	4	5	5	5	5	5
3	CHUKWU Hannah			1	1	1	2	3	4	5	6	7	8	9	9	9	9	10	11
	VIDOVIC Franka			0	1	2	2	2	2	2	2	2	2	2	3	4	5	6	6

Legend:
WS Women's Singles



Match Report

DOMINGUEZ Marta (ESP) **3 - 0** HO Tze Lok (HKG)

Match Summary		Match	Game 1	Game 2	Game 3	Game 4	Game 5
DOMINGUEZ Marta	ESP	3	12	11	11		
HO Tze Lok	HKG	0	10	5	2		
Duration		37min	13min	11min	14min		

Match Number: WS31 **Court:** 1

Referees: SAUNDERS Simon (FRA)

Game Progress

1 DOMINGUEZ Marta			1	1	2	2	3	3	4	5	6	6	6	7	7	8	9	9	9	9	9	10	11	12
HO Tze Lok			0	1	1	2	2	3	3	3	3	4	5	5	6	6	6	7	8	9	10	10	10	10
2 DOMINGUEZ Marta			1	1	2	3	4	5	6	7	7	7	7	7	8	9	10	11						
HO Tze Lok			0	1	1	1	1	1	1	1	2	3	4	5	5	5	5	5						
3 DOMINGUEZ Marta			1	2	3	3	4	5	6	7	8	8	9	10	11									
HO Tze Lok			0	0	0	1	1	1	1	1	1	2	2	2	2									

Legend:
WS Women's Singles



Match Report

WATANABE Satomi (JPN) 3 - 0 STEPHAN Marie (FRA)

Match Summary		Match	Game 1	Game 2	Game 3	Game 4	Game 5
WATANABE Satomi	JPN	3	11	11	11		
STEPHAN Marie	FRA	0	8	8	7		
Duration		28min	8min	10min	10min		

Match Number: WS32 Court: 1

Referees: MCNAUGHT Nicky (NZL)

Game Progress

1	WATANABE Satomi			0	1	2	2	3	3	4	5	6	6	6	7	7	8	9	9	9	10	11
	STEPHAN Marie			1	1	1	2	2	3	3	3	3	4	5	5	6	6	6	7	8	8	8
2	WATANABE Satomi			1	1	2	2	2	2	3	4	5	6	7	7	7	8	8	9	10	10	11
	STEPHAN Marie			0	1	1	2	3	4	4	4	4	4	4	5	6	6	7	7	7	8	8
3	WATANABE Satomi			1	1	1	2	3	4	5	6	6	7	7	7	8	9	9	9	10	11	
	STEPHAN Marie			0	1	2	2	2	2	2	2	3	3	4	5	5	5	6	7	7	7	

Legend:
WS Women's Singles



Match Report

WATANABE Satomi (JPN) 3 - 0 DOMINGUEZ Marta (ESP)

Match Summary		Match	Game 1	Game 2	Game 3	Game 4	Game 5
WATANABE Satomi	JPN	3	11	11	11		
DOMINGUEZ Marta	ESP	0	6	2	7		
Duration		26min	8min	8min	11min		

Match Number: WS29 Court: 1

Referees: MCNAUGHT Nicky (NZL)

Game Progress

1	WATANABE Satomi			0	1	2	3	3	3	4	5	6	6	6	7	7	8	9	10	11	
	DOMINGUEZ Marta			1	1	1	1	2	3	3	3	3	4	5	5	6	6	6	6	6	
2	WATANABE Satomi			1	2	3	4	5	6	6	7	8	9	9	10	11					
	DOMINGUEZ Marta			0	0	0	0	0	0	1	1	1	1	2	2	2					
3	WATANABE Satomi			1	2	3	3	3	4	4	4	5	5	5	6	7	7	8	9	10	11
	DOMINGUEZ Marta			0	0	0	1	2	2	3	4	4	5	6	6	7	7	7	7	7	7

Legend:
WS Women's Singles



Match Report

STEPHAN Marie (FRA) 3 - 2 HO Tze Lok (HKG)

Match Summary		Match	Game 1	Game 2	Game 3	Game 4	Game 5
STEPHAN Marie	FRA	3	9	1	11	11	11
HO Tze Lok	HKG	2	11	11	7	7	9
Duration		54min	11min	8min	10min	12min	14min

Match Number: WS30 Court: 1

Referees: MOKHTARI Mehdi (IRI)

Game Progress

1	STEPHAN Marie			1	1	1	2	2	3	3	3	4	4	4	5	6	6	7	7	7	8	9	9
	HO Tze Lok			0	1	2	2	3	3	4	5	5	6	7	7	7	8	8	9	10	10	10	11
2	STEPHAN Marie			0	0	0	1	1	1	1	1	1	1	1	1								
	HO Tze Lok			1	2	3	3	4	5	6	7	8	9	10	11								
3	STEPHAN Marie			1	1	2	3	3	4	5	5	6	6	7	8	8	8	9	10	10	11		
	HO Tze Lok			0	1	1	1	2	2	2	3	3	4	4	4	5	6	6	6	7	7		
4	STEPHAN Marie			0	0	0	1	1	2	3	3	3	3	4	5	6	7	8	9	10	11		
	HO Tze Lok			1	2	3	3	4	4	4	5	6	7	7	7	7	7	7	7	7	7		
5	STEPHAN Marie			1	1	1	2	2	3	4	5	6	7	7	8	8	8	9	9	10	10	10	11
	HO Tze Lok			0	1	2	2	3	3	3	3	3	3	4	4	5	6	6	7	7	8	9	9

Legend:
WS Women's Singles



Match Report

CHUKWU Hannah (HUN) 3 - 2 TYCOVA Katerina (GER)

Match Summary		Match	Game 1	Game 2	Game 3	Game 4	Game 5
CHUKWU Hannah	HUN	3	4	11	5	11	11
TYCOVA Katerina	GER	2	11	6	11	8	6
Duration		43min	6min	8min	9min	11min	10min

Match Number: WS52 Court: 4

Referees: SAUNDERS Simon (FRA)

Game Progress

1	CHUKWU Hannah			1	2	2	2	2	3	3	4	4	4	4	4	4	4	4				
	TYCOVA Katerina			0	0	1	2	3	3	4	4	5	6	7	8	9	10	11				
2	CHUKWU Hannah			1	1	1	2	3	3	3	4	5	6	7	8	9	10	10	10	11		
	TYCOVA Katerina			0	1	2	2	2	3	4	4	4	4	4	4	4	4	5	6	6		
3	CHUKWU Hannah			0	1	1	1	1	2	2	2	2	2	3	3	4	5	5	5			
	TYCOVA Katerina			1	1	2	3	4	4	5	6	7	8	8	9	9	9	10	11			
4	CHUKWU Hannah			1	2	2	3	4	4	4	5	5	6	6	7	7	7	8	9	9	10	11
	TYCOVA Katerina			0	0	1	1	1	2	3	3	4	4	5	5	6	7	7	7	8	8	8
5	CHUKWU Hannah			1	1	2	3	3	3	3	4	5	6	6	7	8	9	10	10	11		
	TYCOVA Katerina			0	1	1	1	2	3	4	4	4	4	5	5	5	5	5	6	6		

Legend:
WS Women's Singles



Match Report

VIDOVIC Franka (CRO) 3 - 2 WARD Hayley (RSA)

Match Summary		Match	Game 1	Game 2	Game 3	Game 4	Game 5
VIDOVIC Franka	CRO	3	7	9	11	11	11
WARD Hayley	RSA	2	11	11	7	6	4
Duration		41min	7min	11min	8min	8min	8min

Match Number: WS53 Court: 4

Referees: RISSETTO Joaquim (FRA)

Game Progress

1	VIDOVIC Franka			0	1	1	1	2	2	2	3	3	3	4	5	5	5	5	6	7	7
	WARD Hayley			1	1	2	3	3	4	5	5	6	7	7	7	8	9	10	10	10	11
2	VIDOVIC Franka			1	1	1	2	3	3	4	5	5	6	7	7	8	8	8	9	9	9
	WARD Hayley			0	1	2	2	2	3	3	3	4	4	4	5	5	6	7	7	8	9
3	VIDOVIC Franka			0	0	0	1	1	2	3	4	5	5	5	6	7	8	9	9	10	11
	WARD Hayley			1	2	3	3	4	4	4	4	4	5	6	6	6	6	6	7	7	7
4	VIDOVIC Franka			0	1	1	2	3	4	5	5	6	6	7	7	8	9	10	10	11	
	WARD Hayley			1	1	2	2	2	2	2	3	3	4	4	5	5	5	5	6	6	
5	VIDOVIC Franka			1	1	2	3	4	4	4	5	6	7	8	8	9	10	11			
	WARD Hayley			0	1	1	1	1	2	3	3	3	3	3	4	4	4	4			

Legend:
WS Women's Singles



Match Report

PEYCHAR Jacqueline (AUT) 1 - 3 BAUTISTA Lucia (COL)

Match Summary		Match	Game 1	Game 2	Game 3	Game 4	Game 5
PEYCHAR Jacqueline	AUT	1	11	9	11	10	
BAUTISTA Lucia	COL	3	13	11	6	12	
Duration		35min	8min	10min	9min	10min	

Match Number: WS45 Court: 2

Referees: WANG Lei (CHN)

Game Progress

1	PEYCHAR Jacqueline			0	0	0	0	1	2	3	3	4	4	4	5	6	6	7	8	9	10	10	10	11	11	11	11
	BAUTISTA Lucia			1	2	3	4	4	4	4	5	5	6	7	7	7	8	8	8	8	8	9	10	10	11	12	13
2	PEYCHAR Jacqueline			1	2	3	3	4	5	5	5	6	7	7	7	8	8	8	8	8	9	9	9				
	BAUTISTA Lucia			0	0	0	1	1	1	2	3	3	3	4	5	5	6	7	8	9	9	10	11				
3	PEYCHAR Jacqueline			1	2	2	3	4	4	4	4	5	6	7	8	8	8	9	10	11							
	BAUTISTA Lucia			0	0	1	1	1	2	3	4	4	4	4	4	5	6	6	6	6							
4	PEYCHAR Jacqueline			1	2	3	3	4	4	4	4	5	6	6	7	8	8	8	9	9	9	10	10	10			
	BAUTISTA Lucia			0	0	0	1	1	2	3	4	5	5	5	6	6	6	7	8	8	9	10	10	11	12		

Legend:
WS Women's Singles



Match Report

BUSHMA Alina (UKR) 3 - 0 BARBEAU Lea (FRA)

Match Summary		Match	Game 1	Game 2	Game 3	Game 4	Game 5
BUSHMA Alina	UKR	3	11	11	11		
BARBEAU Lea	FRA	0	8	4	4		
Duration		24min	8min	7min	9min		

Match Number: WS46 **Court:** 2

Referees: WANG Lei (CHN)

Game Progress

1	BUSHMA Alina			1	2	3	4	4	4	4	5	6	6	6	7	8	8	9	9	10	10	11
	BARBEAU Lea			0	0	0	0	1	2	3	3	3	4	5	5	5	6	6	7	7	8	8
2	BUSHMA Alina			1	2	3	4	5	5	6	7	7	8	9	10	10	10	10	11			
	BARBEAU Lea			0	0	0	0	0	1	1	1	2	2	2	2	3	4	4				
3	BUSHMA Alina			1	2	3	4	5	5	6	7	7	7	8	9	9	10	11				
	BARBEAU Lea			0	0	0	0	0	1	1	1	2	3	3	3	4	4	4				

Legend:
WS Women's Singles



Match Report

YIN Ziyuan (CHN) 3 - 0 GHIORGHISOR Andreea (ROU)

Match Summary		Match	Game 1	Game 2	Game 3	Game 4	Game 5
YIN Ziyuan	CHN	3	11	11	11		
GHIORGHISOR Andreea	ROU	0	7	8	7		
Duration		21min	6min	8min	8min		

Match Number: WS59 Court: 3

Referees: SELVARAJ Kellvintra (MAS)

Game Progress

1	YIN Ziyuan			1	1	1	1	2	3	4	5	5	6	7	8	8	8	8	9	10	11	
	GHIORGHISOR Andreea			0	1	2	3	3	3	3	3	4	4	4	4	5	6	7	7	7	7	
2	YIN Ziyuan			1	2	3	3	3	3	3	4	5	6	6	7	8	8	8	9	10	10	11
	GHIORGHISOR Andreea			0	0	0	1	2	3	4	4	4	4	5	5	5	6	7	7	7	8	8
3	YIN Ziyuan			0	1	2	3	3	4	4	4	5	6	7	8	8	8	8	9	10	11	
	GHIORGHISOR Andreea			1	1	1	1	2	2	3	4	4	4	4	4	5	6	7	7	7	7	

Legend:
WS Women's Singles



Match Report

ZHANG Yuning (CHN) 1 - 3 SUGIMOTO Risa (JPN)

Match Summary		Match	Game 1	Game 2	Game 3	Game 4	Game 5
ZHANG Yuning	CHN	1	3	2	11	2	
SUGIMOTO Risa	JPN	3	11	11	8	11	
Duration		23min	4min	5min	8min	7min	

Match Number: WS60 Court: 3

Referees: MOKHTARI Mehdi (IRI)

Game Progress

1	ZHANG Yuning			0	1	2	2	2	2	2	2	2	2	2	3	3
	SUGIMOTO Risa			1	1	1	2	3	4	5	6	7	8	9	10	11
2	ZHANG Yuning			0	0	0	0	0	1	2	2	2	2	2	2	2
	SUGIMOTO Risa			1	2	3	4	5	5	5	6	7	8	9	10	11
3	ZHANG Yuning			1	2	3	4	4	5	5	5	5	6	7	8	9
	SUGIMOTO Risa			0	0	0	0	1	1	2	3	4	4	4	4	5
4	ZHANG Yuning			0	1	1	1	1	1	2	2	2	2	2	2	2
	SUGIMOTO Risa			1	1	2	3	4	5	5	6	7	8	9	10	11

Legend:
WS Women's Singles



Match Report

WATANABE Satomi (JPN) 3 - 0 HANI Habiba (EGY)

Match Summary		Match	Game 1	Game 2	Game 3	Game 4	Game 5
WATANABE Satomi	JPN	3	11	11	11		
HANI Habiba	EGY	0	6	5	5		
Duration		31min	9min	10min	12min		

Match Number: WS25 Court: 1

Referees: UDY Janet (NZL)

Game Progress

1	WATANABE Satomi			1	2	2	2	3	4	5	6	7	7	7	7	8	9	10	11
	HANI Habiba			0	0	1	2	3	3	3	3	3	4	5	6	6	6	6	6
2	WATANABE Satomi			1	2	3	3	3	4	5	6	6	7	8	9	9	10	10	11
	HANI Habiba			0	0	0	1	2	2	2	2	3	3	3	3	4	4	5	5
3	WATANABE Satomi			0	1	1	2	3	4	5	5	6	7	8	9	9	10	10	11
	HANI Habiba			1	1	2	2	2	2	2	3	3	3	3	3	4	4	5	5

Legend:
WS Women's Singles



Match Report

DOMINGUEZ Marta (ESP) 3 - 2 LEE Ka Yi (HKG)

Match Summary		Match	Game 1	Game 2	Game 3	Game 4	Game 5
DOMINGUEZ Marta	ESP	3	12	11	7	2	11
LEE Ka Yi	HKG	2	10	3	11	11	6
Duration		48min	10min	8min	10min	9min	13min

Match Number: WS26 Court: 1

Referees: MOKHTARI Mehdi (IRI)

Game Progress

1 DOMINGUEZ Marta			1	1	2	2	3	3	3	3	4	5	6	6	7	8	8	8	8	9	10	10	11	12
LEE Ka Yi			0	1	1	2	2	3	4	5	5	5	5	6	6	6	7	8	9	9	9	10	10	10
2 DOMINGUEZ Marta			0	1	1	2	2	3	4	5	6	7	8	9	10	11								
LEE Ka Yi			1	1	2	2	3	3	3	3	3	3	3	3	3	3	3	3	3	3	3	3	3	3
3 DOMINGUEZ Marta			0	1	2	3	3	3	3	3	3	3	3	4	4	5	6	7	7	7				
LEE Ka Yi			1	1	1	1	2	3	4	5	6	7	8	8	9	9	9	9	9	10	11			
4 DOMINGUEZ Marta			0	1	1	1	1	2	2	2	2	2	2	2	2	2	2							
LEE Ka Yi			1	1	2	3	4	4	5	6	7	8	9	10	11									
5 DOMINGUEZ Marta			1	1	2	3	4	5	5	5	5	6	7	8	8	9	9	10	11					
LEE Ka Yi			0	1	1	1	1	1	2	3	4	4	4	4	4	5	5	6	6	6				

Legend:
WS Women's Singles



Match Report

STEPHAN Marie (FRA) 3 - 0 BEINHARD Saskia (GER)

Match Summary		Match	Game 1	Game 2	Game 3	Game 4	Game 5
STEPHAN Marie	FRA	3	11	11	11		
BEINHARD Saskia	GER	0	7	6	9		
Duration		34min	10min	10min	15min		

Match Number: WS27 Court: 1

Referees: MCNAUGHT Nicky (NZL)

Game Progress

1	STEPHAN Marie			0	1	1	1	2	2	3	4	5	6	7	8	9	10	10	10	10	11		
	BEINHARD Saskia			1	1	2	3	3	4	4	4	4	4	4	4	4	4	5	6	7	7		
2	STEPHAN Marie			1	1	2	3	4	5	6	7	8	8	8	8	9	9	9	10	11			
	BEINHARD Saskia			0	1	1	1	1	1	1	1	1	2	3	4	4	5	6	6	6			
3	STEPHAN Marie			1	1	2	2	3	3	4	5	5	5	6	7	7	8	8	9	9	9	10	11
	BEINHARD Saskia			0	1	1	2	2	3	3	3	4	5	5	5	6	6	7	7	8	9	9	9

Legend:
WS Women's Singles



Match Report

MERLO Cindy (SUI) 0 - 3 HO Tze Lok (HKG)

Match Summary		Match	Game 1	Game 2	Game 3	Game 4	Game 5
MERLO Cindy	SUI	0	3	7	5		
HO Tze Lok	HKG	3	11	11	11		
Duration		21min	5min	8min	8min		

Match Number: WS28 Court: 1

Referees: MORE Rohit (IND)

Game Progress

1	MERLO Cindy			0	0	0	0	0	1	1	1	1	2	2	2	3	3
	HO Tze Lok			1	2	3	4	5	5	6	7	8	8	9	10	10	11
2	MERLO Cindy			0	0	0	1	2	2	2	2	3	3	4	4	4	5
	HO Tze Lok			1	2	3	3	3	4	5	6	6	7	7	8	9	9
3	MERLO Cindy			0	0	0	0	1	2	2	2	2	2	3	3	4	5
	HO Tze Lok			1	2	3	4	4	4	5	6	7	8	8	9	9	9

Legend:
WS Women's Singles



Match Report

CHUKWU Hannah (HUN) 3 - 2 ALLINCKX Ambre (SUI)

Match Summary		Match	Game 1	Game 2	Game 3	Game 4	Game 5
CHUKWU Hannah	HUN	3	11	3	11	6	11
ALLINCKX Ambre	SUI	2	5	11	7	11	7
Duration		36min	5min	7min	9min	8min	8min

Match Number: WS48 Court: 3

Referees: WANG Lei (CHN)

Game Progress

1	CHUKWU Hannah			1	2	2	3	3	3	4	5	6	6	7	7	8	9	10	11
	ALLINCKX Ambre			0	0	1	1	2	3	3	3	3	4	4	5	5	5	5	5
2	CHUKWU Hannah			1	1	2	2	2	2	2	2	3	3	3	3	3			
	ALLINCKX Ambre			0	1	1	2	3	4	5	6	7	7	8	9	10	11		
3	CHUKWU Hannah			1	2	2	2	2	3	4	4	5	5	5	6	7	8	9	9
	ALLINCKX Ambre			0	0	1	2	3	3	3	4	4	5	6	6	6	6	6	7
4	CHUKWU Hannah			0	0	0	0	1	2	3	4	5	5	5	5	6	6	6	6
	ALLINCKX Ambre			1	2	3	4	4	4	4	4	4	5	6	7	7	8	9	10
5	CHUKWU Hannah			0	1	2	3	4	5	5	5	6	7	7	8	8	9	9	9
	ALLINCKX Ambre			1	1	1	1	1	1	2	3	3	3	4	4	5	5	6	7

Legend:
WS Women's Singles



Match Report

TYCOVA Katerina (GER) 3 - 1 LINCOU Kara (FRA)

Match Summary		Match	Game 1	Game 2	Game 3	Game 4	Game 5
TYCOVA Katerina	GER	3	11	11	10	11	
LINCOU Kara	FRA	1	6	8	12	7	
Duration		42min	7min	11min	13min	12min	

Match Number: WS49 Court: 4

Referees: UDY Janet (NZL)

Game Progress

1 TYCOVA Katerina			1	1	2	2	3	4	5	5	6	6	7	7	8	9	9	10	11
LINCOU Kara			0	1	1	2	2	2	2	3	3	4	4	5	5	5	6	6	6
2 TYCOVA Katerina			0	1	1	2	2	3	3	4	4	5	6	7	7	8	9	9	10
LINCOU Kara			1	1	2	2	3	3	4	4	5	5	5	5	6	6	6	7	7
3 TYCOVA Katerina			1	2	2	2	3	3	3	4	4	5	5	5	5	6	7	7	8
LINCOU Kara			0	0	1	2	2	3	4	4	5	5	6	7	8	9	9	10	10
4 TYCOVA Katerina			1	2	3	4	4	4	5	5	6	7	7	8	8	9	9	9	10
LINCOU Kara			0	0	0	0	1	2	2	3	3	3	4	4	5	5	6	7	7

Legend:
WS Women's Singles



Match Report

TYMA Karina (POL) 2 - 3 VIDOVIC Franka (CRO)

Match Summary		Match	Game 1	Game 2	Game 3	Game 4	Game 5
TYMA Karina	POL	2	11	8	11	7	7
VIDOVIC Franka	CRO	3	9	11	9	11	11
Duration		47min	8min	9min	12min	9min	10min

Match Number: WS50 Court: 3

Referees: MOKHTARI Mehdi (IRI)

Game Progress

1	TYMA Karina			0	1	2	3	4	5	5	6	6	6	6	6	7	7	8	9	10	10	11	
	VIDOVIC Franka			1	1	1	1	1	1	2	2	3	4	5	6	7	7	8	8	8	9	9	
2	TYMA Karina			1	1	1	1	1	1	2	2	3	4	4	5	5	6	6	7	8	8		
	VIDOVIC Franka			0	1	2	3	4	5	6	6	7	7	7	8	8	9	9	10	10	10	11	
3	TYMA Karina			0	0	0	0	0	1	1	2	3	4	5	6	7	7	8	8	9	9	10	11
	VIDOVIC Franka			1	2	3	4	5	5	6	6	6	6	6	6	7	7	8	8	9	9	9	9
4	TYMA Karina			0	0	1	2	2	3	3	3	4	4	5	5	5	6	7	7	7	7	7	
	VIDOVIC Franka			1	2	2	2	3	3	4	5	5	6	6	7	8	8	8	9	10	11		
5	TYMA Karina			1	1	2	3	3	4	4	5	5	5	6	6	7	7	7	7	7	7	7	
	VIDOVIC Franka			0	1	1	1	2	2	3	3	4	5	5	6	6	7	8	9	10	11		

Legend:
WS Women's Singles



Match Report

GOMEZ Cristina (ESP) 0 - 3 WARD Hayley (RSA)

Match Summary		Match	Game 1	Game 2	Game 3	Game 4	Game 5
GOMEZ Cristina	ESP	0	7	2	2		
WARD Hayley	RSA	3	11	11	11		
Duration		16min	6min	5min	5min		

Match Number: WS51 Court: 4

Referees: UDY Janet (NZL)

Game Progress

1	GOMEZ Cristina			1	1	2	3	3	3	3	3	4	5	6	6	6	6	7	7	7	7
	WARD Hayley			0	1	1	1	2	3	4	5	5	5	5	6	7	8	8	9	10	11
2	GOMEZ Cristina			1	1	2	2	2	2	2	2	2	2	2	2	2	2				
	WARD Hayley			0	1	1	2	3	4	5	6	7	8	9	10	11					
3	GOMEZ Cristina			1	1	1	1	1	1	1	1	2	2	2	2	2	2				
	WARD Hayley			0	1	2	3	4	5	6	7	7	8	9	10	11					

Legend:
WS Women's Singles



Match Report

PEYCHAR Jacqueline (AUT) 3 - 2 SRAMKOVA Karolina (CZE)

Match Summary		Match	Game 1	Game 2	Game 3	Game 4	Game 5
PEYCHAR Jacqueline	AUT	3	12	10	11	9	11
SRAMKOVA Karolina	CZE	2	10	12	8	11	7
Duration		53min	10min	11min	10min	12min	11min

Match Number: WS41 Court: 3

Referees: MOKHTARI Mehdi (IRI)

Game Progress

1 PEYCHAR Jacqueline		1	1	1	1	2	3	3	3	4	5	5	6	7	7	7	8	9	9	10	10	11	12
SRAMKOVA Karolina		0	1	2	3	3	3	4	5	5	5	6	6	6	7	8	8	8	9	9	10	10	10
2 PEYCHAR Jacqueline		1	2	3	3	3	3	4	5	6	7	8	8	8	9	9	10	10	10	10	10	10	10
SRAMKOVA Karolina		0	0	0	1	2	3	4	4	4	4	4	4	5	6	6	7	7	8	9	10	11	12
3 PEYCHAR Jacqueline		1	1	1	1	2	3	3	4	5	6	6	6	6	7	8	9	9	10	11			
SRAMKOVA Karolina		0	1	2	3	3	3	4	4	4	4	5	6	7	7	7	7	8	8	8			
4 PEYCHAR Jacqueline		0	1	2	3	4	5	5	5	5	6	7	8	9	9	9	9	9	9	9	9		
SRAMKOVA Karolina		1	1	1	1	1	1	2	3	4	4	4	4	4	4	5	6	7	8	9	10	11	
5 PEYCHAR Jacqueline		1	2	2	3	4	5	6	6	6	6	7	8	9	10	10	10	10	10	11			
SRAMKOVA Karolina		0	0	1	1	1	1	1	2	3	4	4	4	4	4	4	5	6	7	7			

Legend:
WS Women's Singles



Match Report

OTRZASEK Tola (POL) 0 - 3 BAUTISTA Lucia (COL)

Match Summary		Match	Game 1	Game 2	Game 3	Game 4	Game 5
OTRZASEK Tola	POL	0	7	8	7		
BAUTISTA Lucia	COL	3	11	11	11		
Duration		20min	6min	7min	8min		

Match Number: WS42 Court: 4

Referees: MCNAUGHT Nicky (NZL)

Game Progress

1	OTRZASEK Tola			0	0	0	1	2	3	3	3	4	5	5	5	6	6	6	6	7	7
	BAUTISTA Lucia			1	2	3	3	3	3	4	5	5	5	6	7	7	8	9	10	10	11
2	OTRZASEK Tola			1	1	2	2	2	3	4	5	5	5	5	5	6	7	7	7	8	8
	BAUTISTA Lucia			0	1	1	2	3	3	3	3	4	5	6	7	7	7	8	9	9	10
3	OTRZASEK Tola			1	2	2	3	3	3	3	3	4	4	4	5	6	6	6	7	7	7
	BAUTISTA Lucia			0	0	1	1	2	3	4	5	5	6	7	7	7	8	9	9	10	11

Legend:
WS Women's Singles



Match Report

CEPOVA Michaela (CZE) 0 - 3 BUSHMA Alina (UKR)

Match Summary		Match	Game 1	Game 2	Game 3	Game 4	Game 5
CEPOVA Michaela	CZE	0	6	5	7		
BUSHMA Alina	UKR	3	11	11	11		
Duration		25min	7min	9min	9min		

Match Number: WS43 Court: 3

Referees: SAUNDERS Simon (FRA)

Game Progress

1	CEPOVA Michaela			0	0	0	0	1	1	2	3	3	4	4	5	6	6	6	6	6	
	BUSHMA Alina			1	2	3	4	4	5	5	5	6	6	7	7	7	8	9	10	11	
2	CEPOVA Michaela			0	1	2	2	2	2	2	3	3	3	3	3	4	5	5	5	5	
	BUSHMA Alina			1	1	1	2	3	4	5	5	6	7	8	9	9	9	9	10	11	
3	CEPOVA Michaela			1	2	2	2	3	3	4	4	4	5	5	5	6	6	6	6	7	7
	BUSHMA Alina			0	0	1	2	2	3	3	4	5	5	6	7	7	8	9	10	10	11

Legend:
WS Women's Singles



Match Report

BARBEAU Lea (FRA) 3 - 0 LIU Ziyi (CHN)

Match Summary		Match	Game 1	Game 2	Game 3	Game 4	Game 5
BARBEAU Lea	FRA	3	11	11	11		
LIU Ziyi	CHN	0	9	5	4		
Duration		22min	7min	8min	8min		

Match Number: WS44 Court: 4

Referees: MCNAUGHT Nicky (NZL)

Game Progress

1 BARBEAU Lea			1	1	2	3	3	4	4	5	5	5	6	7	8	9	9	10	10	10	10	11
LIU Ziyi			0	1	1	1	2	2	3	3	4	5	5	5	5	5	6	6	7	8	9	9
2 BARBEAU Lea			1	1	2	3	4	5	6	6	7	7	8	9	10	10	10	10	11			
LIU Ziyi			0	1	1	1	1	1	1	2	2	3	3	3	3	4	5	5				
3 BARBEAU Lea			1	2	3	4	4	5	5	6	7	7	8	9	10	10	11					
LIU Ziyi			0	0	0	0	1	1	2	2	2	3	3	3	3	4	4					

Legend:
WS Women's Singles



Match Report

YIN Ziyuan (CHN) 3 - 1 XU Yunxin (CHN)

Match Summary		Match	Game 1	Game 2	Game 3	Game 4	Game 5
YIN Ziyuan	CHN	3	11	10	11	11	
XU Yunxin	CHN	1	4	12	6	4	
Duration		29min	5min	10min	9min	7min	

Match Number: WS55 Court: 2

Referees: SELVARAJ Kellvintra (MAS)

Game Progress

1 YIN Ziyuan			1	2	2	2	3	4	5	5	6	7	8	8	9	10	11
XU Yunxin			0	0	1	2	2	2	2	3	3	3	3	4	4	4	4
2 YIN Ziyuan			1	1	1	1	2	3	4	4	4	4	5	6	6	6	6
XU Yunxin			0	1	2	3	3	3	3	4	5	6	6	6	7	8	9
3 YIN Ziyuan			1	2	3	3	4	5	5	5	5	6	6	7	8	8	9
XU Yunxin			0	0	0	1	1	1	2	3	4	4	5	5	5	6	6
4 YIN Ziyuan			1	2	3	4	5	6	6	6	6	7	8	9	9	10	11
XU Yunxin			0	0	0	0	0	0	1	2	3	3	3	3	4	4	4

Legend:
WS Women's Singles



Match Report

CHENG Linglu (CHN)

1 - 3

GHIORGHISOR Andreea (ROU)

Match Summary

		Match	Game 1	Game 2	Game 3	Game 4	Game 5
CHENG Linglu	CHN	1	11	4	8	5	
GHIORGHISOR Andreea	ROU	3	9	11	11	11	
	Duration	30min	7min	7min	9min	8min	

Match Number: WS56

Court: 2

Referees:

MORE Rohit (IND)

Game Progress

1	CHENG Linglu			1	1	2	2	2	2	2	3	4	5	6	6	7	7	7	8	9	9	10	11
	GHIORGHISOR Andreea			0	1	1	2	3	4	5	5	5	5	5	6	6	7	8	8	8	9	9	9
2	CHENG Linglu			0	1	2	3	3	3	3	3	3	3	3	3	4	4	4					
	GHIORGHISOR Andreea			1	1	1	1	2	3	4	5	6	7	8	9	9	10	11					
3	CHENG Linglu			1	1	1	2	3	3	3	4	4	5	5	5	5	6	6	7	8	8	8	
	GHIORGHISOR Andreea			0	1	2	2	2	3	4	4	5	5	6	7	8	8	9	9	9	10	11	
4	CHENG Linglu			0	1	2	2	2	2	2	2	2	2	2	3	3	4	4	5	5			
	GHIORGHISOR Andreea			1	1	1	2	3	4	5	6	7	8	8	9	9	10	10	11				

Legend:

WS Women's Singles



Match Report

ZHANG Yuning (CHN) 3 - 0 ZHANG Yaqi (CHN)

Match Summary		Match	Game 1	Game 2	Game 3	Game 4	Game 5
ZHANG Yuning	CHN	3	11	11	11		
ZHANG Yaqi	CHN	0	3	3	4		
Duration		16min	5min	6min	6min		

Match Number: WS57 **Court:** 2

Referees: WANG Lei (CHN)

Game Progress

1	ZHANG Yuning			1	1	2	3	4	4	5	6	7	8	9	10	10	11	
	ZHANG Yaqi			0	1	1	1	1	2	2	2	2	2	2	2	3	3	
2	ZHANG Yuning			1	2	2	3	4	5	6	7	8	9	9	10	10	11	
	ZHANG Yaqi			0	0	1	1	1	1	1	1	1	1	2	2	3	3	
3	ZHANG Yuning			1	2	2	2	3	4	5	6	7	8	9	9	10	10	11
	ZHANG Yaqi			0	0	1	2	2	2	2	2	2	2	2	3	3	4	4

Legend:
WS Women's Singles



Match Report

SUGIMOTO Risa (JPN) 3 - 0 LAMB Emily (AUS)

Match Summary		Match	Game 1	Game 2	Game 3	Game 4	Game 5
SUGIMOTO Risa	JPN	3	11	11	11		
LAMB Emily	AUS	0	9	4	6		
Duration		21min	7min	7min	8min		

Match Number: WS58 **Court:** 2

Referees: WANG Lei (CHN)

Game Progress

1	SUGIMOTO Risa			0	1	2	2	3	3	3	3	4	4	5	5	6	7	8	9	9	9	10	11
	LAMB Emily			1	1	1	2	2	3	4	5	5	6	6	7	7	7	7	7	8	9	9	9
2	SUGIMOTO Risa			1	2	3	3	4	5	6	7	8	8	9	9	10	10	11					
	LAMB Emily			0	0	0	1	1	1	1	1	1	2	2	3	3	4	4					
3	SUGIMOTO Risa			1	2	3	3	3	3	4	5	6	6	6	6	7	8	9	10	11			
	LAMB Emily			0	0	0	1	2	3	3	3	3	4	5	6	6	6	6	6	6	6		

Legend:
WS Women's Singles



Match Report

YIN Ziyuan (CHN) 0 - 3 PEYCHAR Jacqueline (AUT)

Match Summary		Match	Game 1	Game 2	Game 3	Game 4	Game 5
YIN Ziyuan	CHN	0	6	6	4		
PEYCHAR Jacqueline	AUT	3	11	11	11		
Duration		22min	6min	9min	8min		

Match Number: WS33 Court: 1

Referees: SAUNDERS Simon (FRA)

Game Progress

1	YIN Ziyuan			0	1	1	1	2	2	3	3	3	4	4	4	5	6	6	6	6
	PEYCHAR Jacqueline			1	1	2	3	3	4	4	5	6	6	7	8	8	8	9	10	11
2	YIN Ziyuan			1	2	2	3	4	5	5	5	5	5	5	5	5	5	5	6	6
	PEYCHAR Jacqueline			0	0	1	1	1	1	2	3	4	5	6	7	8	9	10	10	11
3	YIN Ziyuan			0	0	1	1	1	1	2	3	3	3	3	4	4	4	4	4	
	PEYCHAR Jacqueline			1	2	2	3	4	5	5	5	6	7	8	8	9	10	11		

Legend:

WS Women's Singles



Match Report

SRAMKOVA Karolina (CZE) 3 - 0 XU Yunxin (CHN)

Match Summary		Match	Game 1	Game 2	Game 3	Game 4	Game 5
SRAMKOVA Karolina	CZE	3	11	11	11		
XU Yunxin	CHN	0	2	4	4		
Duration		20min	5min	8min	8min		

Match Number: WS34 Court: 2

Referees: RISSETTO Joaquim (FRA)

Game Progress

1 SRAMKOVA Karolina			0	1	2	3	4	5	6	7	8	9	9	10	11
XU Yunxin			1	1	1	1	1	1	1	1	1	1	2	2	2
2 SRAMKOVA Karolina			1	2	3	4	4	5	6	6	7	8	8	8	9
XU Yunxin			0	0	0	0	1	1	1	2	2	2	3	4	4
3 SRAMKOVA Karolina			0	1	2	3	3	4	5	5	6	7	8	8	9
XU Yunxin			1	1	1	1	2	2	2	3	3	3	3	4	4

Legend:

WS Women's Singles



Match Report

CHENG Linglu (CHN) 0 - 3 OTRZASEK Tola (POL)

Match Summary		Match	Game 1	Game 2	Game 3	Game 4	Game 5
CHENG Linglu	CHN	0	1	5	4		
OTRZASEK Tola	POL	3	11	11	11		
Duration		15min	3min	6min	6min		

Match Number: WS35 Court: 3

Referees: UDY Janet (NZL)

Game Progress

1	CHENG Linglu			0	0	0	0	0	0	0	0	1	1	1	1
	OTRZASEK Tola			1	2	3	4	5	6	7	8	8	9	10	11
2	CHENG Linglu			0	1	2	2	2	2	2	2	3	3	3	4
	OTRZASEK Tola			1	1	1	2	3	4	5	6	7	7	8	9
3	CHENG Linglu			0	1	1	2	2	2	2	2	3	3	3	4
	OTRZASEK Tola			1	1	2	2	3	4	5	6	7	7	8	9

Legend:

WS Women's Singles



Match Report

BAUTISTA Lucia (COL)

3 - 0

GHIORGHISOR Andreea (ROU)

Match Summary		Match	Game 1	Game 2	Game 3	Game 4	Game 5
BAUTISTA Lucia	COL	3	11	11	11		
GHIORGHISOR Andreea	ROU	0	5	3	9		
Duration		23min	8min	7min	9min		

Match Number: WS36 Court: 4

Referees: WANG Lei (CHN)

Game Progress

1	BAUTISTA Lucia			0	1	2	2	3	3	4	4	5	6	6	7	8	9	10	11
	GHIORGHISOR Andreea			1	1	1	2	2	3	3	4	4	4	5	5	5	5	5	5
2	BAUTISTA Lucia			1	2	3	3	4	5	5	6	7	8	9	9	10	11		
	GHIORGHISOR Andreea			0	0	0	1	1	1	2	2	2	2	2	3	3	3		
3	BAUTISTA Lucia			0	1	1	2	2	2	3	3	3	3	4	5	6	7	7	8
	GHIORGHISOR Andreea			1	1	2	2	3	4	4	5	6	7	7	7	7	7	8	8

Legend:

WS Women's Singles



Match Report

ZHANG Yuning (CHN) 0 - 3 CEPOVA Michaela (CZE)

Match Summary		Match	Game 1	Game 2	Game 3	Game 4	Game 5
ZHANG Yuning	CHN	0	7	6	6		
CEPOVA Michaela	CZE	3	11	11	11		
Duration		22min	7min	7min	8min		

Match Number: WS40 Court: 4

Referees: MORE Rohit (IND)

Game Progress

1	ZHANG Yuning			0	0	0	1	1	2	2	3	4	4	4	5	6	7	7	7	7	7
	CEPOVA Michaela			1	2	3	3	4	4	5	5	5	6	7	7	7	7	8	9	10	11
2	ZHANG Yuning			0	0	0	0	1	2	2	2	3	3	3	4	5	5	5	6	6	6
	CEPOVA Michaela			1	2	3	4	4	4	5	6	6	7	8	8	8	9	10	10	11	11
3	ZHANG Yuning			0	1	2	2	3	3	4	5	5	5	5	5	5	6	6	6	6	6
	CEPOVA Michaela			1	1	1	2	2	3	3	3	4	5	6	7	8	8	9	10	11	11

Legend:

WS Women's Singles



Match Report

ZHANG Yaqi (CHN) 0 - 3 BUSHMA Alina (UKR)

Match Summary		Match	Game 1	Game 2	Game 3	Game 4	Game 5
ZHANG Yaqi	CHN	0	3	1	0		
BUSHMA Alina	UKR	3	11	11	11		
Duration		22min	7min	9min	7min		

Match Number: WS39 Court: 3

Referees: MCNAUGHT Nicky (NZL)

Game Progress

1 ZHANG Yaqi			0	0	0	0	1	1	1	2	2	2	3	3	3	3
BUSHMA Alina		1	2	3	4	4	5	6	6	7	8	8	9	10	11	
2 ZHANG Yaqi		1	1	1	1	1	1	1	1	1	1	1	1	1	1	
BUSHMA Alina		0	1	2	3	4	5	6	7	8	9	10	11			
3 ZHANG Yaqi		0	0	0	0	0	0	0	0	0	0	0	0	0	0	
BUSHMA Alina		1	2	3	4	5	6	7	8	9	10	11				

Legend:

WS Women's Singles



Match Report

BARBEAU Lea (FRA) 3 - 1 SUGIMOTO Risa (JPN)

Match Summary		Match	Game 1	Game 2	Game 3	Game 4	Game 5
BARBEAU Lea	FRA	3	11	11	8	11	
SUGIMOTO Risa	JPN	1	7	6	11	9	
Duration		35min	6min	8min	12min	9min	

Match Number: WS38 Court: 2

Referees: MOKHTARI Mehdi (IRI)

Game Progress

1 BARBEAU Lea		1	1	1	2	3	4	4	4	5	6	7	8	8	9	9	10	10	11
SUGIMOTO Risa		0	1	2	2	2	2	3	4	4	4	4	4	5	5	6	6	7	7
2 BARBEAU Lea		0	1	2	3	4	4	4	4	5	6	7	7	8	8	9	10	11	
SUGIMOTO Risa		1	1	1	1	1	2	3	4	4	4	4	5	5	6	6	6	6	
3 BARBEAU Lea		0	0	1	1	1	2	3	3	4	5	5	5	5	5	5	6	7	8
SUGIMOTO Risa		1	2	2	3	4	4	4	5	5	5	6	7	8	9	10	10	10	11
4 BARBEAU Lea		0	0	1	2	3	4	4	5	6	6	7	8	8	9	9	9	9	10
SUGIMOTO Risa		1	2	2	2	2	2	3	3	3	4	4	4	5	5	6	7	8	9

Legend:

WS Women's Singles



Match Report

LAMB Emily (AUS) 2 - 3 LIU Ziyi (CHN)

Match Summary		Match	Game 1	Game 2	Game 3	Game 4	Game 5
LAMB Emily	AUS	2	11	9	3	11	8
LIU Ziyi	CHN	3	7	11	11	5	11
Duration		42min	7min	10min	7min	9min	10min

Match Number: WS37 Court: 1
Referees: SAUNDERS Simon (FRA)

Game Progress

1 LAMB Emily			0	0	1	2	3	4	5	6	7	7	7	8	8	8	9	9	10	11
LIU Ziyi			1	2	2	2	2	2	2	2	2	3	4	4	5	6	6	7	7	7
2 LAMB Emily			0	0	0	0	0	1	2	3	3	3	4	5	5	6	6	7	8	8
LIU Ziyi			1	2	3	4	5	5	5	5	6	7	7	7	8	8	9	9	9	10
3 LAMB Emily			1	2	2	2	3	3	3	3	3	3	3	3	3	3	3	3	3	3
LIU Ziyi			0	0	1	2	2	3	4	5	6	7	8	9	10	11				
4 LAMB Emily			0	1	2	2	3	4	4	5	5	6	7	8	9	10	10	11		
LIU Ziyi			1	1	1	2	2	2	3	3	4	4	4	4	4	4	5	5		
5 LAMB Emily			1	2	3	3	3	3	3	3	3	3	3	4	5	5	5	6	7	8
LIU Ziyi			0	0	0	1	2	3	4	5	6	7	8	8	8	9	10	10	10	11

Legend:
WS Women's Singles



Match Report

WATANABE Satomi (JPN) 3 - 1 CHUKWU Hannah (HUN)

Match Summary		Match	Game 1	Game 2	Game 3	Game 4	Game 5
WATANABE Satomi	JPN	3	5	11	11	11	
CHUKWU Hannah	HUN	1	11	5	1	9	
Duration		34min	7min	8min	8min	12min	

Match Number: WS17 Court: 1

Referees: WANG Lei (CHN)

Game Progress

1	WATANABE Satomi			0	0	1	1	1	1	1	1	1	1	2	3	4	4	5	5
	CHUKWU Hannah			1	2	2	3	4	5	6	7	8	9	9	9	9	10	10	11
2	WATANABE Satomi			1	1	1	1	1	2	3	4	5	6	7	7	8	9	10	11
	CHUKWU Hannah			0	1	2	3	4	4	4	4	4	4	4	5	5	5	5	5
3	WATANABE Satomi			1	1	2	3	4	5	6	7	8	9	10	11				
	CHUKWU Hannah			0	1	1	1	1	1	1	1	1	1	1	1	1			
4	WATANABE Satomi			0	1	2	2	3	4	5	5	5	6	6	6	7	7	8	9
	CHUKWU Hannah			1	1	1	2	2	2	2	3	4	4	5	6	6	7	7	7

Legend:
WS Women's Singles



Match Report

ALLINCKX Ambre (SUI) 1 - 3 HANI Habiba (EGY)

Match Summary		Match	Game 1	Game 2	Game 3	Game 4	Game 5
ALLINCKX Ambre	SUI	1	11	9	7	9	
HANI Habiba	EGY	3	9	11	11	11	
Duration		42min	10min	13min	9min	11min	

Match Number: WS18 Court: 2

Referees: MOKHTARI Mehdi (IRI)

Game Progress

1 ALLINCKX Ambre			1	1	2	2	3	3	3	4	5	6	7	7	7	8	9	10	10	10	10	11
HANI Habiba			0	1	1	2	2	3	4	4	4	4	4	5	6	6	6	6	7	8	9	9
2 ALLINCKX Ambre			1	1	1	1	1	1	1	2	3	4	5	6	6	6	6	7	7	8	9	9
HANI Habiba			0	1	2	3	4	5	6	7	7	7	7	7	8	9	9	10	10	10	11	
3 ALLINCKX Ambre			1	1	1	2	2	3	3	4	4	5	5	6	6	6	6	6	7	7		
HANI Habiba			0	1	2	2	3	3	4	4	5	5	6	6	7	8	9	10	10	11		
4 ALLINCKX Ambre			0	0	1	1	2	2	3	4	4	5	5	6	6	7	7	7	7	8	9	9
HANI Habiba			1	2	2	3	3	4	4	4	5	5	6	6	7	7	8	9	10	10	11	

Legend:
WS Women's Singles



Match Report

DOMINGUEZ Marta (ESP) **3 - 0** TYCOVA Katerina (GER)

Match Summary		Match	Game 1	Game 2	Game 3	Game 4	Game 5
DOMINGUEZ Marta	ESP	3	11	11	11		
TYCOVA Katerina	GER	0	3	1	3		
Duration		21min	6min	7min	9min		

Match Number: WS19 **Court:** 3

Referees: MCNAUGHT Nicky (NZL)

Game Progress

1	DOMINGUEZ Marta			1	1	2	3	4	5	6	7	8	9	10	10	10	11
	TYCOVA Katerina			0	1	1	1	1	1	1	1	1	1	1	2	3	3
2	DOMINGUEZ Marta			1	2	3	4	5	6	7	8	8	9	10	11		
	TYCOVA Katerina			0	0	0	0	0	0	0	0	1	1	1	1		
3	DOMINGUEZ Marta			1	2	3	4	5	5	5	6	6	7	8	9	10	11
	TYCOVA Katerina			0	0	0	0	0	1	2	2	3	3	3	3	3	3

Legend:
WS Women's Singles



Match Report

LINCOU Kara (FRA) 0 - 3 LEE Ka Yi (HKG)

Match Summary		Match	Game 1	Game 2	Game 3	Game 4	Game 5
LINCOU Kara	FRA	0	7	6	7		
LEE Ka Yi	HKG	3	11	11	11		
Duration		27min	7min	9min	11min		

Match Number: WS20 Court: 4

Referees: MORE Rohit (IND)

Game Progress

1 LINCOU Kara			0	1	1	2	2	3	4	4	4	4	5	6	6	6	6	7	7
LEE Ka Yi			1	1	2	2	3	3	3	4	5	6	6	7	8	9	10	10	11
2 LINCOU Kara			1	1	1	1	2	2	2	3	3	3	4	4	5	6	6	6	6
LEE Ka Yi			0	1	2	3	3	4	5	5	6	7	7	8	8	8	9	10	11
3 LINCOU Kara			1	1	1	1	2	3	3	4	4	5	6	6	6	6	7	7	7
LEE Ka Yi			0	1	2	3	3	3	4	4	5	5	5	6	7	8	8	9	10

Legend:
WS Women's Singles



Match Report

STEPHAN Marie (FRA) 3 - 0 TYMA Karina (POL)

Match Summary		Match	Game 1	Game 2	Game 3	Game 4	Game 5
STEPHAN Marie	FRA	3	11	11	11		
TYMA Karina	POL	0	5	4	3		
Duration		22min	6min	8min	7min		

Match Number: WS24 Court: 4

Referees: MORE Rohit (IND)

Game Progress

1	STEPHAN Marie		1	1	2	3	4	5	6	6	7	7	8	9	9	9	10	11
	TYMA Karina		0	1	1	1	1	1	1	2	2	3	3	3	4	5	5	5
2	STEPHAN Marie		1	2	3	3	4	5	5	5	5	6	7	8	9	10	11	
	TYMA Karina		0	0	0	1	1	1	2	3	4	4	4	4	4	4	4	
3	STEPHAN Marie		1	2	3	4	5	5	6	7	7	8	8	9	10	11		
	TYMA Karina		0	0	0	0	0	1	1	1	2	2	3	3	3	3		

Legend:
WS Women's Singles



Match Report

BEINHARD Saskia (GER)

3 - 2

VIDOVIC Franka (CRO)

Match Summary		Match	Game 1	Game 2	Game 3	Game 4	Game 5
BEINHARD Saskia	GER	3	7	7	11	11	11
VIDOVIC Franka	CRO	2	11	11	5	6	6
Duration		53min	9min	11min	10min	10min	15min

Match Number: WS23 Court: 3

Referees: MCNAUGHT Nicky (NZL)

Game Progress

1	BEINHARD Saskia			1	2	2	3	3	3	3	4	5	5	5	5	6	6	7	7	7	7
	VIDOVIC Franka			0	0	1	1	2	3	4	4	4	5	6	7	7	8	8	9	10	11
2	BEINHARD Saskia			1	2	2	2	3	4	5	5	5	5	5	5	5	6	6	7	7	
	VIDOVIC Franka			0	0	1	2	3	3	3	3	4	5	6	7	8	9	9	10	10	11
3	BEINHARD Saskia			0	1	2	2	3	4	4	5	6	7	8	8	9	9	10	11		
	VIDOVIC Franka			1	1	1	2	2	2	3	3	3	3	3	4	4	5	5	5		
4	BEINHARD Saskia			1	1	1	2	3	4	5	6	7	8	8	9	10	10	10	10	11	
	VIDOVIC Franka			0	1	2	2	2	2	2	2	2	2	3	3	3	4	5	6	6	
5	BEINHARD Saskia			0	0	1	2	3	3	4	5	5	5	6	6	7	8	9	10	11	
	VIDOVIC Franka			1	2	2	2	2	3	3	3	4	5	5	6	6	6	6	6	6	

Legend:

WS Women's Singles



Match Report

MERLO Cindy (SUI) 3 - 0 GOMEZ Cristina (ESP)

Match Summary		Match	Game 1	Game 2	Game 3	Game 4	Game 5
MERLO Cindy	SUI	3	11	11	11		
GOMEZ Cristina	ESP	0	9	5	5		
Duration		21min	7min	7min	7min		

Match Number: WS22 Court: 2

Referees: MOKHTARI Mehdi (IRI)

Game Progress

1	MERLO Cindy			1	1	2	2	3	4	5	5	5	6	7	7	8	9	9	9	9	10	10	11
	GOMEZ Cristina			0	1	1	2	2	2	2	3	4	4	4	5	5	5	6	7	8	8	9	9
2	MERLO Cindy			1	1	2	2	3	3	4	5	6	7	8	9	10	10	10	10	11			
	GOMEZ Cristina			0	1	1	2	2	3	3	3	3	3	3	3	3	4	5	5				
3	MERLO Cindy			1	2	3	3	3	4	5	6	7	7	8	8	9	10	10	11				
	GOMEZ Cristina			0	0	0	1	2	2	2	2	2	3	3	4	4	4	5	5				

Legend:
WS Women's Singles



Match Report

WARD Hayley (RSA) 1 - 3 HO Tze Lok (HKG)

Match Summary		Match	Game 1	Game 2	Game 3	Game 4	Game 5
WARD Hayley	RSA	1	3	2	11	6	
HO Tze Lok	HKG	3	11	11	9	11	
Duration		39min	6min	8min	14min	12min	

Match Number: WS21 Court: 1

Referees: UDY Janet (NZL)

Game Progress

1	WARD Hayley			0	0	1	1	1	2	2	2	2	3	3	3	3							
	HO Tze Lok			1	2	2	3	4	4	5	6	7	8	8	9	10	11						
2	WARD Hayley			0	0	0	0	0	1	2	2	2	2	2	2	2							
	HO Tze Lok			1	2	3	4	5	5	5	6	7	8	9	10	11							
3	WARD Hayley			0	0	1	2	2	3	3	4	5	5	6	7	7	7	8	8	8	9	10	11
	HO Tze Lok			1	2	2	2	3	3	4	4	4	5	5	5	6	7	7	8	9	9	9	9
4	WARD Hayley			0	0	1	1	1	1	2	2	2	3	4	5	6	6	6	6	6	6	6	6
	HO Tze Lok			1	2	2	3	4	5	5	6	7	7	7	7	7	8	9	10	11			

Legend:
WS Women's Singles



Match Report

WATANABE Satomi (JPN) 3 - 0 YIN Ziyuan (CHN)

Match Summary		Match	Game 1	Game 2	Game 3	Game 4	Game 5
WATANABE Satomi	JPN	3	11	11	11		
YIN Ziyuan	CHN	0	3	4	3		
Duration		18min	4min	7min	8min		

Match Number: WS01 Court: 1

Referees: MOKHTARI Mehdi (IRI)

Game Progress

1	WATANABE Satomi			1	2	3	3	4	4	5	6	6	7	8	9	10	11	
	YIN Ziyuan			0	0	0	1	1	2	2	2	3	3	3	3	3	3	
2	WATANABE Satomi			1	2	2	3	4	5	6	7	7	8	9	9	9	10	11
	YIN Ziyuan			0	0	1	1	1	1	1	1	2	2	2	3	4	4	4
3	WATANABE Satomi			1	2	3	4	5	6	7	7	8	8	9	10	10	11	
	YIN Ziyuan			0	0	0	0	0	0	0	1	1	2	2	2	3	3	

Legend:

WS Women's Singles



Match Report

CHUKWU Hannah (HUN) 3 - 0 PEYCHAR Jacqueline (AUT)

Match Summary		Match	Game 1	Game 2	Game 3	Game 4	Game 5
CHUKWU Hannah	HUN	3	11	11	11		
PEYCHAR Jacqueline	AUT	0	9	9	7		
Duration		26min	7min	11min	9min		

Match Number: WS02 Court: 2

Referees: RISSETTO Joaquim (FRA)

Game Progress

1	CHUKWU Hannah			1	2	2	2	3	4	4	5	5	5	6	6	6	6	7	8	9	10	11	
	PEYCHAR Jacqueline			0	0	1	2	2	2	3	3	4	5	5	6	7	8	9	9	9	9	9	
2	CHUKWU Hannah			0	1	2	2	3	4	4	5	5	6	7	7	8	8	8	9	9	10	10	11
	PEYCHAR Jacqueline			1	1	1	2	2	2	3	3	4	4	4	5	5	6	7	7	8	8	9	9
3	CHUKWU Hannah			0	0	1	2	3	3	3	4	5	6	7	8	8	9	9	9	10	11		
	PEYCHAR Jacqueline			1	2	2	2	2	3	4	4	4	4	4	4	5	5	6	7	7	7		

Legend:

WS Women's Singles



Match Report

ALLINCKX Ambre (SUI) 3 - 0 SRAMKOVA Karolina (CZE)

Match Summary		Match	Game 1	Game 2	Game 3	Game 4	Game 5
ALLINCKX Ambre	SUI	3	14	11	11		
SRAMKOVA Karolina	CZE	0	12	2	9		
Duration		31min	12min	8min	12min		

Match Number: WS03 Court: 3

Referees: WANG Lei (CHN)

Game Progress

1	ALLINCKX Ambre		1	2	2	3	3	4	5	6	6	6	6	7	7	7	7	8	8	9	10	10	10	11	12	12	13	14
	SRAMKOVA Karolina		0	0	1	1	2	2	2	2	3	4	5	5	6	7	8	8	9	9	9	10	11	11	11	12	12	12
2	ALLINCKX Ambre		1	2	3	4	5	5	6	7	8	9	10	10	11													
	SRAMKOVA Karolina		0	0	0	0	0	1	1	1	1	1	1	1	2	2												
3	ALLINCKX Ambre		1	2	2	2	2	3	4	4	5	5	5	6	7	7	7	8	9	10	10	11						
	SRAMKOVA Karolina		0	0	1	2	3	3	3	4	4	5	6	6	6	7	8	8	8	8	9	9						

Legend:

WS Women's Singles



Match Report

XU Yunxin (CHN) 0 - 3 HANI Habiba (EGY)

Match Summary		Match	Game 1	Game 2	Game 3	Game 4	Game 5
XU Yunxin	CHN	0	2	3	1		
HANI Habiba	EGY	3	11	11	11		
Duration		22min	7min	8min	7min		

Match Number: WS04 Court: 4
Referees: SELVARAJ Kellvintra (MAS)

Game Progress

1	XU Yunxin			0	0	0	0	0	1	1	1	1	2	2	2
	HANI Habiba			1	2	3	4	5	5	6	7	8	9	9	10
2	XU Yunxin			1	1	1	1	2	3	3	3	3	3	3	3
	HANI Habiba			0	1	2	3	3	3	4	5	6	7	8	9
3	XU Yunxin			0	0	0	0	0	0	0	0	1	1	1	
	HANI Habiba			1	2	3	4	5	6	7	8	9	9	10	11

Legend:

WS Women's Singles



Match Report

DOMINGUEZ Marta (ESP) 3 - 0 CHENG Linglu (CHN)

Match Summary		Match	Game 1	Game 2	Game 3	Game 4	Game 5
DOMINGUEZ Marta	ESP	3	11	11	11		
CHENG Linglu	CHN	0	6	1	2		
Duration		17min	5min	6min	6min		

Match Number: WS08 Court: 4

Referees: MCNAUGHT Nicky (NZL)

Game Progress

1	DOMINGUEZ Marta			1	2	3	4	5	5	6	7	8	8	8	8	8	8	9	10	11
	CHENG Linglu			0	0	0	0	0	1	1	1	1	2	3	4	5	6	6	6	6
2	DOMINGUEZ Marta			1	2	3	3	4	5	6	7	8	9	10	11					
	CHENG Linglu			0	0	0	1	1	1	1	1	1	1	1	1					
3	DOMINGUEZ Marta			1	1	2	3	4	5	6	7	8	9	10	10	11				
	CHENG Linglu			0	1	1	1	1	1	1	1	1	1	1	2	2				

Legend:

WS Women's Singles



Match Report

OTRZASEK Tola (POL) 0 - 3 TYCOVA Katerina (GER)

Match Summary		Match	Game 1	Game 2	Game 3	Game 4	Game 5
OTRZASEK Tola	POL	0	7	10	7		
TYCOVA Katerina	GER	3	11	12	11		
Duration		25min	7min	10min	9min		

Match Number: WS07 Court: 3

Referees: WANG Lei (CHN)

Game Progress

1	OTRZASEK Tola			1	1	2	3	3	3	3	3	3	4	5	5	5	6	6	7	7	7
	TYCOVA Katerina			0	1	1	1	2	3	4	5	6	6	6	7	8	8	9	9	10	11
2	OTRZASEK Tola			0	1	2	2	3	4	5	6	6	7	7	7	8	8	8	9	9	9
	TYCOVA Katerina			1	1	1	2	2	2	2	2	3	3	4	5	5	6	7	7	8	9
3	OTRZASEK Tola			1	2	3	3	4	5	5	6	7	7	7	7	7	7	7	7	7	7
	TYCOVA Katerina			0	0	0	1	1	1	2	2	2	3	4	5	6	7	8	9	10	11

Legend:

WS Women's Singles



Match Report

BAUTISTA Lucia (COL) 1 - 3 LINCOU Kara (FRA)

Match Summary		Match	Game 1	Game 2	Game 3	Game 4	Game 5
BAUTISTA Lucia	COL	1	11	12	6	7	
LINCOU Kara	FRA	3	4	14	11	11	
Duration		39min	8min	13min	8min	10min	

Match Number: WS06 Court: 2

Referees: UDY Janet (NZL)

Game Progress

1	BAUTISTA Lucia			0	1	2	3	3	3	4	5	6	7	8	8	9	10	11
	LINCOU Kara			1	1	1	1	2	3	3	3	3	3	3	4	4	4	4
2	BAUTISTA Lucia			1	2	3	4	4	4	4	4	5	6	7	7	8	8	8
	LINCOU Kara			0	0	0	0	1	2	3	4	5	5	5	6	6	7	8
3	BAUTISTA Lucia			0	1	1	2	2	2	2	3	4	4	4	4	5	5	6
	LINCOU Kara			1	1	2	2	3	4	5	5	5	6	7	8	8	9	9
4	BAUTISTA Lucia			1	2	3	3	4	4	5	5	6	6	7	7	7	7	7
	LINCOU Kara			0	0	0	1	1	2	2	3	3	4	4	5	6	7	8

Legend:

WS Women's Singles



Match Report

GHIORGHISOR Andreea (ROU) 0 - 3 LEE Ka Yi (HKG)

Match Summary		Match	Game 1	Game 2	Game 3	Game 4	Game 5
GHIORGHISOR Andreea	ROU	0	3	2	3		
LEE Ka Yi	HKG	3	11	11	11		
Duration		19min	5min	7min	7min		

Match Number: WS05 Court: 1

Referees: MORE Rohit (IND)

Game Progress

1	GHIORGHISOR Andreea			0	0	0	0	1	1	2	2	2	3	3	3	3	3
	LEE Ka Yi			1	2	3	4	4	5	5	6	7	7	8	9	10	11
2	GHIORGHISOR Andreea			0	0	1	1	1	1	1	2	2	2	2	2	2	2
	LEE Ka Yi			1	2	2	3	4	5	6	7	7	8	9	10	11	
3	GHIORGHISOR Andreea			0	0	0	0	0	1	1	2	2	2	3	3	3	3
	LEE Ka Yi			1	2	3	4	5	5	6	6	7	8	8	9	10	11

Legend:

WS Women's Singles



Match Report

STEPHAN Marie (FRA) 3 - 0 ZHANG Yuning (CHN)

Match Summary		Match	Game 1	Game 2	Game 3	Game 4	Game 5
STEPHAN Marie	FRA	3	11	11	11		
ZHANG Yuning	CHN	0	0	1	4		
Duration		14min	3min	5min	7min		

Match Number: WS09 Court: 1

Referees: MCNAUGHT Nicky (NZL)

Game Progress

1	STEPHAN Marie			1	2	3	4	5	6	7	8	9	10	11				
	ZHANG Yuning			0	0	0	0	0	0	0	0	0	0	0				
2	STEPHAN Marie			0	1	2	3	4	5	6	7	8	9	10	11			
	ZHANG Yuning			1	1	1	1	1	1	1	1	1	1	1	1			
3	STEPHAN Marie			0	1	2	3	4	5	6	7	7	7	8	9	9	10	11
	ZHANG Yuning			1	1	1	1	1	1	1	1	2	3	3	3	4	4	4

Legend:

WS Women's Singles



Match Report

CEPOVA Michaela (CZE) 0 - 3 TYMA Karina (POL)

Match Summary		Match	Game 1	Game 2	Game 3	Game 4	Game 5
CEPOVA Michaela	CZE	0	9	7	9		
TYMA Karina	POL	3	11	11	11		
Duration		32min	10min	10min	11min		

Match Number: WS10 Court: 2
Referees: MORE Rohit (IND)

Game Progress

1	CEPOVA Michaela			0	0	0	0	1	2	3	4	5	5	5	5	5	6	7	8	8	9	9	9
	TYMA Karina			1	2	3	4	4	4	4	4	4	5	6	7	8	8	8	8	9	9	10	11
2	CEPOVA Michaela			0	1	2	2	2	2	3	4	4	4	5	5	5	5	6	7	7	7		
	TYMA Karina			1	1	1	2	3	4	4	4	5	6	6	7	8	9	9	9	9	10	11	
3	CEPOVA Michaela			0	1	2	2	2	2	2	2	2	3	4	4	5	6	6	6	7	8	9	9
	TYMA Karina			1	1	1	2	3	4	5	6	7	7	7	8	8	8	9	10	10	10	10	11

Legend:

WS Women's Singles



Match Report

BEINHARD Saskia (GER) 3 - 0 ZHANG Yaqi (CHN)

Match Summary		Match	Game 1	Game 2	Game 3	Game 4	Game 5
BEINHARD Saskia	GER	3	11	11	11		
ZHANG Yaqi	CHN	0	1	0	1		
Duration		16min	5min	6min	6min		

Match Number: WS11 Court: 3

Referees: UDY Janet (NZL)

Game Progress

1	BEINHARD Saskia		1	2	3	4	5	6	7	7	8	9	10	11
	ZHANG Yaqi		0	0	0	0	0	0	0	1	1	1	1	1
2	BEINHARD Saskia		1	2	3	4	5	6	7	8	9	10	11	
	ZHANG Yaqi		0	0	0	0	0	0	0	0	0	0	0	
3	BEINHARD Saskia		1	2	3	4	5	6	7	8	9	9	10	11
	ZHANG Yaqi		0	0	0	0	0	0	0	0	0	1	1	1

Legend:

WS Women's Singles



Match Report

VIDOVIC Franka (CRO) 3 - 2 BUSHMA Alina (UKR)

Match Summary		Match	Game 1	Game 2	Game 3	Game 4	Game 5
VIDOVIC Franka	CRO	3	4	11	11	9	11
BUSHMA Alina	UKR	2	11	3	9	11	7
Duration		56min	7min	9min	16min	14min	11min

Match Number: WS12 Court: 4
Referees: RISSETTO Joaquim (FRA)

Game Progress

1 VIDOVIC Franka			0	0	1	2	2	2	2	2	2	2	3	4	4	4	4	4
BUSHMA Alina			1	2	2	2	3	4	5	6	7	7	7	7	8	9	10	11
2 VIDOVIC Franka			1	2	3	4	5	6	7	7	8	9	9	10	10	11		
BUSHMA Alina			0	0	0	0	0	0	0	1	1	1	2	2	3	3		
3 VIDOVIC Franka			1	2	3	4	4	4	4	5	5	5	5	5	6	7	7	8
BUSHMA Alina			0	0	0	0	1	2	3	3	4	5	6	7	7	7	8	8
4 VIDOVIC Franka			1	2	3	4	4	4	4	4	4	4	4	5	5	6	6	6
BUSHMA Alina			0	0	0	0	1	2	3	4	5	6	7	7	8	8	9	10
5 VIDOVIC Franka			1	1	1	2	3	3	3	4	4	5	6	7	7	7	8	9
BUSHMA Alina			0	1	2	2	2	3	4	4	5	5	5	5	6	7	7	7

Legend:

WS Women's Singles



Match Report

MERLO Cindy (SUI) 3 - 0 BARBEAU Lea (FRA)

Match Summary		Match	Game 1	Game 2	Game 3	Game 4	Game 5
MERLO Cindy	SUI	3	11	11	11		
BARBEAU Lea	FRA	0	7	4	4		
Duration		22min	7min	7min	8min		

Match Number: WS16 Court: 4
Referees: SELVARAJ Kellvintra (MAS)

Game Progress

1	MERLO Cindy		1	1	2	2	3	3	4	5	5	6	7	7	8	9	9	10	10	11
	BARBEAU Lea		0	1	1	2	2	3	3	3	4	4	4	5	5	5	6	6	7	7
2	MERLO Cindy		1	2	2	3	3	4	5	6	7	8	8	8	9	10	11			
	BARBEAU Lea		0	0	1	1	2	2	2	2	2	3	4	4	4	4				
3	MERLO Cindy		1	1	2	3	4	4	5	6	7	7	8	9	9	10	11			
	BARBEAU Lea		0	1	1	1	1	2	2	2	2	3	3	3	4	4	4			

Legend:

WS Women's Singles



Match Report

SUGIMOTO Risa (JPN) 0 - 3 GOMEZ Cristina (ESP)

Match Summary		Match	Game 1	Game 2	Game 3	Game 4	Game 5
SUGIMOTO Risa	JPN	0	4	7	12		
GOMEZ Cristina	ESP	3	11	11	14		
Duration		29min	5min	10min	14min		

Match Number: WS15 Court: 3

Referees: MOKHTARI Mehdi (IRI)

Game Progress

1	SUGIMOTO Risa			0	0	1	1	1	1	1	2	2	2	3	4	4	4	4											
	GOMEZ Cristina			1	2	2	3	4	5	6	6	7	8	8	8	9	10	11											
2	SUGIMOTO Risa			1	1	1	2	3	4	4	4	5	5	5	6	6	6	6	7	7									
	GOMEZ Cristina			0	1	2	2	2	2	3	4	4	5	6	6	7	8	9	10	10	11								
3	SUGIMOTO Risa			0	1	2	3	3	3	3	3	4	5	5	5	6	7	8	9	10	10	10	10	10	11	11	12	12	12
	GOMEZ Cristina			1	1	1	1	2	3	4	5	5	5	6	7	7	7	7	7	7	8	9	10	11	11	12	12	13	14

Legend:

WS Women's Singles



Match Report

WARD Hayley (RSA) 3 - 1 LAMB Emily (AUS)

Match Summary		Match	Game 1	Game 2	Game 3	Game 4	Game 5
WARD Hayley	RSA	3	11	6	11	11	
LAMB Emily	AUS	1	6	11	3	5	
Duration		27min	7min	8min	7min	7min	

Match Number: WS14 Court: 2

Referees: WANG Lei (CHN)

Game Progress

1	WARD Hayley			0	0	0	1	2	3	4	5	5	5	6	7	8	9	9	10	11
	LAMB Emily			1	2	3	3	3	3	3	3	4	5	5	5	5	5	6	6	6
2	WARD Hayley			1	1	2	2	3	3	3	3	4	5	5	6	6	6	6	6	6
	LAMB Emily			0	1	1	2	2	3	4	5	5	5	6	6	7	8	9	10	11
3	WARD Hayley			1	2	2	3	4	5	6	6	7	8	8	9	10	11			
	LAMB Emily			0	0	1	1	1	1	1	2	2	2	3	3	3	3			
4	WARD Hayley			0	1	2	3	4	4	5	5	5	6	7	8	9	10	10	11	
	LAMB Emily			1	1	1	1	1	2	2	3	4	4	4	4	4	4	5	5	

Legend:

WS Women's Singles



Match Report

LIU Ziyi (CHN) 0 - 3 HO Tze Lok (HKG)

Match Summary		Match	Game 1	Game 2	Game 3	Game 4	Game 5
LIU Ziyi	CHN	0	8	3	1		
HO Tze Lok	HKG	3	11	11	11		
Duration		23min	8min	9min	8min		

Match Number: WS13 Court: 1

Referees: SAUNDERS Simon (FRA)

Game Progress

1 LIU Ziyi			1	2	2	2	3	3	3	3	3	3	4	4	5	5	6	7	8	8
HO Tze Lok			0	0	1	2	2	3	4	5	6	7	8	8	9	9	10	10	10	11
2 LIU Ziyi			0	0	0	0	1	1	1	1	2	2	3	3	3	3				
HO Tze Lok			1	2	3	4	4	5	6	7	7	8	8	9	10	11				
3 LIU Ziyi			0	0	0	0	1	1	1	1	1	1	1	1						
HO Tze Lok			1	2	3	4	4	5	6	7	8	9	10	11						

Legend:

WS Women's Singles



TRAMPOLINE GYMNASTICS

RESULTS BOOK

TABLE OF CONTENTS



43	Trampoline Gymnastics	4763
43.1	Table of Contents	4764
43.2	Competition Schedule	4769
43.3	Number of Entries by NOC	4770
43.4	Entry List by NOC	4771
43.4.1	Entry List by NOC Men	4771
43.4.2	Entry List by NOC Women	4773
43.5	Medallists by Event	4775
43.6	Medal Standings	4776
43.7	Men's Tumbling	4777
43.7.1	Results Summary	4778
43.7.2	Brackets	4779
43.7.3	Medallists	4780
43.7.4	Finals	4781
43.7.4.1	Start List	4781
43.7.4.2	Judges Assignments	4782
43.7.4.3	Results	4783
43.7.5	Semi Finals	4784
43.7.5.1	Start List	4784
43.7.5.2	Judges Assignments	4785
43.7.5.3	Results	4786
43.7.6	Qualification	4787
43.7.6.1	Start List	4787
43.7.6.2	Judges Assignments	4788
43.7.6.3	Results	4789
43.8	Men's Double Mini-Trampoline	4790
43.8.1	Results Summary	4791
43.8.2	Brackets	4792
43.8.3	Medallists	4793
43.8.4	Finals	4794
43.8.4.1	Start List	4794
43.8.4.2	Judges Assignments	4795
43.8.4.3	Results	4796
43.8.5	Semi Finals	4797
43.8.5.1	Start List	4797
43.8.5.2	Judges Assignments	4798
43.8.5.3	Results	4799

RESULTS BOOK


TABLE OF CONTENTS

43.8.6	Qualification	4800
43.8.6.1	Start List	4800
43.8.6.2	Judges Assignments	4801
43.8.6.3	Results	4802
43.9	Men's Synchronised	4803
43.9.1	Results Summary	4804
43.9.2	Brackets	4805
43.9.3	Medallists	4806
43.9.4	Finals	4807
43.9.4.1	Start List	4807
43.9.4.2	Judges Assignments	4808
43.9.4.3	Results	4809
43.9.5	Semi Finals	4810
43.9.5.1	Start List	4810
43.9.5.2	Judges Assignments	4811
43.9.5.3	Results	4812
43.9.6	Qualification	4813
43.9.6.1	Start List	4813
43.9.6.2	Judges Assignments	4814
43.9.6.3	Results	4815
43.10	Women's Tumbling	4816
43.10.1	Results Summary	4817
43.10.2	Brackets	4818
43.10.3	Medallists	4819
43.10.4	Finals	4820
43.10.4.1	Start List	4820
43.10.4.2	Judges Assignments	4821
43.10.4.3	Results	4822
43.10.5	Semi Finals	4823
43.10.5.1	Start List	4823
43.10.5.2	Judges Assignments	4824
43.10.5.3	Results	4825
43.10.6	Qualification	4826
43.10.6.1	Start List	4826
43.10.6.2	Judges Assignments	4827
43.10.6.3	Results	4828
43.11	Women's Double Mini-Trampoline	4829
43.11.1	Results Summary	4830
43.11.2	Brackets	4831
43.11.3	Medallists	4832
43.11.4	Finals	4833
43.11.4.1	Start List	4833
43.11.4.2	Judges Assignments	4834
43.11.4.3	Results	4835

RESULTS BOOK

TABLE OF CONTENTS

43.11.5	Semi Finals	4836
43.11.5.1	Start List	4836
43.11.5.2	Judges Assignments	4837
43.11.5.3	Results	4838
43.11.6	Qualification	4839
43.11.6.1	Start List	4839
43.11.6.2	Judges Assignments	4840
43.11.6.3	Results	4841
43.12	Women's Synchronised	4842
43.12.1	Results Summary	4843
43.12.2	Brackets	4844
43.12.3	Medallists	4845
43.12.4	Finals	4846
43.12.4.1	Start List	4846
43.12.4.2	Judges Assignments	4847
43.12.4.3	Results	4848
43.12.5	Semi Finals	4849
43.12.5.1	Start List	4849
43.12.5.2	Judges Assignments	4850
43.12.5.3	Results	4851
43.12.6	Qualification	4852
43.12.6.1	Start List	4852
43.12.6.2	Judges Assignments	4853
43.12.6.3	Results	4854




Competition Schedule

As of THU 7 AUG 2025

Date	Start Time	Estimated Finish Time	Event	Details
FRI 8 AUG	14:30	15:30	Men's Synchronised	Qualification
	19:45	19:55	Men's Synchronised	Semi Finals
	20:05	20:15	Men's Synchronised	Finals
SAT 9 AUG	15:00	15:30	Men's Double Mini-Trampoline	Qualification
	16:40	17:10	Women's Tumbling	Qualification
	19:30	19:40	Men's Double Mini-Trampoline	Semi Finals
	19:40	19:50	Men's Double Mini-Trampoline	Finals
	20:55	21:05	Women's Tumbling	Semi Finals
	21:05	21:15	Women's Tumbling	Finals
SUN 10 AUG	14:30	15:00	Women's Double Mini-Trampoline	Qualification
	15:10	16:05	Women's Synchronised	Qualification
	16:15	16:45	Men's Tumbling	Qualification
	19:40	19:50	Women's Double Mini-Trampoline	Semi Finals
	19:55	20:05	Women's Double Mini-Trampoline	Finals
	20:25	20:35	Women's Synchronised	Semi Finals
	20:45	20:55	Women's Synchronised	Finals
	21:15	21:25	Men's Tumbling	Semi Finals
	21:25	21:35	Men's Tumbling	Finals

Note:


Please check online for more details and the latest updates.



Number of Entries by NOC


As of THU 7 AUG 2025

NOC	Number of Gymnasts		
	Men	Women	Total
ARG - Argentina	1		1
AUS - Australia	2	4	6
AZE - Azerbaijan	1		1
BEL - Belgium	1	1	2
CAN - Canada	1	3	4
CHN - People's Republic of China		2	2
CZE - Czechia		2	2
DEN - Denmark	1		1
ESP - Spain	1	1	2
FRA - France	3	3	6
GBR - Great Britain	4	4	8
GER - Germany	2	1	3
GRE - Greece		1	1
JPN - Japan		3	3
NED - Netherlands	2		2
POR - Portugal	4	1	5
SWE - Sweden	2	1	3
UKR - Ukraine	3	1	4
USA - United States of America	4	4	8
Total: 19	32	32	64



Entry List by NOC

NOC	FIG Licence Number	Event Code	Date of Birth
ARG - Argentina			
FERRARI Santiago	34499	D	25 JUL 2003
AUS - Australia			
McGUINNESS Ethan	45489	T	8 MAR 2001
SITKOWSKI Troy	49929	D	14 FEB 2005
AZE - Azerbaijan			
ALIYEV Tofiq	32844	T	29 NOV 2004
BEL - Belgium			
DEKLERCK Brent	41595	D	26 DEC 2006
CAN - Canada			
DODD Gavin	28980	D	20 OCT 2003
DEN - Denmark			
ABILDGAARD Martin	33704	T	20 JUN 2002
ESP - Spain			
del SER Carlos	41809	D	26 SEP 2003
FRA - France			
CHARTIER Julian	31288	S	13 JUL 1999
HERGUE Hippolyte	45992	T	11 JAN 2006
RIOU Florestan	24996	S	23 JUN 2001
GBR - Great Britain			
AIKEREMIOKHA Omo	41071	D	28 APR 2005
PERZAMANOS Zak	31393	S	17 JUN 2003
TEAGUE Fred	47789	T	22 JUL 2006
WALKES Corey	24484	S	16 FEB 2001
GER - Germany			
LAUXTERMANN Caio	42272	S	4 APR 2003
VOGEL Fabian	13813	S	12 MAR 1995
NED - Netherlands			
MOL Jordy	36892	S	17 NOV 2001
VELDHUIZEN Rikkert	44211	S	20 SEP 2001
POR - Portugal			
ALBUQUERQUE Gabriel	42672	S	9 APR 2006
CABRAL Diogo	33798	D	25 FEB 1999
PESO Vasco	25088	T	21 JUL 2002
SANTOS Lucas	31144	S	26 SEP 2002




Entry List by NOC

NOC	FIG Licence Number	Event Code	Date of Birth
SWE - Sweden			
NORDFORS Jonas	6632	S	26 NOV 1992
SMITH Oscar	10796	S	6 MAY 1991
UKR - Ukraine			
CHERVONNYI Timofii	55724	T	12 DEC 2007
SANDOMYRSKYI Davyd	49129	S	21 MAR 2007
SOKOLOV Andrii	55681	S	10 NOV 2006
USA - United States of America			
BROWN Kaden	30249	T	25 JUL 2001
PADILLA Ruben	30397	D	5 JAN 2001
ROWLEY Isaac	24543	S	8 APR 1999
VOGEL Elijah	46049	S	9 NOV 2002

Legend:


D Double Mini-Trampoline **S** Synchronised **T** Tumbling

Timing and Results provided by Tissot



Entry List by NOC

NOC	FIG Licence Number	Event Code	Date of Birth
AUS - Australia			
CAUCHI Breannah	43023	T	7 JUL 2005
FOUNTIS Eva	65664	D	13 JAN 2007
HAGARTY Carina	24559	S	3 OCT 2000
WATTS Abbie	14084	S	16 MAY 1997
BEL - Belgium			
SPIESSENS Lani	48833	T	14 MAY 2008
CAN - Canada			
FLYNN Gabriella	49187	D	17 JAN 2001
METHOT Sophiane	23984	S	3 AUG 1998
MILETTE Sarah	29066	S	11 APR 1997
CHN - People's Republic of China			
HU Yicheng	25063	S	13 NOV 1998
ZHANG Xinxin	49975	S	13 JUN 2004
CZE - Czechia			
HRUDOVA Aneta	36734	S	29 JUL 2005
JURICKOVA Michaela	46097	S	18 SEP 2006
ESP - Spain			
RODRIGUEZ Melania	24204	D	29 JAN 2001
FRA - France			
BRIERE-VETILLARD Candy	34349	T	17 OCT 2003
BROUSSE Clea	41548	S	27 AUG 2004
LABROUSSE Lea	11909	S	6 APR 1997
GBR - Great Britain			
KEALY Megan	24664	T	24 JAN 2000
PAGE Bryony	14023	S	10 DEC 1990
SONGHURST Isabelle	18098	S	16 JAN 1999
WAY Kirsty	29188	D	10 JUL 1998
GER - Germany			
HEINRICH Anastasia	51980	D	29 MAR 2005
GRE - Greece			
EFRAIMOGLU Alexandra	34371	T	25 NOV 2004
JPN - Japan			
KITAORI Eri	23898	T	4 OCT 2002
MORI Hikaru	19756	S	7 JUL 1999
TANAKA Saki	33999	S	30 OCT 2003




Entry List by NOC

NOC	FIG Licence Number	Event Code	Date of Birth
POR - Portugal			
GAGO Diana	42720	D	29 MAR 2002
SWE - Sweden			
STJAERNBORG Tuva	47880	D	13 APR 2006
UKR - Ukraine			
DENYSOVA Diana	49051	T	4 OCT 2006
USA - United States of America			
AMANO Maia	41638	S	21 NOV 2003
GARAFALO Leah	53626	S	24 JUL 2006
HARDER Grace	53601	D	16 DEC 2004
KATCHALOVA Anastasia	49795	T	14 JUN 2005

Legend:

D Double Mini-Trampoline **S** Synchronised **T** Tumbling

Timing and Results provided by Tissot




Medallists by Event

As of SUN 10 AUG 2025 at 21:41

After 6 of 6 Events

Event	Date	Medal	Name	NOC Code
Men's Synchronised	FRI 8 AUG	GOLD	ALBUQUERQUE Gabriel SANTOS Lucas	POR
		SILVER	VELDHUIZEN Rikkert MOL Jordy	NED
		BRONZE	LAUXTERMANN Caio VOGEL Fabian	GER
Men's Double Mini-Trampoline	SAT 9 AUG	GOLD	DEKLERCK Brent	BEL
		SILVER	AIKEREMIOKHA Omo	GBR
		BRONZE	DODD Gavin	CAN
Women's Tumbling	SAT 9 AUG	GOLD	KEALY Megan	GBR
		SILVER	BRIERE-VETILLARD Candy	FRA
		BRONZE	EFRAIMOGLOU Alexandra	GRE
Women's Double Mini-Trampoline	SUN 10 AUG	GOLD	GAGO Diana	POR
		SILVER	HARDER Grace	USA
		BRONZE	RODRIGUEZ Melania	ESP
Women's Synchronised	SUN 10 AUG	GOLD	HU Yicheng ZHANG Xinxin	CHN
		SILVER	TANAKA Saki MORI Hikaru	JPN
		BRONZE	MILETTE Sarah METHOT Sophiane	CAN
Men's Tumbling	SUN 10 AUG	GOLD	BROWN Kaden	USA
		SILVER	ALIYEV Tofig	AZE
		BRONZE	TEAGUE Fred	GBR



Medal Standings

As of SUN 10 AUG 2025 at 21:41

After 6 of 6 Events

Rank	NOC	Men				Women				Total				Rank by Total
		G	S	B	Tot.	G	S	B	Tot.	G	S	B	Tot.	
1	POR - Portugal	1			1	1			1	2			2	=2
2	GBR - Great Britain		1	1	2	1			1	1	1	1	3	1
3	USA - United States of America	1			1		1		1	1	1		2	=2
4	BEL - Belgium	1			1					1			1	=5
4	CHN - People's Republic of China					1			1	1			1	=5
6	AZE - Azerbaijan		1		1						1		1	=5
6	FRA - France						1		1		1		1	=5
6	JPN - Japan						1		1		1		1	=5
6	NED - Netherlands		1		1						1		1	=5
10	CAN - Canada			1	1			1	1			2	2	=2
11	ESP - Spain							1	1			1	1	=5
11	GER - Germany			1	1							1	1	=5
11	GRE - Greece							1	1			1	1	=5
Total:		3	3	3	9	3	3	3	9	6	6	6	18	

Note:

Rank by Total is calculated by the total number of gold, silver and bronze medals.

Legend:


= Equal sign indicates that two or more NOCs share the same rank by total **B** Bronze **G** Gold **S** Silver
Tot. Total

Timing and Results provided by Tissot



TRAMPOLINE GYMNASTICS


Men's Tumbling



SUN 10 AUG 2025

Results Summary

Rank	Name	NOC Code	Score
Gold Medal Final			
1	BROWN Kaden	USA	32.000
2	ALIYEV Tofig	AZE	30.500
Bronze Medal Final			
3	TEAGUE Fred	GBR	28.500
4	McGUINNESS Ethan	AUS	24.900
Qualification			
5	ABILDGAARD Martin	DEN	55.000
6	PESO Vasco	POR	53.700
7	HERGUE Hippolyte	FRA	45.500
8	CHERVONNYI Timofii	UKR	40.200



SUN 10 AUG 2025

Brackets

QUALIFICATION - 16:15	SEMI FINALS - 21:15	FINALS - 21:25
-----------------------	---------------------	----------------

1	ALIYEV Tofig	AZE	58.000
2	BROWN Kaden	USA	57.400
3	McGUINNESS Ethan	AUS	56.400
4	TEAGUE Fred	GBR	56.200
5	ABILDGAARD Martin	DEN	55.000
6	PESO Vasco	POR	53.700
7	HERGUE Hippolyte	FRA	45.500
8	CHERVONNYI Timofii	UKR	40.200

Semi Final 1

TEAGUE Fred	23.400
ALIYEV Tofig	26.500

Semi Final 2

McGUINNESS Ethan	29.400
BROWN Kaden	29.800


Bronze Final

TEAGUE Fred	28.500
McGUINNESS Ethan	24.900

Gold Final


ALIYEV Tofig	30.500
BROWN Kaden	32.000

Ranking Summary
Gold BROWN Kaden
Silver ALIYEV Tofig
Bronze TEAGUE Fred
 4 McGUINNESS Ethan




Medallists

Medal	Name	NOC
GOLD	BROWN Kaden	USA - United States of America
SILVER	ALIYEV Tofiq	AZE - Azerbaijan
BRONZE	TEAGUE Fred	GBR - Great Britain

SUN 10 AUG 2025
Start Time 21:25

Start List

Bronze Final			Gold Final		
Start Order	Name	NOC Code	Start Order	Name	NOC Code
1	TEAGUE Fred	GBR	1	ALIYEV Tofiq	AZE
2	McGUINNESS Ethan	AUS	2	BROWN Kaden	USA



Judges Assignments

Superior Jury LAMBERT Christophe


FIG President

Function	Name	NOC Code
CJP	ALIYEV Rahib	AZE
D1	CASTANHO Fabio	POR
D2	van LINDEN Evi	BEL
E1	SPEAR Jarrod	AUS
E2	TROFYMENKO Liliia	UKR
E3	McDONALD Amy	USA
E4	NIELSEN Malthe	DEN
E5	FUKUI Naoya	JPN
E6	EVANS Gemma	GBR

Legend:

CJP Chair of Judges' Panel **Dx** Difficulty Judges (x=1-2) **Ex** Execution Judges (x=1-6)

Timing and Results provided by Tissot



SUN 10 AUG 2025


Results

Rank	Name	NOC Code	Group	D Score	E Score	Pen.	Total
1	BROWN Kaden	USA	2	13.400	18.600		32.000
2	ALIYEV Tofig	AZE	2	12.400	18.100		30.500
3	TEAGUE Fred	GBR	1	10.800	17.700		28.500
4	McGUINNESS Ethan	AUS	1	10.900	14.200	-0.200	24.900

Legend:

D Difficulty **E** Execution **Pen.** Penalty

Timing and Results provided by Tissot

SUN 10 AUG 2025
Start Time 21:15

Start List

Semi Final 1			Semi Final 2		
Start Order	Name	NOC Code	Start Order	Name	NOC Code
1	TEAGUE Fred	GBR	1	McGUINNESS Ethan	AUS
2	ALIYEV Tofiq	AZE	2	BROWN Kaden	USA


Reserves

R1 ABILDGAARD Martin

DEN

Legend:

Rx Reserve



Judges Assignments

Superior Jury LAMBERT Christophe


FIG President

Function	Name	NOC Code
CJP	ALIYEV Rahib	AZE
D1	CASTANHO Fabio	POR
D2	van LINDEN Evi	BEL
E1	SPEAR Jarrod	AUS
E2	TROFYMENKO Liliia	UKR
E3	McDONALD Amy	USA
E4	NIELSEN Malthe	DEN
E5	FUKUI Naoya	JPN
E6	EVANS Gemma	GBR

Legend:

CJP Chair of Judges' Panel **Dx** Difficulty Judges (x=1-2) **Ex** Execution Judges (x=1-6)

Timing and Results provided by Tissot




Results

Name	NOC Code	Group	D Score	E Score	Pen.	Total
ALIYEV Tofiq	AZE	1	9.200	17.300		26.500
BROWN Kaden	USA	2	11.500	18.300		29.800
TEAGUE Fred	GBR	1	7.000	16.400		23.400
McGUINNESS Ethan	AUS	2	13.000	16.600	-0.200	29.400

Legend:


D Difficulty **E** Execution **Pen.** Penalty

Timing and Results provided by Tissot

SUN 10 AUG 2025
Start Time 16:15

Start List

Start Order	Name	NOC Code
1	McGUINNESS Ethan	AUS
2	TEAGUE Fred	GBR
3	CHERVONNYI Timofii	UKR
4	HERGUE Hippolyte	FRA
5	PESO Vasco	POR
6	BROWN Kaden	USA
7	ALIYEV Tofiq	AZE
8	ABILDGAARD Martin	DEN



Judges Assignments

Superior Jury LAMBERT Christophe

FIG President

Function	Name	NOC Code
CJP	ALIYEV Rahib	AZE
D1	CASTANHO Fabio	POR
D2	van LINDEN Evi	BEL
E1	SPEAR Jarrod	AUS
E2	TROFYMENKO Liliia	UKR
E3	McDONALD Amy	USA
E4	ZAFEIRIOU Paraskevi	GRE
E5	FUKUI Naoya	JPN
E6	EVANS Gemma	GBR


Reserve

	Name	NOC Code
R1	NIELSEN Malthe	DEN

Legend:

CJP Chair of Judges' Panel **Dx** Difficulty Judges (x=1-2) **Ex** Execution Judges (x=1-6) **Rx** Reserve Judge

Timing and Results provided by Tissot



SUN 10 AUG 2025

Results

Rank	Name	NOC Code	Exercise	D Score	E Score	Pen.	Exercise Total	Exercise Rank	Total
1	ALIYEV Tofig	AZE	1st	11.400	17.600		29.000	(2)	58.000 Q
			2nd	11.000	18.000		29.000	(1)	
2	BROWN Kaden	USA	1st	11.100	18.200		29.300	(1)	57.400 Q
			2nd	9.900	18.200		28.100	(4)	
3	McGUINNESS Ethan	AUS	1st	11.300	16.900		28.200	(3)	56.400 Q
			2nd	10.300	17.900		28.200	(3)	
4	TEAGUE Fred	GBR	1st	10.800	17.100		27.900	(4)	56.200 Q
			2nd	11.200	17.100		28.300	(2)	
5	ABILDGAARD Martin	DEN	1st	10.000	17.800		27.800	(5)	55.000 R1
			2nd	9.600	17.600		27.200	(5)	
6	PESO Vasco	POR	1st	10.800	16.400		27.200	(6)	53.700
			2nd	9.500	17.000		26.500	(6)	
7	HERGUE Hippolyte	FRA	1st	6.900	18.400		25.300	(7)	45.500
			2nd	3.700	16.500		20.200	(=7)	
8	CHERVONNYI Timofii	UKR	1st	4.300	15.900	-0.200	20.000	(8)	40.200
			2nd	4.500	15.700		20.200	(=7)	

Legend:


=	Equal sign indicates that two or more gymnasts share the same rank by total	1st	1st Exercise
2nd	2nd Exercise	D	Difficulty
E	Execution	Pen.	Penalty
Q	Qualified	Rx	Reserve

Timing and Results provided by Tissot



TRAMPOLINE GYMNASTICS


Men's Double
Mini-Trampoline



SAT 9 AUG 2025

Results Summary

Rank	Name	NOC Code	Score
Gold Medal Final			
1	DEKLERCK Brent	BEL	26.800
2	AIKEREMIOKHA Omo	GBR	25.900
Bronze Medal Final			
3	DODD Gavin	CAN	29.000
4	SITKOWSKI Troy	AUS	26.500
Qualification			
5	PADILLA Ruben	USA	52.600
6	del SER Carlos	ESP	49.400
7	CABRAL Diogo	POR	47.800
8	FERRARI Santiago	ARG	47.100



SAT 9 AUG 2025

Brackets

QUALIFICATION - 15:00	SEMI FINALS - 19:30	FINALS - 19:40
-----------------------	---------------------	----------------

1	DODD Gavin	CAN	58.000
2	SITKOWSKI Troy	AUS	56.000
3	DEKLERCK Brent	BEL	55.900
4	AIKEREMIOKHA Omo	GBR	54.200
5	PADILLA Ruben	USA	52.600
6	del SER Carlos	ESP	49.400
7	CABRAL Diogo	POR	47.800
8	FERRARI Santiago	ARG	47.100

Semi Final 1

AIKEREMIOKHA Omo	30.400
DODD Gavin	28.600

Semi Final 2

DEKLERCK Brent	28.600
SITKOWSKI Troy	28.100

Bronze Final


DODD Gavin	29.000
SITKOWSKI Troy	26.500

Gold Final

AIKEREMIOKHA Omo	25.900
DEKLERCK Brent	26.800


Ranking Summary

Gold DEKLERCK Brent
Silver AIKEREMIOKHA Omo
Bronze DODD Gavin
 4 SITKOWSKI Troy




Medallists

Medal	Name	NOC
GOLD	DEKLERCK Brent	BEL - Belgium
SILVER	AIKEREMIOKHA Omo	GBR - Great Britain
BRONZE	DODD Gavin	CAN - Canada

SAT 9 AUG 2025
Start Time 19:40

Start List

Bronze Final			Gold Final		
Start Order	Name	NOC Code	Start Order	Name	NOC Code
1	DODD Gavin	CAN	1	AIKEREMIOKHA Omo	GBR
2	SITKOWSKI Troy	AUS	2	DEKLERCK Brent	BEL



Judges Assignments

Superior Jury LAMBERT Christophe

FIG President

Function	Name	NOC Code
CJP	SCOTT Brian	GBR
D1	MARQUES Joao	POR
D2	FREJEMARK Alexander	SWE
E1	STIRLING Trevor	CAN
E2	GAIDA Viola	GER
E3	FILGUEIRA BRAVO Santiago	ESP
E4	SPEAR Jarrod	AUS
E5	WILLIAMS Joshua	USA
E6	AVAU Stijn	BEL


Reserve

	Name	NOC Code
R1	CASTANHO Fabio	POR

Legend:

CJP Chair of Judges' Panel **Dx** Difficulty Judges (x=1-2) **Ex** Execution Judges (x=1-6) **Rx** Reserve Judge


Timing and Results provided by Tissot



Results

Rank	Name	NOC Code	Group	D Score	E Score	Pen.	Total
1	DEKLERCK Brent	BEL	2	8.400	19.000	-0.600	26.800
2	AIKEREMIOKHA Omo	GBR	2	8.300	18.600	-1.000	25.900
3	DODD Gavin	CAN	1	10.800	18.800	-0.600	29.000
4	SITKOWSKI Troy	AUS	1	9.600	17.900	-1.000	26.500

Legend:			
D	Difficulty	E	Execution
		Pen.	Penalty



Start List

Semi Final 1			Semi Final 2		
Start Order	Name	NOC Code	Start Order	Name	NOC Code
1	AIKEREMIOKHA Omo	GBR	1	DEKLERCK Brent	BEL
2	DODD Gavin	CAN	2	SITKOWSKI Troy	AUS


Reserves

R1 PADILLA Ruben

USA

Legend:

Rx Reserve



Judges Assignments

Superior Jury LAMBERT Christophe

FIG President

Function	Name	NOC Code
CJP	SCOTT Brian	GBR
D1	MARQUES Joao	POR
D2	FREJEMARK Alexander	SWE
E1	STIRLING Trevor	CAN
E2	GAIDA Viola	GER
E3	FILGUEIRA BRAVO Santiago	ESP
E4	SPEAR Jarrod	AUS
E5	WILLIAMS Joshua	USA
E6	AVAU Stijn	BEL


Reserve

	Name	NOC Code
R1	CASTANHO Fabio	POR

Legend:

CJP Chair of Judges' Panel **Dx** Difficulty Judges (x=1-2) **Ex** Execution Judges (x=1-6) **Rx** Reserve Judge

Timing and Results provided by Tissot




Results

Name	NOC Code	Group	D Score	E Score	Pen.	Total
AIKEREMIOKHA Omo	GBR	1	12.400	18.600	-0.600	30.400
DEKLERCK Brent	BEL	2	10.000	18.600		28.600
DODD Gavin	CAN	1	10.000	19.200	-0.600	28.600
SITKOWSKI Troy	AUS	2	10.000	18.700	-0.600	28.100

Legend:


D Difficulty **E** Execution **Pen.** Penalty

Timing and Results provided by Tissot

SAT 9 AUG 2025
Start Time 15:00

Start List

Start Order	Name	NOC Code
1	DODD Gavin	CAN
2	FERRARI Santiago	ARG
3	PADILLA Ruben	USA
4	del SER Carlos	ESP
5	CABRAL Diogo	POR
6	AIKEREMIOKHA Omo	GBR
7	SITKOWSKI Troy	AUS
8	DEKLERCK Brent	BEL



Judges Assignments

Superior Jury LAMBERT Christophe

FIG President

Function	Name	NOC Code
CJP	SCOTT Brian	GBR
D1	MARQUES Joao	POR
D2	FREJEMARK Alexander	SWE
E1	STIRLING Trevor	CAN
E2	GAIDA Viola	GER
E3	FILGUEIRA BRAVO Santiago	ESP
E4	SPEAR Jarrod	AUS
E5	WILLIAMS Joshua	USA
E6	AVAU Stijn	BEL


Reserve

	Name	NOC Code
R1	CASTANHO Fabio	POR

Legend:

CJP Chair of Judges' Panel **Dx** Difficulty Judges (x=1-2) **Ex** Execution Judges (x=1-6) **Rx** Reserve Judge

Timing and Results provided by Tissot



Results

Rank	Name	NOC Code	Exercise	D Score	E Score	Pen.	Exercise Total	Exercise Rank	Total
1	DODD Gavin	CAN	1st 2nd	10.000 10.800	19.200 18.600	-0.600	29.200 28.800	(1) (2)	58.000 Q
2	SITKOWSKI Troy	AUS	1st 2nd	10.000 9.600	18.200 18.400	-0.200	28.000 28.000	(5) (3)	56.000 Q
3	DEKLERCK Brent	BEL	1st 2nd	10.000 8.400	18.900 19.200	-0.600	28.900 27.000	(2) (4)	55.900 Q
4	AIKEREMIOKHA Omo	GBR	1st 2nd	10.400 8.700	18.600 18.100	-0.600 -1.000	28.400 25.800	(3) (5)	54.200 Q
5	PADILLA Ruben	USA	1st 2nd	5.900 13.100	15.200 19.000	-0.600	21.100 31.500	(8) (1)	52.600 R1
6	del SER Carlos	ESP	1st 2nd	10.300 5.900	18.400 15.400	-0.600	28.100 21.300	(4) (6)	49.400
7	CABRAL Diogo	POR	1st 2nd	10.000 5.100	18.300 15.200	-0.800	27.500 20.300	(6) (=7)	47.800
8	FERRARI Santiago	ARG	1st 2nd	7.600 5.100	19.200 15.200		26.800 20.300	(7) (=7)	47.100

Legend:


=	Equal sign indicates that two or more gymnasts share the same rank by total	1st	1st Exercise
2nd	2nd Exercise	D	Difficulty
E	Execution	Pen.	Penalty
Q	Qualified	Rx	Reserve

Timing and Results provided by Tissot



TRAMPOLINE GYMNASTICS


Men's Synchronised



FRI 8 AUG 2025

Results Summary

Rank	Name	NOC Code	Score
Gold Medal Final			
1	Portugal	POR	31.790
2	Netherlands	NED	15.810
Bronze Medal Final			
3	Germany	GER	52.450
4	France	FRA	5.660
Qualification			
5	United States of America	USA	49.630
6	Great Britain	GBR	48.710
7	Sweden	SWE	43.950
8	Ukraine	UKR	23.310



FRI 8 AUG 2025

Brackets

QUALIFICATION - 14:30	SEMI FINALS - 19:45	FINALS - 20:05
-----------------------	---------------------	----------------

1	France	52.440
	RIOU Florestan CHARTIER Julian	
2	Portugal	51.550
	ALBUQUERQUE Gabriel SANTOS Lucas	
3	Germany	51.190
	LAUXTERMANN Caio VOGEL Fabian	
4	Netherlands	50.140
	VELDHUIZEN Rikkert MOL Jordy	
5	United States of America	49.630
	ROWLEY Isaac VOGEL Elijah	
6	Great Britain	48.710
	WALKES Corey PERZAMANOS Zak	
7	Sweden	43.950
	SMITH Oscar NORDFORS Jonas	
8	Ukraine	23.310
	SANDOMYRSKYI Davyd SOKOLOV Andrii	


Semi Final 1	
Netherlands	14.810
France	12.250

Semi Final 2	
Germany	21.460
Portugal	25.900

Bronze Final	
France	5.660
Germany	52.450


Gold Final	
Netherlands	15.810
Portugal	31.790

Ranking Summary	
Gold	Portugal
Silver	Netherlands
Bronze	Germany
	4 France



Medallists

Medal	NOC	Name
GOLD	POR - Portugal	ALBUQUERQUE Gabriel SANTOS Lucas
SILVER	NED - Netherlands	VELDHUIZEN Rikkert MOL Jordy
BRONZE	GER - Germany	LAUXTERMANN Caio VOGEL Fabian




Start List

Bronze Final				
Start Order	NOC	NOC Code	Competitor 1	Competitor 2

1	France	FRA	RIOU Florestan	CHARTIER Julian
2	Germany	GER	LAUXTERMANN Caio	VOGEL Fabian

Gold Final				
Start Order	NOC	NOC Code	Competitor 1	Competitor 2

1	Netherlands	NED	VELDHUIZEN Rikkert	MOL Jordy
2	Portugal	POR	ALBUQUERQUE Gabriel	SANTOS Lucas



Judges Assignments

Superior Jury LAMBERT Christophe

FIG President

Function	Name	NOC Code
CJP	REHOROVA Martina	CZE
D1	MARQUES Joao	POR
D2	SIEGFRIED Patrick	GER
E1	GULISASHVILI Konstantin	USA
E2	SODERLUND Jenny	SWE
E3	BOROVSKA Natalya	UKR
E4	STIRLING Trevor	CAN
E5	FUKUI Naoya	JPN
E6	SCOTT Brian	GBR


Reserve

	Name	NOC Code
R1	van der GOETEN Saskia	NED

Legend:

CJP Chair of Judges' Panel **Dx** Difficulty Judges (x=1-2) **Ex** Execution Judges (x=1-6) **Rx** Reserve Judge

Timing and Results provided by Tissot




Results

Rank	Name	NOC Code	Group	D Score	E Score	S Score	H Score	Pen.	Total
1	Portugal ALBUQUERQUE Gabriel SANTOS Lucas	POR	2	10.600	4.850	10.940	5.400		31.790
2	Netherlands VELDHUIZEN Rikkert MOL Jordy	NED	2	5.200	2.100	5.760	2.750		15.810
3	Germany LAUXTERMANN Caio VOGEL Fabian	GER	1	16.300	7.700	19.100	9.350		52.450
4	France RIOU Florestan CHARTIER Julian	FRA	1	2.000	0.850	1.960	0.850		5.660

Legend:

D	Difficulty	E	Execution	H	Horizontal Displacement	Pen.	Penalty
S	Synchronisation						

Timing and Results provided by Tissot



FRI 8 AUG 2025
Start Time 19:45


Start List

Semi Final 1				
Start Order	NOC	NOC Code	Competitor 1	Competitor 2
1	Netherlands	NED	VELDHUIZEN Rikkert	MOL Jordy
2	France	FRA	RIOU Florestan	CHARTIER Julian

Semi Final 2				
Start Order	NOC	NOC Code	Competitor 1	Competitor 2
1	Germany	GER	LAUXTERMANN Caio	VOGEL Fabian
2	Portugal	POR	ALBUQUERQUE Gabriel	SANTOS Lucas

Reserves				
R1	United States of America	USA	ROWLEY Isaac	VOGEL Elijah

Legend:	
Rx	Reserve



Judges Assignments

Superior Jury LAMBERT Christophe

FIG President

Function	Name	NOC Code
CJP	REHOROVA Martina	CZE
D1	MARQUES Joao	POR
D2	SIEGFRIED Patrick	GER
E1	GULISASHVILI Konstantin	USA
E2	SODERLUND Jenny	SWE
E3	BOROVSKA Natalya	UKR
E4	STIRLING Trevor	CAN
E5	FUKUI Naoya	JPN
E6	SCOTT Brian	GBR


Reserve

	Name	NOC Code
R1	van der GOETEN Saskia	NED

Legend:

CJP Chair of Judges' Panel **Dx** Difficulty Judges (x=1-2) **Ex** Execution Judges (x=1-6) **Rx** Reserve Judge

Timing and Results provided by Tissot



FRI 8 AUG 2025


Results

Name	NOC Code	Group	D Score	E Score	S Score	H Score	Pen.	Total
Netherlands								
VELDHUIZEN Rikkert	MOL Jordy	NED 1	5.200	1.950	4.960	2.700		14.810
Portugal								
ALBUQUERQUE Gabriel	SANTOS Lucas	POR 2	8.900	4.100	8.300	4.600		25.900
France								
RIOU Florestan	CHARTIER Julian	FRA 1	1.700	2.550	5.400	2.600		12.250
Germany								
LAUXTERMANN Caio	VOGEL Fabian	GER 2	6.900	3.100	7.760	3.700		21.460

Legend:


D	Difficulty	E	Execution	H	Horizontal Displacement	Pen.	Penalty
S	Synchronisation						

Timing and Results provided by Tissot



Start List

Start Order	NOC	NOC Code	Competitor 1	Competitor 2
1	Ukraine	UKR	SANDOMYRSKYI Davyd	SOKOLOV Andrii
2	Sweden	SWE	SMITH Oscar	NORDFORS Jonas
3	Netherlands	NED	VELDHUIZEN Rikkert	MOL Jordy
4	Portugal	POR	ALBUQUERQUE Gabriel	SANTOS Lucas
5	United States of America	USA	ROWLEY Isaac	VOGEL Elijah
6	France	FRA	RIOU Florestan	CHARTIER Julian
7	Germany	GER	LAUXTERMANN Caio	VOGEL Fabian
8	Great Britain	GBR	WALKES Corey	PERZAMANOS Zak



Judges Assignments

Superior Jury LAMBERT Christophe

FIG President

Function	Name	NOC Code
CJP	REHOROVA Martina	CZE
D1	MARQUES Joao	POR
D2	SIEGFRIED Patrick	GER
E1	GULISASHVILI Konstantin	USA
E2	SODERLUND Jenny	SWE
E3	BOROVSKA Natalya	UKR
E4	STIRLING Trevor	CAN
E5	FUKUI Naoya	JPN
E6	SCOTT Brian	GBR


Reserve

	Name	NOC Code
R1	van der GOETEN Saskia	NED

Legend:

CJP Chair of Judges' Panel **Dx** Difficulty Judges (x=1-2) **Ex** Execution Judges (x=1-6) **Rx** Reserve Judge

Timing and Results provided by Tissot



Results

Rank	Name	NOC Code	Exercise	D Score	E Score	S Score	H Score	Pen.	Exercise Total	Rank	Best Score
1	France RIOU Florestan	FRA	1st	16.600	7.850	18.640	9.350		52.440	(1)	52.440 Q
			2nd	0.000	0.000	0.000	0.000		0.000	(8)	
2	Portugal ALBUQUERQUE Gabriel	POR	1st	17.500	8.100	16.900	9.050		51.550	(2)	51.550 Q
	SANTOS Lucas		2nd	5.700	2.700	5.160	2.850	-0.200	16.210	(5)	
3	Germany LAUXTERMANN Caio	GER	1st	16.300	7.450	17.460	9.400		50.610	(3)	51.190 Q
	VOGEL Fabian		2nd	16.300	7.500	18.140	9.250		51.190	(1)	
4	Netherlands VELDHUIZEN Rikkert	NED	1st	15.900	6.600	18.340	9.300		50.140	(4)	50.140 Q
	MOL Jordy		2nd	15.900	6.750	16.900	9.050		48.600	(3)	
5	United States of America ROWLEY Isaac	USA	1st	8.900	3.950	9.380	4.650		26.880	(7)	49.630 R1
	VOGEL Elijah		2nd	16.600	7.700	15.980	9.350		49.630	(2)	
6	Great Britain WALKES Corey	GBR	1st	16.300	7.700	15.560	9.150		48.710	(5)	48.710
	PERZAMANOS Zak		2nd	2.000	0.900	1.840	1.000		5.740	(6)	
7	Sweden SMITH Oscar	SWE	1st	9.700	4.400	10.060	5.450		29.610	(6)	43.950
	NORDFORS Jonas		2nd	13.400	6.750	15.700	8.100		43.950	(4)	
8	Ukraine SANDOMYRSKYI Davyd	UKR	1st	8.000	3.850	6.860	4.600		23.310	(8)	23.310
	SOKOLOV Andrii		2nd	2.000	0.850	1.900	0.850	-0.200	5.400	(7)	

Legend:


-	Did not perform 2nd exercise	1st	1st Exercise	2nd	2nd Exercise	D	Difficulty
E	Execution	H	Horizontal Displacement	Pen.	Penalty	Q	Qualified
Rx	Reserve	S	Synchronisation				

Timing and Results provided by Tissot



TRAMPOLINE GYMNASTICS


Women's Tumbling



SAT 9 AUG 2025

Results Summary

Rank	Name	NOC Code	Score
Gold Medal Final			
1	KEALY Megan	GBR	25.300
2	BRIERE-VETILLARD Candy	FRA	22.700
Bronze Medal Final			
3	EFRAIMOGLOU Alexandra	GRE	25.700
4	SPIESSENS Lani	BEL	24.900
Qualification			
5	CAUCHI Breannah	AUS	44.300
6	KATCHALOVA Anastasia	USA	38.000
7	DENYSOVA Diana	UKR	37.500
8	KITAORI Eri	JPN	34.600



SAT 9 AUG 2025

Brackets

QUALIFICATION - 16:40	SEMI FINALS - 20:55	FINALS - 21:05
-----------------------	---------------------	----------------

1	BRIERE-VETILLARD Candy	FRA	51.600
2	KEALY Megan	GBR	50.900
3	EFRAIMOGLU Alexandra	GRE	49.400
4	SPIESSENS Lani	BEL	48.200
5	CAUCHI Breannah	AUS	44.300
6	KATCHALOVA Anastasia	USA	38.000
7	DENYSOVA Diana	UKR	37.500
8	KITAORI Eri	JPN	34.600

Semi Final 1

SPIESSENS Lani	24.100
BRIERE-VETILLARD Candy	25.400

Semi Final 2

EFRAIMOGLU Alexandra	24.900
KEALY Megan	25.600

Bronze Final


SPIESSENS Lani	24.900
EFRAIMOGLU Alexandra	25.700

Gold Final

BRIERE-VETILLARD Candy	22.700
KEALY Megan	25.300


Ranking Summary

Gold KEALY Megan
Silver BRIERE-VETILLARD Candy
Bronze EFRAIMOGLU Alexandra
 4 SPIESSENS Lani




Medallists

Medal	Name	NOC
GOLD	KEALY Megan	GBR - Great Britain
SILVER	BRIERE-VETILLARD Candy	FRA - France
BRONZE	EFRAIMOGLOU Alexandra	GRE - Greece

SAT 9 AUG 2025
Start Time 21:05

Start List

Bronze Final			Gold Final		
Start Order	Name	NOC Code	Start Order	Name	NOC Code
1	SPIESSENS Lani	BEL	1	BRIERE-VETILLARD Candy	FRA
2	EFRAIMOGLU Alexandra	GRE	2	KEALY Megan	GBR



Judges Assignments

Superior Jury LAMBERT Christophe

FIG President

Function	Name	NOC Code
CJP	TARIN Yves	FRA
D1	ZAFEIRIOU Paraskevi	GRE
D2	FUKUI Naoya	JPN
E1	EVANS Gemma	GBR
E2	MARQUES Joao	POR
E3	NIELSEN Malthe	DEN
E4	van LINDEN Evi	BEL
E5	ALIYEV Rahib	AZE
E6	TROFYMENKO Liliia	UKR


Reserve

	Name	NOC Code
R1	McDONALD Amy	USA

Legend:

CJP Chair of Judges' Panel **Dx** Difficulty Judges (x=1-2) **Ex** Execution Judges (x=1-6) **Rx** Reserve Judge

Timing and Results provided by Tissot




SAT 9 AUG 2025

Results

Rank	Name	NOC Code	Group	D Score	E Score	Pen.	Total
1	KEALY Megan	GBR	2	7.000	18.300		25.300
2	BRIERE-VETILLARD Candy	FRA	2	6.100	17.000	-0.400	22.700
3	EFRAIMOGLU Alexandra	GRE	1	7.500	18.200		25.700
4	SPIESSENS Lani	BEL	1	7.900	17.200	-0.200	24.900

Legend:			
D	Difficulty	E	Execution
		Pen.	Penalty



SAT 9 AUG 2025
Start Time 20:55

Start List

Semi Final 1			Semi Final 2		
Start Order	Name	NOC Code	Start Order	Name	NOC Code
1	SPIESSENS Lani	BEL	1	EFRAIMOGLOU Alexandra	GRE
2	BRIERE-VETILLARD Candy	FRA	2	KEALY Megan	GBR


Reserves

R1 CAUCHI Breannah

AUS

Legend:

Rx Reserve



Judges Assignments

Superior Jury LAMBERT Christophe

FIG President

Function	Name	NOC Code
CJP	TARIN Yves	FRA
D1	ZAFEIRIOU Paraskevi	GRE
D2	FUKUI Naoya	JPN
E1	EVANS Gemma	GBR
E2	MARQUES Joao	POR
E3	NIELSEN Malthe	DEN
E4	van LINDEN Evi	BEL
E5	ALIYEV Rahib	AZE
E6	TROFYMENKO Liliia	UKR


Reserve

	Name	NOC Code
R1	McDONALD Amy	USA

Legend:

CJP Chair of Judges' Panel **Dx** Difficulty Judges (x=1-2) **Ex** Execution Judges (x=1-6) **Rx** Reserve Judge

Timing and Results provided by Tissot



SAT 9 AUG 2025


Results

Name	NOC Code	Group	D Score	E Score	Pen.	Total
BRIERE-VETILLARD Candy	FRA	1	6.900	18.500		25.400
KEALY Megan	GBR	2	7.000	18.600		25.600
SPIESSENS Lani	BEL	1	7.400	16.700		24.100
EFRAIMOGLU Alexandra	GRE	2	6.900	18.000		24.900

Legend:


D Difficulty **E** Execution **Pen.** Penalty

Timing and Results provided by Tissot

SAT 9 AUG 2025
Start Time 16:40

Start List

Start Order	Name	NOC Code
1	DENYSOVA Diana	UKR
2	EFRAIMOGLOU Alexandra	GRE
3	KITAORI Eri	JPN
4	KEALY Megan	GBR
5	BRIERE-VETILLARD Candy	FRA
6	CAUCHI Breannah	AUS
7	SPIESSENS Lani	BEL
8	KATCHALOVA Anastasia	USA



Judges Assignments

Superior Jury LAMBERT Christophe

FIG President

Function	Name	NOC Code
CJP	TARIN Yves	FRA
D1	ZAFEIRIOU Paraskevi	GRE
D2	FUKUI Naoya	JPN
E1	EVANS Gemma	GBR
E2	MARQUES Joao	POR
E3	NIELSEN Malthe	DEN
E4	van LINDEN Evi	BEL
E5	ALIYEV Rahib	AZE
E6	TROFYMENKO Liliia	UKR


Reserve

	Name	NOC Code
R1	McDONALD Amy	USA

Legend:

CJP Chair of Judges' Panel **Dx** Difficulty Judges (x=1-2) **Ex** Execution Judges (x=1-6) **Rx** Reserve Judge

Timing and Results provided by Tissot



SAT 9 AUG 2025

Results

Rank	Name	NOC Code	Exercise	D Score	E Score	Pen.	Exercise Total	Exercise Rank	Total
1	BRIERE-VETILLARD Candy	FRA	1st	6.900	17.600	-0.400	24.100	(4)	51.600 Q
			2nd	9.300	18.200		27.500	(1)	
2	KEALY Megan	GBR	1st	7.000	18.600		25.600	(1)	50.900 Q
			2nd	7.000	18.300		25.300	(2)	
3	EFRAIMOGLU Alexandra	GRE	1st	7.100	18.000		25.100	(2)	49.400 Q
			2nd	7.100	17.200		24.300	(3)	
4	SPIESSENS Lani	BEL	1st	7.900	17.300	-0.200	25.000	(3)	48.200 Q
			2nd	6.700	16.500		23.200	(5)	
5	CAUCHI Breannah	AUS	1st	6.500	14.100		20.600	(5)	44.300 R1
			2nd	7.400	16.300		23.700	(4)	
6	KATCHALOVA Anastasia	USA	1st	3.300	16.900		20.200	(6)	38.000
			2nd	3.200	14.600		17.800	(8)	
7	DENYSOVA Diana	UKR	1st	2.600	14.700	-0.400	16.900	(7)	37.500
			2nd	4.600	16.000		20.600	(7)	
8	KITAORI Eri	JPN	1st	2.400	9.100		11.500	(8)	34.600
			2nd	6.300	17.200	-0.400	23.100	(6)	

Legend:


1st 1st Exercise **2nd** 2nd Exercise **D** Difficulty **E** Execution
Pen. Penalty **Q** Qualified **Rx** Reserve

Timing and Results provided by Tissot




TRAMPOLINE GYMNASTICS

Women's Double
Mini-Trampoline



Results Summary

Rank	Name	NOC Code	Score
Gold Medal Final			
1	GAGO Diana	POR	26.200
2	HARDER Grace	USA	0.000
Bronze Medal Final			
3	RODRIGUEZ Melania	ESP	26.900
4	FLYNN Gabriella	CAN	25.700
Qualification			
5	WAY Kirsty	GBR	45.900
6	FOUNTIS Eva	AUS	25.100
7	HEINRICH Anastasia	GER	24.600



SUN 10 AUG 2025

Brackets

QUALIFICATION - 14:30	SEMI FINALS - 19:40	FINALS - 19:55
-----------------------	---------------------	----------------

1	GAGO Diana	POR	52.400
2	RODRIGUEZ Melania	ESP	52.000
3	HARDER Grace	USA	51.200
4	FLYNN Gabriella	CAN	46.800
5	WAY Kirsty	GBR	45.900
6	FOUNTIS Eva	AUS	25.100
7	HEINRICH Anastasia	GER	24.600

Semi Final 1

FLYNN Gabriella	27.000
GAGO Diana	27.600

Semi Final 2

HARDER Grace	26.800
RODRIGUEZ Melania	19.400

Bronze Final


FLYNN Gabriella	25.700
RODRIGUEZ Melania	26.900

Gold Final

GAGO Diana	26.200
HARDER Grace	0.000


Ranking Summary

Gold GAGO Diana
Silver HARDER Grace
Bronze RODRIGUEZ Melania
 4 FLYNN Gabriella




Medallists

Medal	Name	NOC
GOLD	GAGO Diana	POR - Portugal
SILVER	HARDER Grace	USA - United States of America
BRONZE	RODRIGUEZ Melania	ESP - Spain

SUN 10 AUG 2025
Start Time 19:55

Start List

Bronze Final			Gold Final		
Start Order	Name	NOC Code	Start Order	Name	NOC Code
1	FLYNN Gabriella	CAN	1	GAGO Diana	POR
2	RODRIGUEZ Melania	ESP	2	HARDER Grace	USA



Judges Assignments


Superior Jury LAMBERT Christophe

FIG President

Function	Name	NOC Code
CJP	CASTANHO Fabio	POR
D1	FREJEMARK Alexander	SWE
D2	SCOTT Brian	GBR
E1	MARQUES Joao	POR
E2	WILLIAMS Joshua	USA
E3	SPEAR Jarrod	AUS
E4	DESROSIERS Julie	CAN
E5	FILGUEIRA BRAVO Santiago	ESP
E6	GAIDA Viola	GER

Legend:**CJP** Chair of Judges' Panel **Dx** Difficulty Judges (x=1-2) **Ex** Execution Judges (x=1-6)

Timing and Results provided by Tissot




Results

Rank	Name	NOC Code	Group	D Score	E Score	Pen.	Total
1	GAGO Diana	POR	2	8.000	18.400	-0.200	26.200
2	HARDER Grace	USA	2	0.000	0.000		0.000
3	RODRIGUEZ Melania	ESP	1	8.900	18.600	-0.600	26.900
4	FLYNN Gabriella	CAN	1	7.200	18.500		25.700

Legend:

D Difficulty **E** Execution **Pen.** Penalty

Timing and Results provided by Tissot



Start List

Semi Final 1			Semi Final 2		
Start Order	Name	NOC Code	Start Order	Name	NOC Code
1	FLYNN Gabriella	CAN	1	HARDER Grace	USA
2	GAGO Diana	POR	2	RODRIGUEZ Melania	ESP


Reserves

R1 WAY Kirsty

GBR

Legend:

Rx Reserve



Judges Assignments

Superior Jury LAMBERT Christophe


FIG President

Function	Name	NOC Code
CJP	CASTANHO Fabio	POR
D1	FREJEMARK Alexander	SWE
D2	SCOTT Brian	GBR
E1	MARQUES Joao	POR
E2	WILLIAMS Joshua	USA
E3	SPEAR Jarrod	AUS
E4	DESROSIERS Julie	CAN
E5	FILGUEIRA BRAVO Santiago	ESP
E6	GAIDA Viola	GER

Legend:

CJP Chair of Judges' Panel **Dx** Difficulty Judges (x=1-2) **Ex** Execution Judges (x=1-6)


Timing and Results provided by Tissot



Results

Name	NOC Code	Group	D Score	E Score	Pen.	Total
GAGO Diana	POR	1	8.400	19.200		27.600
HARDER Grace	USA	2	8.400	19.000	-0.600	26.800
FLYNN Gabriella	CAN	1	8.400	18.600		27.000
RODRIGUEZ Melania	ESP	2	4.000	15.400		19.400

Legend:						
D	Difficulty	E	Execution	Pen.	Penalty	




Start List

REVISED

9 AUG 12:49

Start Order	Name	NOC Code
1	GAGO Diana	POR
2	HARDER Grace	USA
3	FLYNN Gabriella	CAN
4	WAY Kirsty	GBR
5	RODRIGUEZ Melania	ESP
6	HEINRICH Anastasia	GER
7	FOUNTIS Eva	AUS

REVISED Withdraw of STJAERNBORG Tuva (SWE)



Judges Assignments

Superior Jury LAMBERT Christophe

FIG President

Function	Name	NOC Code
CJP	CASTANHO Fabio	POR
D1	FREJEMARK Alexander	SWE
D2	SCOTT Brian	GBR
E1	AVAU Stijn	BEL
E2	WILLIAMS Joshua	USA
E3	SPEAR Jarrod	AUS
E4	DESROSIERS Julie	CAN
E5	FILGUEIRA BRAVO Santiago	ESP
E6	GAIDA Viola	GER


Reserve

	Name	NOC Code
R1	MARQUES Joao	POR

Legend:

CJP Chair of Judges' Panel **Dx** Difficulty Judges (x=1-2) **Ex** Execution Judges (x=1-6) **Rx** Reserve Judge

Timing and Results provided by Tissot



Results

Rank	Name	NOC Code	Exercise	D Score	E Score	Pen.	Exercise Total	Exercise Rank	Total
1	GAGO Diana	POR	1st	7.600	18.500		26.100	(=3)	52.400 Q
			2nd	7.600	18.700		26.300	(1)	
2	RODRIGUEZ Melania	ESP	1st	7.200	19.400		26.600	(2)	52.000 Q
			2nd	7.600	18.000	-0.200	25.400	(2)	
3	HARDER Grace	USA	1st	8.400	18.700	-1.000	26.100	(=3)	51.200 Q
			2nd	6.400	18.900	-0.200	25.100	(3)	
4	FLYNN Gabriella	CAN	1st	7.600	16.400	-0.800	23.200	(7)	46.800 Q
			2nd	6.000	17.800	-0.200	23.600	(4)	
5	WAY Kirsty	GBR	1st	8.400	19.000	-0.600	26.800	(1)	45.900 R1
			2nd	3.600	15.500		19.100	(5)	
6	FOUNTIS Eva	AUS	1st	7.200	18.100	-0.200	25.100	(5)	25.100
			2nd	0.000	0.000		0.000	(=6)	
7	HEINRICH Anastasia	GER	1st	6.000	18.600		24.600	(6)	24.600
			2nd	0.000	0.000		0.000	(=6)	

Legend:

= Equal sign indicates that two or more gymnasts share the same rank by total
2nd 2nd Exercise
E Execution
Q Qualified


1st 1st Exercise
D Difficulty
Pen. Penalty
Rx Reserve

Timing and Results provided by Tissot



TRAMPOLINE GYMNASTICS


Women's Synchronised



SUN 10 AUG 2025

Results Summary

Rank	Name	NOC Code	Score
Gold Medal Final			
1	People's Republic of China	CHN	51.340
2	Japan	JPN	50.500
Bronze Medal Final			
3	Canada	CAN	47.740
4	Great Britain	GBR	47.730
Qualification			
5	United States of America	USA	48.090
6	France	FRA	47.900
7	Australia	AUS	46.350
8	Czechia	CZE	46.230



SUN 10 AUG 2025

Brackets

QUALIFICATION - 15:10	SEMI FINALS - 20:25	FINALS - 20:45
-----------------------	---------------------	----------------

1	People's Republic of China	50.590
	HU Yicheng ZHANG Xinxin	
2	Japan	49.140
	TANAKA Saki MORI Hikaru	
3	Great Britain	48.610
	SONGHURST Isabelle PAGE Bryony	
4	Canada	48.480
	MILETTE Sarah METHOT Sophiane	
5	United States of America	48.090
	AMANO Maia GARAFALO Leah	
6	France	47.900
	LABROUSSE Lea BROUSSE Clea	
7	Australia	46.350
	WATTS Abbie HAGARTY Carina	
8	Czechia	46.230
	HRUDOVA Aneta JURICKOVA Michaela	


Semi Final 1	
Canada	19.850
People's Republic of China	48.980

Semi Final 2	
Great Britain	29.140
Japan	49.600

Bronze Final	
Canada	47.740
Great Britain	47.730


Gold Final	
People's Republic of China	51.340
Japan	50.500

Ranking Summary	
Gold	People's Republic of China
Silver	Japan
Bronze	Canada
	4 Great Britain



Medallists

Medal	NOC	Name
GOLD	CHN - People's Republic of China	HU Yicheng ZHANG Xinxin
SILVER	JPN - Japan	TANAKA Saki MORI Hikaru
BRONZE	CAN - Canada	MILETTE Sarah METHOT Sophiane




Start List

Bronze Final				
Start Order	NOC	NOC Code	Competitor 1	Competitor 2

1	Canada	CAN	MILETTE Sarah	METHOT Sophiane
2	Great Britain	GBR	SONGHURST Isabelle	PAGE Bryony

Gold Final				
Start Order	NOC	NOC Code	Competitor 1	Competitor 2

1	People's Republic of China	CHN	HU Yicheng	ZHANG Xinxin
2	Japan	JPN	TANAKA Saki	MORI Hikaru



Judges Assignments

Superior Jury LAMBERT Christophe

FIG President

Function	Name	NOC Code
CJP	van der GOETEN Saskia	NED
D1	le GALLO Maxime	FRA
D2	FUKUI Naoya	JPN
E1	CASTANHO Fabio	POR
E2	SCOTT Brian	GBR
E3	FENG Benyu	CHN
E4	DESROSIERS Julie	CAN
E5	SPEAR Jarrod	AUS
E6	SIEGFRIED Patrick	GER


Reserve

	Name	NOC Code
R1	REHOROVA Martina	CZE

Legend:

CJP Chair of Judges' Panel **Dx** Difficulty Judges (x=1-2) **Ex** Execution Judges (x=1-6) **Rx** Reserve Judge

Timing and Results provided by Tissot



SUN 10 AUG 2025


Results

Rank	Name	NOC Code	Group	D Score	E Score	S Score	H Score	Pen.	Total
1	People's Republic of China HU Yicheng ZHANG Xinxin	CHN	2	14.300	8.600	19.040	9.600	-0.200	51.340
2	Japan TANAKA Saki MORI Hikaru	JPN	2	14.000	8.050	19.200	9.250		50.500
3	Canada MILETTE Sarah METHOT Sophiane	CAN	1	14.000	7.500	16.840	9.400		47.740
4	Great Britain SONGHURST Isabelle PAGE Bryony	GBR	1	14.300	7.800	16.080	9.550		47.730

Legend:

D	Difficulty	E	Execution	H	Horizontal Displacement	Pen.	Penalty
S	Synchronisation						

Timing and Results provided by Tissot



SUN 10 AUG 2025
Start Time 20:25


Start List

Semi Final 1				
Start Order	NOC	NOC Code	Competitor 1	Competitor 2
1	Canada	CAN	MILETTE Sarah	METHOT Sophiane
2	People's Republic of China	CHN	HU Yicheng	ZHANG Xinxin

Semi Final 2				
Start Order	NOC	NOC Code	Competitor 1	Competitor 2
1	Great Britain	GBR	SONGHURST Isabelle	PAGE Bryony
2	Japan	JPN	TANAKA Saki	MORI Hikaru

Reserves				
R1	United States of America	USA	AMANO Maia	GARAFALO Leah

Legend:				
Rx	Reserve			



Judges Assignments

Superior Jury LAMBERT Christophe

FIG President

Function	Name	NOC Code
CJP	van der GOETEN Saskia	NED
D1	le GALLO Maxime	FRA
D2	FUKUI Naoya	JPN
E1	CASTANHO Fabio	POR
E2	SCOTT Brian	GBR
E3	FENG Benyu	CHN
E4	DESROSIERS Julie	CAN
E5	SPEAR Jarrod	AUS
E6	SIEGFRIED Patrick	GER


Reserve

	Name	NOC Code
R1	REHOROVA Martina	CZE

Legend:

CJP Chair of Judges' Panel **Dx** Difficulty Judges (x=1-2) **Ex** Execution Judges (x=1-6) **Rx** Reserve Judge

Timing and Results provided by Tissot



SUN 10 AUG 2025


Results

Name	NOC Code	Group	D Score	E Score	S Score	H Score	Pen.	Total
People's Republic of China	CHN	1	14.300	8.600	16.680	9.400		48.980
HU Yicheng ZHANG Xinxin								
Japan	JPN	2	14.000	8.050	18.500	9.050		49.600
TANAKA Saki MORI Hikaru								
Canada	CAN	1	5.600	3.150	7.500	3.600		19.850
MILETTE Sarah METHOT Sophiane								
Great Britain	GBR	2	8.500	4.750	10.440	5.450		29.140
SONGHURST Isabelle PAGE Bryony								

Legend:


D Difficulty **E** Execution **H** Horizontal Displacement **Pen.** Penalty
S Synchronisation

Timing and Results provided by Tissot



Start List

Start Order	NOC	NOC Code	Competitor 1	Competitor 2
1	Czechia	CZE	HRUDOVA Aneta	JURICKOVA Michaela
2	People's Republic of China	CHN	HU Yicheng	ZHANG Xinxin
3	Japan	JPN	TANAKA Saki	MORI Hikaru
4	Great Britain	GBR	SONGHURST Isabelle	PAGE Bryony
5	Canada	CAN	MILETTE Sarah	METHOT Sophiane
6	France	FRA	LABROUSSE Lea	BROUSSE Clea
7	Australia	AUS	WATTS Abbie	HAGARTY Carina
8	United States of America	USA	AMANO Maia	GARAFALO Leah



Judges Assignments

Superior Jury LAMBERT Christophe

FIG President

Function	Name	NOC Code
CJP	van der GOETEN Saskia	NED
D1	le GALLO Maxime	FRA
D2	FUKUI Naoya	JPN
E1	CASTANHO Fabio	POR
E2	SCOTT Brian	GBR
E3	FENG Benyu	CHN
E4	DESROSIERS Julie	CAN
E5	SPEAR Jarrod	AUS
E6	SIEGFRIED Patrick	GER


Reserve

	Name	NOC Code
R1	REHOROVA Martina	CZE

Legend:

CJP Chair of Judges' Panel **Dx** Difficulty Judges (x=1-2) **Ex** Execution Judges (x=1-6) **Rx** Reserve Judge

Timing and Results provided by Tissot



SUN 10 AUG 2025

Results

Rank	Name	NOC Code	Exercise	D Score	E Score	S Score	H Score	Pen.	Exercise Total	Rank	Best Score
1	People's Republic of China	CHN	1st	14.300	8.400	17.260	9.100		49.060	(1)	50.590 Q
	HU Yicheng		2nd	14.300	8.750	18.340	9.200		50.590	(1)	
2	Japan	JPN	1st	4.300	2.400	5.780	2.800		15.280	(6)	49.140 Q
	TANAKA Saki		2nd	14.000	7.650	18.640	8.850		49.140	(2)	
3	Great Britain	GBR	1st	11.300	6.250	14.460	7.100		39.110	(5)	48.610 Q
	SONGHURST Isabelle		2nd	14.300	7.950	17.160	9.200		48.610	(3)	
4	Canada	CAN	1st	14.000	7.650	18.080	9.150	-0.400	48.480	(2)	48.480 Q
	MILETTE Sarah		2nd	14.000	7.450	17.280	9.450		48.180	(4)	
5	United States of America	USA	1st	13.400	7.450	18.040	9.200		48.090	(3)	48.090 R1
	AMANO Maia		2nd	13.300	6.950	18.380	9.400		48.030	(5)	
6	France	FRA	1st	3.200	1.500	3.860	2.000		10.560	(8)	47.900
	LABROUSSE Lea		2nd	13.300	7.300	18.100	9.200		47.900	(6)	
7	Australia	AUS	1st	4.500	1.850	3.300	2.850		12.500	(7)	46.350
	WATTS Abbie		2nd	12.400	6.800	17.900	9.250		46.350	(7)	
8	Czechia	CZE	1st	11.000	7.800	18.180	9.250		46.230	(4)	46.230
	HRUDOVA Aneta		2nd	3.500	2.450	5.740	2.600		14.290	(8)	

Legend:

-	Did not perform 2nd exercise	1st	1st Exercise	2nd	2nd Exercise	D	Difficulty
E	Execution	H	Horizontal Displacement	Pen.	Penalty	Q	Qualified
Rx	Reserve	S	Synchronisation				

Timing and Results provided by Tissot



TWG
2025
CHENGDU



TUG OF WAR

RESULTS BOOK

TABLE OF CONTENTS



44	Tug of War	4853
44.1	Table of Contents	4854
44.2	Competition Schedule	4859
44.3	Number of Entries by NOC	4860
44.4	Entry List by NOC	4861
44.5	Daily Schedule	4865
44.5.1	Daily Schedule - 9 Aug 2025	4865
44.5.2	Daily Schedule - 10 Aug 2025	4866
44.5.3	Daily Schedule - 11 Aug 2025	4867
44.6	Medallists by Event	4868
44.7	Medal Standings	4870
44.8	Men's Outdoor 640kg	4871
44.8.1	Entry List by Event	4872
44.8.2	Results Summary	4874
44.8.3	Brackets	4875
44.8.4	Tournament Summary	4876
44.8.5	Medallists	4877
44.8.6	Finals	4878
44.8.6.1	Start List Summary	4878
44.8.6.2	5th Place Match #18 Results	4879
44.8.6.3	Bronze Medal Match #19 Results	4880
44.8.6.4	Gold Medal Match #20 Results	4881
44.8.7	Semifinals	4882
44.8.7.1	Start List Summary	4882
44.8.7.2	Match #16 Results	4883
44.8.7.3	Match #17 Results	4884
44.8.8	Preliminary Round	4885
44.8.8.1	Start List Summary	4885
44.8.8.2	Match #1 Results	4886
44.8.8.3	Match #2 Results	4887
44.8.8.4	Match #3 Results	4888
44.8.8.5	Match #4 Results	4889
44.8.8.6	Match #5 Results	4890
44.8.8.7	Match #6 Results	4891
44.8.8.8	Match #7 Results	4892
44.8.8.9	Match #8 Results	4893
44.8.8.10	Match #9 Results	4894

RESULTS BOOK

TABLE OF CONTENTS

44.8.8.11	Match #10 Results	4895
44.8.8.12	Match #11 Results	4896
44.8.8.13	Match #12 Results	4897
44.8.8.14	Match #13 Results	4898
44.8.8.15	Match #14 Results	4899
44.8.8.16	Match #15 Results	4900
44.9	Women's Outdoor 500kg	4901
44.9.1	Entry List by Event	4902
44.9.2	Results Summary	4904
44.9.3	Brackets	4905
44.9.4	Tournament Summary	4906
44.9.5	Medallists	4907
44.9.6	Finals	4908
44.9.6.1	Start List Summary	4908
44.9.6.2	5th Place Match #18 Results	4909
44.9.6.3	Bronze Medal Match #19 Results	4910
44.9.6.4	Gold Medal Match #20 Results	4911
44.9.7	Semifinals	4912
44.9.7.1	Start List Summary	4912
44.9.7.2	Match #16 Results	4913
44.9.7.3	Match #17 Results	4914
44.9.8	Preliminary Round	4915
44.9.8.1	Start List Summary	4915
44.9.8.2	Match #1 Results	4916
44.9.8.3	Match #2 Results	4917
44.9.8.4	Match #3 Results	4918
44.9.8.5	Match #4 Results	4919
44.9.8.6	Match #5 Results	4920
44.9.8.7	Match #6 Results	4921
44.9.8.8	Match #7 Results	4922
44.9.8.9	Match #8 Results	4923
44.9.8.10	Match #9 Results	4924
44.9.8.11	Match #10 Results	4925
44.9.8.12	Match #11 Results	4926
44.9.8.13	Match #12 Results	4927
44.9.8.14	Match #13 Results	4928
44.9.8.15	Match #14 Results	4929
44.9.8.16	Match #15 Results	4930
44.10	Mixed Outdoor 580kg	4931
44.10.1	Entry List by Event	4932
44.10.2	Results Summary	4934
44.10.3	Brackets	4935
44.10.4	Tournament Summary	4936
44.10.5	Medallists	4937

RESULTS BOOK

TABLE OF CONTENTS

44.10.6	Finals	4938
44.10.6.1	Start List Summary	4938
44.10.6.2	5th Place Match #18 Results	4939
44.10.6.3	Bronze Medal Match #19 Results	4940
44.10.6.4	Gold Medal Match #20 Results	4941
44.10.7	Semifinals	4942
44.10.7.1	Start List Summary	4942
44.10.7.2	Match #16 Results	4943
44.10.7.3	Match #17 Results	4944
44.10.8	Preliminary Round	4945
44.10.8.1	Start List Summary	4945
44.10.8.2	Match #1 Results	4946
44.10.8.3	Match #2 Results	4947
44.10.8.4	Match #3 Results	4948
44.10.8.5	Match #4 Results	4949
44.10.8.6	Match #5 Results	4950
44.10.8.7	Match #6 Results	4951
44.10.8.8	Match #7 Results	4952
44.10.8.9	Match #8 Results	4953
44.10.8.10	Match #9 Results	4954
44.10.8.11	Match #10 Results	4955
44.10.8.12	Match #11 Results	4956
44.10.8.13	Match #12 Results	4957
44.10.8.14	Match #13 Results	4958
44.10.8.15	Match #14 Results	4959
44.10.8.15.1	Match #15 Results	4960



Competition Schedule

REVISED
10 AUG 9:38

As of SUN 10 AUG 2025

Date	Start Time	Event
SAT 9 AUG	10:00	Men's Outdoor 640kg, Preliminary Round (15 matches)
	Followed By	Men's Outdoor 640kg, Semifinals (2 matches)
	Followed By	Men's Outdoor 640kg, Finals - 5th Place Match
	Followed By	Men's Outdoor 640kg, Finals - Bronze Medal Match
	Followed By	Men's Outdoor 640kg, Finals - Gold Medal Match
SUN 10 AUG	10:30	Women's Outdoor 500kg, Preliminary Round (15 matches)
	Followed By	Women's Outdoor 500kg, Semifinals (2 matches)
	Followed By	Women's Outdoor 500kg, Finals - 5th Place Match
	Followed By	Women's Outdoor 500kg, Finals - Bronze Medal Match
	Followed By	Women's Outdoor 500kg, Finals - Gold Medal Match
MON 11 AUG	10:00	Mixed Outdoor 580kg, Preliminary Round (15 matches)
	Followed By	Mixed Outdoor 580kg, Semifinals (2 matches)
	Followed By	Mixed Outdoor 580kg, Finals - 5th Place Match
	Followed By	Mixed Outdoor 580kg, Finals - Bronze Medal Match
	Followed By	Mixed Outdoor 580kg, Finals - Gold Medal Match

REVISED

Competition delayed by 30 minutes

Timing and Results provided by Tissot



Number of Entries by NOC

REVISED
10 AUG 9:36

As of SUN 10 AUG 2025

NOC	Men	Women	Mixed	Athlete Total
	640kg	500kg	580kg	
BEL - Belgium	9		5	14
GBR - Great Britain	8	8		16
GER - Germany	9	8	1	18
ITA - Italy			10	10
NED - Netherlands	9		4	13
SUI - Switzerland	9	8	24	24
SWE - Sweden		8		8
TPE - Chinese Taipei	9	8	23	23
USA - United States of America		8		8
Total:	53	48	67	134

REVISED

update in the number of entries for the 500kg

Timing and Results provided by Tissot



Entry List by NOC

As of SUN 10 AUG 2025

NOC	Name
BEL - Belgium	BROECKX Wim COVENS Christel de SCHUTTER Wim HENDRICKX Jan KEYSERS Lotte MERTENS Luc MERTENS Raf MIJNENDONCKX Kristel PUTS Colette RAEYMAEKERS Wouter SCHILDERMANS Ive SCHUERMANS Johny SNOEIJS Gitte VERMEIREN Joris
GBR - Great Britain	BIRCH Joe BROCKLEHURST Kate HALL Rachel HAYWOOD Emma JOSE Siobhaun KENNY Dan LEE Will MACHIN Isobel MURPHY Pye MUSSON Helen NICHOLLS Dan PARRY Olivia ROBINSON Leeboy ROUTLEY Jack SHAW Gaz TOMLINSON Millie



Entry List by NOC

As of SUN 10 AUG 2025

NOC	Name
GER - Germany	BIRKHOFFER Julia BROGHAMMER Lucas DURST Nicole FRANK Patrick FUSS Tim GOSER Selina GROZINGER Sina ICKLER Carina KLINGELE Philip MOHRING Mirja Sophie MULLER Marina ORTLIEB Tobias RESCH Florian RESCH Markus SANDMANN Melanie SCHLEGEL Jakob SCHWEGLER Theresa WEHRLE Martin
ITA - Italy	BERTO Chiara BORTOLIN Elvis CIA Andrea COLLEDAN Simone de ROSSI Simone di MARZO Giorgia GAVA Elena GOBBO Lairetta PESCAROLO Lucia TONETTO Mauro
NED - Netherlands	BARTELS Jan BOOGAARD Kim HOFF Rolf KOOREMANS Gisela LUTKE WILLINK Harmen NIEUWENHUIS Jeroen SCHUTTE Justin STALENHOF Laura UILENREEF Gerrit van de LANGEMHEEN Henk van MAANEN Ria VLIEM Richard WAGENMANS Vincent



Entry List by NOC

As of SUN 10 AUG 2025

NOC	Name
SUI - Switzerland	ARNOLD Vinzenz BEIER Elena BIRRER Lars BURCH Robin CHRISTEN Judith ERNI Peter GRANI Sven JOLLER Andrea JOLLER Erich JOLLER Peter KOCH Michaela KOLLER Tobias LUOND Nico LUSTENBERGER Ivo MULLER Roman NIEDERBERGER Erika ROLLI Carmen ROLLI Fabian VILLIGER Melanie VILLIGER Sarah WIDMER Nina ZIEGLER Brigitte ZUMBUHL Emanuel ZUMBUHL Jeremias
SWE - Sweden	EKSTEDT Ronja GORANSSON Emelie HABY Asa JACOBSON Karin KLINTHALL Anette NASSLANDER Anna PERSSON Magdalena WESTERLING Hanna



Entry List by NOC

As of SUN 10 AUG 2025

NOC	Name
TPE - Chinese Taipei	CHANG Chih-Hao CHANG Chun-Wei CHEN Yue-Ting HO Yu-Yang HSU Ren-Hong HSU Yu-Lan HUANG Kuan-Wen HUNG Ning-Hsuan KO Wen-Lin KUO Yen-Ting LAI Ting-Yu LEE Yi-Chin LIN Ching-Chun LIN Meng-Zhu LIN Wei-Chih LU Yi-Jia PAN Sheng-Xin PENG Ming-Chen TIEN Chia-Hsin TIEN Chia-Jung WANG Chih-Hung YOU Wei-Xun ZHANG Pei-Rong
USA - United States of America	GALLAGHER Mariah KRUSE Katie LINDGREN Lilia LYMAN Allie NEUHAUS Morgan SCHMIDT Vanessa STICHA Katelyn WELSH Liv



Daily Schedule

SAT 9 AUG 2025

Start Time	Event	Round
10:00	Men's Outdoor 640kg	Preliminary Round - Match (GBR - GER)
Followed By	Men's Outdoor 640kg	Preliminary Round - Match (TPE - NED)
Followed By	Men's Outdoor 640kg	Preliminary Round - Match (SUI - BEL)
Followed By	Men's Outdoor 640kg	Preliminary Round - Match (GER - NED)
Followed By	Men's Outdoor 640kg	Preliminary Round - Match (GBR - BEL)
Followed By	Men's Outdoor 640kg	Preliminary Round - Match (TPE - SUI)
Followed By	Men's Outdoor 640kg	Preliminary Round - Match (GBR - NED)
Followed By	Men's Outdoor 640kg	Preliminary Round - Match (GER - SUI)
Followed By	Men's Outdoor 640kg	Preliminary Round - Match (TPE - BEL)
Followed By	Men's Outdoor 640kg	Preliminary Round - Match (NED - SUI)
Followed By	Men's Outdoor 640kg	Preliminary Round - Match (GBR - TPE)
Followed By	Men's Outdoor 640kg	Preliminary Round - Match (GER - BEL)
Followed By	Men's Outdoor 640kg	Preliminary Round - Match (GBR - SUI)
Followed By	Men's Outdoor 640kg	Preliminary Round - Match (NED - BEL)
Followed By	Men's Outdoor 640kg	Preliminary Round - Match (GER - TPE)
Followed By	Men's Outdoor 640kg	Semifinals - Match
Followed By	Men's Outdoor 640kg	Semifinals - Match
Followed By	Men's Outdoor 640kg	Finals - 5th Place Match (Rank #5 - Rank #6)
Followed By	Men's Outdoor 640kg	Finals - Bronze Medal Match (Loser #16 - Loser #17)
Followed By	Men's Outdoor 640kg	Finals - Gold Medal Match (Winner #16 - Winner #17)



Daily Schedule

REVISED
10 AUG 9:31

SUN 10 AUG 2025

Start Time	Event	Round
10:30	Women's Outdoor 500kg	Preliminary Round - Match (USA - GER)
Followed By	Women's Outdoor 500kg	Preliminary Round - Match (TPE - SWE)
Followed By	Women's Outdoor 500kg	Preliminary Round - Match (GBR - SUI)
Followed By	Women's Outdoor 500kg	Preliminary Round - Match (GER - SWE)
Followed By	Women's Outdoor 500kg	Preliminary Round - Match (USA - SUI)
Followed By	Women's Outdoor 500kg	Preliminary Round - Match (TPE - GBR)
Followed By	Women's Outdoor 500kg	Preliminary Round - Match (USA - SWE)
Followed By	Women's Outdoor 500kg	Preliminary Round - Match (GER - GBR)
Followed By	Women's Outdoor 500kg	Preliminary Round - Match (TPE - SUI)
Followed By	Women's Outdoor 500kg	Preliminary Round - Match (SWE - GBR)
Followed By	Women's Outdoor 500kg	Preliminary Round - Match (USA - TPE)
Followed By	Women's Outdoor 500kg	Preliminary Round - Match (GER - SUI)
Followed By	Women's Outdoor 500kg	Preliminary Round - Match (USA - GBR)
Followed By	Women's Outdoor 500kg	Preliminary Round - Match (SWE - SUI)
Followed By	Women's Outdoor 500kg	Preliminary Round - Match (GER - TPE)
Followed By	Women's Outdoor 500kg	Semifinals - Match
Followed By	Women's Outdoor 500kg	Semifinals - Match
Followed By	Women's Outdoor 500kg	Finals - 5th Place Match (Rank #5 - Rank #6)
Followed By	Women's Outdoor 500kg	Finals - Bronze Medal Match (Loser #16 - Loser #17)
Followed By	Women's Outdoor 500kg	Finals - Gold Medal Match (Winner #16 - Winner #17)

REVISED

Competition delayed by 30 minutes

Timing and Results provided by Tissot



Daily Schedule

MON 11 AUG 2025

Start Time	Event	Round
10:00	Mixed Outdoor 580kg	Preliminary Round - Match (ITA - SUI)
Followed By	Mixed Outdoor 580kg	Preliminary Round - Match (NED - BEL)
Followed By	Mixed Outdoor 580kg	Preliminary Round - Match (GER - TPE)
Followed By	Mixed Outdoor 580kg	Preliminary Round - Match (SUI - BEL)
Followed By	Mixed Outdoor 580kg	Preliminary Round - Match (ITA - TPE)
Followed By	Mixed Outdoor 580kg	Preliminary Round - Match (NED - GER)
Followed By	Mixed Outdoor 580kg	Preliminary Round - Match (ITA - BEL)
Followed By	Mixed Outdoor 580kg	Preliminary Round - Match (SUI - GER)
Followed By	Mixed Outdoor 580kg	Preliminary Round - Match (NED - TPE)
Followed By	Mixed Outdoor 580kg	Preliminary Round - Match (BEL - GER)
Followed By	Mixed Outdoor 580kg	Preliminary Round - Match (ITA - NED)
Followed By	Mixed Outdoor 580kg	Preliminary Round - Match (SUI - TPE)
Followed By	Mixed Outdoor 580kg	Preliminary Round - Match (ITA - GER)
Followed By	Mixed Outdoor 580kg	Preliminary Round - Match (BEL - TPE)
Followed By	Mixed Outdoor 580kg	Preliminary Round - Match (SUI - NED)
Followed By	Mixed Outdoor 580kg	Semifinals - Match
Followed By	Mixed Outdoor 580kg	Semifinals - Match
Followed By	Mixed Outdoor 580kg	Finals - 5th Place Match (Rank #5 - Rank #6)
Followed By	Mixed Outdoor 580kg	Finals - Bronze Medal Match (Loser #16 - Loser #17)
Followed By	Mixed Outdoor 580kg	Finals - Gold Medal Match (Winner #16 - Winner #17)



Medallists by Event

As of MON 11 AUG 2025

After 3 of 3 Events

Event Name	Date	Medal	Name	NOC Code
Men's Outdoor 640kg	SAT 9 AUG	GOLD	BIRCH Joe	GBR
			KENNY Dan	
			LEE Will	
			MURPHY Pye	
			NICHOLLS Dan	
			ROBINSON Leeboy	
			ROUTLEY Jack	
			SHAW Gaz	
		SILVER	ARNOLD Vinzenz	SUI
			ERNI Peter	
			GRANI Sven	
			JOLLER Erich	
			JOLLER Peter	
			KOLLER Tobias	
			LUOND Nico	
			MULLER Roman	
			ROLLI Fabian	
		BRONZE	BROGHAMMER Lucas	GER
			FRANK Patrick	
			FUSS Tim	
			KLINGELE Philip	
			ORTLIEB Tobias	
			RESCH Florian	
			RESCH Markus	
			SCHLEGEL Jakob	
			WEHRLE Martin	
Women's Outdoor 500kg	SUN 10 AUG	GOLD	CHEN Yue-Ting	TPE
			HUNG Ning-Hsuan	
			KO Wen-Lin	
			LAI Ting-Yu	
			LIN Meng-Zhu	
			LU Yi-Jia	
			TIEN Chia-Hsin	
			TIEN Chia-Jung	
		SILVER	BEIER Elena	SUI
			CHRISTEN Judith	
			JOLLER Andrea	
			KOCH Michaela	
			NIEDERBERGER Erika	
			ROLLI Carmen	
			VILLIGER Sarah	
			ZIEGLER Brigitte	
		BRONZE	EKSTEDT Ronja	SWE
			GORANSSON Emelie	
			HABY Asa	
			HED Frida	
			JACOBSON Karin	
			KLINTHALL Anette	
			NASSLANDER Anna	
			PERSSON Magdalena	
			WESTERLING Hanna	



Medallists by Event

As of MON 11 AUG 2025

Event Name	Date	Medal	Name	NOC Code
Mixed Outdoor 580kg	MON 11 AUG	GOLD	BEIER Elena	SUI
			ROLLI Carmen	
			VILLIGER Melanie	
			WIDMER Nina	
			BURCH Robin	
			LUSTENBERGER Ivo	
			ZUMBUHL Emanuel	
			ZUMBUHL Jeremias	
		SILVER	COVENS Christel	BEL
			MIJNENDONCKX Kristel	
			PUTS Colette	
			SNOEIJIS Gitte	
			de SCHUTTER Wim	
			GAGELMANS Robbe	
			HENDRICKX Jan	
			RAEYMAEKERS Wouter	
			STURM Jeroen	
		BRONZE	ELIAS Fabien	GER
			FRIESS Julia	
			JUND Sabrina	
			MUHL Romona	
			FEHRENBACH Valentin	
			KUNZ Raphael	
			MUHL Lorenz	
			VOGEL Rainer	
			WEGMANN Thomas	



Medal Standings

As of MON 11 AUG 2025

After 3 of 3 Events

Rank	NOC	Men				Women				Mixed				Total				Rank by Total
		G	S	B	Tot	G	S	B	Tot	G	S	B	Tot	G	S	B	Tot	
1	SUI - Switzerland		1		1		1		1	1			1	1	2		3	1
2	GBR - Great Britain	1			1									1			1	=3
2	TPE - Chinese Taipei					1			1					1			1	=3
4	BEL - Belgium										1		1		1		1	=3
5	GER - Germany			1	1							1	1			2	2	2
6	SWE - Sweden							1	1							1	1	=3
Total:		1	1	1	3	1	1	1	3	1	1	1	3	3	3	3	9	

Legend:

= Equal sign indicates that two or more NOCs share the same rank by total **B** Bronze **G** Gold **S** Silver **Tot** Total

Timing and Results provided by Tissot



TUG OF WAR

Men's Outdoor 640kg



Entry List by Event

As of SAT 9 AUG 2025

NOC	Name	Date of Birth
BEL - Belgium	BROECKX Wim	29 MAR 1984
	de SCHUTTER Wim	16 MAR 1978
	HENDRICKX Jan	30 MAY 1979
	MERTENS Luc	11 FEB 1980
	MERTENS Raf	30 SEP 1978
	RAEYMAEKERS Wouter	12 SEP 1995
	SCHUERMANS Johny	29 OCT 1993
	VERMEIREN Joris	28 FEB 1985
GBR - Great Britain	BIRCH Joe	7 JAN 1991
	KENNY Dan	24 APR 1993
	LEE Will	12 DEC 1987
	MURPHY Pye	25 NOV 1971
	NICHOLLS Dan	20 JUN 2002
	ROBINSON Leeboy	16 APR 1991
	ROUTLEY Jack	23 APR 2001
	SHAW Gaz	22 OCT 1968
GER - Germany	BROGHAMMER Lucas	19 APR 1993
	FRANK Patrick	7 MAR 1989
	FUSS Tim	9 NOV 2004
	KLINGELE Philip	7 SEP 2001
	ORTLIEB Tobias	23 JUL 1993
	RESCH Florian	14 JUL 1993
	RESCH Markus	1 JUN 1989
	WEHRLE Martin	19 OCT 1990
NED - Netherlands	BARTELS Jan	17 NOV 1964
	HOFF Rolf	27 OCT 1970
	LUTKE WILLINK Harmen	16 DEC 2003
	NIEUWENHUIS Jeroen	8 MAY 1989
	SCHUTTE Justin	7 NOV 2002
	UILENREEF Gerrit	26 SEP 1969
	VLIEM Richard	23 FEB 2000
	WAGENMANS Vincent	9 AUG 1977
SUI - Switzerland	ARNOLD Vinzenz	19 JAN 1990
	GRANI Sven	6 MAR 1999
	JOLLER Erich	16 OCT 1987
	JOLLER Peter	22 DEC 1989
	KOLLER Tobias	31 OCT 2000
	LUOND Nico	30 SEP 2002
	MULLER Roman	23 OCT 1998
	ROLLI Fabian	23 JUN 1993



Entry List by Event

As of SAT 9 AUG 2025

NOC	Name	Date of Birth
TPE - Chinese Taipei	CHANG Chih-Hao	24 AUG 2002
	CHANG Chun-Wei	6 OCT 1992
	HO Yu-Yang	21 JUN 1999
	HSU Ren-Hong	15 AUG 1996
	KUO Yen-Ting	18 DEC 1990
	LIN Ching-Chun	17 FEB 1994
	WANG Chih-Hung	8 DEC 1990
	YOU Wei-Xun	17 APR 2004



Result Summary

REVISED
14 AUG 12:54

As of THU 14 AUG 2025

Match	Name	NOC Code	Result			NOC Code	Name
SAT 9 AUG 2025							
Preliminary Round Match #1	Great Britain	GBR	1	-	1	GER	Germany
Preliminary Round Match #2	Chinese Taipei	TPE	3	-	0	NED	Netherlands
Preliminary Round Match #3	Switzerland	SUI	1	-	1	BEL	Belgium
Preliminary Round Match #4	Germany	GER	3	-	0	NED	Netherlands
Preliminary Round Match #5	Great Britain	GBR	3	-	0	BEL	Belgium
Preliminary Round Match #6	Chinese Taipei	TPE	1	-	1	SUI	Switzerland
Preliminary Round Match #7	Great Britain	GBR	1	-	1	NED	Netherlands
Preliminary Round Match #8	Germany	GER	1	-	1	SUI	Switzerland
Preliminary Round Match #9	Chinese Taipei	TPE	0	-	3	BEL	Belgium
Preliminary Round Match #10	Netherlands	NED	0	-	3	SUI	Switzerland
Preliminary Round Match #11	Great Britain	GBR	3	-	0	TPE	Chinese Taipei
Preliminary Round Match #12	Germany	GER	3	-	0	BEL	Belgium
Preliminary Round Match #13	Great Britain	GBR	1	-	1	SUI	Switzerland
Preliminary Round Match #14	Netherlands	NED	0	-	3	BEL	Belgium
Preliminary Round Match #15	Germany	GER	3	-	0	TPE	Chinese Taipei
Semifinals Match #16	Germany	GER	1	-	2	SUI	Switzerland
Semifinals Match #17	Great Britain	GBR	3	-	0	BEL	Belgium
5th Place Match	Chinese Taipei	TPE	0	-	3	NED	Netherlands
Bronze Medal Match	Germany	GER	2	-	1	BEL	Belgium
Gold Medal Match	Switzerland	SUI	0	-	3	GBR	Great Britain

REVISED

Team name correction.

Timing and Results provided by Tissot



Brackets

REVISED
14 AUG 12:54

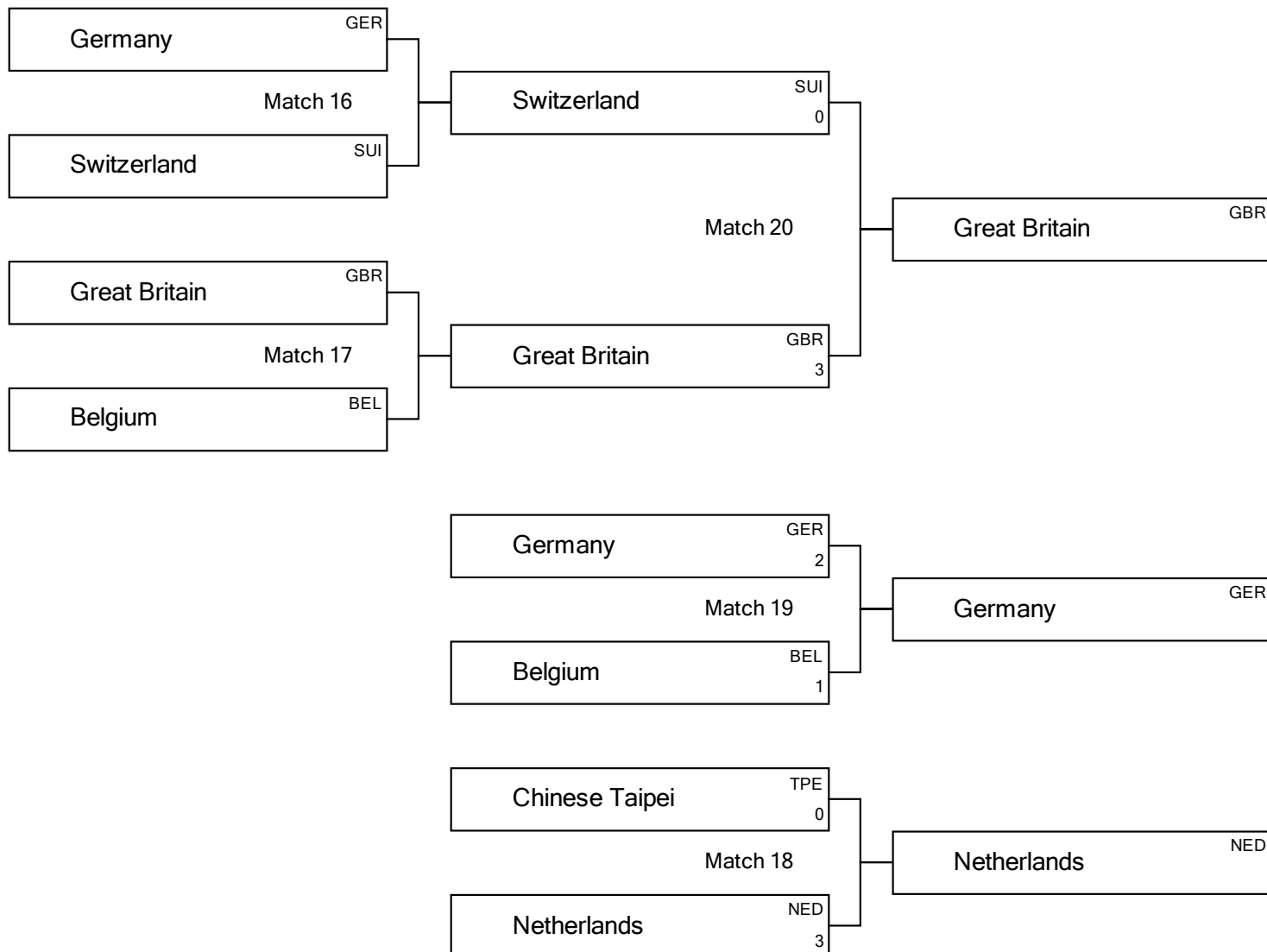
As of THU 14 AUG 2025

Semifinals

Finals

MEDALLISTS

Gold	Great Britain	GBR
Silver	Switzerland	SUI
Bronze	Germany	GER



REVISED

Team name correction.

Timing and Results provided by Tissot



Tournament Summary

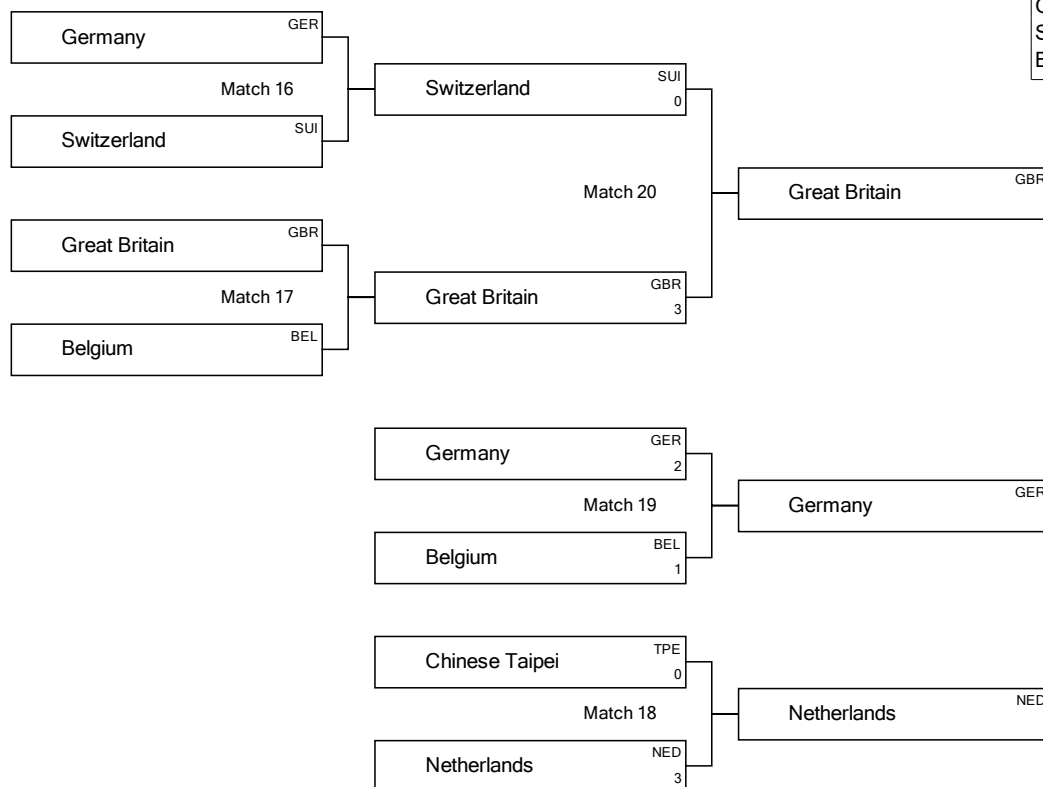
REVISED
14 AUG 12:55

As of THU 14 AUG 2025

Rank	NOC Code	Name	GER	GBR	BEL	SUI	TPE	NED	Games	Wins	Ties	Cautions	Points	Remark
1	GER	Germany	-	1	3	1	3	3	5	3	2	2	11	Q
2	GBR	Great Britain	1	-	3	1	3	1	5	2	3	1	9	Q
3	BEL	Belgium	0	0	-	1	3	3	5	2	1	8	7	Q
4	SUI	Switzerland	1	1	1	-	1	3	5	1	4	1	7	Q
5	TPE	Chinese Taipei	0	0	0	1	-	3	5	1	1	2	4	
6	NED	Netherlands	0	1	0	0	0	-	5	0	1	3	1	

Semifinals

Finals



MEDALLISTS

Gold	Great Britain	GBR
Silver	Switzerland	SUI
Bronze	Germany	GER

REVISED

Team name correction.

Timing and Results provided by Tissot

TOWMOUT640-----_76B 2.0

Report Creation THU 14 AUG 2025 12:55

Page 1 / 1



Medallists

As of SAT 9 AUG 2025

GOLD	SILVER	BRONZE
GBR - Great Britain KENNY Dan NICHOLLS Dan MURPHY Pye SHAW Gaz ROUTLEY Jack LEE Will ROBINSON Leeboy BIRCH Joe	SUI - Switzerland MULLER Roman JOLLER Peter ROLLI Fabian ARNOLD Vinzenz LUOND Nico KOLLER Tobias GRANI Sven JOLLER Erich ERNI Peter	GER - Germany BROGHAMMER Lucas KLINGELE Philip WEHRLE Martin FUSS Tim ORTLIEB Tobias RESCH Markus FRANK Patrick RESCH Florian SCHLEGEL Jakob



Start List Summary

REVISED
14 AUG 13:09

As of THU 14 AUG 2025

Date Time	Match	Name	NOC Code	vs	NOC Code	Name
12:31	5th Place Match	Chinese Taipei	TPE	-	NED	Netherlands
12:45	Bronze Medal Match	Germany	GER	-	BEL	Belgium
13:01	Gold Medal Match	Switzerland	SUI	-	GBR	Great Britain

REVISED

Team name correction.

Timing and Results provided by Tissot



Results

REVISED
14 AUG 12:54

Match #18

Name	NOC Code	Time of 1st Pull	Time of 2nd Pull	Time of 3rd Pull	Cautions	Result
Chinese Taipei	TPE	1:56	1:39		1	0
Netherlands	NED				2	3

Team Composition

Chinese Taipei

Bib	Name	Weight [kg]
	CHANG Chih-Hao	76.90
	CHANG Chun-Wei	77.80
	HO Yu-Yang	81.20
	HSU Ren-Hong	78.70
	HUANG Kuan-Wen	81.40
	KUO Yen-Ting	78.40
	LIN Ching-Chun	77.30
	WANG Chih-Hung	86.50
	YOU Wei-Xun	75.70
Total:		

Netherlands

Bib	Name	Weight [kg]
	BARTELS Jan	91.70
	HOFF Rolf	83.40
	LUTKE WILLINK Harmen	82.90
	NIEUWENHUIS Jeroen	78.30
	SCHUTTE Justin	68.90
	UILENREEF Gerrit	76.10
	van de LANGEMHEEN Henk	84.90
	VLIEM Richard	64.50
	WAGENMANS Vincent	80.40
Total:		



Results

Match #19

Name	NOC Code	Time of 1st Pull	Time of 2nd Pull	Time of 3rd Pull	Cautions	Result
Germany	GER	1:51	0:53	1:00	3	2
Belgium	BEL				2	1

Team Composition

Germany

Bib	Name	Weight [kg]
	BROGHAMMER Lucas	84.10
	FUSS Tim	77.20
	KLINGELE Philip	83.70
	ORTLIEB Tobias	74.60
	RESCH Florian	79.60
	RESCH Markus	78.20
	SCHLEGEL Jakob	77.40
	WEHRLE Martin	78.20
Total:		632.90

Belgium

Bib	Name	Weight [kg]
	BROECKX Wim	89.90
	de SCHUTTER Wim	76.40
	HENDRICKX Jan	80.30
	MERTENS Luc	78.00
	MERTENS Raf	78.50
	RAEYMAEKERS Wouter	76.70
	SCHILDERMANS Ive	80.00
	VERMEIREN Joris	76.10
Total:		635.90



Results

Match #20

Name	NOC Code	Time of 1st Pull	Time of 2nd Pull	Time of 3rd Pull	Cautions	Result
Switzerland	SUI	1:49	1:32			0
Great Britain	GBR				2	3

Team Composition

Switzerland

Bib	Name	Weight [kg]
	ARNOLD Vinzenz	81.40
	ERNI Peter	76.90
	GRANI Sven	77.10
	JOLLER Peter	82.00
	KOLLER Tobias	77.50
	LUOND Nico	79.90
	MULLER Roman	79.30
	ROLLI Fabian	81.50
Total:		635.60

Great Britain

Bib	Name	Weight [kg]
	BIRCH Joe	72.60
	KENNY Dan	92.40
	LEE Will	83.40
	MURPHY Pye	81.50
	NICHOLLS Dan	71.20
	ROBINSON Leeboy	82.50
	ROUTLEY Jack	80.80
	SHAW Gaz	71.50
Total:		635.90



Start List Summary

As of SAT 9 AUG 2025

Date Time	Match	Name	NOC Code	vs	NOC Code	Name
12:15	Match #16	Germany	GER	-	SUI	Switzerland
12:15	Match #17	Great Britain	GBR	-	BEL	Belgium



Results

Match #16

Name	NOC Code	Time of 1st Pull	Time of 2nd Pull	Time of 3rd Pull	Cautions	Result
Germany	GER	0:34	1:11	0:58	2	1
Switzerland	SUI					2

Team Composition

Germany

Bib	Name	Weight [kg]
	BROGHAMMER Lucas	84.10
	FRANK Patrick	78.50
	FUSS Tim	77.20
	KLINGELE Philip	83.70
	ORTLIEB Tobias	74.60
	RESCH Florian	79.60
	RESCH Markus	78.20
	WEHRLE Martin	78.20
Total:		634.10

Switzerland

Bib	Name	Weight [kg]
	ARNOLD Vinzenz	81.40
	GRANI Sven	77.10
	JOLLER Erich	79.00
	JOLLER Peter	82.00
	KOLLER Tobias	77.50
	LUOND Nico	79.90
	MULLER Roman	79.30
	ROLLI Fabian	81.50
Total:		637.70



Results

Match #17

Name	NOC Code	Time of 1st Pull	Time of 2nd Pull	Time of 3rd Pull	Cautions	Result
Great Britain	GBR	1:56	1:19			3
Belgium	BEL				1	0

Team Composition

Great Britain

Bib	Name	Weight [kg]
	BIRCH Joe	72.60
	KENNY Dan	92.40
	LEE Will	83.40
	MURPHY Pye	81.50
	NICHOLLS Dan	71.20
	ROBINSON Leeboy	82.50
	ROUTLEY Jack	80.80
	SHAW Gaz	71.50
Total:		635.90

Belgium

Bib	Name	Weight [kg]
	BROECKX Wim	89.90
	de SCHUTTER Wim	76.40
	HENDRICKX Jan	80.30
	MERTENS Luc	78.00
	MERTENS Raf	78.50
	RAEYMAEKERS Wouter	76.70
	SCHILDERMANS Ive	80.00
	SCHUERMANS Johnny	78.10
	VERMEIREN Joris	76.10
Total:		713.90



Start List Summary

REVISED
14 AUG 12:50

As of THU 14 AUG 2025

Date Time	Match	Name	NOC Code	vs	NOC Code	Name
10:00	Match #1	Great Britain	GBR	-	GER	Germany
10:08	Match #2	Chinese Taipei	TPE	-	NED	Netherlands
10:16	Match #3	Switzerland	SUI	-	BEL	Belgium
10:24	Match #4	Germany	GER	-	NED	Netherlands
10:32	Match #5	Great Britain	GBR	-	BEL	Belgium
10:40	Match #6	Chinese Taipei	TPE	-	SUI	Switzerland
10:48	Match #7	Great Britain	GBR	-	NED	Netherlands
10:56	Match #8	Germany	GER	-	SUI	Switzerland
11:04	Match #9	Chinese Taipei	TPE	-	BEL	Belgium
11:12	Match #10	Netherlands	NED	-	SUI	Switzerland
11:20	Match #11	Great Britain	GBR	-	TPE	Chinese Taipei
11:28	Match #12	Germany	GER	-	BEL	Belgium
11:36	Match #13	Great Britain	GBR	-	SUI	Switzerland
11:44	Match #14	Netherlands	NED	-	BEL	Belgium
11:52	Match #15	Germany	GER	-	TPE	Chinese Taipei

REVISED

Team name correction.

Timing and Results provided by Tissot



Results

Match #1

Name	NOC Code	Time of 1st Pull	Time of 2nd Pull	Cautions	Result
Great Britain	GBR				1
Germany	GER	1:24	0:38		1

Team Composition

Great Britain

Bib	Name	Weight [kg]
	BIRCH Joe	72.60
	KENNY Dan	92.40
	LEE Will	83.40
	MURPHY Pye	81.50
	NICHOLLS Dan	71.20
	ROBINSON Leeboy	82.50
	ROUTLEY Jack	80.80
	SHAW Gaz	71.50
Total:		635.90

Germany

Bib	Name	Weight [kg]
	BROGHAMMER Lucas	84.10
	FRANK Patrick	78.50
	FUSS Tim	77.20
	KLINGELE Philip	83.70
	ORTLIEB Tobias	74.60
	RESCH Florian	79.60
	RESCH Markus	78.20
	WEHRLE Martin	78.20
Total:		634.10



Results

REVISED
14 AUG 12:51

Match #2

Name	NOC Code	Time of 1st Pull	Time of 2nd Pull	Cautions	Result
Chinese Taipei	TPE	0:34	1:44		3
Netherlands	NED				0

Team Composition

Chinese Taipei

Bib	Name	Weight [kg]
	CHANG Chih-Hao	76.90
	CHANG Chun-Wei	77.80
	HO Yu-Yang	81.20
	HSU Ren-Hong	78.70
	KUO Yen-Ting	78.40
	LIN Ching-Chun	77.30
	WANG Chih-Hung	86.50
	YOU Wei-Xun	75.70
Total:		632.50

Netherlands

Bib	Name	Weight [kg]
	BARTELS Jan	91.70
	HOFF Rolf	83.40
	LUTKE WILLINK Harmen	82.90
	NIEUWENHUIS Jeroen	78.30
	SCHUTTE Justin	68.90
	UILENREEF Gerrit	76.10
	VLIEM Richard	64.50
	WAGENMANS Vincent	80.40
Total:		630.30

REVISED

Team name correction.

Timing and Results provided by Tissot



Results

REVISED
9 AUG 11:08

Match #3

Name	NOC Code	Time of 1st Pull	Time of 2nd Pull	Cautions	Result
Switzerland	SUI	1:53	1:01		1
Belgium	BEL			1	1

Team Composition

Switzerland

Bib	Name	Weight [kg]
	ARNOLD Vinzenz	81.40
	GRANI Sven	77.10
	JOLLER Erich	79.00
	JOLLER Peter	82.00
	KOLLER Tobias	77.50
	LUOND Nico	79.90
	MULLER Roman	79.30
	ROLLI Fabian	81.50
Total:		637.70

Belgium

Bib	Name	Weight [kg]
	de SCHUTTER Wim	76.40
	HENDRICKX Jan	80.30
	MERTENS Luc	78.00
	MERTENS Raf	78.50
	RAEYMAEKERS Wouter	76.70
	SCHUERMANS Johnny	78.10
	VERMEIREN Joris	76.10
Total:		633.80

REVISED

Caution correction

Timing and Results provided by Tissot



Results

REVISED
14 AUG 12:53

Match #4

Name	NOC Code	Time of 1st Pull	Time of 2nd Pull	Cautions	Result
Germany	GER	0:23	0:13		3
Netherlands	NED				0

Team Composition

Germany

Bib	Name	Weight [kg]
	BROGHAMMER Lucas	84.10
	FRANK Patrick	78.50
	FUSS Tim	77.20
	KLINGELE Philip	83.70
	ORTLIEB Tobias	74.60
	RESCH Florian	79.60
	RESCH Markus	78.20
	WEHRLE Martin	78.20
Total:		634.10

Netherlands

Bib	Name	Weight [kg]
	BARTELS Jan	91.70
	HOFF Rolf	83.40
	LUTKE WILLINK Harmen	82.90
	NIEUWENHUIS Jeroen	78.30
	SCHUTTE Justin	68.90
	UILENREEF Gerrit	76.10
	VLIEM Richard	64.50
	WAGENMANS Vincent	80.40
Total:		630.30

REVISED

Team name correction.

Timing and Results provided by Tissot



Results

Match #5

Name	NOC Code	Time of 1st Pull	Time of 2nd Pull	Cautions	Result
Great Britain	GBR				3
Belgium	BEL	1:47	1:09		0

Team Composition

Great Britain

Bib	Name	Weight [kg]
	BIRCH Joe	72.60
	KENNY Dan	92.40
	LEE Will	83.40
	MURPHY Pye	81.50
	NICHOLLS Dan	71.20
	ROBINSON Leeboy	82.50
	ROUTLEY Jack	80.80
	SHAW Gaz	71.50
Total:		635.90

Belgium

Bib	Name	Weight [kg]
	de SCHUTTER Wim	76.40
	HENDRICKX Jan	80.30
	MERTENS Luc	78.00
	MERTENS Raf	78.50
	RAEYMAEKERS Wouter	76.70
	SCHUERMANS Johnny	78.10
	VERMEIREN Joris	76.10
Total:		544.00



Results

Match #6

Name	NOC Code	Time of 1st Pull	Time of 2nd Pull	Cautions	Result
Chinese Taipei	TPE	1:02	0:56		1
Switzerland	SUI				1

Team Composition

Chinese Taipei

Bib	Name	Weight [kg]
	CHANG Chih-Hao	76.90
	CHANG Chun-Wei	77.80
	HO Yu-Yang	81.20
	HSU Ren-Hong	78.70
	KUO Yen-Ting	78.40
	LIN Ching-Chun	77.30
	WANG Chih-Hung	86.50
	YOU Wei-Xun	75.70
Total:		632.50

Switzerland

Bib	Name	Weight [kg]
	ARNOLD Vinzenz	81.40
	GRANI Sven	77.10
	JOLLER Erich	79.00
	JOLLER Peter	82.00
	KOLLER Tobias	77.50
	LUOND Nico	79.90
	MULLER Roman	79.30
	ROLLI Fabian	81.50
Total:		637.70



Results

REVISED
14 AUG 12:53

Match #7

Name	NOC Code	Time of 1st Pull	Time of 2nd Pull	Cautions	Result
Great Britain	GBR	2:24	1:10		1
Netherlands	NED				1

Team Composition

Great Britain

Bib	Name	Weight [kg]
	BIRCH Joe	72.60
	KENNY Dan	92.40
	LEE Will	83.40
	MURPHY Pye	81.50
	NICHOLLS Dan	71.20
	ROBINSON Leeboy	82.50
	ROUTLEY Jack	80.80
	SHAW Gaz	71.50
Total:		635.90

Netherlands

Bib	Name	Weight [kg]
	BARTELS Jan	91.70
	HOFF Rolf	83.40
	NIEUWENHUIS Jeroen	78.30
	SCHUTTE Justin	68.90
	UILENREEF Gerrit	76.10
	van de LANGEMHEEN Henk	84.90
	VLIEM Richard	64.50
	WAGENMANS Vincent	80.40
Total:		632.30

REVISED

Team name correction.

Timing and Results provided by Tissot



Results

Match #8

Name	NOC Code	Time of 1st Pull	Time of 2nd Pull	Cautions	Result
Germany	GER	0:20	1:02		1
Switzerland	SUI			1	1

Team Composition

Germany

Bib	Name	Weight [kg]
	BROGHAMMER Lucas	84.10
	FRANK Patrick	78.50
	FUSS Tim	77.20
	KLINGELE Philip	83.70
	ORTLIEB Tobias	74.60
	RESCH Florian	79.60
	RESCH Markus	78.20
	WEHRLE Martin	78.20
Total:		634.10

Switzerland

Bib	Name	Weight [kg]
	ARNOLD Vinzenz	81.40
	GRANI Sven	77.10
	JOLLER Erich	79.00
	JOLLER Peter	82.00
	KOLLER Tobias	77.50
	LUOND Nico	79.90
	MULLER Roman	79.30
	ROLLI Fabian	81.50
Total:		637.70



Results

Match #9

Name	NOC Code	Time of 1st Pull	Time of 2nd Pull	Cautions	Result
Chinese Taipei	TPE	1:13	1:34	2	0
Belgium	BEL			3	3

Team Composition

Chinese Taipei

Bib	Name	Weight [kg]
	CHANG Chih-Hao	76.90
	CHANG Chun-Wei	77.80
	HO Yu-Yang	81.20
	HSU Ren-Hong	78.70
	KUO Yen-Ting	78.40
	LIN Ching-Chun	77.30
	WANG Chih-Hung	86.50
	YOU Wei-Xun	75.70
Total:		632.50

Belgium

Bib	Name	Weight [kg]
	BROECKX Wim	89.90
	de SCHUTTER Wim	76.40
	HENDRICKX Jan	80.30
	MERTENS Luc	78.00
	MERTENS Raf	78.50
	RAEYMAEKERS Wouter	76.70
	SCHILDERMANS Ive	80.00
	VERMEIREN Joris	76.10
Total:		635.90



Results

REVISED
14 AUG 12:53

Match #10

Name	NOC Code	Time of 1st Pull	Time of 2nd Pull	Cautions	Result
Netherlands	NED	0:32	0:42	1	0
Switzerland	SUI				3

Team Composition

Netherlands

Bib	Name	Weight [kg]
	BARTELS Jan	91.70
	HOFF Rolf	83.40
	NIEUWENHUIS Jeroen	78.30
	SCHUTTE Justin	68.90
	UILENREEF Gerrit	76.10
	van de LANGEMHEEN Henk	84.90
	VLIEM Richard	64.50
	WAGENMANS Vincent	80.40
Total:		632.30

Switzerland

Bib	Name	Weight [kg]
	ARNOLD Vinzenz	81.40
	GRANI Sven	77.10
	JOLLER Erich	79.00
	JOLLER Peter	82.00
	KOLLER Tobias	77.50
	LUOND Nico	79.90
	MULLER Roman	79.30
	ROLLI Fabian	81.50
Total:		637.70

REVISED

Team name correction.

Timing and Results provided by Tissot

TOWMOUT640-----PREL001000--_73 2.0

Report Creation THU 14 AUG 2025 12:53

Page 1 / 1



Results

Match #11

Name	NOC Code	Time of 1st Pull	Time of 2nd Pull	Cautions	Result
Great Britain	GBR	1:45	1:12		3
Chinese Taipei	TPE				0

Team Composition

Great Britain

Bib	Name	Weight [kg]
	BIRCH Joe	72.60
	KENNY Dan	92.40
	LEE Will	83.40
	MURPHY Pye	81.50
	NICHOLLS Dan	71.20
	ROBINSON Leeboy	82.50
	ROUTLEY Jack	80.80
	SHAW Gaz	71.50
Total:		635.90

Chinese Taipei

Bib	Name	Weight [kg]
	CHANG Chih-Hao	76.90
	CHANG Chun-Wei	77.80
	HO Yu-Yang	81.20
	HSU Ren-Hong	78.70
	KUO Yen-Ting	78.40
	LIN Ching-Chun	77.30
	WANG Chih-Hung	86.50
	YOU Wei-Xun	75.70
Total:		632.50



Results

Match #12

Name	NOC Code	Time of 1st Pull	Time of 2nd Pull	Cautions	Result
Germany	GER	0:34	1:43	1	3
Belgium	BEL			3	0

Team Composition

Germany

Bib	Name	Weight [kg]
	BROGHAMMER Lucas	84.10
	FRANK Patrick	78.50
	FUSS Tim	77.20
	KLINGELE Philip	83.70
	ORTLIEB Tobias	74.60
	RESCH Florian	79.60
	RESCH Markus	78.20
	WEHRLE Martin	78.20
Total:		634.10

Belgium

Bib	Name	Weight [kg]
	BROECKX Wim	89.90
	de SCHUTTER Wim	76.40
	HENDRICKX Jan	80.30
	MERTENS Luc	78.00
	MERTENS Raf	78.50
	RAEYMAEKERS Wouter	76.70
	SCHILDERMANS Ive	80.00
	VERMEIREN Joris	76.10
Total:		635.90



Results

Match #13

Name	NOC Code	Time of 1st Pull	Time of 2nd Pull	Cautions	Result
Great Britain	GBR	1:40	1:00	1	1
Switzerland	SUI				1

Team Composition

Great Britain

Bib	Name	Weight [kg]
	BIRCH Joe	72.60
	KENNY Dan	92.40
	LEE Will	83.40
	MURPHY Pye	81.50
	NICHOLLS Dan	71.20
	ROBINSON Leeboy	82.50
	ROUTLEY Jack	80.80
	SHAW Gaz	71.50
Total:		635.90

Switzerland

Bib	Name	Weight [kg]
	ARNOLD Vinzenz	81.40
	GRANI Sven	77.10
	JOLLER Erich	79.00
	JOLLER Peter	82.00
	KOLLER Tobias	77.50
	LUOND Nico	79.90
	MULLER Roman	79.30
	ROLLI Fabian	81.50
Total:		637.70



Results

REVISED
14 AUG 12:53

Match #14

Name	NOC Code	Time of 1st Pull	Time of 2nd Pull	Cautions	Result
Netherlands	NED			2	0
Belgium	BEL	1:00	1:16	1	3

Team Composition

Netherlands

Bib	Name	Weight [kg]
	BARTELS Jan	91.70
	HOFF Rolf	83.40
	NIEUWENHUIS Jeroen	78.30
	SCHUTTE Justin	68.90
	UILENREEF Gerrit	76.10
	van de LANGEMHEEN Henk	84.90
	VLIEM Richard	64.50
	WAGENMANS Vincent	80.40
Total:		632.30

Belgium

Bib	Name	Weight [kg]
	BROECKX Wim	89.90
	de SCHUTTER Wim	76.40
	HENDRICKX Jan	80.30
	MERTENS Luc	78.00
	MERTENS Raf	78.50
	RAEYMAEKERS Wouter	76.70
	SCHILDERMANS Ive	80.00
	VERMEIREN Joris	76.10
Total:		635.90

REVISED

Team name correction.

Timing and Results provided by Tissot

TOWMOUT640-----PREL001400--_73 2.0

Report Creation THU 14 AUG 2025 12:53

Page 1 / 1



Results

Match #15

Name	NOC Code	Time of 1st Pull	Time of 2nd Pull	Cautions	Result
Germany	GER	0:33	1:22	1	3
Chinese Taipei	TPE				0

Team Composition

Germany

Bib	Name	Weight [kg]
	BROGHAMMER Lucas	84.10
	FRANK Patrick	78.50
	FUSS Tim	77.20
	KLINGELE Philip	83.70
	ORTLIEB Tobias	74.60
	RESCH Florian	79.60
	RESCH Markus	78.20
	WEHRLE Martin	78.20
Total:		634.10

Chinese Taipei

Bib	Name	Weight [kg]
	CHANG Chih-Hao	76.90
	HO Yu-Yang	81.20
	HSU Ren-Hong	78.70
	HUANG Kuan-Wen	81.40
	KUO Yen-Ting	78.40
	LIN Ching-Chun	77.30
	WANG Chih-Hung	86.50
	YOU Wei-Xun	75.70
Total:		636.10



TUG OF WAR

Women's Outdoor 500kg



Entry List by Event

As of SUN 10 AUG 2025

NOC	Name
GBR - Great Britain	BROCKLEHURST Kate HALL Rachel HAYWOOD Emma JOSE Siobhaun MACHIN Isobel MUSSON Helen PARRY Olivia TOMLINSON Millie
GER - Germany	DURST Nicole GOSER Selina GROZINGER Sina ICKLER Carina MOHRING Mirja Sophie MULLER Marina SANDMANN Melanie SCHWEGLER Theresa
SUI - Switzerland	BEIER Elena CHRISTEN Judith JOLLER Andrea KOCH Michaela NIEDERBERGER Erika ROLLI Carmen VILLIGER Sarah ZIEGLER Brigitte
SWE - Sweden	EKSTEDT Ronja GORANSSON Emelie HABY Asa JACOBSON Karin KLINTHALL Anette NASSLANDER Anna PERSSON Magdalena WESTERLING Hanna
TPE - Chinese Taipei	CHEN Yue-Ting HUNG Ning-Hsuan KO Wen-Lin LAI Ting-Yu LIN Meng-Zhu LU Yi-Jia TIEN Chia-Hsin TIEN Chia-Jung



Entry List by Event

As of SUN 10 AUG 2025

NOC	Name
USA - United States of America	GALLAGHER Mariah KRUSE Katie LINDGREN Lilia LYMAN Allie NEUHAUS Morgan SCHMIDT Vanessa STICHA Katelyn WELSH Liv



Result Summary

REVISED
14 AUG 12:30

As of THU 14 AUG 2025

Match	Name	NOC Code	Result			NOC Code	Name
SUN 10 AUG 2025							
Preliminary Round Match #1	United States of America	USA	0	-	3	GER	Germany
Preliminary Round Match #2	Chinese Taipei	TPE	3	-	0	SWE	Sweden
Preliminary Round Match #3	Great Britain	GBR	0	-	3	SUI	Switzerland
Preliminary Round Match #4	Germany	GER	0	-	3	SWE	Sweden
Preliminary Round Match #5	United States of America	USA	0	-	3	SUI	Switzerland
Preliminary Round Match #6	Chinese Taipei	TPE	3	-	0	GBR	Great Britain
Preliminary Round Match #7	United States of America	USA	0	-	3	SWE	Sweden
Preliminary Round Match #8	Germany	GER	1	-	1	GBR	Great Britain
Preliminary Round Match #9	Chinese Taipei	TPE	3	-	0	SUI	Switzerland
Preliminary Round Match #10	Sweden	SWE	3	-	0	GBR	Great Britain
Preliminary Round Match #11	United States of America	USA	0	-	3	TPE	Chinese Taipei
Preliminary Round Match #12	Germany	GER	0	-	3	SUI	Switzerland
Preliminary Round Match #13	United States of America	USA	3	-	0	GBR	Great Britain
Preliminary Round Match #14	Sweden	SWE	0	-	3	SUI	Switzerland
Preliminary Round Match #15	Germany	GER	0	-	3	TPE	Chinese Taipei
Semifinals Match #16	Chinese Taipei	TPE	3	-	0	GER	Germany
Semifinals Match #17	Switzerland	SUI	3	-	0	SWE	Sweden
5th Place Match	United States of America	USA	0	-	3	GBR	Great Britain
Bronze Medal Match	Germany	GER	0	-	3	SWE	Sweden
Gold Medal Match	Chinese Taipei	TPE	3	-	0	SUI	Switzerland

REVISED

Team name correction.

Timing and Results provided by Tissot



Brackets

REVISED
14 AUG 12:33

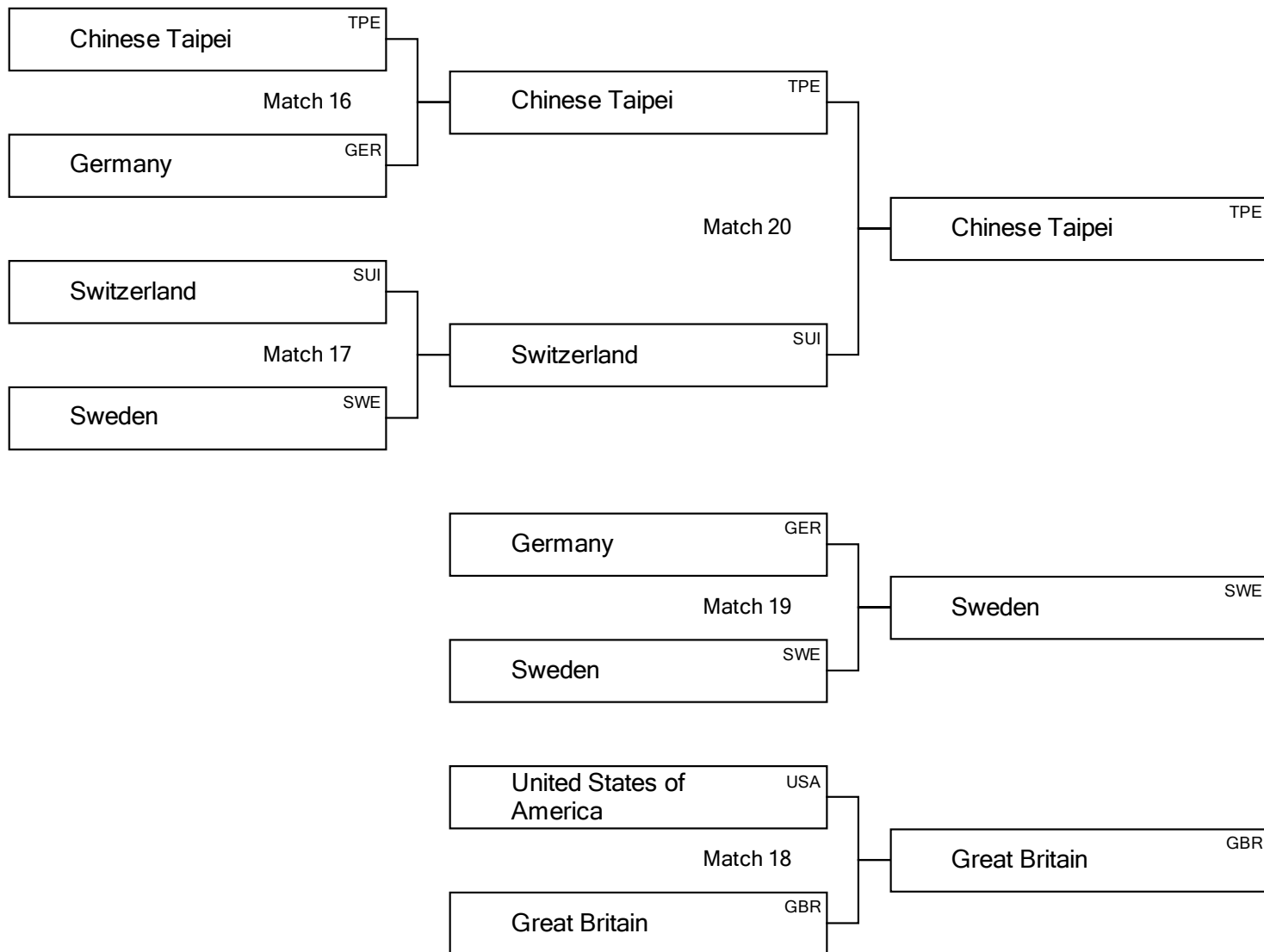
As of THU 14 AUG 2025

Semifinals

Finals

MEDALLISTS

Gold	Chinese Taipei	TPE
Silver	Switzerland	SUI
Bronze	Sweden	SWE



REVISED

Team name correction.

Timing and Results provided by Tissot

TOWWOUT500-----_75 2.0

Report Creation THU 14 AUG 2025 12:33

Page 1 / 1



Tournament Summary

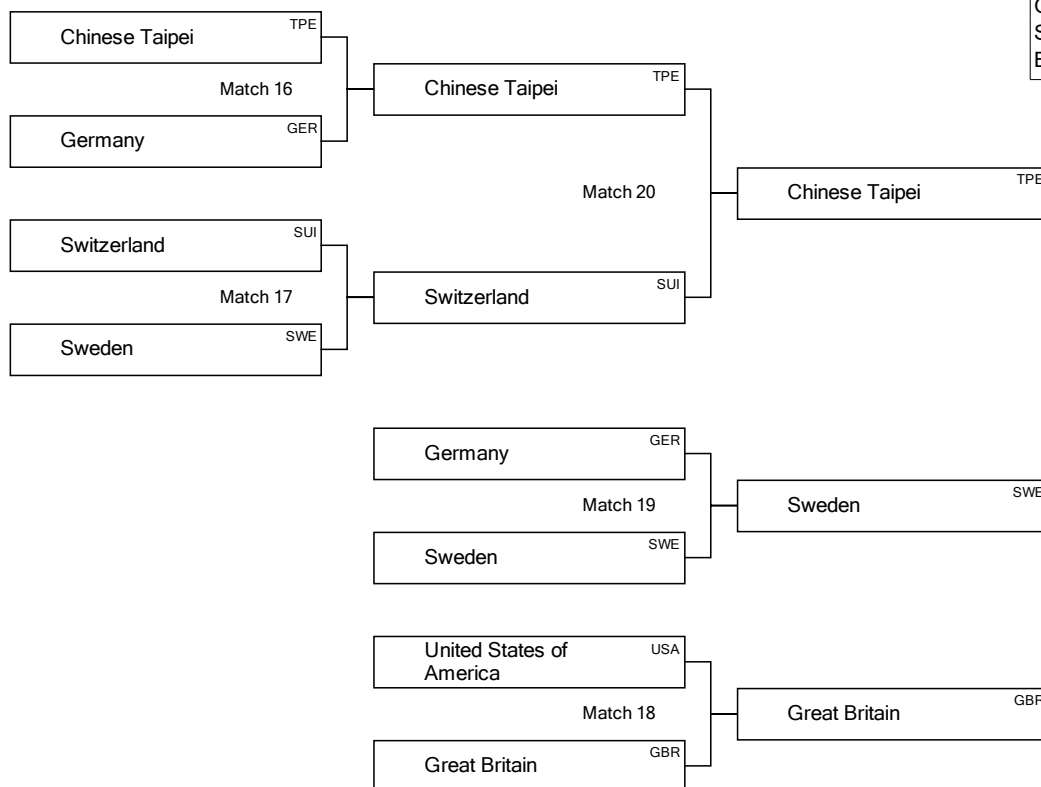
REVISED
14 AUG 12:34

As of THU 14 AUG 2025

Rank	NOC Code	Name	TPE	SUI	SWE	GER	USA	GBR	Games	Wins	Ties	Cautions	Points	Remark
1	TPE	Chinese Taipei	-	3	3	3	3	3	5	5	0	0	15	Q
2	SUI	Switzerland	0	-	3	3	3	3	5	4	0	1	12	Q
3	SWE	Sweden	0	0	-	3	3	3	5	3	0	0	9	Q
4	GER	Germany	0	0	0	-	3	1	5	1	1	3	4	Q
5	USA	United States of America	0	0	0	0	-	3	5	1	0	2	3	
6	GBR	Great Britain	0	0	0	1	0	-	5	0	1	8	1	

Semifinals

Finals



MEDALLISTS

Gold	Chinese Taipei	TPE
Silver	Switzerland	SUI
Bronze	Sweden	SWE

REVISED

Team name correction.

Timing and Results provided by Tissot



Medallists

As of SUN 10 AUG 2025

GOLD	SILVER	BRONZE
TPE - Chinese Taipei LU Yi-Jia TIEN Chia-Hsin CHEN Yue-Ting LIN Meng-Zhu LAI Ting-Yu TIEN Chia-Jung KO Wen-Lin HUNG Ning-Hsuan	SUI - Switzerland JOLLER Andrea BEIER Elena CHRISTEN Judith NIEDERBERGER Erika KOCH Michaela VILLIGER Sarah ROLLI Carmen ZIEGLER Brigitte	SWE - Sweden JACOBSON Karin EKSTEDT Ronja NASSLANDER Anna PERSSON Magdalena GORANSSON Emelie KLINTHALL Anette HABY Asa WESTERLING Hanna HED Frida



Start List Summary

REVISED
14 AUG 13:02

As of THU 14 AUG 2025

Date Time	Match	Name	NOC Code	vs	NOC Code	Name
13:01	5th Place Match	United States of America	USA	-	GBR	Great Britain
13:15	Bronze Medal Match	Germany	GER	-	SWE	Sweden
13:31	Gold Medal Match	Chinese Taipei	TPE	-	SUI	Switzerland

REVISED

Team name correction.

Timing and Results provided by Tissot



Results

REVISED
14 AUG 12:31

Match #18

Name	NOC Code	Time of 1st Pull	Time of 2nd Pull	Time of 3rd Pull	Cautions	Result
United States of America	USA	3:59	1:03		1	0
Great Britain	GBR				1	3

Team Composition

United States of America

Bib	Name	Weight [kg]
	GALLAGHER Mariah	54.50
	KRUSE Katie	56.80
	LINDGREN Lilia	61.20
	LYMAN Allie	67.20
	NEUHAUS Morgan	57.50
	SCHMIDT Vanessa	56.40
	STICHA Katelyn	65.70
	WELSH Liv	72.10
Total:		491.40

Great Britain

Bib	Name	Weight [kg]
	BROCKLEHURST Kate	55.20
	BROCKLEHURST Zoe	59.00
	HALL Rachel	60.20
	HAYWOOD Emma	73.80
	JOSE Siobhaun	52.30
	MACHIN Isobel	68.40
	MUSSON Helen	68.30
	PARRY Olivia	58.10
	TOMLINSON Millie	59.30
Total:		554.60

REVISED

Team name correction.

Timing and Results provided by Tissot

TOWWOUT500-----FNL-000300--_73 2.0

Report Creation THU 14 AUG 2025 12:31

Page 1 / 1



Results

Match #19

Name	NOC Code	Time of 1st Pull	Time of 2nd Pull	Time of 3rd Pull	Cautions	Result
Germany	GER				2	0
Sweden	SWE	1:48	1:00			3

Team Composition

Germany

Bib	Name	Weight [kg]
	BIRKHOFFER Julia	45.10
	DURST Nicole	66.10
	GOSER Selina	68.70
	GROZINGER Sina	60.40
	ICKLER Carina	68.60
	MOHRING Mirja Sophie	49.90
	SANDMANN Melanie	54.90
	SCHWEGLER Theresa	77.70
	Total:	491.40

Sweden

Bib	Name	Weight [kg]
	EKSTEDT Ronja	61.40
	GORANSSON Emelie	70.10
	HABY Asa	49.70
	HED Frida	60.50
	JACOBSON Karin	64.80
	NASSLANDER Anna	59.20
	PERSSON Magdalena	69.50
	WESTERLING Hanna	62.60
	Total:	497.80



Results

Match #20

Name	NOC Code	Time of 1st Pull	Time of 2nd Pull	Time of 3rd Pull	Cautions	Result
Chinese Taipei	TPE					3
Switzerland	SUI	1:16	0:54		2	0

Team Composition

Chinese Taipei

Bib	Name	Weight [kg]
	CHEN Yue-Ting	59.90
	HUNG Ning-Hsuan	60.80
	KO Wen-Lin	64.70
	LAI Ting-Yu	61.10
	LIN Meng-Zhu	65.70
	LU Yi-Jia	61.10
	TIEN Chia-Hsin	61.60
	TIEN Chia-Jung	61.40
	Total:	496.30

Switzerland

Bib	Name	Weight [kg]
	BEIER Elena	67.60
	CHRISTEN Judith	57.70
	JOLLER Andrea	57.40
	KOCH Michaela	60.30
	NIEDERBERGER Erika	63.60
	ROLLI Carmen	76.40
	VILLIGER Sarah	54.90
	ZIEGLER Brigitte	60.60
	Total:	498.50



Start List Summary

As of SUN 10 AUG 2025

Date Time	Match	Name	NOC Code	vs	NOC Code	Name
12:45	Match #16	Chinese Taipei	TPE	-	GER	Germany
12:45	Match #17	Switzerland	SUI	-	SWE	Sweden



Results

Match #16

Name	NOC Code	Time of 1st Pull	Time of 2nd Pull	Time of 3rd Pull	Cautions	Result
Chinese Taipei	TPE	0:28	0:44			3
Germany	GER					0

Team Composition

Chinese Taipei

Bib	Name	Weight [kg]
	CHEN Yue-Ting	59.90
	HUNG Ning-Hsuan	60.80
	KO Wen-Lin	64.70
	LAI Ting-Yu	61.10
	LIN Meng-Zhu	65.70
	LU Yi-Jia	61.10
	TIEN Chia-Hsin	61.60
	TIEN Chia-Jung	61.40
	Total:	496.30

Germany

Bib	Name	Weight [kg]
	DURST Nicole	66.10
	GOSER Selina	68.70
	GROZINGER Sina	60.40
	ICKLER Carina	68.60
	MOHRING Mirja Sophie	49.90
	MULLER Marina	51.40
	SANDMANN Melanie	54.90
	SCHWEGLER Theresa	77.70
	Total:	497.70

Time correction

Timing and Results provided by Tissot



Results

REVISED
10 AUG 13:26

Match #17

Name	NOC Code	Time of 1st Pull	Time of 2nd Pull	Time of 3rd Pull	Cautions	Result
Switzerland	SUI	0:59	1:25		1	3
Sweden	SWE					0

Team Composition

Switzerland

Bib	Name	Weight [kg]
	BEIER Elena	67.60
	CHRISTEN Judith	57.70
	JOLLER Andrea	57.40
	KOCH Michaela	60.30
	NIEDERBERGER Erika	63.60
	ROLLI Carmen	76.40
	VILLIGER Sarah	54.90
	ZIEGLER Brigitte	60.60
Total:		498.50

Sweden

Bib	Name	Weight [kg]
	EKSTEDT Ronja	61.40
	GORANSSON Emelie	70.10
	HABY Asa	49.70
	JACOBSON Karin	64.80
	KLINTHALL Anette	53.50
	NASSLANDER Anna	59.20
	PERSSON Magdalena	69.50
	WESTERLING Hanna	62.60
Total:		490.80

REVISED

Time correction

Timing and Results provided by Tissot



Start List Summary

REVISED
14 AUG 12:10

As of THU 14 AUG 2025

Date Time	Match	Name	NOC Code	vs	NOC Code	Name
10:30	Match #1	United States of America	USA	-	GER	Germany
10:38	Match #2	Chinese Taipei	TPE	-	SWE	Sweden
10:46	Match #3	Great Britain	GBR	-	SUI	Switzerland
10:54	Match #4	Germany	GER	-	SWE	Sweden
11:02	Match #5	United States of America	USA	-	SUI	Switzerland
11:10	Match #6	Chinese Taipei	TPE	-	GBR	Great Britain
11:18	Match #7	United States of America	USA	-	SWE	Sweden
11:26	Match #8	Germany	GER	-	GBR	Great Britain
11:34	Match #9	Chinese Taipei	TPE	-	SUI	Switzerland
11:42	Match #10	Sweden	SWE	-	GBR	Great Britain
11:50	Match #11	United States of America	USA	-	TPE	Chinese Taipei
11:58	Match #12	Germany	GER	-	SUI	Switzerland
12:06	Match #13	United States of America	USA	-	GBR	Great Britain
12:14	Match #14	Sweden	SWE	-	SUI	Switzerland
12:22	Match #15	Germany	GER	-	TPE	Chinese Taipei

REVISED

Team name correction.

Timing and Results provided by Tissot



Results

REVISED
14 AUG 12:15

Match #1

Name	NOC Code	Time of 1st Pull	Time of 2nd Pull	Cautions	Result
United States of America	USA	0:28	1:10		0
Germany	GER				3

Team Composition

United States of America

Bib	Name	Weight [kg]
	GALLAGHER Mariah	54.50
	KRUSE Katie	56.80
	LINDGREN Lilia	61.20
	LYMAN Allie	67.20
	NEUHAUS Morgan	57.50
	SCHMIDT Vanessa	56.40
	STICHA Katelyn	65.70
	WELSH Liv	72.10
Total:		491.40

Germany

Bib	Name	Weight [kg]
	DURST Nicole	66.10
	GOSER Selina	68.70
	GROZINGER Sina	60.40
	ICKLER Carina	68.60
	MOHRING Mirja Sophie	49.90
	MULLER Marina	51.40
	SANDMANN Melanie	54.90
	SCHWEGLER Theresa	77.70
Total:		497.70

REVISED

Team name correction.

Timing and Results provided by Tissot



Results

Match #2

Name	NOC Code	Time of 1st Pull	Time of 2nd Pull	Cautions	Result
Chinese Taipei	TPE	0:20	0:20		3
Sweden	SWE				0

Team Composition

Chinese Taipei

Bib	Name	Weight [kg]
	CHEN Yue-Ting	59.90
	HUNG Ning-Hsuan	60.80
	KO Wen-Lin	64.70
	LAI Ting-Yu	61.10
	LIN Meng-Zhu	65.70
	LU Yi-Jia	61.10
	TIEN Chia-Hsin	61.60
	TIEN Chia-Jung	61.40
Total:		496.30

Sweden

Bib	Name	Weight [kg]
	EKSTEDT Ronja	61.40
	GORANSSON Emelie	70.10
	HABY Asa	49.70
	JACOBSON Karin	64.80
	KLINTHALL Anette	53.50
	NASSLANDER Anna	59.20
	PERSSON Magdalena	69.50
	WESTERLING Hanna	62.60
Total:		490.80



Results

Match #3

Name	NOC Code	Time of 1st Pull	Time of 2nd Pull	Cautions	Result
Great Britain	GBR	0:37	0:40		0
Switzerland	SUI				3

Team Composition

Great Britain

Bib	Name	Weight [kg]
	BROCKLEHURST Kate	55.20
	HALL Rachel	60.20
	HAYWOOD Emma	73.80
	JOSE Siobhaun	52.30
	MACHIN Isobel	68.40
	MUSSON Helen	68.30
	PARRY Olivia	58.10
	TOMLINSON Millie	59.30
Total:		495.60

Switzerland

Bib	Name	Weight [kg]
	BEIER Elena	67.60
	CHRISTEN Judith	57.70
	JOLLER Andrea	57.40
	KOCH Michaela	60.30
	NIEDERBERGER Erika	63.60
	ROLLI Carmen	76.40
	VILLIGER Sarah	54.90
	ZIEGLER Brigitte	60.60
Total:		498.50



Results

Match #4

Name	NOC Code	Time of 1st Pull	Time of 2nd Pull	Cautions	Result
Germany	GER			1	0
Sweden	SWE	0:56	1:02		3

Team Composition

Germany

Bib	Name	Weight [kg]
	DURST Nicole	66.10
	GOSER Selina	68.70
	GROZINGER Sina	60.40
	ICKLER Carina	68.60
	MOHRING Mirja Sophie	49.90
	MULLER Marina	51.40
	SANDMANN Melanie	54.90
	SCHWEGLER Theresa	77.70
Total:		497.70

Sweden

Bib	Name	Weight [kg]
	EKSTEDT Ronja	61.40
	GORANSSON Emelie	70.10
	HABY Asa	49.70
	JACOBSON Karin	64.80
	KLINTHALL Anette	53.50
	NASSLANDER Anna	59.20
	PERSSON Magdalena	69.50
	WESTERLING Hanna	62.60
Total:		490.80



Results

REVISED
14 AUG 12:17

Match #5

Name	NOC Code	Time of 1st Pull	Time of 2nd Pull	Cautions	Result
United States of America	USA	0:35	0:45		0
Switzerland	SUI				3

Team Composition

United States of America

Bib	Name	Weight [kg]
	GALLAGHER Mariah	54.50
	KRUSE Katie	56.80
	LINDGREN Lilia	61.20
	LYMAN Allie	67.20
	NEUHAUS Morgan	57.50
	SCHMIDT Vanessa	56.40
	STICHA Katelyn	65.70
	WELSH Liv	72.10
Total:		491.40

Switzerland

Bib	Name	Weight [kg]
	BEIER Elena	67.60
	CHRISTEN Judith	57.70
	JOLLER Andrea	57.40
	KOCH Michaela	60.30
	NIEDERBERGER Erika	63.60
	ROLLI Carmen	76.40
	VILLIGER Sarah	54.90
	ZIEGLER Brigitte	60.60
Total:		498.50

REVISED

Team name correction.

Timing and Results provided by Tissot



Results

Match #6

Name	NOC Code	Time of 1st Pull	Time of 2nd Pull	Cautions	Result
Chinese Taipei	TPE	0:33	0:45		3
Great Britain	GBR				0

Team Composition

Chinese Taipei

Bib	Name	Weight [kg]
	CHEN Yue-Ting	59.90
	HUNG Ning-Hsuan	60.80
	KO Wen-Lin	64.70
	LAI Ting-Yu	61.10
	LIN Meng-Zhu	65.70
	LU Yi-Jia	61.10
	TIEN Chia-Hsin	61.60
	TIEN Chia-Jung	61.40
Total:		496.30

Great Britain

Bib	Name	Weight [kg]
	BROCKLEHURST Kate	55.20
	HALL Rachel	60.20
	HAYWOOD Emma	73.80
	JOSE Siobhaun	52.30
	MACHIN Isobel	68.40
	MUSSON Helen	68.30
	PARRY Olivia	58.10
	TOMLINSON Millie	59.30
Total:		495.60



Results

REVISED
14 AUG 12:18

Match #7

Name	NOC Code	Time of 1st Pull	Time of 2nd Pull	Cautions	Result
United States of America	USA				0
Sweden	SWE	1:09	0:38		3

Team Composition

United States of America

Bib	Name	Weight [kg]
	GALLAGHER Mariah	54.50
	KRUSE Katie	56.80
	LINDGREN Lilia	61.20
	LYMAN Allie	67.20
	NEUHAUS Morgan	57.50
	SCHMIDT Vanessa	56.40
	STICHA Katelyn	65.70
	WELSH Liv	72.10
Total:		491.40

Sweden

Bib	Name	Weight [kg]
	EKSTEDT Ronja	61.40
	GORANSSON Emelie	70.10
	HABY Asa	49.70
	JACOBSON Karin	64.80
	KLINTHALL Anette	53.50
	NASSLANDER Anna	59.20
	PERSSON Magdalena	69.50
	WESTERLING Hanna	62.60
Total:		490.80

REVISED

Team name correction.

Timing and Results provided by Tissot



Results

Match #8

Name	NOC Code	Time of 1st Pull	Time of 2nd Pull	Cautions	Result
Germany	GER	0:51	0:55	2	1
Great Britain	GBR			2	1

Team Composition

Germany

Bib	Name	Weight [kg]
	DURST Nicole	66.10
	GOSER Selina	68.70
	GROZINGER Sina	60.40
	ICKLER Carina	68.60
	MOHRING Mirja Sophie	49.90
	MULLER Marina	51.40
	SANDMANN Melanie	54.90
	SCHWEGLER Theresa	77.70
Total:		497.70

Great Britain

Bib	Name	Weight [kg]
	BROCKLEHURST Kate	55.20
	HALL Rachel	60.20
	HAYWOOD Emma	73.80
	JOSE Siobhaun	52.30
	MACHIN Isobel	68.40
	MUSSON Helen	68.30
	PARRY Olivia	58.10
	TOMLINSON Millie	59.30
Total:		495.60



Results

Match #9

Name	NOC Code	Time of 1st Pull	Time of 2nd Pull	Cautions	Result
Chinese Taipei	TPE	0:52	0:24		3
Switzerland	SUI				0

Team Composition

Chinese Taipei

Bib	Name	Weight [kg]
	CHEN Yue-Ting	59.90
	HUNG Ning-Hsuan	60.80
	KO Wen-Lin	64.70
	LAI Ting-Yu	61.10
	LIN Meng-Zhu	65.70
	LU Yi-Jia	61.10
	TIEN Chia-Hsin	61.60
	TIEN Chia-Jung	61.40
Total:		496.30

Switzerland

Bib	Name	Weight [kg]
	BEIER Elena	67.60
	CHRISTEN Judith	57.70
	JOLLER Andrea	57.40
	KOCH Michaela	60.30
	NIEDERBERGER Erika	63.60
	ROLLI Carmen	76.40
	VILLIGER Sarah	54.90
	ZIEGLER Brigitte	60.60
Total:		498.50



Results

Match #10

Name	NOC Code	Time of 1st Pull	Time of 2nd Pull	Cautions	Result
Sweden	SWE	1:31	1:17		3
Great Britain	GBR			3	0

Team Composition

Sweden

Bib	Name	Weight [kg]
	EKSTEDT Ronja	61.40
	GORANSSON Emelie	70.10
	HABY Asa	49.70
	JACOBSON Karin	64.80
	KLINTHALL Anette	53.50
	NASSLANDER Anna	59.20
	PERSSON Magdalena	69.50
	WESTERLING Hanna	62.60
Total:		490.80

Great Britain

Bib	Name	Weight [kg]
	BROCKLEHURST Kate	55.20
	HALL Rachel	60.20
	HAYWOOD Emma	73.80
	JOSE Siobhaun	52.30
	MACHIN Isobel	68.40
	MUSSON Helen	68.30
	PARRY Olivia	58.10
	TOMLINSON Millie	59.30
Total:		495.60



Results

REVISED
14 AUG 12:18

Match #11

Name	NOC Code	Time of 1st Pull	Time of 2nd Pull	Cautions	Result
United States of America	USA	0:52	0:32		0
Chinese Taipei	TPE				3

Team Composition

United States of America

Bib	Name	Weight [kg]
	GALLAGHER Mariah	54.50
	KRUSE Katie	56.80
	LINDGREN Lilia	61.20
	LYMAN Allie	67.20
	NEUHAUS Morgan	57.50
	SCHMIDT Vanessa	56.40
	STICHA Katelyn	65.70
	WELSH Liv	72.10
Total:		491.40

Chinese Taipei

Bib	Name	Weight [kg]
	CHEN Yue-Ting	59.90
	HUNG Ning-Hsuan	60.80
	KO Wen-Lin	64.70
	LAI Ting-Yu	61.10
	LIN Meng-Zhu	65.70
	LU Yi-Jia	61.10
	TIEN Chia-Hsin	61.60
	TIEN Chia-Jung	61.40
Total:		496.30

REVISED

Team name correction.

Timing and Results provided by Tissot



Results

Match #12

Name	NOC Code	Time of 1st Pull	Time of 2nd Pull	Cautions	Result
Germany	GER	0:32	0:34		0
Switzerland	SUI				3

Team Composition

Germany

Bib	Name	Weight [kg]
	DURST Nicole	66.10
	GOSER Selina	68.70
	GROZINGER Sina	60.40
	ICKLER Carina	68.60
	MOHRING Mirja Sophie	49.90
	MULLER Marina	51.40
	SANDMANN Melanie	54.90
	SCHWEGLER Theresa	77.70
Total:		497.70

Switzerland

Bib	Name	Weight [kg]
	BEIER Elena	67.60
	CHRISTEN Judith	57.70
	JOLLER Andrea	57.40
	KOCH Michaela	60.30
	NIEDERBERGER Erika	63.60
	ROLLI Carmen	76.40
	VILLIGER Sarah	54.90
	ZIEGLER Brigitte	60.60
Total:		498.50



Results

REVISED
14 AUG 12:30

Match #13

Name	NOC Code	Time of 1st Pull	Time of 2nd Pull	Cautions	Result
United States of America	USA	1:22	1:32	2	3
Great Britain	GBR			3	0

Team Composition

United States of America

Bib	Name	Weight [kg]
	GALLAGHER Mariah	54.50
	KRUSE Katie	56.80
	LINDGREN Lilia	61.20
	LYMAN Allie	67.20
	NEUHAUS Morgan	57.50
	SCHMIDT Vanessa	56.40
	STICHA Katelyn	65.70
	WELSH Liv	72.10
Total:		491.40

Great Britain

Bib	Name	Weight [kg]
	BROCKLEHURST Kate	55.20
	BROCKLEHURST Zoe	59.00
	HALL Rachel	60.20
	HAYWOOD Emma	73.80
	JOSE Siobhaun	52.30
	MACHIN Isobel	68.40
	MUSSON Helen	68.30
	TOMLINSON Millie	59.30
Total:		496.50

REVISED

Team name correction.

Timing and Results provided by Tissot

TOWWOUT500-----PREL001300--_73 2.0

Report Creation THU 14 AUG 2025 12:30

Page 1 / 1



Results

Match #14

Name	NOC Code	Time of 1st Pull	Time of 2nd Pull	Cautions	Result
Sweden	SWE	0:48	1:06		0
Switzerland	SUI			1	3

Team Composition

Sweden

Bib	Name	Weight [kg]
	EKSTEDT Ronja	61.40
	GORANSSON Emelie	70.10
	HABY Asa	49.70
	JACOBSON Karin	64.80
	KLINTHALL Anette	53.50
	NASSLANDER Anna	59.20
	PERSSON Magdalena	69.50
	WESTERLING Hanna	62.60
Total:		490.80

Switzerland

Bib	Name	Weight [kg]
	BEIER Elena	67.60
	CHRISTEN Judith	57.70
	JOLLER Andrea	57.40
	KOCH Michaela	60.30
	NIEDERBERGER Erika	63.60
	ROLLI Carmen	76.40
	VILLIGER Sarah	54.90
	ZIEGLER Brigitte	60.60
Total:		498.50



Results

Match #15

Name	NOC Code	Time of 1st Pull	Time of 2nd Pull	Cautions	Result
Germany	GER	0:33	0:52		0
Chinese Taipei	TPE				3

Team Composition

Germany

Bib	Name	Weight [kg]
	DURST Nicole	66.10
	GOSER Selina	68.70
	GROZINGER Sina	60.40
	ICKLER Carina	68.60
	MOHRING Mirja Sophie	49.90
	MULLER Marina	51.40
	SANDMANN Melanie	54.90
	SCHWEGLER Theresa	77.70
Total:		497.70

Chinese Taipei

Bib	Name	Weight [kg]
	CHEN Yue-Ting	59.90
	HUNG Ning-Hsuan	60.80
	KO Wen-Lin	64.70
	LAI Ting-Yu	61.10
	LIN Meng-Zhu	65.70
	LU Yi-Jia	61.10
	TIEN Chia-Hsin	61.60
	TIEN Chia-Jung	61.40
Total:		496.30



TWG
2025
CHENGDU



TUG OF WAR

Mixed Outdoor 580kg



Entry List by Event

As of MON 11 AUG 2025

NOC	Name	Gender
BEL - Belgium	COVENS Christel	Female
	de SCHUTTER Wim	Male
	GAGELMANS Robbe	Male
	MIJNENDONCKX Kristel	Female
	PUTS Colette	Female
	RAEYMAEKERS Wouter	Male
	SNOEIJIS Gitte	Female
	STURM Jeroen	Male
GER - Germany	ELIAS Fabien	Female
	FRIESS Julia	Female
	JUND Sabrina	Female
	KUNZ Raphael	Male
	MUHL Lorenz	Male
	MUHL Romona	Female
	VOGEL Rainer	Male
	WEGMANN Thomas	Male
ITA - Italy	BERTO Chiara	Female
	BORTOLIN Elvis	Male
	CIA Andrea	Male
	COLLEDAN Simone	Male
	di MARZO Giorgia	Female
	GAVA Elena	Female
	GOBBO Laretta	Female
	TONETTO Mauro	Male
NED - Netherlands	BOOGAARD Kim	Female
	HOFF Rolf	Male
	KOOREMANS Gisela	Female
	STALENHOEF Laura	Female
	van de LANGEMHEEN Henk	Male
	van MAANEN Jan	Male
	van MAANEN Ria	Female
	WILLEMSSEN Karlo	Male
SUI - Switzerland	BEIER Elena	Female
	BURCH Robin	Male
	LUSTENBERGER Ivo	Male
	ROLLI Carmen	Female
	VILLIGER Melanie	Female
	WIDMER Nina	Female
	ZUMBUHL Emanuel	Male
	ZUMBUHL Jeremias	Male



Entry List by Event

As of MON 11 AUG 2025

NOC	Name	Gender
TPE - Chinese Taipei	HSU Ren-Hong	Male
	HSU Yu-Lan	Female
	KUO Yen-Ting	Male
	LEE Yi-Chin	Female
	LIN Wei-Chih	Male
	PAN Sheng-Xin	Female
	PENG Ming-Chen	Female
	YOU Wei-Xun	Male



Result Summary

REVISED
14 AUG 12:58

As of THU 14 AUG 2025

Match	Name	NOC Code	Result			NOC Code	Name
MON 11 AUG 2025							
Preliminary Round Match #1	Italy	ITA	0	-	3	SUI	Switzerland
Preliminary Round Match #2	Netherlands	NED	0	-	3	BEL	Belgium
Preliminary Round Match #3	Germany	GER	3	-	0	TPE	Chinese Taipei
Preliminary Round Match #4	Switzerland	SUI	1	-	1	BEL	Belgium
Preliminary Round Match #5	Italy	ITA	1	-	1	TPE	Chinese Taipei
Preliminary Round Match #6	Netherlands	NED	0	-	3	GER	Germany
Preliminary Round Match #7	Italy	ITA	0	-	3	BEL	Belgium
Preliminary Round Match #8	Switzerland	SUI	3	-	0	GER	Germany
Preliminary Round Match #9	Netherlands	NED	1	-	1	TPE	Chinese Taipei
Preliminary Round Match #10	Belgium	BEL	3	-	0	GER	Germany
Preliminary Round Match #11	Italy	ITA	3	-	0	NED	Netherlands
Preliminary Round Match #12	Switzerland	SUI	3	-	0	TPE	Chinese Taipei
Preliminary Round Match #13	Italy	ITA	1	-	1	GER	Germany
Preliminary Round Match #14	Belgium	BEL	3	-	0	TPE	Chinese Taipei
Preliminary Round Match #15	Switzerland	SUI	3	-	0	NED	Netherlands
Semifinals Match #16	Switzerland	SUI	3	-	0	ITA	Italy
Semifinals Match #17	Belgium	BEL	3	-	0	GER	Germany
5th Place Match	Chinese Taipei	TPE	2	-	1	NED	Netherlands
Bronze Medal Match	Italy	ITA	0	-	3	GER	Germany
Gold Medal Match	Switzerland	SUI	3	-	0	BEL	Belgium

REVISED

Team name correction.

Timing and Results provided by Tissot



Brackets

REVISED
14 AUG 12:59

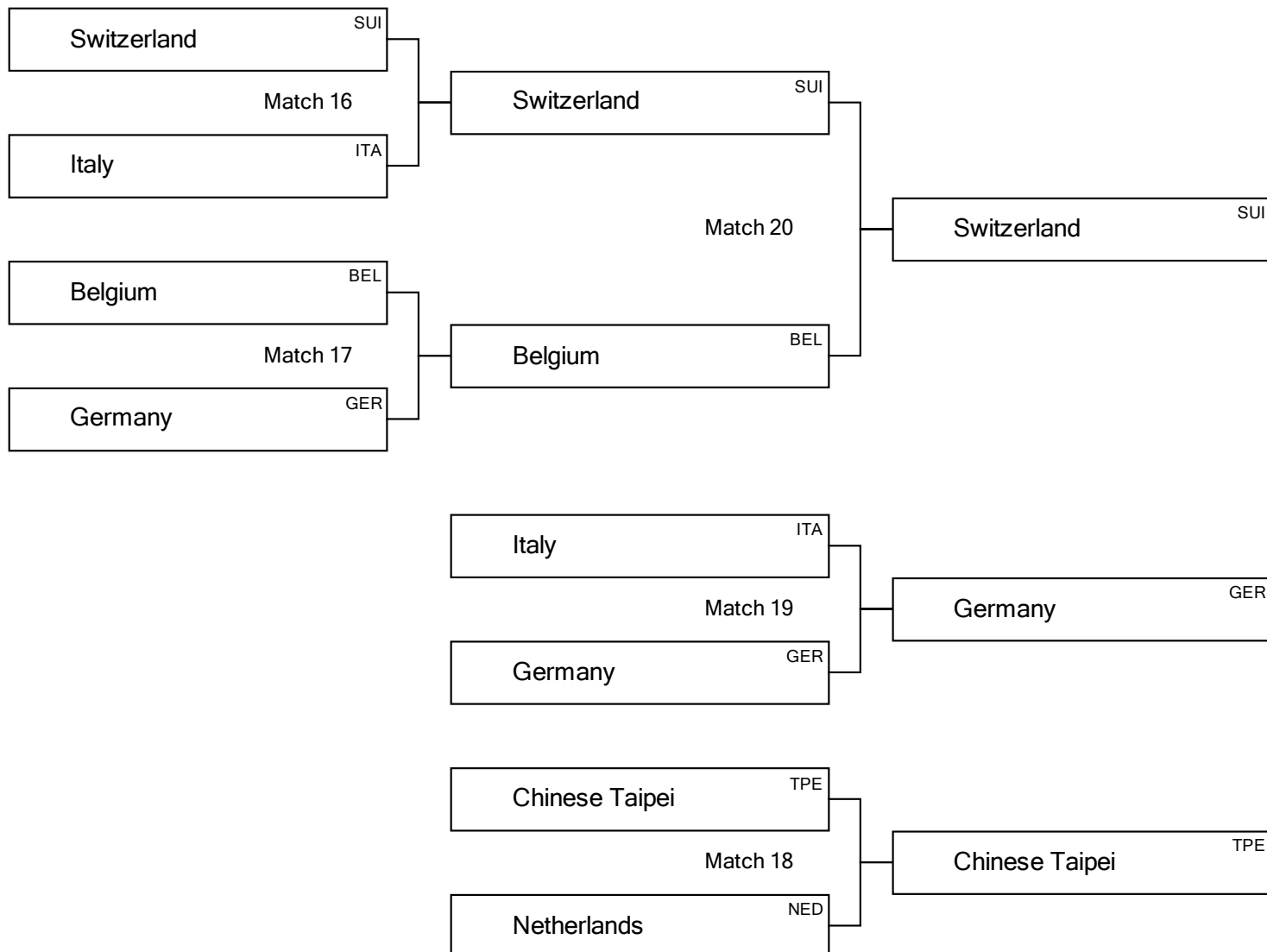
As of THU 14 AUG 2025

Semifinals

Finals

MEDALLISTS

Gold	Switzerland	SUI
Silver	Belgium	BEL
Bronze	Germany	GER



REVISED

Team name correction.

Timing and Results provided by Tissot



Tournament Summary

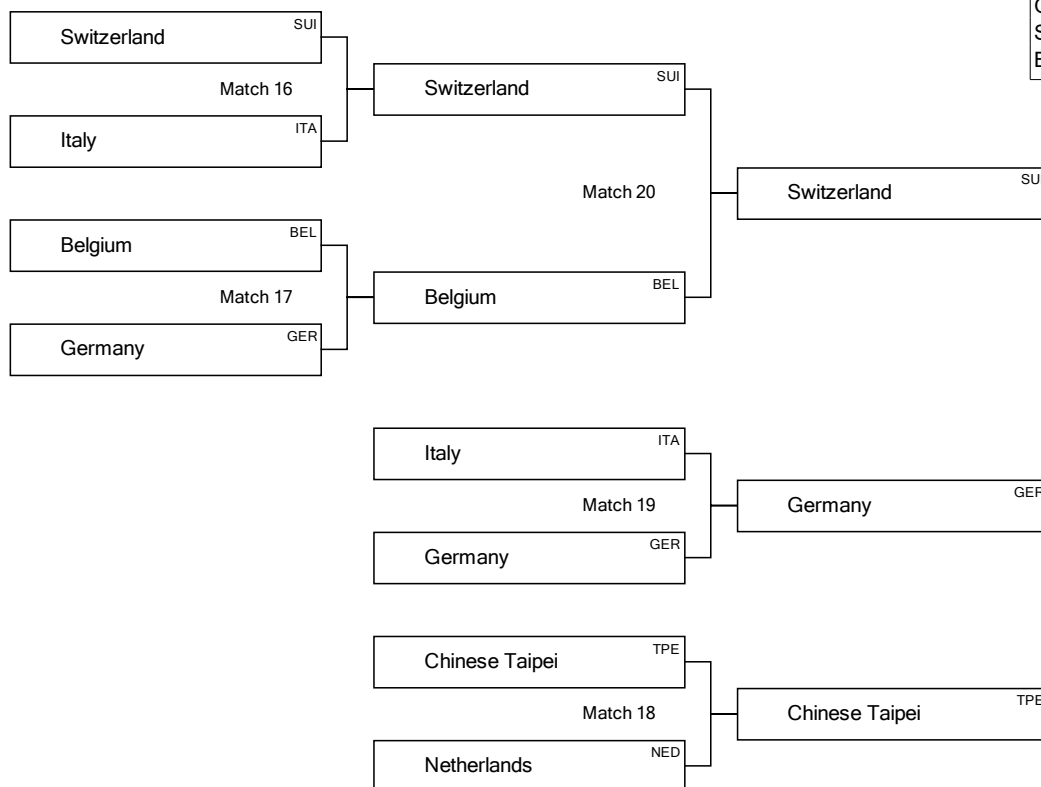
REVISED
14 AUG 12:59

As of THU 14 AUG 2025

Rank	NOC Code	Name	SUI	BEL	GER	ITA	TPE	NED	Games	Wins	Ties	Cautions	Points	Remark
1	SUI	Switzerland	-	1	3	3	3	3	5	4	1	5	13	Q
2	BEL	Belgium	1	-	3	3	3	3	5	4	1	6	13	Q
3	GER	Germany	0	0	-	1	3	3	5	2	1	2	7	Q
4	ITA	Italy	0	0	1	-	1	3	5	1	2	6	5	Q
5	TPE	Chinese Taipei	0	0	0	1	-	1	5	0	2	6	2	
6	NED	Netherlands	0	0	0	0	1	-	5	0	1	4	1	

Semifinals

Finals



MEDALLISTS

Gold	Switzerland	SUI
Silver	Belgium	BEL
Bronze	Germany	GER

REVISED

Team name correction.

Timing and Results provided by Tissot



Medallists

As of MON 11 AUG 2025

GOLD	SILVER	BRONZE
SUI - Switzerland BEIER Elena VILLIGER Melanie ROLLI Carmen WIDMER Nina BURCH Robin ZUMBUHL Jeremias ZUMBUHL Emanuel LUSTENBERGER Ivo	BEL - Belgium PUTS Colette SNOEIJIS Gitte COVENS Christel MIJNENDONCKX Kristel STURM Jeroen de SCHUTTER Wim RAEYMAEKERS Wouter GAGELMANS Robbe HENDRICKX Jan	GER - Germany JUND Sabrina MUHL Romona FRIESS Julia WEGMANN Thomas MUHL Lorenz KUNZ Raphael ELIAS Fabien VOGEL Rainer FEHRENBACH Valentin



Start List Summary

REVISED
14 AUG 13:06

As of THU 14 AUG 2025

Date Time	Match	Name	NOC Code	vs	NOC Code	Name
12:31	5th Place Match	Chinese Taipei	TPE	-	NED	Netherlands
12:45	Bronze Medal Match	Italy	ITA	-	GER	Germany
13:01	Gold Medal Match	Switzerland	SUI	-	BEL	Belgium

REVISED

Team name correction.

Timing and Results provided by Tissot



Results

REVISED
14 AUG 12:57

Match #18

Name	NOC Code	Time of 1st Pull	Time of 2nd Pull	Time of 3rd Pull	Cautions	Result
Chinese Taipei	TPE	4:12	0:39	0:38	2	2
Netherlands	NED				3	1

Team Composition

Chinese Taipei

Bib	Name	Weight [kg]
	HSU Ren-Hong	78.70
	HSU Yu-Lan	58.90
	KUO Yen-Ting	78.40
	LEE Yi-Chin	59.90
	LIN Wei-Chih	87.30
	PAN Sheng-Xin	58.90
	YOU Wei-Xun	75.70
	ZHANG Pei-Rong	78.40
Total:		576.10

Netherlands

Bib	Name	Weight [kg]
	BOOGAARD Kim	66.80
	HOFF Rolf	83.40
	KOOREMANS Gisela	54.10
	STALENHOEF Laura	60.40
	UILENREEF Gerrit	76.10
	van MAANEN Jan	78.50
	van MAANEN Ria	66.90
	WILLEMSSEN Karlo	76.10
Total:		562.30

REVISED

Team name correction.

Timing and Results provided by Tissot



Results

Match #19

Name	NOC Code	Time of 1st Pull	Time of 2nd Pull	Time of 3rd Pull	Cautions	Result
Italy	ITA	0:58	1:43		1	0
Germany	GER				1	3

Team Composition

Italy

Bib	Name	Weight [kg]
	BERTO Chiara	62.30
	BORTOLIN Elvis	89.00
	CIA Andrea	84.50
	de ROSSI Simone	72.50
	di MARZO Giorgia	63.50
	GAVA Elena	61.60
	GOBBO Lauretta	59.20
	TONETTO Mauro	72.70
Total:		565.30

Germany

Bib	Name	Weight [kg]
	ELIAS Fabien	49.50
	FEHRENBACH Valentin	79.60
	FRIESS Julia	71.70
	JUND Sabrina	59.70
	MUHL Lorenz	73.90
	MUHL Romona	66.20
	VOGEL Rainer	90.50
	WEGMANN Thomas	78.90
Total:		570.00



Results

REVISED
11 AUG 13:42

Match #20

Name	NOC Code	Time of 1st Pull	Time of 2nd Pull	Time of 3rd Pull	Cautions	Result
Switzerland	SUI	2:58	2:36		1	3
Belgium	BEL				2	0

Team Composition

Switzerland

Bib	Name	Weight [kg]
	BEIER Elena	67.60
	BURCH Robin	86.40
	LUSTENBERGER Ivo	76.20
	ROLLI Carmen	76.40
	VILLIGER Melanie	53.70
	WIDMER Nina	53.20
	ZUMBUHL Emanuel	84.10
	ZUMBUHL Jeremias	79.50
Total:		577.10

Belgium

Bib	Name	Weight [kg]
	COVENS Christel	64.50
	de SCHUTTER Wim	76.40
	GAGELMANS Robbe	89.70
	HENDRICKX Jan	80.30
	MIJNENDONCKX Kristel	66.60
	PUTS Colette	59.50
	RAEYMAEKERS Wouter	76.70
	SNOEIJIS Gitte	51.70
Total:		565.40

REVISED

update team members

Timing and Results provided by Tissot



Start List Summary

As of MON 11 AUG 2025

Date Time	Match	Name	NOC Code	vs	NOC Code	Name
12:15	Match #16	Switzerland	SUI	-	ITA	Italy
12:15	Match #17	Belgium	BEL	-	GER	Germany



Results

Match #16

Name	NOC Code	Time of 1st Pull	Time of 2nd Pull	Time of 3rd Pull	Cautions	Result
Switzerland	SUI	3:05	2:10		1	3
Italy	ITA				3	0

Team Composition

Switzerland

Bib	Name	Weight [kg]
	BEIER Elena	67.60
	BURCH Robin	86.40
	LUSTENBERGER Ivo	76.20
	ROLLI Carmen	76.40
	VILLIGER Melanie	53.70
	WIDMER Nina	53.20
	ZUMBUHL Emanuel	84.10
	ZUMBUHL Jeremias	79.50
Total:		577.10

Italy

Bib	Name	Weight [kg]
	BERTO Chiara	62.30
	BORTOLIN Elvis	89.00
	CIA Andrea	84.50
	de ROSSI Simone	72.50
	di MARZO Giorgia	63.50
	GAVA Elena	61.60
	GOBBO Lauretta	59.20
	TONETTO Mauro	72.70
Total:		565.30



Results

Match #17

Name	NOC Code	Time of 1st Pull	Time of 2nd Pull	Time of 3rd Pull	Cautions	Result
Belgium	BEL	3:22	1:51		1	3
Germany	GER				3	0

Team Composition

Belgium

Bib	Name	Weight [kg]
	COVENS Christel	64.50
	de SCHUTTER Wim	76.40
	GAGELMANS Robbe	89.70
	MIJNENDONCKX Kristel	66.60
	PUTS Colette	59.50
	RAEYMAEKERS Wouter	76.70
	SNOEIJIS Gitte	51.70
	STURM Jeroen	83.40
Total:		568.50

Germany

Bib	Name	Weight [kg]
	ELIAS Fabien	49.50
	FEHRENBACH Valentin	79.60
	FRIESS Julia	71.70
	JUND Sabrina	59.70
	MUHL Lorenz	73.90
	MUHL Romona	66.20
	VOGEL Rainer	90.50
	WEGMANN Thomas	78.90
Total:		570.00



Start List Summary

REVISED
14 AUG 12:56

As of THU 14 AUG 2025

Date Time	Match	Name	NOC Code	vs	NOC Code	Name
10:00	Match #1	Italy	ITA	-	SUI	Switzerland
10:08	Match #2	Netherlands	NED	-	BEL	Belgium
10:16	Match #3	Germany	GER	-	TPE	Chinese Taipei
10:24	Match #4	Switzerland	SUI	-	BEL	Belgium
10:32	Match #5	Italy	ITA	-	TPE	Chinese Taipei
10:40	Match #6	Netherlands	NED	-	GER	Germany
10:48	Match #7	Italy	ITA	-	BEL	Belgium
10:56	Match #8	Switzerland	SUI	-	GER	Germany
11:04	Match #9	Netherlands	NED	-	TPE	Chinese Taipei
11:12	Match #10	Belgium	BEL	-	GER	Germany
11:20	Match #11	Italy	ITA	-	NED	Netherlands
11:28	Match #12	Switzerland	SUI	-	TPE	Chinese Taipei
11:36	Match #13	Italy	ITA	-	GER	Germany
11:44	Match #14	Belgium	BEL	-	TPE	Chinese Taipei
11:52	Match #15	Switzerland	SUI	-	NED	Netherlands

REVISED

Team name correction.

Timing and Results provided by Tissot



Results

Match #1

Name	NOC Code	Time of 1st Pull	Time of 2nd Pull	Cautions	Result
Italy	ITA	1:28	1:38	3	0
Switzerland	SUI			1	3

Team Composition

Italy

Bib	Name	Weight [kg]
	BERTO Chiara	62.30
	BORTOLIN Elvis	89.00
	CIA Andrea	84.50
	COLLEDAN Simone	82.70
	di MARZO Giorgia	63.50
	GAVA Elena	61.60
	GOBBO Laretta	59.20
	TONETTO Mauro	72.70
Total:		575.50

Switzerland

Bib	Name	Weight [kg]
	BEIER Elena	67.60
	BURCH Robin	86.40
	LUSTENBERGER Ivo	76.20
	ROLLI Carmen	76.40
	VILLIGER Melanie	53.70
	WIDMER Nina	53.20
	ZUMBUHL Emanuel	84.10
	ZUMBUHL Jeremias	79.50
Total:		577.10



Results

REVISED
14 AUG 12:56

Match #2

Name	NOC Code	Time of 1st Pull	Time of 2nd Pull	Cautions	Result
Netherlands	NED				0
Belgium	BEL	0:20	0:45		3

Team Composition

Netherlands

Bib	Name	Weight [kg]
	BOOGAARD Kim	66.80
	HOFF Rolf	83.40
	KOOREMANS Gisela	54.10
	STALENHOF Laura	60.40
	van de LANGEMHEEN Henk	84.90
	van MAANEN Jan	78.50
	van MAANEN Ria	66.90
	WILLEMSSEN Karlo	76.10
Total:		571.00

Belgium

Bib	Name	Weight [kg]
	COVENS Christel	64.50
	de SCHUTTER Wim	76.40
	GAGELMANS Robbe	89.70
	MIJNENDONCKX Kristel	66.60
	PUTS Colette	59.50
	RAEYMAEKERS Wouter	76.70
	SNOEIJIS Gitte	51.70
	STURM Jeroen	83.40
Total:		568.50

REVISED

Team name correction.

Timing and Results provided by Tissot



Results

Match #3

Name	NOC Code	Time of 1st Pull	Time of 2nd Pull	Cautions	Result
Germany	GER	0:34	0:56		3
Chinese Taipei	TPE				0

Team Composition

Germany

Bib	Name	Weight [kg]
	ELIAS Fabien	49.50
	FRIESS Julia	71.70
	JUND Sabrina	59.70
	KUNZ Raphael	79.60
	MUHL Lorenz	73.90
	MUHL Romona	66.20
	VOGEL Rainer	90.50
	WEGMANN Thomas	78.90
Total:		570.00

Chinese Taipei

Bib	Name	Weight [kg]
	HSU Ren-Hong	78.70
	HSU Yu-Lan	58.90
	KUO Yen-Ting	78.40
	LEE Yi-Chin	59.90
	LIN Wei-Chih	87.30
	PAN Sheng-Xin	58.90
	PENG Ming-Chen	58.30
	YOU Wei-Xun	75.70
Total:		556.10



Results

Match #4

Name	NOC Code	Time of 1st Pull	Time of 2nd Pull	Cautions	Result
Switzerland	SUI	1:22	0:59	3	1
Belgium	BEL			4	1

Team Composition

Switzerland

Bib	Name	Weight [kg]
	BEIER Elena	67.60
	BURCH Robin	86.40
	LUSTENBERGER Ivo	76.20
	ROLLI Carmen	76.40
	VILLIGER Melanie	53.70
	WIDMER Nina	53.20
	ZUMBUHL Emanuel	84.10
	ZUMBUHL Jeremias	79.50
Total:		577.10

Belgium

Bib	Name	Weight [kg]
	COVENS Christel	64.50
	de SCHUTTER Wim	76.40
	GAGELMANS Robbe	89.70
	MIJNENDONCKX Kristel	66.60
	PUTS Colette	59.50
	RAEYMAEKERS Wouter	76.70
	SNOEIJIS Gitte	51.70
	STURM Jeroen	83.40
Total:		568.50



Results

Match #5

Name	NOC Code	Time of 1st Pull	Time of 2nd Pull	Cautions	Result
Italy	ITA	2:52	1:19	3	1
Chinese Taipei	TPE			3	1

Team Composition

Italy

Bib	Name	Weight [kg]
	BERTO Chiara	62.30
	BORTOLIN Elvis	89.00
	CIA Andrea	84.50
	COLLEDAN Simone	82.70
	di MARZO Giorgia	63.50
	GAVA Elena	61.60
	GOBBO Laretta	59.20
	TONETTO Mauro	72.70
Total:		575.50

Chinese Taipei

Bib	Name	Weight [kg]
	HSU Ren-Hong	78.70
	HSU Yu-Lan	58.90
	KUO Yen-Ting	78.40
	LEE Yi-Chin	59.90
	LIN Wei-Chih	87.30
	PAN Sheng-Xin	58.90
	PENG Ming-Chen	58.30
	YOU Wei-Xun	75.70
Total:		556.10



Results

REVISED
14 AUG 12:56

Match #6

Name	NOC Code	Time of 1st Pull	Time of 2nd Pull	Cautions	Result
Netherlands	NED	1:05	1:07		0
Germany	GER				3

Team Composition

Netherlands

Bib	Name	Weight [kg]
	BOOGAARD Kim	66.80
	HOFF Rolf	83.40
	KOOREMANS Gisela	54.10
	STALENHOF Laura	60.40
	van de LANGEMHEEN Henk	84.90
	van MAANEN Jan	78.50
	van MAANEN Ria	66.90
	WILLEMSSEN Karlo	76.10
Total:		571.00

Germany

Bib	Name	Weight [kg]
	ELIAS Fabien	49.50
	FRIESS Julia	71.70
	JUND Sabrina	59.70
	KUNZ Raphael	79.60
	MUHL Lorenz	73.90
	MUHL Romona	66.20
	VOGEL Rainer	90.50
	WEGMANN Thomas	78.90
Total:		570.00

REVISED

Team name correction.

Timing and Results provided by Tissot

TOWXOUT580-----PREL000600--_73 2.0

Report Creation THU 14 AUG 2025 12:56

Page 1 / 1



Results

Match #7

Name	NOC Code	Time of 1st Pull	Time of 2nd Pull	Cautions	Result
Italy	ITA				0
Belgium	BEL	0:41	0:47		3

Team Composition

Italy

Bib	Name	Weight [kg]
	BERTO Chiara	62.30
	BORTOLIN Elvis	89.00
	CIA Andrea	84.50
	COLLEDAN Simone	82.70
	di MARZO Giorgia	63.50
	GAVA Elena	61.60
	GOBBO Lauretta	59.20
	TONETTO Mauro	72.70
Total:		575.50

Belgium

Bib	Name	Weight [kg]
	COVENS Christel	64.50
	de SCHUTTER Wim	76.40
	GAGELMANS Robbe	89.70
	MIJNENDONCKX Kristel	66.60
	PUTS Colette	59.50
	RAEYMAEKERS Wouter	76.70
	SNOEIJIS Gitte	51.70
	STURM Jeroen	83.40
Total:		568.50



Results

Match #8

Name	NOC Code	Time of 1st Pull	Time of 2nd Pull	Cautions	Result
Switzerland	SUI	1:51	1:48	1	3
Germany	GER			1	0

Team Composition

Switzerland

Bib	Name	Weight [kg]
	BEIER Elena	67.60
	BURCH Robin	86.40
	LUSTENBERGER Ivo	76.20
	ROLLI Carmen	76.40
	VILLIGER Melanie	53.70
	WIDMER Nina	53.20
	ZUMBUHL Emanuel	84.10
	ZUMBUHL Jeremias	79.50
Total:		577.10

Germany

Bib	Name	Weight [kg]
	ELIAS Fabien	49.50
	FRIESS Julia	71.70
	JUND Sabrina	59.70
	KUNZ Raphael	79.60
	MUHL Lorenz	73.90
	MUHL Romona	66.20
	VOGEL Rainer	90.50
	WEGMANN Thomas	78.90
Total:		570.00



Results

REVISED
14 AUG 12:56

Match #9

Name	NOC Code	Time of 1st Pull	Time of 2nd Pull	Cautions	Result
Netherlands	NED	2:57	2:03	3	1
Chinese Taipei	TPE			1	1

Team Composition

Netherlands

Bib	Name	Weight [kg]
	BOOGAARD Kim	66.80
	HOFF Rolf	83.40
	KOOREMANS Gisela	54.10
	STALENHOF Laura	60.40
	van de LANGEMHEEN Henk	84.90
	van MAANEN Jan	78.50
	van MAANEN Ria	66.90
	WILLEMSSEN Karlo	76.10
Total:		571.00

Chinese Taipei

Bib	Name	Weight [kg]
	HSU Ren-Hong	78.70
	HSU Yu-Lan	58.90
	KUO Yen-Ting	78.40
	LEE Yi-Chin	59.90
	LIN Wei-Chih	87.30
	PAN Sheng-Xin	58.90
	PENG Ming-Chen	58.30
	YOU Wei-Xun	75.70
Total:		556.10

REVISED

Team name correction.

Timing and Results provided by Tissot



Results

Match #10

Name	NOC Code	Time of 1st Pull	Time of 2nd Pull	Cautions	Result
Belgium	BEL	1:48	1:30	1	3
Germany	GER			1	0

Team Composition

Belgium

Bib	Name	Weight [kg]
	COVENS Christel	64.50
	de SCHUTTER Wim	76.40
	GAGELMANS Robbe	89.70
	MIJNENDONCKX Kristel	66.60
	PUTS Colette	59.50
	RAEYMAEKERS Wouter	76.70
	SNOEIJS Gitte	51.70
	STURM Jeroen	83.40
Total:		568.50

Germany

Bib	Name	Weight [kg]
	ELIAS Fabien	49.50
	FRIESS Julia	71.70
	JUND Sabrina	59.70
	KUNZ Raphael	79.60
	MUHL Lorenz	73.90
	MUHL Romona	66.20
	VOGEL Rainer	90.50
	WEGMANN Thomas	78.90
Total:		570.00



Results

REVISED
14 AUG 12:57

Match #11

Name	NOC Code	Time of 1st Pull	Time of 2nd Pull	Cautions	Result
Italy	ITA	2:04	0:54		3
Netherlands	NED			1	0

Team Composition

Italy

Bib	Name	Weight [kg]
	BERTO Chiara	62.30
	BORTOLIN Elvis	89.00
	CIA Andrea	84.50
	COLLEDAN Simone	82.70
	di MARZO Giorgia	63.50
	GAVA Elena	61.60
	GOBBO Lairetta	59.20
	TONETTO Mauro	72.70
Total:		575.50

Netherlands

Bib	Name	Weight [kg]
	BOOGAARD Kim	66.80
	HOFF Rolf	83.40
	KOOREMANS Gisela	54.10
	STALENHOF Laura	60.40
	van de LANGEMHEEN Henk	84.90
	van MAANEN Jan	78.50
	van MAANEN Ria	66.90
	WILLEMSSEN Karlo	76.10
Total:		571.00

REVISED

Team name correction.

Timing and Results provided by Tissot



Results

Match #12

Name	NOC Code	Time of 1st Pull	Time of 2nd Pull	Cautions	Result
Switzerland	SUI	2:19	1:01		3
Chinese Taipei	TPE				0

Team Composition

Switzerland

Bib	Name	Weight [kg]
	BEIER Elena	67.60
	BURCH Robin	86.40
	LUSTENBERGER Ivo	76.20
	ROLLI Carmen	76.40
	VILLIGER Melanie	53.70
	WIDMER Nina	53.20
	ZUMBUHL Emanuel	84.10
	ZUMBUHL Jeremias	79.50
Total:		577.10

Chinese Taipei

Bib	Name	Weight [kg]
	HSU Ren-Hong	78.70
	HSU Yu-Lan	58.90
	KUO Yen-Ting	78.40
	LEE Yi-Chin	59.90
	LIN Wei-Chih	87.30
	PAN Sheng-Xin	58.90
	PENG Ming-Chen	58.30
	YOU Wei-Xun	75.70
Total:		556.10



Results

Match #13

Name	NOC Code	Time of 1st Pull	Time of 2nd Pull	Cautions	Result
Italy	ITA				1
Germany	GER	0:51	1:58		1

Team Composition

Italy

Bib	Name	Weight [kg]
	BERTO Chiara	62.30
	BORTOLIN Elvis	89.00
	CIA Andrea	84.50
	COLLEDAN Simone	82.70
	di MARZO Giorgia	63.50
	GAVA Elena	61.60
	GOBBO Lauretta	59.20
	TONETTO Mauro	72.70
Total:		575.50

Germany

Bib	Name	Weight [kg]
	ELIAS Fabien	49.50
	FRIESS Julia	71.70
	JUND Sabrina	59.70
	KUNZ Raphael	79.60
	MUHL Lorenz	73.90
	MUHL Romona	66.20
	VOGEL Rainer	90.50
	WEGMANN Thomas	78.90
Total:		570.00



Results

Match #14

Name	NOC Code	Time of 1st Pull	Time of 2nd Pull	Cautions	Result
Belgium	BEL	2:26	1:00	1	3
Chinese Taipei	TPE			2	0

Team Composition

Belgium

Bib	Name	Weight [kg]
	COVENS Christel	64.50
	de SCHUTTER Wim	76.40
	GAGELMANS Robbe	89.70
	MIJNENDONCKX Kristel	66.60
	PUTS Colette	59.50
	RAEYMAEKERS Wouter	76.70
	SNOEIJIS Gitte	51.70
	STURM Jeroen	83.40
Total:		568.50

Chinese Taipei

Bib	Name	Weight [kg]
	HSU Ren-Hong	78.70
	HSU Yu-Lan	58.90
	KUO Yen-Ting	78.40
	LEE Yi-Chin	59.90
	LIN Wei-Chih	87.30
	PAN Sheng-Xin	58.90
	PENG Ming-Chen	58.30
	YOU Wei-Xun	75.70
Total:		556.10



Results

REVISED
14 AUG 12:57

Match #15

Name	NOC Code	Time of 1st Pull	Time of 2nd Pull	Cautions	Result
Switzerland	SUI	1:36	0:59		3
Netherlands	NED				0

Team Composition

Switzerland

Bib	Name	Weight [kg]
	BEIER Elena	67.60
	BURCH Robin	86.40
	LUSTENBERGER Ivo	76.20
	ROLLI Carmen	76.40
	VILLIGER Melanie	53.70
	WIDMER Nina	53.20
	ZUMBUHL Emanuel	84.10
	ZUMBUHL Jeremias	79.50
Total:		577.10

Netherlands

Bib	Name	Weight [kg]
	BOOGAARD Kim	66.80
	HOFF Rolf	83.40
	KOOREMANS Gisela	54.10
	STALENHOF Laura	60.40
	UILENREEF Gerrit	76.10
	van MAANEN Jan	78.50
	van MAANEN Ria	66.90
	WILLEMSSEN Karlo	76.10
Total:		562.30

REVISED

Team name correction.

Timing and Results provided by Tissot



ULTIMATE FLYING DISC

RESULTS BOOK

TABLE OF CONTENTS



45	Ultimate Flying Disc	4959
45.1	Table of Contents	4960
45.2	Competition Schedule	4965
45.3	Daily Schedule	4966
45.3.1	Daily Schedule - 12 Aug 2025	4966
45.3.2	Daily Schedule - 13 Aug 2025	4967
45.3.3	Daily Schedule - 14 Aug 2025	4968
45.3.4	Daily Schedule - 15 Aug 2025	4969
45.3.5	Daily Schedule - 16 Aug 2025	4970
45.4	Medallists by Event	4971
45.5	Medal Standings	4972
45.6	Mixed	4973
45.6.1	Team Roster	4974
45.6.1.1	Team Roster - AUS	4974
45.6.1.2	Team Roster - CAN	4975
45.6.1.3	Team Roster - CHN	4976
45.6.1.4	Team Roster - COL	4977
45.6.1.5	Team Roster - FRA	4978
45.6.1.6	Team Roster - GER	4979
45.6.1.7	Team Roster - JPN	4980
45.6.1.8	Team Roster - USA	4981
45.6.2	Results Summary	4982
45.6.3	Tournament Summary	4983
45.6.4	Cumulative Statistics	4984
45.6.4.1	Cumulative Statistics - AUS	4984
45.6.4.2	Cumulative Statistics - CAN	4985
45.6.4.3	Cumulative Statistics - CHN	4986
45.6.4.4	Cumulative Statistics - COL	4987
45.6.4.5	Cumulative Statistics - FRA	4988
45.6.4.6	Cumulative Statistics - GER	4989
45.6.4.7	Cumulative Statistics - JPN	4990
45.6.4.8	Cumulative Statistics - USA	4991
45.6.5	Medallists	4992
45.6.6	Finals	4993
45.6.6.1	7th Place Game #X17	4993
45.6.6.1.1	Start List CHN - JPN	4993
45.6.6.1.2	Results CHN - JPN	4994

RESULTS BOOK

TABLE OF CONTENTS

45.6.6.2	5th Place Game #X18	4995
45.6.6.2.1	Start List COL - AUS	4995
45.6.6.2.2	Results COL - AUS	4996
45.6.6.3	Bronze Medal Game #X19	4997
45.6.6.3.1	Start List GER - FRA	4997
45.6.6.3.2	Results GER - FRA	4998
45.6.6.4	Gold Medal Game #X20	4999
45.6.6.4.1	Start List CAN - USA	4999
45.6.6.4.2	Results CAN - USA	5000
45.6.7	Semifinals	5001
45.6.7.1	Game #X15	5001
45.6.7.1.1	Start List CAN - GER	5001
45.6.7.1.2	Results CAN - GER	5002
45.6.7.2	Game #X16	5003
45.6.7.2.1	Start List USA - FRA	5003
45.6.7.2.2	Results USA - FRA	5004
45.6.8	Consolation Semifinals 5-8	5005
45.6.8.1	Game #X13	5005
45.6.8.1.1	Start List CHN - COL	5005
45.6.8.1.2	Results CHN - COL	5006
45.6.8.2	Game #X14	5007
45.6.8.2.1	Start List JPN - AUS	5007
45.6.8.2.2	Results JPN - AUS	5008
45.6.9	Preliminary Round - Group B	5009
45.6.9.1	Game #X02	5009
45.6.9.1.1	Start List COL - CAN	5009
45.6.9.1.2	Results COL - CAN	5010
45.6.9.2	Game #X04	5011
45.6.9.2.1	Start List AUS - FRA	5011
45.6.9.2.2	Results AUS - FRA	5012
45.6.9.3	Game #X06	5013
45.6.9.3.1	Start List AUS - COL	5013
45.6.9.3.2	Results AUS - COL	5014
45.6.9.4	Game #X07	5015
45.6.9.4.1	Start List FRA - CAN	5015
45.6.9.4.2	Results FRA - CAN	5016
45.6.9.5	Game #X09	5017
45.6.9.5.1	Start List AUS - CAN	5017
45.6.9.5.2	Results AUS - CAN	5018
45.6.9.6	Game #X12	5019
45.6.9.6.1	Start List COL - FRA	5019
45.6.9.6.2	Results COL - FRA	5020
45.6.10	Preliminary Round - Group A	5021
45.6.10.1	Game #X01	5021

RESULTS BOOK

TABLE OF CONTENTS

45.6.10.1.1	Start List USA - JPN	5021
45.6.10.1.2	Results USA - JPN	5022
45.6.10.2	Game #X03	5023
45.6.10.2.1	Start List GER - CHN	5023
45.6.10.2.2	Results GER - CHN	5024
45.6.10.3	Game #X05	5025
45.6.10.3.1	Start List USA - GER	5025
45.6.10.3.2	Results USA - GER	5026
45.6.10.4	Game #X08	5027
45.6.10.4.1	Start List JPN - CHN	5027
45.6.10.4.2	Results JPN - CHN	5028
45.6.10.5	Game #X10	5029
45.6.10.5.1	Start List GER - JPN	5029
45.6.10.5.2	Results GER - JPN	5030
45.6.10.6	Game #X11	5031
45.6.10.6.1	Start List USA - CHN	5031
45.6.10.6.2	Results USA - CHN	5032



Competition Schedule

As of FRI 15 AUG 2025

Date	Start Time	Teams	Phase	Game No.
TUE 12 AUG	10:00	USA vs JPN	Preliminary Round - Group A	1
	12:00	COL vs CAN	Preliminary Round - Group B	2
	15:30	GER vs CHN	Preliminary Round - Group A	3
	17:30	AUS vs FRA	Preliminary Round - Group B	4
WED 13 AUG	10:00	USA vs GER	Preliminary Round - Group A	5
	12:00	AUS vs COL	Preliminary Round - Group B	6
	15:30	FRA vs CAN	Preliminary Round - Group B	7
	17:30	JPN vs CHN	Preliminary Round - Group A	8
THU 14 AUG	10:00	AUS vs CAN	Preliminary Round - Group B	9
	12:00	GER vs JPN	Preliminary Round - Group A	10
	15:30	USA vs CHN	Preliminary Round - Group A	11
	17:40	COL vs FRA	Preliminary Round - Group B	12
FRI 15 AUG	10:00	CHN vs COL	Consolation Semifinal 5-8	13
	12:00	JPN vs AUS	Consolation Semifinal 5-8	14
	15:30	CAN vs GER	Semifinal	15
	17:30	USA vs FRA	Semifinal	16
SAT 16 AUG	10:00	CHN vs JPN	7th Place Game	17
	12:00	COL vs AUS	5th Place Game	18
	15:30	GER vs FRA	Bronze Medal Game	19
	17:30	CAN vs USA	Gold Medal Game	20



TUE 12 AUG 2025

Daily Schedule

Start Time	Teams	Phase	Game No.
10:00	USA vs JPN	Preliminary Round - Group A	1
12:00	COL vs CAN	Preliminary Round - Group B	2
15:30	GER vs CHN	Preliminary Round - Group A	3
17:30	AUS vs FRA	Preliminary Round - Group B	4



WED 13 AUG 2025

Daily Schedule

Start Time	Teams	Phase	Game No.
10:00	USA vs GER	Preliminary Round - Group A	5
12:00	AUS vs COL	Preliminary Round - Group B	6
15:30	FRA vs CAN	Preliminary Round - Group B	7
17:30	JPN vs CHN	Preliminary Round - Group A	8



THU 14 AUG 2025

Daily Schedule

Start Time	Teams	Phase	Game No.
10:00	AUS vs CAN	Preliminary Round - Group B	9
12:00	GER vs JPN	Preliminary Round - Group A	10
15:30	USA vs CHN	Preliminary Round - Group A	11
17:30	COL vs FRA	Preliminary Round - Group B	12



FRI 15 AUG 2025

Daily Schedule

Start Time	Teams	Phase	Game No.
10:00	CHN vs COL	Consolation Semifinal 5-8	13
12:00	JPN vs AUS	Consolation Semifinal 5-8	14
15:30	CAN vs GER	Semifinal	15
17:30	USA vs FRA	Semifinal	16



SAT 16 AUG 2025

Daily Schedule

Start Time	Teams	Phase	Game No.
10:00	CHN vs JPN	7th Place Game	17
12:00	COL vs AUS	5th Place Game	18
15:30	GER vs FRA	Bronze Medal Game	19
17:30	CAN vs USA	Gold Medal Game	20



Medallists by Event

As of SAT 16 AUG 2025 at 19:02

After 1 of 1 Events

Event	Date	Medal	Name	Gender	NOC Code
Mixed	16 AUG 2025	GOLD	HELTON Kaela Mae	F	USA
			GROOM Kameryn	F	
			LINDSLEY Grant	M	
			FINNEY Carolyn	F	
			HAYES Raphael	M	
			THOMPSON Anna	F	
			FREECHILD Dylan	M	
			KOCHER Christopher	M	
			CULTON Dawn	F	
			ING Henry	M	
			TROP Claire	F	
			CHASTAIN Claire	F	
			ING Michael	M	
			BROWNLEE Marques	M	
		SILVER	WEDGE Molly	F	CAN
			EDMONDS Thomas	M	
			CHATHA Gagandeep S	M	
			BEAUDRY Anouchka	F	
			JACOBSON Sarah Beth	F	
			KIMURA Lauren	F	
			SAVOIE-GALLANT Martin-Leo	M	
			BRYSON Malcolm Eric	M	
			DOS SANTOS Brittney	F	
			AUGER-SEMMAR Malik	M	
			LLOYD Mark	M	
			DIONNE Florence	F	
			KURAHASHI Mika Anne	F	
		BRONZE	SNIDER Quinn	M	
			RUELLE Simon	M	FRA
			ANCELIN Gael	M	
			LATCHY Tifaine	F	
			BENVEGNEN Paul	M	
			BONNET Elliot	M	
			BLANC Camille	F	
			BORNOT Lison	F	
			POITTE-SOKOLSKY Sacha	M	
			OLLIVIER Chloe	F	
			RAULET Salome	F	
			VALLET Chloe, Lea	F	
			STANGUENNEC Leo	M	
			ROBLET Sullivan	M	
			FORGET Zoe	F	

Legend:

F Female M Male

Timing and Results provided by Tissot



Medal Standings

As of SAT 16 AUG 2025 at 19:03

After 1 of 1 Events

Rank	NOC	Mixed Team				Rank by Total
		G	S	B	Tot	
1	USA - United States of America	1			1	=1
2	CAN - Canada		1		1	=1
3	FRA - France			1	1	=1
Total:		1	1	1	3	

Legend:

= Equal sign indicates that two or more countries share the same rank by total

B Bronze

G Gold

S Silver

Tot Total

Timing and Results provided by Tissot



ULTIMATE FLYING DISC

Mixed



Team Roster

As of MON 11 AUG 2025

AUS - Australia

No	Name	Gender	Date of Birth	Age
7	MCGUCKIN Sam	Male	6 MAR 1995	30
9	PRENTICE Alex	Female	17 SEP 1994	30
10	GAN Alex	Male	23 NOV 1995	29
14	MEEHAN Lyra	Female	27 JUL 1993	32
19	CARR Olivia	Female	8 NOV 1996	28
21	PIDGEON Angela	Female	14 MAR 2001	24
23	EGAN-GRIFFITHS Georgia	Female	25 JUN 1993	32
25	ANDREWS Rob (C)	Male	28 NOV 1994	30
27	WIYA Kya	Female	30 AUG 1999	25
28	KEYES Jonathan	Male	9 JAN 2001	24
31	LADOMATOS Alex	Male	23 AUG 1993	31
35	PHILLIPS Cat (C)	Female	13 OCT 1991	33
37	BRAY James	Male	3 OCT 1994	30
55	FOREMAN Bill	Male	8 SEP 1998	26
			Team Average	28.9

Coach: ROGACKI Anna



Team Roster

As of MON 11 AUG 2025

CAN - Canada

No	Name	Gender	Date of Birth	Age
5	WEDGE Molly (C)	Female	16 JUN 1993	32
8	EDMONDS Thomas	Male	16 SEP 1994	30
10	CHATHA Gagandeep S	Male	10 APR 1993	32
13	BEAUDRY Anouchka	Female	29 APR 1998	27
14	JACOBSON Sarah Beth	Female	4 DEC 2000	24
20	KIMURA Lauren	Female	19 NOV 1992	32
33	SAVOIE-GALLANT Martin-Leo	Male	8 MAY 2003	22
45	BRYSON Malcolm Eric	Male	21 OCT 1994	30
70	DOS SANTOS Brittney	Female	7 OCT 1999	25
71	AUGER-SEMMAR Malik	Male	7 APR 1997	28
89	LLOYD Mark (C)	Male	3 SEP 1989	35
91	DIONNE Florence	Female	9 DEC 1999	25
93	KURAHASHI Mika Anne	Female	17 SEP 2002	22
98	SNIDER Quinn	Male	20 NOV 1998	26
			Team Average	27.9

Coach: LOVATT Holly



Team Roster

As of MON 11 AUG 2025

CHN - People's Republic of China

No	Name	Gender	Date of Birth	Age
1	ZHOU Zhaojie	Male	10 FEB 2000	25
2	WEI Simei	Female	18 JUL 1999	26
9	ZHANG Ying	Female	3 OCT 1999	25
10	ZENG Yu	Male	19 AUG 2003	21
12	WANG Xuanxuan	Female	28 JUL 2004	21
14	XU Yingyi	Male	15 MAY 1998	27
20	MAO Quan	Male	6 DEC 2003	21
22	LIU Bo	Male	23 MAR 1998	27
23	GUO Jiarong	Male	23 DEC 1996	28
27	GAO Xiaoyun	Female	27 OCT 1995	29
59	LI Xin	Male	19 DEC 1999	25
66	ZHOU Anqi	Female	13 MAR 1997	28
95	LI Xue (C)	Female	1 SEP 1995	29
99	ZHANG Lu	Female	16 AUG 2001	23
			Team Average	25.4

Coach: HO Zhi Hao, Benjamin (SGP)



Team Roster

As of MON 11 AUG 2025

COL - Colombia

No	Name	Gender	Date of Birth	Age
1	ALBA HIDALGO Ivan David	Male	20 DEC 1986	38
7	OSPINA Laura (C)	Female	3 DEC 1993	31
8	CARDENAS Manuela	Female	28 JUL 1999	26
11	BULLA GONZALEZ Jorge Luis	Male	25 AUG 1999	25
12	CANTOR Jonathan	Male	3 JAN 1988	37
14	CANDAMIL GOMEZ Manuel	Male	4 OCT 1997	27
20	CARTAGENA Yina (C)	Female	11 SEP 1990	34
24	SANTOS Maria Paula	Female	24 DEC 2000	24
26	RAMIREZ ORTIZ Simon	Male	26 OCT 1999	25
33	CARDENAS VELASQUEZ Maria Valeria	Female	28 JUL 1999	26
44	RAMIREZ PELAEZ Andres Felipe	Male	16 MAY 1997	28
57	MONTANA Carvajal	Female	13 AUG 1992	32
86	CORTES AMARILES Juan Manuel	Male	20 SEP 1998	26
96	FORERO BECERRA Maria Angelica	Female	12 NOV 1992	32
			Team Average	29.4

Coach: MOORE Mauricio



Team Roster

As of SAT 16 AUG 2025

FRA - France

No	Name	Gender	Date of Birth	Age
5	RUELLE Simon	Male	7 MAY 2001	24
7	ANCELIN Gael	Male	4 NOV 1990	34
8	LATCHY Tifaine	Female	28 DEC 1995	29
9	BENVEGNEN Paul	Male	9 FEB 1998	27
11	BONNET Elliot	Male	18 NOV 2002	22
17	BLANC Camille	Female	1 NOV 2005	19
18	BORNOT Lison (C)	Female	18 MAR 2001	24
22	POITTE-SOKOLSKY Sacha	Male	9 AUG 1995	30
24	OLLIVIER Chloe	Female	24 MAR 2001	24
27	RAULET Salome	Female	19 JUN 2003	22
28	VALLET Chloe, Lea	Female	28 JUL 1996	29
33	STANGUENNEC Leo	Male	4 JUL 2002	23
71	ROBLET Sullivan	Male	19 JUL 1995	30
81	FORGET Zoe	Female	18 FEB 2005	20
			Team Average	25.5

Coach: LABBE Oliver



Team Roster

As of MON 11 AUG 2025

GER - Germany

No	Name	Gender	Date of Birth	Age
2	PRIEN Annika	Female	6 MAR 1989	36
10	HERKENS Paul	Male	8 OCT 2001	23
12	SCHUTZ Lisa	Female	3 SEP 2000	24
13	GREENWALD Hartley	Male	13 APR 1994	31
19	WOLOSON Verena	Female	25 MAR 1990	35
20	MUELLER Nico	Male	26 MAR 1993	32
21	MUELLER Ava	Female	5 APR 2000	25
29	SONTAG Nis-Julius	Male	29 APR 2001	24
35	ERDMANN Joana	Female	5 APR 1994	31
42	WALCZAK Levke (C)	Female	26 FEB 1996	29
47	SCHLOR Conrad (C)	Male	31 MAY 1995	30
75	SCHALL Charlotte	Female	12 APR 2001	24
77	METZGER David	Male	20 SEP 1995	29
83	DIECKMANN Jakob	Male	4 JAN 1996	29
			Team Average	28.7

Coach: FREDE Henning



Team Roster

As of MON 11 AUG 2025

JPN - Japan

No	Name	Gender	Date of Birth	Age
3	MURAOKA Akifumi	Male	5 JUN 1994	31
4	NEMOTO Sayako	Female	12 FEB 1999	26
5	MAKIYAMA Shumpei	Male	26 OCT 1997	27
6	KURONO Masashi	Male	1 JUL 1987	38
10	MATSUNO Masahiro (C)	Male	27 SEP 1983	41
15	OKAJIMA Shoh	Male	3 FEB 1995	30
16	TAJIMA Miwa	Female	9 DEC 1996	28
21	IMANISHI Kanari	Female	21 DEC 1998	26
24	ARAKAWA Taiyo	Male	5 JUL 1990	35
31	MIYACHI Hikari	Female	11 MAY 1996	29
33	SHIMIZU Riyu	Female	13 MAR 2006	19
64	KASHINO Yuko	Female	3 SEP 1989	35
84	SUZUKI Ryota	Male	6 MAR 1998	27
88	TAKADA Mayuka	Female	20 JAN 2000	25
			Team Average	29.8

Coach: ITO Madoka



Team Roster

As of MON 11 AUG 2025

USA - United States of America

No	Name	Gender	Date of Birth	Age
5	HELTON Kaela Mae	Female	7 NOV 1987	37
7	GROOM Kameryn	Female	1 JUN 1990	35
10	LINDSLEY Grant	Male	14 MAY 1989	36
11	FINNEY Carolyn (C)	Female	8 DEC 1987	37
17	HAYES Raphael	Male	23 SEP 1992	32
19	THOMPSON Anna	Female	20 MAY 1997	28
23	FREECHILD Dylan	Male	14 JUN 1991	34
31	KOCHER Christopher (C)	Male	21 JAN 1992	33
33	CULTON Dawn	Female	2 AUG 2000	25
34	ING Henry	Male	26 MAR 2000	25
37	TROP Claire	Female	28 MAR 1999	26
52	CHASTAIN Claire	Female	14 JUN 1990	35
79	ING Michael	Male	30 OCT 1996	28
82	BROWNLEE Marques	Male	3 DEC 1993	31
			Team Average	31.6

Coach: TSANG Matthew



Results Summary

As of SAT 16 AUG 2025 at 18:54

Date	Start Time	Match No.	Phase	Teams	Result
12 AUG 2025	10:00	1	Preliminary Round - Group A	United States of America - Japan	13 - 8 (7 - 5)
	12:00	2	Preliminary Round - Group B	Colombia - Canada	7 - 13 (5 - 7)
	15:30	3	Preliminary Round - Group A	Germany - People's Republic of China	13 - 8 (7 - 4)
	17:30	4	Preliminary Round - Group B	Australia - France	9 - 13 (5 - 7)
13 AUG 2025	10:00	5	Preliminary Round - Group A	United States of America - Germany	13 - 12 (6 - 7)
	12:00	6	Preliminary Round - Group B	Australia - Colombia	7 - 13 (4 - 7)
	15:30	7	Preliminary Round - Group B	France - Canada	11 - 13 (6 - 7)
	17:30	8	Preliminary Round - Group A	Japan - People's Republic of China	13 - 8 (7 - 2)
14 AUG 2025	10:00	9	Preliminary Round - Group B	Australia - Canada	9 - 13 (6 - 7)
	12:00	10	Preliminary Round - Group A	Germany - Japan	13 - 9 (7 - 3)
	15:30	11	Preliminary Round - Group A	United States of America - People's Republic of China	13 - 6 (7 - 4)
	17:40	12	Preliminary Round - Group B	Colombia - France	11 - 12 (6 - 7)
15 AUG 2025	10:00	13	Consolation Semifinal 5-8	People's Republic of China - Colombia	10 - 13 (4 - 7)
	12:00	14	Consolation Semifinal 5-8	Japan - Australia	10 - 13 (6 - 7)
	15:30	15	Semifinal	Canada - Germany	13 - 9 (7 - 5)
	17:30	16	Semifinal	United States of America - France	13 - 9 (7 - 6)
16 AUG 2025	10:00	17	7th Place Game	People's Republic of China - Japan	12 - 13 (3 - 7)
	12:00	18	5th Place Game	Colombia - Australia	11 - 13 (1 - 7)
	15:30	19	Bronze Medal Game	Germany - France	10 - 13 (6 - 7)
	17:30	20	Gold Medal Game	Canada - United States of America	12 - 13 (6 - 7)



Tournament Summary

As of SAT 16 AUG 2025 at 18:54

Pool A					
Rank		USA	GER	JPN	CHN
1	USA		13-12	13-8	13-6
2	GER	12-13		13-9	13-8
3	JPN	8-13	9-13		13-8
4	CHN	6-13	8-13	8-13	

Games			Goals		
Played	Won	Lost	For	Against	Diff
3	3	0	39	26	13
3	2	1	38	30	8
3	1	2	30	34	-4
3	0	3	22	39	-17

Pool B					
Rank		CAN	FRA	COL	AUS
1	CAN		13-11	13-7	13-9
2	FRA	11-13		12-11	13-9
3	COL	7-13	11-12		13-7
4	AUS	9-13	9-13	7-13	

Games			Goals		
Played	Won	Lost	For	Against	Diff
3	3	0	39	27	12
3	2	1	36	33	3
3	1	2	31	32	-1
3	0	3	25	39	-14

Semifinals

Gold Medal Game

Final Standings

CAN	
Game 15	CAN 13-9
GER	
	Game 20
USA	
Game 16	USA 13-9
FRA	

Rank	Team
Gold	USA - United States of America
Silver	CAN - Canada
Bronze	FRA - France
4	GER - Germany
5	AUS - Australia
6	COL - Colombia
7	JPN - Japan
8	CHN - People's Republic of China

Bronze Medal Game

GER	
Game 19	FRA 13-10
FRA	

Classification 5-8

CHN	
Game 13	COL 13-10
COL	
	Game 18
JPN	
Game 14	AUS 13-10
AUS	
CHN	
Game 17	JPN 13-12
JPN	

Legend:
Diff Difference



Cumulative Statistics

AUS - Australia

After 5 games

Coach: ROGACKI Anna

Timeouts: 0

No.	Name	Gender	MP	Goals	Assists	Scoring Points	Turnover	Steals
7	MCGUCKIN Sam	Male	5	7	6	13		
9	PRENTICE Alex	Female	5	2		2		
10	GAN Alex	Male	5	1	4	5		
14	MEEHAN Lyra	Female	5	2	1	3		
19	CARR Olivia	Female	5	5		5		
21	PIDGEON Angela	Female	5	6	1	7		
23	EGAN-GRIFFITHS Georgia	Female	5		1	1		
25	ANDREWS Rob	Male	5	5	4	9		
27	WIYA Kya	Female	5	9	11	20		
28	KEYES Jonathan	Male	5	2	11	13		
31	LADOMATOS Alex	Male	5		3	3		
35	PHILLIPS Cat	Female	5	7	5	12		
37	BRAY James	Male	5	1		1		
55	FOREMAN Bill	Male	5	4	4	8		
			Total	51	51	102		

Team Statistics	AUS	All
Goals from starting in Offense	39/64	263/417
Goals from starting in Defense	12/52	136/417
Successful Possessions	51/64	399/417

Legend:

MP Matches Played No. Number

Timing and Results provided by Tissot



Cumulative Statistics

CAN - Canada

After 5 games

Coach: LOVATT Holly

Timeouts: 3

No.	Name	Gender	MP	Goals	Assists	Scoring Points	Turnover	Steals
5	WEDGE Molly	Female	5	5	2	7		
8	EDMONDS Thomas	Male	5	6	11	17		
10	CHATHA Gagandeep S	Male	5	4	6	10		
13	BEAUDRY Anouchka	Female	5	3	5	8		
14	JACOBSOHN Sarah Beth	Female	5		8	8		
20	KIMURA Lauren	Female	5	3	4	7		
33	SAVOIE-GALLANT Martin-Leo	Male	5	9	1	10		
45	BRYSON Malcolm Eric	Male	5	1	3	4		
70	DOS SANTOS Brittney	Female	5	3	5	8		
71	AUGER-SEMMAR Malik	Male	5	9	10	19		
89	LLOYD Mark	Male	5	3	1	4		
91	DIONNE Florence	Female	5	3		3		
93	KURAHASHI Mika Anne	Female	5	2	4	6		
98	SNIDER Quinn	Male	5	13	2	15		
			Total	64	62	126		

Team Statistics	CAN	All
Goals from starting in Offense	41/49	296/467
Goals from starting in Defense	23/69	151/467
Successful Possessions	64/49	447/467

Legend:

MP Matches Played No. Number

Timing and Results provided by Tissot

FDSXTEAM7-----_84A_FDSXTEAM7---CAN01 v6.0

Report Created SAT 16 AUG 2025 18:54

Page 1 / 1



Cumulative Statistics

CHN - People's Republic of China

After 5 games

Coach: HO Zhi Hao, Benjamin

Timeouts: 2

No.	Name	Gender	MP	Goals	Assists	Scoring Points	Turnover	Steals
1	ZHOU Zhaojie	Male	5	4	1	5		
2	WEI Simei	Female	5	1	7	8		
9	ZHANG Ying	Female	5	1		1		
10	ZENG Yu	Male	5	3	5	8		
12	WANG Xuanxuan	Female	5	4	2	6		
14	XU Yingyi	Male	5	8	4	12		
20	MAO Quan	Male	5	2	9	11		
22	LIU Bo	Male	5	4	4	8		
23	GUO Jiarong	Male	5	6	5	11		
27	GAO Xiaoyun	Female	5	2	1	3		
59	LI Xin	Male	5	5	4	9		
66	ZHOU Anqi	Female	5	3	1	4		
95	LI Xue	Female	5	1		1		
99	ZHANG Lu	Female	5		1	1		
			Total	44	44	88		

Team Statistics	CHN	All
Goals from starting in Offense	29/65	248/392
Goals from starting in Defense	15/49	127/392
Successful Possessions	44/65	375/392

Legend:

MP Matches Played No. Number

Timing and Results provided by Tissot



Cumulative Statistics

COL - Colombia

After 5 games

Coach: MOORE Mauricio

Timeouts: 4

No.	Name	Gender	MP	Goals	Assists	Scoring Points	Turnover	Steals
1	ALBA HIDALGO Ivan David	Male	5	5	2	7		
7	OSPINA Laura	Female	5	2	3	5		
8	CARDENAS Manuela	Female	5	4	4	8		
11	BULLA GONZALEZ Jorge Luis	Male	5	2	8	10		
14	CANDAMIL GOMEZ Manuel	Male	5	2	2	4		
20	CARTAGENA Yina	Female	5	3	11	14		
24	SANTOS Maria Paula	Female	5	4	2	6		
26	RAMIREZ ORTIZ Simon	Male	5	2	2	4		
33	CARDENAS VELASQUEZ Maria Valeria	Female	5	9	6	15		
44	RAMIREZ PELAEZ Andres Felipe	Male	5	10	7	17		
57	MONTANA Carvajal	Female	5	3	1	4		
72	CANTOR Jonathan	Male	5		5	5		
86	CORTES AMARILES Juan Manuel	Male	5	5		5		
96	FORERO BECERRA Maria Angelica	Female	5	4	2	6		
			Total	55	55	110		

Team Statistics	COL	All
Goals from starting in Offense	36/59	263/417
Goals from starting in Defense	19/56	136/417
Successful Possessions	55/59	399/417

Legend:

MP Matches Played No. Number

Timing and Results provided by Tissot



Cumulative Statistics

FRA - France

After 5 games

Coach: LABBE Oliver

Timeouts: 1

No.	Name	Gender	MP	Goals	Assists	Scoring Points	Turnover	Steals
5	RUELLE Simon	Male	5	4	2	6		
7	ANCELIN Gael	Male	5	1	5	6		
8	LATCHY Tifaine	Female	5		3	3		
9	BENVEGNEN Paul	Male	5	8	15	23		
11	BONNET Elliot	Male	5	9	12	21		
17	BLANC Camille	Female	5	1		1		
18	BORNOT Lison	Female	5	7	2	9		
22	POITTE-SOKOLSKY Sacha	Male	5	9	4	13		
24	OLLIVIER Chloe	Female	5	7		7		
27	RAULET Salome	Female	5	2	2	4		
28	VALLET Chloe, Lea	Female	5	1	5	6		
33	STANGUENNEC Leo	Male	5	5	7	12		
71	ROBLET Sullivan	Male	5	2	1	3		
81	FORGET Zoe	Female	5	2		2		
			Total	58	58	116		

Team Statistics	FRA	All
Goals from starting in Offense	38/58	279/441
Goals from starting in Defense	20/61	143/441
Successful Possessions	58/58	422/441

Legend:

MP Matches Played No. Number

Timing and Results provided by Tissot

FDSXTEAM7-----_84A_FDSXTEAM7---FRA01 v7.0

Report Created SAT 16 AUG 2025 17:36

Page 1 / 1



Cumulative Statistics

GER - Germany

After 5 games

Coach: FREDE Henning

Timeouts: 4

No.	Name	Gender	MP	Goals	Assists	Scoring Points	Turnover	Steals
2	PRIEN Annika	Female	5	2	2	4		
10	HERKENS Paul	Male	5	5	3	8		
12	SCHUTZ Lisa	Female	5	1	2	3		
13	GREENWALD Hartley	Male	5	2	2	4		
19	WOLOSON Verena	Female	5					
20	MUELLER Nico	Male	5	4	10	14		
21	MUELLER Ava	Female	5	3	3	6		
29	SONTAG Nis-Julius	Male	5	2	3	5		
35	ERDMANN Joana	Female	5	1		1		
42	WALCZAK Levke	Female	5	12	4	16		
47	SCHLOR Conrad	Male	5	7	13	20		
75	SCHALL Charlotte	Female	5	2	3	5		
77	METZGER David	Male	5	5	8	13		
83	DIECKMANN Jakob	Male	5	10	3	13		
			Total	57	56	113		

Team Statistics	GER	All
Goals from starting in Offense	40/61	279/441
Goals from starting in Defense	17/57	143/441
Successful Possessions	57/61	422/441

Legend:

MP Matches Played No. Number

Timing and Results provided by Tissot



Cumulative Statistics

JPN - Japan

After 5 games

Coach: ITO Madoka

Timeouts: 1

No.	Name	Gender	MP	Goals	Assists	Scoring Points	Turnover	Steals
3	MURAOKA Akifumi	Male	5	3	5	8		
4	NEMOTO Sayako	Female	5					
5	MAKIYAMA Shumpei	Male	5	9	4	13		
6	KURONO Masashi	Male	5	10	7	17		
10	MATSUNO Masahiro	Male	5		3	3		
15	OKAJIMA Shoh	Male	5	4	9	13		
16	TAJIMA Miwa	Female	5	1	1	2		
21	IMANISHI Kanari	Female	5	3	1	4		
24	ARAKAWA Taiyo	Male	5	16	1	17		
31	MIYACHI Hikari	Female	5					
33	SHIMIZU Riyu	Female	5		3	3		
64	KASHINO Yuko	Female	5	2	7	9		
84	SUZUKI Ryota	Male	5	1	7	8		
88	TAKADA Mayuka	Female	5	3	5	8		
			Total	53	54	107		

Team Statistics	JPN	All
Goals from starting in Offense	37/62	248/392
Goals from starting in Defense	16/55	127/392
Successful Possessions	53/62	375/392

Legend:

MP Matches Played **No.** Number

Timing and Results provided by Tissot



Cumulative Statistics

USA - United States of America

After 5 games

Coach: TSANG Matthew

Timeouts: 3

No.	Name	Gender	MP	Goals	Assists	Scoring Points	Turnover	Steals
5	HELTON Kaela Mae	Female	5	5	7	12		
7	GROOM Kameryn	Female	5	6	2	8		
10	LINDSLEY Grant	Male	5	3	8	11		
11	FINNEY Carolyn	Female	5	2	5	7		
17	HAYES Raphael	Male	5	6	12	18		
19	THOMPSON Anna	Female	5	3	7	10		
23	FREECHILD Dylan	Male	5	2	6	8		
31	KOCHER Christopher	Male	5	1	6	7		
33	CULTON Dawn	Female	5	4	2	6		
34	ING Henry	Male	5	10	4	14		
37	TROP Claire	Female	5	9		9		
52	CHASTAIN Claire	Female	5	1	1	2		
79	ING Michael	Male	5	8	3	11		
82	BROWNLEE Marques	Male	5	5	2	7		
			Total	65	65	130		

Team Statistics	USA	All
Goals from starting in Offense	36/49	296/467
Goals from starting in Defense	29/68	151/467
Successful Possessions	65/49	447/467

Legend:

MP Matches Played No. Number



Medallists

GOLD	SILVER	BRONZE
USA - United States of America	CAN - Canada	FRA - France
5 HELTON Kaela Mae F	5 WEDGE Molly F	5 RUELLE Simon M
7 GROOM Kameryn F	8 EDMONDS Thomas M	7 ANCELIN Gael M
10 LINDSLEY Grant M	10 CHATHA Gagandeep S M	8 LATCHY Tifaine F
11 FINNEY Carolyn F	13 BEAUDRY Anouchka F	9 BENVEGNEN Paul M
17 HAYES Raphael M	14 JACOBSON Sarah Beth F	11 BONNET Elliot M
19 THOMPSON Anna F	20 KIMURA Lauren F	17 BLANC Camille F
23 FREECHILD Dylan M	33 SAVOIE-GALLANT Martin-Leo M	18 BORNOT Lison F
31 KOCHER Christopher M	45 BRYSON Malcolm Eric M	22 POITTE-SOKOLSKY Sacha M
33 CULTON Dawn F	70 DOS SANTOS Brittney F	24 OLLIVIER Chloe F
34 ING Henry M	71 AUGER-SEMMAR Malik M	27 RAULET Salome F
37 TROP Claire F	89 LLOYD Mark M	28 VALLET Chloe, Lea F
52 CHASTAIN Claire F	91 DIONNE Florence F	33 STANGUENNEC Leo M
79 ING Michael M	93 KURAHASHI Mika Anne F	71 ROBLET Sullivan M
82 BROWNLEE Marques M	98 SNIDER Quinn M	81 FORGET Zoe F

Legend:

F Female M Male



SAT 16 AUG 2025
Start Time: 10:00

Start List

Game No: 17

CHN vs JPN

CHN - People's Republic of China

Shirts: Red

No.	Name	Gender	GP	Goals	Assists	Total
1	ZHOU Zhaojie	Male	4	2	1	3
2	WEI Simei	Female	4		7	7
9	ZHANG Ying	Female	4			
10	ZENG Yu	Male	4	2	3	5
12	WANG Xuanxuan	Female	4	1	2	3
14	XU Yingyi	Male	4	6	2	8
20	MAO Quan	Male	4	1	7	8
22	LIU Bo	Male	4	4	2	6
23	GUO Jiarong	Male	4	5	4	9
27	GAO Xiaoyun	Female	4	2	1	3
59	LI Xin	Male	4	5	2	7
66	ZHOU Anqi	Female	4	3		3
95	LI Xue (C)	Female	4	1		1
99	ZHANG Lu	Female	4		1	1

Coach: HO Zhi Hao, Benjamin (SGP)

CHN Played		
PR	GER	8-13
PR	JPN	8-13
PR	USA	6-13
CL5-8	COL	10-13

JPN - Japan

Shirts: Blue

No.	Name	Gender	GP	Goals	Assists	Total
3	MURAOKA Akifumi	Male	4	2	1	3
4	NEMOTO Sayako	Female	4			
5	MAKIYAMA Shumpei	Male	4	4	4	8
6	KURONO Masashi	Male	4	9	6	15
10	MATSUNO Masahiro (C)	Male	4		3	3
15	OKAJIMA Shoh	Male	4	3	5	8
16	TAJIMA Miwa	Female	4	1		1
21	IMANISHI Kanari	Female	4	1		1
24	ARAKAWA Taiyo	Male	4	14		14
31	MIYACHI Hikari	Female	4			
33	SHIMIZU Riyu	Female	4		3	3
64	KASHINO Yuko	Female	4	2	7	9
84	SUZUKI Ryota	Male	4	1	6	7
88	TAKADA Mayuka	Female	4	2	5	7

Coach: ITO Madoka

JPN Played		
PR	USA	8-13
PR	CHN	13-8
PR	GER	9-13
CL5-8	AUS	10-13

Legend:									
(C)	Captain	CL	Consolation	GP	Games Played	No.	Number	PR	Preliminary Round

Timing and Results provided by Tissot

FDSXTEAM7-----FNL-000400--_51 v2.0

Report Created SAT 16 AUG 2025 9:38

Page 1 / 1



SAT 16 AUG 2025
Start Time: 10:00

Results

Game No: 17

CHN 12 - 13 JPN

1st Half: 3 - 7
2nd Half: 9 - 6

CHN - People's Republic of China

No.	Name	Gender	Goals	Assists	Scoring Points	TO	Steals
1	ZHOU Zhaojie	Male	2		2		
2	WEI Simei	Female	1		1		
9	ZHANG Ying	Female	1		1		
10	ZENG Yu	Male	1	2	3		
12	WANG Xuanxuan	Female	3		3		
14	XU Yingyi	Male	2	2	4		
20	MAO Quan	Male	1	2	3		
22	LIU Bo	Male		2	2		
23	GUO Jiarong	Male	1	1	2		
27	GAO Xiaoyun	Female					
59	LI Xin	Male		2	2		
66	ZHOU Anqi	Female		1	1		
95	LI Xue	Female					
99	ZHANG Lu	Female					
Coach: GU Chenglong							
Total			12	12	24		

Running Score

CHN - JPN

1st Half		
ZENG Y	1	0
	1	1 IMANISHI K
	1	2 MAKIYAMA S
	1	3 ARAKAWA T
GUO J	2	3
	2	4 ARAKAWA T
	2	5 IMANISHI K
WEI S	3	5
	3	6 KURONO M
	3	7 MAKIYAMA S

2nd Half		
	3	8 OKAJIMA S
WANG X	4	8
ZHANG Y	5	8
	5	9 TAKADA M
ZHOU Z	6	9
XU Y	7	9
	7	10 MAKIYAMA S
MAO Q	8	10
ZHOU Z	9	10
	9	11 MURAOKA A
	9	12 MAKIYAMA S
WANG X	10	12
WANG X	11	12
XU Y	12	12
	12	13 MAKIYAMA S

JPN - Japan

No.	Name	Gender	Goals	Assists	Scoring Points	TO	Steals
3	MURAOKA Akifumi	Male	1	4	5		
4	NEMOTO Sayako	Female					
5	MAKIYAMA Shumpei	Male	5		5		
6	KURONO Masashi	Male	1	1	2		
10	MATSUNO Masahiro	Male					
15	OKAJIMA Shoh	Male	1	4	5		
16	TAJIMA Miwa	Female		1	1		
21	IMANISHI Kanari	Female	2	1	3		
24	ARAKAWA Taiyo	Male	2	1	3		
31	MIYACHI Hikari	Female					
33	SHIMIZU Riyu	Female					
64	KASHINO Yuko	Female					
84	SUZUKI Ryota	Male		1	1		
88	TAKADA Mayuka	Female	1		1		
Coach: ITO Madoka							
Total			13	13	26		

Team Statistics	CHN	JPN
Goals from starting in Offense	6/13	7/13
Goals from starting in Defense	6/13	6/13
Number of Timeouts		1
Successful Possessions	12/13	13/13

Legend:

No. Number TO Turnover

Timing and Results provided by Tissot

FDSXTEAM7-----FNL-000400--_73 v1.0

Report Created SAT 16 AUG 2025 11:28

Page 1 / 1



Start List

Game No: 18

COL vs AUS

COL - Colombia

Shirts: Yellow

No.	Name	Gender	GP	Goals	Assists	Total
1	ALBA HIDALGO Ivan David	Male	4	4	2	6
7	OSPINA Laura (C)	Female	4	2	2	4
8	CARDENAS Manuela	Female	4	4	4	8
11	BULLA GONZALEZ Jorge Luis	Male	4	2	7	9
14	CANDAMIL GOMEZ Manuel	Male	4	2	1	3
20	CARTAGENA Yina (C)	Female	4	2	7	9
24	SANTOS Maria Paula	Female	4	3	2	5
26	RAMIREZ ORTIZ Simon	Male	4	2	1	3
33	CARDENAS VELASQUEZ Maria Valeria	Female	4	5	6	11
44	RAMIREZ PELAEZ Andres Felipe	Male	4	9	6	15
57	MONTANA Carvajal	Female	4	3	1	4
72	CANTOR Jonathan	Male	4		3	3
86	CORTES AMARILES Juan Manuel	Male	4	3		3
96	FORERO BECERRA Maria Angelica	Female	4	3	2	5
Coach: MOORE Mauricio						

COL Played		
PR	CAN	7-13
PR	AUS	13-7
PR	FRA	11-12
CL5-8	CHN	13-10

AUS - Australia

Shirts: Blue

No.	Name	Gender	GP	Goals	Assists	Total
7	MCGUCKIN Sam	Male	4	6	4	10
9	PRENTICE Alex	Female	4	1		1
10	GAN Alex	Male	4	1		1
14	MEEHAN Lyra	Female	4		1	1
19	CARR Olivia	Female	4	5		5
21	PIDGEON Angela	Female	4	4	1	5
23	EGAN-GRIFFITHS Georgia	Female	4			
25	ANDREWS Rob (C)	Male	4	3	4	7
27	WIYA Kya	Female	4	7	8	15
28	KEYES Jonathan	Male	4	2	9	11
31	LADOMATOS Alex	Male	4		3	3
35	PHILLIPS Cat (C)	Female	4	5	4	9
37	BRAY James	Male	4			
55	FOREMAN Bill	Male	4	4	4	8
Coach: ROGACKI Anna						

AUS Played		
PR	FRA	9-13
PR	COL	7-13
PR	CAN	9-13
CL5-8	JPN	13-10

Legend:									
(C)	Captain	CL	Consolation	GP	Games Played	No.	Number	PR	Preliminary Round



SAT 16 AUG 2025
Start Time: 12:00

Results

Game No: 18

COL 11 - 13 AUS

1st Half: 1 - 7

2nd Half: 10 - 6

COL - Colombia

No.	Name	Gender	Goals	Assists	Scoring Points	TO	Steals
1	ALBA HIDALGO Ivan David	Male	1		1		
7	OSPINA Laura	Female		1	1		
8	CARDENAS Manuela	Female					
11	BULLA GONZALEZ Jorge Luis	Male		1	1		
14	CANDAMIL GOMEZ Manuel	Male		1	1		
20	CARTAGENA Yina	Female	1	4	5		
24	SANTOS Maria Paula	Female	1		1		
26	RAMIREZ ORTIZ Simon	Male		1	1		
33	CARDENAS VELASQUEZ Maria Valeria	Female	4		4		
44	RAMIREZ PELAEZ Andres Felipe	Male	1	1	2		
57	MONTANA Carvajal	Female					
72	CANTOR Jonathan	Male		2	2		
86	CORTES AMARILES Juan Manuel	Male	2		2		
96	FORERO BECERRA Maria Angelica	Female	1		1		
Coach: MOORE Mauricio							
Total			11	11	22		

AUS - Australia

No.	Name	Gender	Goals	Assists	Scoring Points	TO	Steals
7	MCGUCKIN Sam	Male	1	2	3		
9	PRENTICE Alex	Female	1		1		
10	GAN Alex	Male		4	4		
14	MEEHAN Lyra	Female	2		2		
19	CARR Olivia	Female					
21	PIDGEON Angela	Female	2		2		
23	EGAN-GRIFFITHS Georgia	Female		1	1		
25	ANDREWS Rob	Male	2		2		
27	WIYA Kya	Female	2	3	5		
28	KEYES Jonathan	Male		2	2		
31	LADOMATOS Alex	Male					
35	PHILLIPS Cat	Female	2	1	3		
37	BRAY James	Male	1		1		
55	FOREMAN Bill	Male					
Coach: ROGACKI Anna							
Total			13	13	26		

Running Score

COL - AUS

1st Half

	0	1	PHILLIPS C
CARDENAS VELASQUEZ	1	1	
	1	2	MCGUCKIN S
	1	3	MEEHAN L
	1	4	MEEHAN L
	1	5	BRAY J
	1	6	ANDREWS R
	1	7	WIYA K

2nd Half

CARTAGENA Y	2	7	
	2	8	PIDGEON A
CARDENAS VELASQUEZ	3	8	
CORTES AMARILES JM	4	8	
SANTOS MP	5	8	
	5	9	PRENTICE A
RAMIREZ PELAEZ AF	6	9	
	6	10	PIDGEON A
CARDENAS VELASQUEZ	7	10	
FORERO BECERRA MA	8	10	
	8	11	WIYA K
ALBA HIDALGO ID	9	11	
CORTES AMARILES JM	10	11	
	10	12	PHILLIPS C
CARDENAS VELASQUEZ	11	12	
	11	13	ANDREWS R

Team Statistics	COL	AUS
Goals from starting in Offense	7/13	8/12
Goals from starting in Defense	4/12	5/13
Number of Timeouts	1	
Successful Possessions	11/13	13/12

Legend:			
No.	Number	TO	Turnover



SAT 16 AUG 2025
Start Time: 15:30

Start List

Game No: 19

GER vs FRA

GER - Germany

Shirts: Black

No.	Name	Gender	GP	Goals	Assists	Total
2	PRIEN Annika	Female	5	2	2	4
10	HERKENS Paul	Male	5	5	3	8
12	SCHUTZ Lisa	Female	5	1	2	3
13	GREENWALD Hartley	Male	5	2	2	4
19	WOLOSON Verena	Female	5			
20	MUELLER Nico	Male	5	4	10	14
21	MUELLER Ava	Female	5	3	3	6
29	SONTAG Nis-Julius	Male	5	2	3	5
35	ERDMANN Joana	Female	5	1		1
42	WALCZAK Levke (C)	Female	5	12	4	16
47	SCHLOR Conrad (C)	Male	5	7	13	20
75	SCHALL Charlotte	Female	5	2	3	5
77	METZGER David	Male	5	5	8	13
83	DIECKMANN Jakob	Male	5	10	3	13
Coach: FREDE Henning						

GER Played		
PR	CHN	13-8
PR	USA	12-13
PR	JPN	13-9
SF	CAN	9-13
	FRA	10-13

FRA - France

Shirts: White

No.	Name	Gender	GP	Goals	Assists	Total
5	RUELLE Simon	Male	5	4	2	6
7	ANCELIN Gael	Male	5	1	5	6
8	LATCHY Tifaine	Female	5		3	3
9	BENVEGNEN Paul	Male	5	8	15	23
11	BONNET Elliot	Male	5	9	12	21
17	BLANC Camille	Female	5	1		1
18	BORNOT Lison (C)	Female	5	7	2	9
22	POITTE-SOKOLSKY Sacha	Male	5	9	4	13
24	OLLIVIER Chloe	Female	5	7		7
27	RAULET Salome	Female	5	2	2	4
28	VALLET Chloe, Lea	Female	5	1	5	6
33	STANGUENNEC Leo	Male	5	5	7	12
71	ROBLET Sullivan	Male	5	2	1	3
81	FORGET Zoe	Female	5	2		2
Coach: LABBE Oliver						

FRA Played		
PR	AUS	13-9
PR	CAN	11-13
PR	COL	12-11
SF	USA	9-13
	GER	13-10

Legend:											
(C)	Captain	CL	Consolation	GP	Games Played	No.	Number	PR	Preliminary Round	SF	Semifinal



SAT 16 AUG 2025
Start Time: 15:30

Results

Game No: 19

GER 10 - 13 FRA

1st Half: 6 - 7

2nd Half: 4 - 6

GER - Germany

No.	Name	Gender	Goals	Assists	Scoring Points	TO	Steals
2	PRIEN Annika	Female					
10	HERKENS Paul	Male	2		2		
12	SCHUTZ Lisa	Female	1		1		
13	GREENWALD Hartley	Male					
19	WOLOSON Verena	Female					
20	MUELLER Nico	Male		2	2		
21	MUELLER Ava	Female		2	2		
29	SONTAG Nis-Julius	Male		1	1		
35	ERDMANN Joana	Female					
42	WALCZAK Levke	Female		1	1		
47	SCHLOR Conrad	Male	2	1	3		
75	SCHALL Charlotte	Female					
77	METZGER David	Male	2	2	4		
83	DIECKMANN Jakob	Male	3	1	4		
Coach: SCHALL Jonathan							
Total			10	10	20		

FRA - France

No.	Name	Gender	Goals	Assists	Scoring Points	TO	Steals
5	RUELLE Simon	Male	2		2		
7	ANCELIN Gael	Male		3	3		
8	LATCHY Tifaine	Female					
9	BENVEGNE Paul	Male	2	2	4		
11	BONNET Elliot	Male	1	2	3		
17	BLANC Camille	Female					
18	BORNOT Lison	Female	1		1		
22	POITTE-SOKOLSKY Sacha	Male	2	2	4		
24	OLLIVIER Chloe	Female	2		2		
27	RAULET Salome	Female		2	2		
28	VALLET Chloe, Lea	Female	1	1	2		
33	STANGUENNEC Leo	Male	2	1	3		
71	ROBLET Sullivan	Male					
81	FORGET Zoe	Female					
Coach: LABBE Oliver							
Total			13	13	26		

Running Score

GER - FRA

1st Half

METZGER D	1	0	
SCHLOR C	2	1	STANGUENNEC L
DIECKMANN J	3	3	
METZGER D	4	3	
	4	4	BONNET E
	4	5	RUELLE S
HERKENS P	5	5	
	5	6	BENVEGNE P
SCHLOR C	6	6	
	6	7	STANGUENNEC L

2nd Half

SCHUTZ L	7	8	POITTE-SOKOLSKY S
	7	9	BORNOT L
DIECKMANN J	8	9	
HERKENS P	9	9	
	9	10	VALLET CL
	9	11	RUELLE S
DIECKMANN J	10	11	
	10	12	POITTE-SOKOLSKY S
	10	13	OLLIVIER C

Team Statistics	GER	FRA
Goals from starting in Offense	8/14	8/10
Goals from starting in Defense	2/10	5/14
Number of Timeouts	1	
Successful Possessions	10/14	13/10

Legend:

No. Number TO Turnover



SAT 16 AUG 2025
Start Time: 17:30

Start List

Game No: 20

CAN vs USA

CAN - Canada

Shirts: Black

No.	Name	Gender	GP	Goals	Assists	Total
5	WEDGE Molly (C)	Female	4	4	1	5
8	EDMONDS Thomas	Male	4	5	9	14
10	CHATHA Gagandeep S	Male	4	2	4	6
13	BEAUDRY Anouchka	Female	4	3	4	7
14	JACOBSON Sarah Beth	Female	4		8	8
20	KIMURA Lauren	Female	4	2	2	4
33	SAVOIE-GALLANT Martin-Leo	Male	4	8	1	9
45	BRYSON Malcolm Eric	Male	4	1	3	4
70	DOS SANTOS Brittney	Female	4	3	5	8
71	AUGER-SEMMAR Malik	Male	4	8	8	16
89	LLOYD Mark (C)	Male	4	3	1	4
91	DIONNE Florence	Female	4	1		1
93	KURAHASHI Mika Anne	Female	4	1	3	4
98	SNIDER Quinn	Male	4	11	2	13
Coach: LOVATT Holly						

CAN Played		
PR	COL	13-7
PR	FRA	13-11
PR	AUS	13-9
SF	GER	13-9

USA - United States of America

Shirts: Red

No.	Name	Gender	GP	Goals	Assists	Total
5	HELTON Kaela Mae	Female	4	5	4	9
7	GROOM Kameryn	Female	4	5	2	7
10	LINDSLEY Grant	Male	4	2	7	9
11	FINNEY Carolyn (C)	Female	4	2	4	6
17	HAYES Raphael	Male	4	6	6	12
19	THOMPSON Anna	Female	4	3	6	9
23	FREECHILD Dylan	Male	4	1	6	7
31	KOCHER Christopher (C)	Male	4	1	5	6
33	CULTON Dawn	Female	4	3	2	5
34	ING Henry	Male	4	8	4	12
37	TROP Claire	Female	4	6		6
52	CHASTAIN Claire	Female	4		1	1
79	ING Michael	Male	4	6	3	9
82	BROWNLEE Marques	Male	4	4	2	6
Coach: TSANG Matthew						

USA Played		
PR	JPN	13-8
PR	GER	13-12
PR	CHN	13-6
SF	FRA	13-9

Legend:											
(C)	Captain	CL	Consolation	GP	Games Played	No.	Number	PR	Preliminary Round	SF	Semifinal



SAT 16 AUG 2025
Start Time: 17:30

Results

Game No: 20

CAN 12 - 13 USA

1st Half: 6 - 7

2nd Half: 6 - 6

CAN - Canada

No.	Name	Gender	Goals	Assists	Scoring Points	TO	Steals
5	WEDGE Molly	Female	1	1	2		
8	EDMONDS Thomas	Male	1	2	3		
10	CHATHA Gagandeep S	Male	2	2	4		
13	BEAUDRY Anouchka	Female		1	1		
14	JACOBSON Sarah Beth	Female					
20	KIMURA Lauren	Female	1	2	3		
33	SAVOIE-GALLANT Martin-Leo	Male	1		1		
45	BRYSON Malcolm Eric	Male					
70	DOS SANTOS Brittney	Female					
71	AUGER-SEMMAR Malik	Male	1	2	3		
89	LLOYD Mark	Male					
91	DIONNE Florence	Female	2		2		
93	KURAHASHI Mika Anne	Female	1	1	2		
98	SNIDER Quinn	Male	2		2		
Coach: LOVATT Holly							
Total			12	11	23		

USA - United States of America

No.	Name	Gender	Goals	Assists	Scoring Points	TO	Steals
5	HELTON Kaela Mae	Female		3	3		
7	GROOM Kameryn	Female	1		1		
10	LINDSLEY Grant	Male	1	1	2		
11	FINNEY Carolyn	Female		1	1		
17	HAYES Raphael	Male		6	6		
19	THOMPSON Anna	Female		1	1		
23	FRECHILD Dylan	Male	1		1		
31	KOCHER Christopher	Male		1	1		
33	CULTON Dawn	Female	1		1		
34	ING Henry	Male	2		2		
37	TROP Claire	Female	3		3		
52	CHASTAIN Claire	Female	1		1		
79	ING Michael	Male	2		2		
82	BROWNLEE Marques	Male	1		1		
Coach: KNOWLES Miranda							
Total			13	13	26		

Running Score

CAN - USA

1st Half

0	1	CHASTAIN C
KIMURA L	1	1
DIONNE F	2	1
	2	2
	2	3
EDMONDS T	3	3
	3	4
	3	5
CHATHA GS	4	5
	4	6
SNIDER Q	5	6
KURAHASHI MA	6	6
	6	7

2nd Half

SAVOIE-GALLANT ML	7	7
DIONNE F	8	7
	8	8
AUGER-SEMMAR M	9	8
WEDGE M	10	8
	10	9
SNIDER Q	11	9
	11	10
	11	11
	11	12
CHATHA GS	12	12
	12	13

Team Statistics	CAN	USA
Goals from starting in Offense	8/13	9/13
Goals from starting in Defense	4/13	4/13
Number of Timeouts	1	
Successful Possessions	12/13	13/13

Legend:

No. Number TO Turnover

Timing and Results provided by Tissot

FDSXTEAM7-----FNL-000100--_73 v1.0

Report Created SAT 16 AUG 2025 18:54

Page 1 / 1



FRI 15 AUG 2025
Start Time: 15:30

Start List

Game No: 15

CAN vs GER

CAN - Canada

Shirts: White

No.	Name	Gender	GP	Goals	Assists	Total
5	WEDGE Molly (C)	Female	3	3	1	4
8	EDMONDS Thomas	Male	3	4	5	9
10	CHATHA Gagandeep S	Male	3	1	3	4
13	BEAUDRY Anouchka	Female	3	3	3	6
14	JACOBSON Sarah Beth	Female	3		4	4
20	KIMURA Lauren	Female	3	1	2	3
33	SAVOIE-GALLANT Martin-Leo	Male	3	6	1	7
45	BRYSON Malcolm Eric	Male	3	1	3	4
70	DOS SANTOS Brittney	Female	3	3	5	8
71	AUGER-SEMMAR Malik	Male	3	6	7	13
89	LLOYD Mark (C)	Male	3	2		2
91	DIONNE Florence	Female	3	1		1
93	KURAHASHI Mika Anne	Female	3		3	3
98	SNIDER Quinn	Male	3	8	1	9
Coach: LOVATT Holly						

CAN Played		
PR	COL	13-7
PR	FRA	13-11
PR	AUS	13-9

GER - Germany

Shirts: Black

No.	Name	Gender	GP	Goals	Assists	Total
2	PRIEN Annika	Female	3	2	2	4
10	HERKENS Paul	Male	3	3	2	5
12	SCHUTZ Lisa	Female	3		2	2
13	GREENWALD Hartley	Male	3	1	2	3
19	WOLOSON Verena	Female	3			
20	MUELLER Nico	Male	3	1	6	7
21	MUELLER Ava	Female	3	3	1	4
29	SONTAG Nis-Julius	Male	3	1	2	3
35	ERDMANN Joana	Female	3	1		1
42	WALCZAK Levke (C)	Female	3	10	1	11
47	SCHLOR Conrad (C)	Male	3	4	11	15
75	SCHALL Charlotte	Female	3	2	2	4
77	METZGER David	Male	3	3	4	7
83	DIECKMANN Jakob	Male	3	6	2	8
Coach: FREDE Henning						

GER Played		
PR	CHN	13-8
PR	USA	12-13
PR	JPN	13-9

Legend:									
(C)	Captain	CL	Consolation	GP	Games Played	No.	Number	PR	Preliminary Round



FRI 15 AUG 2025
Start Time: 15:30

Results

Game No: 15

CAN 13 - 9 GER

1st Half: 7 - 5

2nd Half: 6 - 4

CAN - Canada

No.	Name	Gender	Goals	Assists	Scoring Points	TO	Steals
5	WEDGE Molly	Female	1		1		
8	EDMONDS Thomas	Male	1	4	5		
10	CHATHA Gagandeep S	Male	1	1	2		
13	BEAUDRY Anouchka	Female		1	1		
14	JACOBSON Sarah Beth	Female		4	4		
20	KIMURA Lauren	Female	1		1		
33	SAVOIE-GALLANT Martin-Leo	Male	2		2		
45	BRYSON Malcolm Eric	Male					
70	DOS SANTOS Brittney	Female					
71	AUGER-SEMMAR Malik	Male	2	1	3		
89	LLOYD Mark	Male	1	1	2		
91	DIONNE Florence	Female					
93	KURAHASHI Mika Anne	Female	1		1		
98	SNIDER Quinn	Male	3	1	4		
Coach: LOVATT Holly							
Total			13	13	26		

GER - Germany

No.	Name	Gender	Goals	Assists	Scoring Points	TO	Steals
2	PRIEN Annika	Female					
10	HERKENS Paul	Male		1	1		
12	SCHUTZ Lisa	Female					
13	GREENWALD Hartley	Male	1		1		
19	WOLOSON Verena	Female					
20	MUELLER Nico	Male	3	2	5		
21	MUELLER Ava	Female					
29	SONTAG Nis-Julius	Male	1		1		
35	ERDMANN Joana	Female					
42	WALCZAK Levke	Female	2	2	4		
47	SCHLOR Conrad	Male	1	1	2		
75	SCHALL Charlotte	Female		1	1		
77	METZGER David	Male		2	2		
83	DIECKMANN Jakob	Male	1		1		
Coach: SCHALL Jonathan							
Total			9	9	18		

Running Score

CAN - GER

1st Half		
0	1	MUELLER N
KURAHASHI MA	1	1
1	2	WALCZAK L
SAVOIE-GALLANT ML	2	2
CHATHA GS	3	2
3	3	SONTAG NJ
AUGER-SEMMAR M	4	3
4	4	MUELLER N
AUGER-SEMMAR M	5	4
LLOYD M	6	4
6	5	SCHLOR C
KIMURA L	7	5
2nd Half		
SNIDER Q	8	5
8	6	MUELLER N
SAVOIE-GALLANT ML	9	6
9	7	DIECKMANN J
SNIDER Q	10	7
WEDGE M	11	7
11	8	GREENWALD H
SNIDER Q	12	8
12	9	WALCZAK L
EDMONDS T	13	9

Team Statistics	CAN	GER
Goals from starting in Offense	9/9	9/14
Goals from starting in Defense	4/14	0/9
Number of Timeouts		1
Successful Possessions	13/9	9/14

Legend:

No. Number TO Turnover

Timing and Results provided by Tissot



Start List

Game No: 16

USA vs FRA

USA - United States of America

Shirts: White

No.	Name	Gender	GP	Goals	Assists	Total
5	HELTON Kaela Mae	Female	4	5	4	9
7	GROOM Kameryn	Female	4	5	2	7
10	LINDSLEY Grant	Male	4	2	7	9
11	FINNEY Carolyn (C)	Female	4	2	4	6
17	HAYES Raphael	Male	4	6	6	12
19	THOMPSON Anna	Female	4	3	6	9
23	FREECHILD Dylan	Male	4	1	6	7
31	KOCHER Christopher (C)	Male	4	1	5	6
33	CULTON Dawn	Female	4	3	2	5
34	ING Henry	Male	4	8	4	12
37	TROP Claire	Female	4	6		6
52	CHASTAIN Claire	Female	4		1	1
79	ING Michael	Male	4	6	3	9
82	BROWNLEE Marques	Male	4	4	2	6
Coach: TSANG Matthew						

USA Played		
PR	JPN	13-8
PR	GER	13-12
PR	CHN	13-6
SF	FRA	13-9

FRA - France

Shirts: Blue

No.	Name	Gender	GP	Goals	Assists	Total
5	RUELLE Simon	Male	5	4	2	6
7	ANCELIN Gael	Male	5	1	5	6
8	LATCHY Tifaine	Female	5		3	3
9	BENVEGNEN Paul	Male	5	8	15	23
11	BONNET Elliot	Male	5	9	12	21
17	BLANC Camille	Female	5	1		1
18	BORNOT Lison (C)	Female	5	7	2	9
22	POITTE-SOKOLSKY Sacha	Male	5	9	4	13
24	OLLIVIER Chloe	Female	5	7		7
27	RAULET Salome	Female	5	2	2	4
28	VALLET Chloe, Lea	Female	5	1	5	6
33	STANGUENNEC Leo	Male	5	5	7	12
71	ROBLET Sullivan	Male	5	2	1	3
81	FORGET Zoe	Female	5	2		2
Coach: LABBE Oliver						

FRA Played		
PR	AUS	13-9
PR	CAN	11-13
PR	COL	12-11
SF	USA	9-13
	GER	13-10

Legend:											
(C)	Captain	CL	Consolation	GP	Games Played	No.	Number	PR	Preliminary Round	SF	Semifinal



FRI 15 AUG 2025
Start Time: 17:30

Results

Game No: 16

USA 13 - 9 FRA

1st Half: 7 - 6

2nd Half: 6 - 3

USA - United States of America

No.	Name	Gender	Goals	Assists	Scoring Points	TO	Steals
5	HELTON Kaela Mae	Female	3	2	5		
7	GROOM Kameryn	Female	2		2		
10	LINDSLEY Grant	Male		1	1		
11	FINNEY Carolyn	Female		1	1		
17	HAYES Raphael	Male	1	3	4		
19	THOMPSON Anna	Female	1		1		
23	FREECHILD Dylan	Male		2	2		
31	KOCHER Christopher	Male		2	2		
33	CULTON Dawn	Female		1	1		
34	ING Henry	Male	4	1	5		
37	TROP Claire	Female					
52	CHASTAIN Claire	Female					
79	ING Michael	Male	1		1		
82	BROWNLEE Marques	Male	1		1		
Coach: KNOWLES Miranda							
Total			13	13	26		

Running Score

USA - FRA

1st Half

	0	1	BONNET E
THOMPSON A	1	1	
HELTON KM	2	1	
	2	2	BENVEGNET P
GROOM K	3	2	
	3	3	BENVEGNET P
ING H	4	3	
	4	4	BENVEGNET P
GROOM K	5	4	
ING H	6	4	
	6	5	POITTE-SOKOLSKY S
	6	6	OLLIVIER C
HAYES R	7	6	

2nd Half

HELTON KM	8	6	
ING M	9	6	
HELTON KM	10	6	
	10	7	OLLIVIER C
	10	8	BLANC C
	10	9	OLLIVIER C
ING H	11	9	
BROWNLEE M	12	9	
ING H	13	9	

FRA - France

No.	Name	Gender	Goals	Assists	Scoring Points	TO	Steals
5	RUELLE Simon	Male					
7	ANCELIN Gael	Male		1	1		
8	LATCHY Tifaine	Female		1	1		
9	BENVEGNET Paul	Male	3		3		
11	BONNET Elliot	Male	1	4	5		
17	BLANC Camille	Female	1		1		
18	BORNOT Lison	Female					
22	POITTE-SOKOLSKY Sacha	Male	1	1	2		
24	OLLIVIER Chloe	Female	3		3		
27	RAULET Salome	Female					
28	VALLET Chloe, Lea	Female		1	1		
33	STANGUENNEC Leo	Male		1	1		
71	ROBLET Sullivan	Male					
81	FORGET Zoe	Female					
Coach: LABBE Oliver							
Total			9	9	18		

Team Statistics	USA	FRA
Goals from starting in Offense	6/9	6/14
Goals from starting in Defense	7/14	3/9
Number of Timeouts	1	
Successful Possessions	13/9	9/14

Legend:

No. Number TO Turnover

Timing and Results provided by Tissot



Start List

Game No: 13

CHN vs COL

CHN - People's Republic of China

Shirts: White

No.	Name	Gender	GP	Goals	Assists	Total
1	ZHOU Zhaojie	Male	3	1	1	2
2	WEI Simei	Female	3		3	3
9	ZHANG Ying	Female	3			
10	ZENG Yu	Male	3	1	3	4
12	WANG Xuanxuan	Female	3	1	1	2
14	XU Yingyi	Male	3	4	2	6
20	MAO Quan	Male	3		6	6
22	LIU Bo	Male	3	3	1	4
23	GUO Jiarong	Male	3	4	2	6
27	GAO Xiaoyun	Female	3	2		2
59	LI Xin	Male	3	3	2	5
66	ZHOU Anqi	Female	3	2		2
95	LI Xue (C)	Female	3	1		1
99	ZHANG Lu	Female	3		1	1

Coach: HO Zhi Hao, Benjamin (SGP)

CHN Played		
PR	GER	8-13
PR	JPN	8-13
PR	USA	6-13

COL - Colombia

Shirts: Blue

No.	Name	Gender	GP	Goals	Assists	Total
1	ALBA HIDALGO Ivan David	Male	3	4	2	6
7	OSPINA Laura (C)	Female	3	2	2	4
8	CARDENAS Manuela	Female	3	2	3	5
11	BULLA GONZALEZ Jorge Luis	Male	3		5	5
14	CANDAMIL GOMEZ Manuel	Male	3	1	1	2
20	CARTAGENA Yina (C)	Female	3	2	6	8
24	SANTOS Maria Paula	Female	3	3	2	5
26	RAMIREZ ORTIZ Simon	Male	3	1		1
33	CARDENAS VELASQUEZ Maria Valeria	Female	3	4	3	7
44	RAMIREZ PELAEZ Andres Felipe	Male	3	7	4	11
57	MONTANA Carvajal	Female	3	3	1	4
72	CANTOR Jonathan	Male	3		1	1
86	CORTES AMARILES Juan Manuel	Male	3			
96	FORERO BECERRA Maria Angelica	Female	3	2	1	3

Coach: MOORE Mauricio

COL Played		
PR	CAN	7-13
PR	AUS	13-7
PR	FRA	11-12

Legend:	CL	GP	No.	PR
(C) Captain	Consolation	Games Played	Number	Preliminary Round



FRI 15 AUG 2025
Start Time: 10:00

Results

Game No: 13

CHN 10 - 13 COL

1st Half: 4 - 7

2nd Half: 6 - 6

CHN - People's Republic of China

No.	Name	Gender	Goals	Assists	Scoring Points	TO	Steals
1	ZHOU Zhaojie	Male	1		1		
2	WEI Simei	Female		4	4		
9	ZHANG Ying	Female					
10	ZENG Yu	Male	1		1		
12	WANG Xuanxuan	Female		1	1		
14	XU Yingyi	Male	2		2		
20	MAO Quan	Male	1	1	2		
22	LIU Bo	Male	1	1	2		
23	GUO Jiarong	Male	1	2	3		
27	GAO Xiaoyun	Female		1	1		
59	LI Xin	Male	2		2		
66	ZHOU Anqi	Female	1		1		
95	LI Xue	Female					
99	ZHANG Lu	Female					
Coach: GU Chenglong							
Total			10	10	20		

Running Score

CHN - COL

1st Half

0	1	RAMIREZ PELAEZ AF
0	2	CORTES AMARILES JM
1	2	
2	2	
2	3	CARDENAS M
3	3	
3	4	CANDAMIL GOMEZ M
3	5	FORERO BECERRA MA
3	6	CORTES AMARILES JM
4	6	
4	7	RAMIREZ PELAEZ AF

2nd Half

4	8	BULLA GONZALEZ JL
4	9	CORTES AMARILES JM
5	9	
6	9	
7	9	
7	10	CARDENAS M
7	11	BULLA GONZALEZ JL
8	11	
9	11	
10	11	
10	12	CARDENAS VELASQUEZ
10	13	RAMIREZ ORTIZ S

COL - Colombia

No.	Name	Gender	Goals	Assists	Scoring Points	TO	Steals
1	ALBA HIDALGO Ivan David	Male					
7	OSPINA Laura	Female					
8	CARDENAS Manuela	Female	2	1	3		
11	BULLA GONZALEZ Jorge Luis	Male	2	2	4		
14	CANDAMIL GOMEZ Manuel	Male	1		1		
20	CARTAGENA Yina	Female		1	1		
24	SANTOS Maria Paula	Female					
26	RAMIREZ ORTIZ Simon	Male	1	1	2		
33	CARDENAS VELASQUEZ Maria Valeria	Female	1	3	4		
44	RAMIREZ PELAEZ Andres Felipe	Male	2	2	4		
57	MONTANA Carvajal	Female					
72	CANTOR Jonathan	Male		2	2		
86	CORTES AMARILES Juan Manuel	Male	3		3		
96	FORERO BECERRA Maria Angelica	Female	1	1	2		
Coach: MOORE Mauricio							
Total			13	13	26		

Team Statistics	CHN	COL
Goals from starting in Offense	5/13	6/11
Goals from starting in Defense	5/11	7/13
Number of Timeouts	1	1
Successful Possessions	10/13	13/11

Legend:

No. Number TO Turnover

Timing and Results provided by Tissot

FDSXTEAM7-----SF5-000100--_73 v2.0

Report Created FRI 15 AUG 2025 11:24

Page 1 / 1



Start List

Game No: 14

JPN vs AUS

JPN - Japan

Shirts: White

No.	Name	Gender	GP	Goals	Assists	Total
3	MURAOKA Akifumi	Male	3	1	1	2
4	NEMOTO Sayako	Female	3			
5	MAKIYAMA Shumpei	Male	3	4	4	8
6	KURONO Masashi	Male	3	5	5	10
10	MATSUNO Masahiro (C)	Male	3		2	2
15	OKAJIMA Shoh	Male	3	3	4	7
16	TAJIMA Miwa	Female	3	1		1
21	IMANISHI Kanari	Female	3	1		1
24	ARAKAWA Taiyo	Male	3	9		9
31	MIYACHI Hikari	Female	3			
33	SHIMIZU Riyu	Female	3		3	3
64	KASHINO Yuko	Female	3	2	5	7
84	SUZUKI Ryota	Male	3	1	3	4
88	TAKADA Mayuka	Female	3	2	3	5
Coach: ITO Madoka						

JPN Played		
PR	USA	8-13
PR	CHN	13-8
PR	GER	9-13

AUS - Australia

Shirts: Yellow

No.	Name	Gender	GP	Goals	Assists	Total
7	MCGUCKIN Sam	Male	3	4	3	7
9	PRENTICE Alex	Female	3	1		1
10	GAN Alex	Male	3	1		1
14	MEEHAN Lyra	Female	3		1	1
19	CARR Olivia	Female	3	4		4
21	PIDGEON Angela	Female	3	3	1	4
23	EGAN-GRIFFITHS Georgia	Female	3			
25	ANDREWS Rob (C)	Male	3	3	4	7
27	WIYA Kya	Female	3	4	3	7
28	KEYES Jonathan	Male	3	2	6	8
31	LADOMATOS Alex	Male	3		2	2
35	PHILLIPS Cat (C)	Female	3	1	4	5
37	BRAY James	Male	3			
55	FOREMAN Bill	Male	3	2	1	3
Coach: ROGACKI Anna						

AUS Played		
PR	FRA	9-13
PR	COL	7-13
PR	CAN	9-13

Legend:

(C) Captain CL Consolation GP Games Played No. Number PR Preliminary Round



FRI 15 AUG 2025
Start Time: 12:00

Results

Game No: 14

JPN 10 - 13 AUS

1st Half: 6 - 7

2nd Half: 4 - 6

JPN - Japan

No.	Name	Gender	Goals	Assists	Scoring Points	TO	Steals
3	MURAOKA Akifumi	Male	1		1		
4	NEMOTO Sayako	Female					
5	MAKIYAMA Shumpei	Male					
6	KURONO Masashi	Male	4	1	5		
10	MATSUNO Masahiro	Male		1	1		
15	OKAJIMA Shoh	Male		1	1		
16	TAJIMA Miwa	Female					
21	IMANISHI Kanari	Female					
24	ARAKAWA Taiyo	Male	5		5		
31	MIYACHI Hikari	Female					
33	SHIMIZU Riyu	Female					
64	KASHINO Yuko	Female		2	2		
84	SUZUKI Ryota	Male		3	3		
88	TAKADA Mayuka	Female		2	2		
Coach: ITO Madoka							
Total			10	10	20		

Running Score

JPN - AUS

1st Half

	0	1	WIYA K
ARAKAWA T	1	1	
	1	2	McGUCKIN S
ARAKAWA T	2	2	
	2	3	PHILLIPS C
KURONO M	3	3	
	3	4	WIYA K
ARAKAWA T	4	4	
	4	5	FOREMAN B
ARAKAWA T	5	5	
	5	6	PIDGEON A
KURONO M	6	6	
	6	7	PHILLIPS C

2nd Half

KURONO M	7	7	
	7	8	McGUCKIN S
KURONO M	8	8	
	8	9	PHILLIPS C
ARAKAWA T	9	9	
	9	10	FOREMAN B
	9	11	CARR O
	9	12	PHILLIPS C
MURAOKA A	10	12	
	10	13	WIYA K

AUS - Australia

No.	Name	Gender	Goals	Assists	Scoring Points	TO	Steals
7	MCGUCKIN Sam	Male	2	1	3		
9	PRENTICE Alex	Female					
10	GAN Alex	Male					
14	MEEHAN Lyra	Female					
19	CARR Olivia	Female	1		1		
21	PIDGEON Angela	Female	1		1		
23	EGAN-GRIFFITHS Georgia	Female					
25	ANDREWS Rob	Male					
27	WIYA Kya	Female	3	5	8		
28	KEYES Jonathan	Male		3	3		
31	LADOMATOS Alex	Male		1	1		
35	PHILLIPS Cat	Female	4		4		
37	BRAY James	Male					
55	FOREMAN Bill	Male	2	3	5		
Coach: ROGACKI Anna							
Total			13	13	26		

Team Statistics	JPN	AUS
Goals from starting in Offense	10/13	11/11
Goals from starting in Defense	0/11	2/13
Number of Timeouts		
Successful Possessions	10/13	13/11

Legend:

No. Number TO Turnover

Timing and Results provided by Tissot

FDSXTEAM7-----SF5-000200--_73 v1.0

Report Created FRI 15 AUG 2025 14:07

Page 1 / 1



Start List

Game No: 2

COL vs CAN

COL - Colombia

Shirts: yellow

No.	Name	Gender	GP	Goals	Assists	Total
1	ALBA HIDALGO Ivan David	Male				
7	OSPINA Laura (C)	Female				
8	CARDENAS Manuela	Female				
11	BULLA GONZALEZ Jorge Luis	Male				
12	CANTOR Jonathan	Male				
14	CANDAMIL GOMEZ Manuel	Male				
20	CARTAGENA Yina (C)	Female				
24	SANTOS Maria Paula	Female				
26	RAMIREZ ORTIZ Simon	Male				
33	CARDENAS VELASQUEZ Maria Valeria	Female				
44	RAMIREZ PELAEZ Andres Felipe	Male				
57	MONTANA Carvajal	Female				
86	CORTES AMARILES Juan Manuel	Male				
96	FORERO BECERRA Maria Angelica	Female				
Coach: MOORE Mauricio						

COL Played		
PR	CAN	12 AUG
PR	AUS	13 AUG
PR	FRA	14 AUG

CAN - Canada

Shirts: black

No.	Name	Gender	GP	Goals	Assists	Total
5	WEDGE Molly (C)	Female				
8	EDMONDS Thomas	Male				
10	CHATHA Gagandeep S	Male				
13	BEAUDRY Anouchka	Female				
14	JACOBSON Sarah Beth	Female				
20	KIMURA Lauren	Female				
33	SAVOIE-GALLANT Martin-Leo	Male				
45	BRYSON Malcolm Eric	Male				
70	DOS SANTOS Brittney	Female				
71	AUGER-SEMMAR Malik	Male				
89	LLOYD Mark (C)	Male				
91	DIONNE Florence	Female				
93	KURAHASHI Mika Anne	Female				
98	SNIDER Quinn	Male				
Coach: LOVATT Holly						

CAN Played		
PR	COL	12 AUG
PR	FRA	13 AUG
PR	AUS	14 AUG

Legend:

(C) Captain CL Consolation GP Games Played No. Number PR Preliminary Round



Results

Game No: 2

COL 7 - 13 CAN

1st Half: 5 - 7

2nd Half: 2 - 6

COL - Colombia

No.	Name	Gender	Goals	Assists	Scoring Points	TO	Steals
1	ALBA HIDALGO Ivan David	Male	1	2	3		
7	OSPINA Laura	Female					
8	CARDENAS Manuela	Female		1	1		
11	BULLA GONZALEZ Jorge Luis	Male		2	2		
14	CANDAMIL GOMEZ Manuel	Male					
20	CARTAGENA Yina	Female	1	1	2		
24	SANTOS Maria Paula	Female	2		2		
26	RAMIREZ ORTIZ Simon	Male					
33	CARDENAS VELASQUEZ Maria Valeria	Female	2		2		
44	RAMIREZ PELAEZ Andres Felipe	Male	1		1		
57	MONTANA Carvajal	Female					
72	CANTOR Jonathan	Male					
86	CORTES AMARILES Juan Manuel	Male					
96	FORERO BECERRA Maria Angelica	Female		1	1		
Coach: MOORE Mauricio							
Total			7	7	14		

CAN - Canada

No.	Name	Gender	Goals	Assists	Scoring Points	TO	Steals
5	WEDGE Molly	Female					
8	EDMONDS Thomas	Male	2	2	4		
10	CHATHA Gagandeep S	Male	1	2	3		
13	BEAUDRY Anouchka	Female		1	1		
14	JACOBSON Sarah Beth	Female		1	1		
20	KIMURA Lauren	Female		1	1		
33	SAVOIE-GALLANT Martin-Leo	Male	1		1		
45	BRYSON Malcolm Eric	Male		2	2		
70	DOS SANTOS Brittney	Female	1	1	2		
71	AUGER-SEMMAR Malik	Male	3	2	5		
89	LLOYD Mark	Male	2		2		
91	DIONNE Florence	Female					
93	KURAHASHI Mika Anne	Female					
98	SNIDER Quinn	Male	3	1	4		
Coach: LOVATT Holly							
Total			13	13	26		

Running Score

COL - CAN

1st Half		
CARTAGENA Y	1	0
CARDENAS VELASQUEZ	1	1
SANTOS MP	2	1
	2	2
	3	2
	3	3
CARDENAS VELASQUEZ	3	4
	4	4
	4	5
ALBA HIDALGO ID	4	6
	5	6
	5	7
2nd Half		
RAMIREZ PELAEZ AF	5	8
	6	8
	6	9
	6	10
	6	11
	6	12
SANTOS MP	7	12
	7	13

Team Statistics	COL	CAN
Goals from starting in Offense	7/14	7/7
Goals from starting in Defense	0/7	6/14
Number of Timeouts	1	1
Successful Possessions	7/14	13/7

Legend:

No. Number TO Turnover



Start List

Game No: 4

AUS vs FRA

AUS - Australia

Shirts: Yellow

No.	Name	Gender	GP	Goals	Assists	Total
7	MCGUCKIN Sam	Male	5	7	6	13
9	PRENTICE Alex	Female	5	2		2
10	GAN Alex	Male	5	1	4	5
14	MEEHAN Lyra	Female	5	2	1	3
19	CARR Olivia	Female	5	5		5
21	PIDGEON Angela	Female	5	6	1	7
23	EGAN-GRIFFITHS Georgia	Female	5		1	1
25	ANDREWS Rob (C)	Male	5	5	4	9
27	WIYA Kya	Female	5	9	11	20
28	KEYES Jonathan	Male	5	2	11	13
31	LADOMATOS Alex	Male	5		3	3
35	PHILLIPS Cat (C)	Female	5	7	5	12
37	BRAY James	Male	5	1		1
55	FOREMAN Bill	Male	5	4	4	8
Coach: ROGACKI Anna						

AUS Played		
PR	FRA	9-13
PR	COL	7-13
PR	CAN	9-13
CL5-8	JPN	13-10
CL5-6	COL	13-11

FRA - France

Shirts: Blue

No.	Name	Gender	GP	Goals	Assists	Total
5	RUELLE Simon	Male	5	4	2	6
7	ANCELIN Gael	Male	5	1	5	6
8	LATCHY Tifaine	Female	5		3	3
9	BENVEGNEN Paul	Male	5	8	15	23
11	BONNET Elliot	Male	5	9	12	21
17	BLANC Camille	Female	5	1		1
18	BORNOT Lison (C)	Female	5	7	2	9
22	POITTE-SOKOLSKY Sacha	Male	5	9	4	13
24	OLLIVIER Chloe	Female	5	7		7
27	RAULET Salome	Female	5	2	2	4
28	VALLET Chloe, Lea	Female	5	1	5	6
33	STANGUENNEC Leo	Male	5	5	7	12
71	ROBLET Sullivan	Male	5	2	1	3
81	FORGET Zoe	Female	5	2		2
Coach: LABBE Oliver						

FRA Played		
PR	AUS	13-9
PR	CAN	11-13
PR	COL	12-11
SF	USA	9-13
	GER	13-10

Legend:											
(C)	Captain	CL	Consolation	GP	Games Played	No.	Number	PR	Preliminary Round	SF	Semifinal



Results

Game No: 4

AUS 9 - 13 FRA

1st Half: 5 - 7

2nd Half: 4 - 6

AUS - Australia

No.	Name	Gender	Goals	Assists	Scoring Points	TO	Steals
7	MCGUCKIN Sam	Male	2		2		
9	PRENTICE Alex	Female	1		1		
10	GAN Alex	Male	1		1		
14	MEEHAN Lyra	Female		1	1		
19	CARR Olivia	Female	1		1		
21	PIDGEON Angela	Female	1		1		
23	EGAN-GRIFFITHS Georgia	Female					
25	ANDREWS Rob	Male		3	3		
27	WIYA Kya	Female	1		1		
28	KEYES Jonathan	Male	1	3	4		
31	LADOMATOS Alex	Male		2	2		
35	PHILLIPS Cat	Female	1		1		
37	BRAY James	Male					
55	FOREMAN Bill	Male					
Coach: ROGACKI Anna							
Total			9	9	18		

Running Score

AUS - FRA

1st Half

CARR O	1	0
KEYES J	2	0
GAN A	3	0
	3	1
	3	2
McGUCKIN S	4	2
	4	3
	4	4
McGUCKIN S	5	4
	5	5
	5	6
	5	7

2nd Half

	5	8
WIYA K	6	8
	6	9
	6	10
	6	11
PRENTICE A	7	11
PIDGEON A	8	11
	8	12
PHILLIPS C	9	12
	9	13

FRA - France

No.	Name	Gender	Goals	Assists	Scoring Points	TO	Steals
5	RUELLE Simon	Male		2	2		
7	ANCELIN Gael	Male					
8	LATCHY Tifaine	Female		2	2		
9	BENVEGNET Paul	Male		5	5		
11	BONNET Elliot	Male	3	1	4		
17	BLANC Camille	Female					
18	BORNOT Lison	Female	2	1	3		
22	POITTE-SOKOLSKY Sacha	Male	3		3		
24	OLLIVIER Chloe	Female	2		2		
27	RAULET Salome	Female					
28	VALLET Chloe, Lea	Female					
33	STANGUENNEC Leo	Male		1	1		
71	ROBLET Sullivan	Male	2	1	3		
81	FORGET Zoe	Female	1		1		
Coach: LABBE Oliver							
Total			13	13	26		

Team Statistics	AUS	FRA
Goals from starting in Offense	6/14	6/9
Goals from starting in Defense	3/9	7/14
Number of Timeouts		1
Successful Possessions	9/14	13/9

Legend:

No. Number TO Turnover



Start List

Game No: 6

AUS vs COL

AUS - Australia

Shirts: Gold

No.	Name	Gender	GP	Goals	Assists	Total
7	MCGUCKIN Sam	Male	1	2		2
9	PRENTICE Alex	Female	1	1		1
10	GAN Alex	Male	1	1		1
14	MEEHAN Lyra	Female	1		1	1
19	CARR Olivia	Female	1	1		1
21	PIDGEON Angela	Female	1	1		1
23	EGAN-GRIFFITHS Georgia	Female	1			
25	ANDREWS Rob (C)	Male	1		3	3
27	WIYA Kya	Female	1	1		1
28	KEYES Jonathan	Male	1	1	3	4
31	LADOMATOS Alex	Male	1		2	2
35	PHILLIPS Cat (C)	Female	1	1		1
37	BRAY James	Male	1			
55	FOREMAN Bill	Male	1			
Coach: ROGACKI Anna						

AUS Played		
PR	FRA	9-13
PR	COL	13 AUG
PR	CAN	14 AUG

COL - Colombia

Shirts: Blue

No.	Name	Gender	GP	Goals	Assists	Total
1	ALBA HIDALGO Ivan David	Male	1	1	2	3
7	OSPINA Laura (C)	Female	1			
8	CARDENAS Manuela	Female	1		1	1
11	BULLA GONZALEZ Jorge Luis	Male	1		2	2
14	CANDAMIL GOMEZ Manuel	Male	1			
20	CARTAGENA Yina (C)	Female	1	1	1	2
24	SANTOS Maria Paula	Female	1	2		2
26	RAMIREZ ORTIZ Simon	Male	1			
33	CARDENAS VELASQUEZ Maria Valeria	Female	1	2		2
44	RAMIREZ PELAEZ Andres Felipe	Male	1	1		1
57	MONTANA Carvajal	Female	1			
72	CANTOR Jonathan	Male	1			
86	CORTES AMARILES Juan Manuel	Male	1			
96	FORERO BECERRA Maria Angelica	Female	1		1	1
Coach: MOORE Mauricio						

COL Played		
PR	CAN	7-13
PR	AUS	13 AUG
PR	FRA	14 AUG

Legend:									
(C)	Captain	CL	Consolation	GP	Games Played	No.	Number	PR	Preliminary Round



Results

Game No: 6

AUS 7 - 13 COL

1st Half: 4 - 7

2nd Half: 3 - 6

AUS - Australia

No.	Name	Gender	Goals	Assists	Scoring Points	TO	Steals
7	MCGUCKIN Sam	Male	1	1	2		
9	PRENTICE Alex	Female					
10	GAN Alex	Male					
14	MEEHAN Lyra	Female					
19	CARR Olivia	Female	1		1		
21	PIDGEON Angela	Female					
23	EGAN-GRIFFITHS Georgia	Female					
25	ANDREWS Rob	Male	1	1	2		
27	WIYA Kya	Female	2	2	4		
28	KEYES Jonathan	Male		2	2		
31	LADOMATOS Alex	Male					
35	PHILLIPS Cat	Female		1	1		
37	BRAY James	Male					
55	FOREMAN Bill	Male	2		2		
Coach: ROGACKI Anna							
Total			7	7	14		

Running Score

AUS - COL

1st Half

	0	1	RAMIREZ PELAEZ AF
CARR O	1	1	
MCGUCKIN S	2	1	
	2	2	RAMIREZ PELAEZ AF
	2	3	MONTANA C
	2	4	MONTANA C
FOREMAN B	3	4	
	3	5	RAMIREZ PELAEZ AF
FOREMAN B	4	5	
	4	6	CARDENAS VELASQUEZ
	4	7	FORERO BECERRA MA

2nd Half

WIYA K	5	7	
	5	8	RAMIREZ PELAEZ AF
	5	9	CARDENAS M
WIYA K	6	9	
	6	10	RAMIREZ PELAEZ AF
	6	11	MONTANA C
ANDREWS R	7	11	
	7	12	CANDAMIL GOMEZ M
	7	13	OSPINA L

COL - Colombia

No.	Name	Gender	Goals	Assists	Scoring Points	TO	Steals
1	ALBA HIDALGO Ivan David	Male					
7	OSPINA Laura	Female	1	1	2		
8	CARDENAS Manuela	Female	1	1	2		
11	BULLA GONZALEZ Jorge Luis	Male		3	3		
14	CANDAMIL GOMEZ Manuel	Male	1	1	2		
20	CARTAGENA Yina	Female		2	2		
24	SANTOS Maria Paula	Female		2	2		
26	RAMIREZ ORTIZ Simon	Male					
33	CARDENAS VELASQUEZ Maria Valeria	Female	1		1		
44	RAMIREZ PELAEZ Andres Felipe	Male	5	2	7		
57	MONTANA Carvajal	Female	3		3		
72	CANTOR Jonathan	Male		1	1		
86	CORTES AMARILES Juan Manuel	Male					
96	FORERO BECERRA Maria Angelica	Female	1		1		
Coach: MOORE Mauricio							
Total			13	13	26		

Team Statistics	AUS	COL
Goals from starting in Offense	6/13	7/8
Goals from starting in Defense	1/8	6/13
Number of Timeouts		
Successful Possessions	7/13	13/8

Legend:

No. Number TO Turnover



Start List

Game No: 7

FRA vs CAN

FRA - France

Shirts: White

No.	Name	Gender	GP	Goals	Assists	Total
5	RUELLE Simon	Male	5	4	2	6
7	ANCELIN Gael	Male	5	1	5	6
8	LATCHY Tifaine	Female	5		3	3
9	BENVEGNEN Paul	Male	5	8	15	23
11	BONNET Elliot	Male	5	9	12	21
17	BLANC Camille	Female	5	1		1
18	BORNOT Lison (C)	Female	5	7	2	9
22	POITTE-SOKOLSKY Sacha	Male	5	9	4	13
24	OLLIVIER Chloe	Female	5	7		7
27	RAULET Salome	Female	5	2	2	4
28	VALLET Chloe, Lea	Female	5	1	5	6
33	STANGUENNEC Leo	Male	5	5	7	12
71	ROBLET Sullivan	Male	5	2	1	3
81	FORGET Zoe	Female	5	2		2
Coach: LABBE Oliver						

FRA Played		
PR	AUS	13-9
PR	CAN	11-13
PR	COL	12-11
SF	USA	9-13
	GER	13-10

CAN - Canada

Shirts: Red

No.	Name	Gender	GP	Goals	Assists	Total
5	WEDGE Molly (C)	Female	4	4	1	5
8	EDMONDS Thomas	Male	4	5	9	14
10	CHATHA Gagandeep S	Male	4	2	4	6
13	BEAUDRY Anouchka	Female	4	3	4	7
14	JACOBSON Sarah Beth	Female	4		8	8
20	KIMURA Lauren	Female	4	2	2	4
33	SAVOIE-GALLANT Martin-Leo	Male	4	8	1	9
45	BRYSON Malcolm Eric	Male	4	1	3	4
70	DOS SANTOS Brittney	Female	4	3	5	8
71	AUGER-SEMMAR Malik	Male	4	8	8	16
89	LLOYD Mark (C)	Male	4	3	1	4
91	DIONNE Florence	Female	4	1		1
93	KURAHASHI Mika Anne	Female	4	1	3	4
98	SNIDER Quinn	Male	4	11	2	13
Coach: LOVATT Holly						

CAN Played		
PR	COL	13-7
PR	FRA	13-11
PR	AUS	13-9
SF	GER	13-9

Legend:											
(C)	Captain	CL	Consolation	GP	Games Played	No.	Number	PR	Preliminary Round	SF	Semifinal



Results

Game No: 7

FRA 11 - 13 CAN

1st Half: 6 - 7

2nd Half: 5 - 6

FRA - France

No.	Name	Gender	Goals	Assists	Scoring Points	TO	Steals
5	RUELLE Simon	Male	1		1		
7	ANCELIN Gael	Male	1		1		
8	LATCHY Tifaine	Female					
9	BENVEGNEN Paul	Male	2	3	5		
11	BONNET Elliot	Male	2	2	4		
17	BLANC Camille	Female					
18	BORNOT Lison	Female	1		1		
22	POITTE-SOKOLSKY Sacha	Male	1		1		
24	OLLIVIER Chloe	Female					
27	RAULET Salome	Female	2		2		
28	VALLET Chloe, Lea	Female		2	2		
33	STANGUENNEC Leo	Male		4	4		
71	ROBLET Sullivan	Male					
81	FORGET Zoe	Female	1		1		
Coach: LABBE Oliver							
Total			11	11	22		

CAN - Canada

No.	Name	Gender	Goals	Assists	Scoring Points	TO	Steals
5	WEDGE Molly	Female	1		1		
8	EDMONDS Thomas	Male	2	1	3		
10	CHATHA Gagandeep S	Male		1	1		
13	BEAUDRY Anouchka	Female	3	1	4		
14	JACOBSON Sarah Beth	Female		2	2		
20	KIMURA Lauren	Female		1	1		
33	SAVOIE-GALLANT Martin-Leo	Male	2	1	3		
45	BRYSON Malcolm Eric	Male					
70	DOS SANTOS Brittney	Female	1	3	4		
71	AUGER-SEMMAR Malik	Male	1	1	2		
89	LLOYD Mark	Male					
91	DIONNE Florence	Female	1		1		
93	KURAHASHI Mika Anne	Female		1	1		
98	SNIDER Quinn	Male	2		2		
Coach: LOVATT Holly							
Total			13	12	25		

Running Score

FRA - CAN

1st Half

	0	1	BEAUDRY A
RAULET S	1	1	
	1	2	SNIDER Q
BONNET E	2	2	
	2	3	SAVOIE-GALLANT ML
BENVEGNEN P	3	3	
	3	4	BEAUDRY A
BORNOT L	4	4	
	4	5	EDMONDS T
	4	6	WEDGE M
BONNET E	5	6	
RUELLE S	6	6	
	6	7	EDMONDS T

2nd Half

	6	8	SNIDER Q
POITTE-SOKOLSKY S	7	8	
	7	9	BEAUDRY A
	7	10	DIONNE F
BENVEGNEN P	8	10	
	8	11	AUGER-SEMMAR M
RAULET S	9	11	
	9	12	SAVOIE-GALLANT ML
FORGET Z	10	12	
ANCELIN G	11	12	
	11	13	dos SANTOS B

Team Statistics	FRA	CAN
Goals from starting in Offense	9/14	9/11
Goals from starting in Defense	2/11	4/14
Number of Timeouts		1
Successful Possessions	11/14	13/11

Legend:

No. Number TO Turnover



Start List

Game No: 9

AUS vs CAN

AUS - Australia

Shirts: Yellow

No.	Name	Gender	GP	Goals	Assists	Total
7	MCGUCKIN Sam	Male	2	3	1	4
9	PRENTICE Alex	Female	2	1		1
10	GAN Alex	Male	2	1		1
14	MEEHAN Lyra	Female	2		1	1
19	CARR Olivia	Female	2	2		2
21	PIDGEON Angela	Female	2	1		1
23	EGAN-GRIFFITHS Georgia	Female	2			
25	ANDREWS Rob (C)	Male	2	1	4	5
27	WIYA Kya	Female	2	3	2	5
28	KEYES Jonathan	Male	2	1	5	6
31	LADOMATOS Alex	Male	2		2	2
35	PHILLIPS Cat (C)	Female	2	1	1	2
37	BRAY James	Male	2			
55	FOREMAN Bill	Male	2	2		2
Coach: ROGACKI Anna						

AUS Played		
PR	FRA	9-13
PR	COL	7-13
PR	CAN	14 AUG

CAN - Canada

Shirts: Black

No.	Name	Gender	GP	Goals	Assists	Total
5	WEDGE Molly (C)	Female	2	1		1
8	EDMONDS Thomas	Male	2	4	3	7
10	CHATHA Gagandeep S	Male	2	1	3	4
13	BEAUDRY Anouchka	Female	2	3	2	5
14	JACOBSON Sarah Beth	Female	2		3	3
20	KIMURA Lauren	Female	2		2	2
33	SAVOIE-GALLANT Martin-Leo	Male	2	3	1	4
45	BRYSON Malcolm Eric	Male	2		2	2
70	DOS SANTOS Brittney	Female	2	2	4	6
71	AUGER-SEMMAR Malik	Male	2	4	3	7
89	LLOYD Mark (C)	Male	2	2		2
91	DIONNE Florence	Female	2	1		1
93	KURAHASHI Mika Anne	Female	2		1	1
98	SNIDER Quinn	Male	2	5	1	6
Coach: LOVATT Holly						

CAN Played		
PR	COL	13-7
PR	FRA	13-11
PR	AUS	14 AUG

Legend:									
(C)	Captain	CL	Consolation	GP	Games Played	No.	Number	PR	Preliminary Round



Results

Game No: 9

AUS 9 - 13 CAN

1st Half: 6 - 7

2nd Half: 3 - 6

AUS - Australia

No.	Name	Gender	Goals	Assists	Scoring Points	TO	Steals
7	MCGUCKIN Sam	Male	1	2	3		
9	PRENTICE Alex	Female					
10	GAN Alex	Male					
14	MEEHAN Lyra	Female					
19	CARR Olivia	Female	2		2		
21	PIDGEON Angela	Female	2	1	3		
23	EGAN-GRIFFITHS Georgia	Female					
25	ANDREWS Rob	Male	2		2		
27	WIYA Kya	Female	1	1	2		
28	KEYES Jonathan	Male	1	1	2		
31	LADOMATOS Alex	Male					
35	PHILLIPS Cat	Female		3	3		
37	BRAY James	Male					
55	FOREMAN Bill	Male		1	1		
Coach: ROGACKI Anna							
Total			9	9	18		

Running Score

AUS - CAN

1st Half

PIDGEON A	1	0	
	1	1	SNIDER Q
McGUCKIN S	2	1	
	2	2	KIMURA L
ANDREWS R	3	2	
	3	3	SAVOIE-GALLANT ML
KEYES J	4	3	
	4	4	AUGER-SEMMAR M
PIDGEON A	5	4	
	5	5	SAVOIE-GALLANT ML
	5	6	WEDGE M
ANDREWS R	6	6	
	6	7	SAVOIE-GALLANT ML

2nd Half

	6	8	dos SANTOS B
	6	9	AUGER-SEMMAR M
	6	10	BRYSON ME
WIYA K	7	10	
	7	11	SNIDER Q
	7	12	WEDGE M
CARR O	8	12	
CARR O	9	12	
	9	13	SNIDER Q

CAN - Canada

No.	Name	Gender	Goals	Assists	Scoring Points	TO	Steals
5	WEDGE Molly	Female	2	1	3		
8	EDMONDS Thomas	Male		2	2		
10	CHATHA Gagandeep S	Male					
13	BEAUDRY Anouchka	Female		1	1		
14	JACOBSON Sarah Beth	Female		1	1		
20	KIMURA Lauren	Female	1		1		
33	SAVOIE-GALLANT Martin-Leo	Male	3		3		
45	BRYSON Malcolm Eric	Male	1	1	2		
70	DOS SANTOS Brittney	Female	1	1	2		
71	AUGER-SEMMAR Malik	Male	2	4	6		
89	LLOYD Mark	Male					
91	DIONNE Florence	Female					
93	KURAHASHI Mika Anne	Female		2	2		
98	SNIDER Quinn	Male	3		3		
Coach: LOVATT Holly							
Total			13	13	26		

Team Statistics	AUS	CAN
Goals from starting in Offense	8/14	8/9
Goals from starting in Defense	1/9	5/14
Number of Timeouts		
Successful Possessions	9/14	13/9

Legend:

No. Number TO Turnover



Start List

Game No: 12

COL vs FRA

COL - Colombia

Shirts: Yellow

No.	Name	Gender	GP	Goals	Assists	Total
1	ALBA HIDALGO Ivan David	Male	5	5	2	7
7	OSPINA Laura (C)	Female	5	2	3	5
8	CARDENAS Manuela	Female	5	4	4	8
11	BULLA GONZALEZ Jorge Luis	Male	5	2	8	10
14	CANDAMIL GOMEZ Manuel	Male	5	2	2	4
20	CARTAGENA Yina (C)	Female	5	3	11	14
24	SANTOS Maria Paula	Female	5	4	2	6
26	RAMIREZ ORTIZ Simon	Male	5	2	2	4
33	CARDENAS VELASQUEZ Maria Valeria	Female	5	9	6	15
44	RAMIREZ PELAEZ Andres Felipe	Male	5	10	7	17
57	MONTANA Carvajal	Female	5	3	1	4
72	CANTOR Jonathan	Male	5		5	5
86	CORTES AMARILES Juan Manuel	Male	5	5		5
96	FORERO BECERRA Maria Angelica	Female	5	4	2	6
Coach: MOORE Mauricio						

COL Played		
PR	CAN	7-13
PR	AUS	13-7
PR	FRA	11-12
CL5-8	CHN	13-10
CL5-6	AUS	11-13

FRA - France

Shirts: Blue

No.	Name	Gender	GP	Goals	Assists	Total
5	RUELLE Simon	Male	5	4	2	6
7	ANCELIN Gael	Male	5	1	5	6
8	LATCHY Tifaine	Female	5		3	3
9	BENVEGNEN Paul	Male	5	8	15	23
11	BONNET Elliot	Male	5	9	12	21
17	BLANC Camille	Female	5	1		1
18	BORNOT Lison (C)	Female	5	7	2	9
22	POITTE-SOKOLSKY Sacha	Male	5	9	4	13
24	OLLIVIER Chloe	Female	5	7		7
27	RAULET Salome	Female	5	2	2	4
28	VALLET Chloe, Lea	Female	5	1	5	6
33	STANGUENNEC Leo	Male	5	5	7	12
71	ROBLET Sullivan	Male	5	2	1	3
81	FORGET Zoe	Female	5	2		2
Coach: LABBE Oliver						

FRA Played		
PR	AUS	13-9
PR	CAN	11-13
PR	COL	12-11
SF	USA	9-13
	GER	13-10

Legend:											
(C)	Captain	CL	Consolation	GP	Games Played	No.	Number	PR	Preliminary Round	SF	Semifinal



Results

Game No: 12

COL 11 - 12 FRA

1st Half: 6 - 7

2nd Half: 5 - 5

COL - Colombia

No.	Name	Gender	Goals	Assists	Scoring Points	TO	Steals
1	ALBA HIDALGO Ivan David	Male	3		3		
7	OSPINA Laura	Female	1	1	2		
8	CARDENAS Manuela	Female	1	1	2		
11	BULLA GONZALEZ Jorge Luis	Male					
14	CANDAMIL GOMEZ Manuel	Male					
20	CARTAGENA Yina	Female	1	3	4		
24	SANTOS Maria Paula	Female	1		1		
26	RAMIREZ ORTIZ Simon	Male	1		1		
33	CARDENAS VELASQUEZ Maria Valeria	Female	1	3	4		
44	RAMIREZ PELAEZ Andres Felipe	Male	1	2	3		
57	MONTANA Carvajal	Female		1	1		
72	CANTOR Jonathan	Male					
86	CORTES AMARILES Juan Manuel	Male					
96	FORERO BECERRA Maria Angelica	Female	1		1		
Coach: MOORE Mauricio							
Total			11	11	22		

Running Score

COL - FRA

1st Half		
RAMIREZ ORTIZ S	1 0	
OSPINA L	2 1	POITTE-SOKOLSKY S
CARTAGENA Y	3 2	BONNET E
CARDENAS M	4 4	BENVEGNE P
ALBA HIDALGO ID	5 5	RUELLE S
FORERO BECERRA MA	6 5	STANGUENNEC L
	6 6	BORNOT L
	6 7	BORNOT L
2nd Half		
SANTOS MP	7 8	STANGUENNEC L
ALBA HIDALGO ID	7 9	POITTE-SOKOLSKY S
ALBA HIDALGO ID	8 9	BORNOT L
RAMIREZ PELAEZ AF	8 10	BORNOT L
CARDENAS VELASQUEZ	9 10	STANGUENNEC L
	10 11	STANGUENNEC L
	11 11	BONNET E
	11 12	BONNET E

FRA - France

No.	Name	Gender	Goals	Assists	Scoring Points	TO	Steals
5	RUELLE Simon	Male	1		1		
7	ANCELIN Gael	Male		1	1		
8	LATCHY Tifaine	Female					
9	BENVEGNE Paul	Male	1	5	6		
11	BONNET Elliot	Male	2	3	5		
17	BLANC Camille	Female					
18	BORNOT Lison	Female	3	1	4		
22	POITTE-SOKOLSKY Sacha	Male	2	1	3		
24	OLLIVIER Chloe	Female					
27	RAULET Salome	Female					
28	VALLET Chloe, Lea	Female		1	1		
33	STANGUENNEC Leo	Male	3		3		
71	ROBLET Sullivan	Male					
81	FORGET Zoe	Female					
Coach: LABBE Oliver							
Total			12	12	24		

Team Statistics	COL	FRA
Goals from starting in Offense	9/13	9/11
Goals from starting in Defense	2/11	3/13
Number of Timeouts	1	
Successful Possessions	11/13	12/11

Legend:

No. Number TO Turnover



Start List

Game No: 1

USA vs JPN

USA - United States of America

No.	Name	Gender	GP	Goals	Assists	Total
5	HELTON Kaela Mae	Female				
7	GROOM Kameryn	Female				
10	LINDSLEY Grant	Male				
11	FINNEY Carolyn (C)	Female				
17	HAYES Raphael	Male				
19	THOMPSON Anna	Female				
23	FREECHILD Dylan	Male				
31	KOCHER Christopher (C)	Male				
33	CULTON Dawn	Female				
34	ING Henry	Male				
37	TROP Claire	Female				
52	CHASTAIN Claire	Female				
79	ING Michael	Male				
82	BROWNLEE Marques	Male				
Coach: KNOWLES Miranda						

USA Played		
PR	JPN	12 AUG
PR	GER	13 AUG
PR	CHN	14 AUG

JPN - Japan

No.	Name	Gender	GP	Goals	Assists	Total
3	MURAOKA Akifumi	Male				
4	NEMOTO Sayako	Female				
5	MAKIYAMA Shumpei	Male				
6	KURONO Masashi	Male				
10	MATSUNO Masahiro (C)	Male				
15	OKAJIMA Shoh	Male				
16	TAJIMA Miwa	Female				
21	IMANISHI Kanari	Female				
24	ARAKAWA Taiyo	Male				
31	MIYACHI Hikari	Female				
33	SHIMIZU Riyu	Female				
64	KASHINO Yuko	Female				
84	SUZUKI Ryota	Male				
88	TAKADA Mayuka	Female				
Coach: ITO Madoka						

JPN Played		
PR	USA	12 AUG
PR	CHN	13 AUG
PR	GER	14 AUG

Legend:									
(C)	Captain	CL	Consolation	GP	Games Played	No.	Number	PR	Preliminary Round



Results

Game No: 1

USA 13 - 8 JPN

1st Half: 7 - 5

2nd Half: 6 - 3

USA - United States of America

No.	Name	Gender	Goals	Assists	Scoring Points	TO	Steals
5	HELTON Kaela Mae	Female					
7	GROOM Kameryn	Female		1	1		
10	LINDSLEY Grant	Male	1	3	4		
11	FINNEY Carolyn	Female	1	1	2		
17	HAYES Raphael	Male	5	1	6		
19	THOMPSON Anna	Female		1	1		
23	FREECHILD Dylan	Male		1	1		
31	KOCHER Christopher	Male	1		1		
33	CULTON Dawn	Female	1	1	2		
34	ING Henry	Male		1	1		
37	TROP Claire	Female	1		1		
52	CHASTAIN Claire	Female		1	1		
79	ING Michael	Male	2	1	3		
82	BROWNLEE Marques	Male	1	1	2		
Coach: KNOWLES Miranda							
Total			13	13	26		

Running Score

USA - JPN

1st Half

CULTON D	1	0	
	1	1	ARAKAWA T
HAYES R	2	1	
	2	2	ARAKAWA T
HAYES R	3	2	
ING M	4	2	
	4	3	KURONO M
KOCHER C	5	3	
	5	4	KURONO M
	5	5	MAKIYAMA S
FINNEY C	6	5	
BROWNLEE M	7	5	

2nd Half

HAYES R	8	5	
	8	6	ARAKAWA T
	8	7	OKAJIMA S
HAYES R	9	7	
LINDSLEY G	10	7	
	10	8	KASHINO Y
TROP C	11	8	
ING M	12	8	
HAYES R	13	8	

JPN - Japan

No.	Name	Gender	Goals	Assists	Scoring Points	TO	Steals
3	MURAOKA Akifumi	Male					
4	NEMOTO Sayako	Female					
5	MAKIYAMA Shumpei	Male	1	1	2		
6	KURONO Masashi	Male	2	3	5		
10	MATSUNO Masahiro	Male		1	1		
15	OKAJIMA Shoh	Male	1	1	2		
16	TAJIMA Miwa	Female					
21	IMANISHI Kanari	Female					
24	ARAKAWA Taiyo	Male	3		3		
31	MIYACHI Hikari	Female					
33	SHIMIZU Riyu	Female		1	1		
64	KASHINO Yuko	Female	1		1		
84	SUZUKI Ryota	Male					
88	TAKADA Mayuka	Female		1	1		
Coach: ITO Madoka							
Total			8	8	16		

Team Statistics	USA	JPN
Goals from starting in Offense	6/8	6/14
Goals from starting in Defense	7/14	2/8
Number of Timeouts		
Successful Possessions	13/8	8/14

Legend:

No. Number TO Turnover



Start List

Game No: 3

GER vs CHN

GER - Germany

Shirts: White

No.	Name	Gender	GP	Goals	Assists	Total
2	PRIEN Annika	Female				
10	HERKENS Paul	Male				
12	SCHUTZ Lisa	Female				
13	GREENWALD Hartley	Male				
19	WOLOSON Verena	Female				
20	MUELLER Nico	Male				
21	MUELLER Ava	Female				
29	SONTAG Nis-Julius	Male				
35	ERDMANN Joana	Female				
42	WALCZAK Levke (C)	Female				
47	SCHLOR Conrad (C)	Male				
75	SCHALL Charlotte	Female				
77	METZGER David	Male				
83	DIECKMANN Jakob	Male				
Coach: FREDE Henning						

GER Played		
PR	CHN	12 AUG
PR	USA	13 AUG
PR	JPN	14 AUG

CHN - People's Republic of China

Shirts: Red

No.	Name	Gender	GP	Goals	Assists	Total
1	ZHOU Zhaojie	Male				
2	WEI Simei	Female				
9	ZHANG Ying	Female				
10	ZENG Yu	Male				
12	WANG Xuanxuan	Female				
14	XU Yingyi	Male				
20	MAO Quan	Male				
22	LIU Bo	Male				
23	GUO Jiarong	Male				
27	GAO Xiaoyun	Female				
59	LI Xin	Male				
66	ZHOU Anqi	Female				
95	LI Xue (C)	Female				
99	ZHANG Lu	Female				
Coach: HO Zhi Hao, Benjamin (SGP)						

CHN Played		
PR	GER	12 AUG
PR	JPN	13 AUG
PR	USA	14 AUG

Legend:

(C) Captain CL Consolation GP Games Played No. Number PR Preliminary Round



Results

Game No: 3

GER 13 - 8 CHN

1st Half: 7 - 4

2nd Half: 6 - 4

GER - Germany

No.	Name	Gender	Goals	Assists	Scoring Points	TO	Steals
2	PRIEN Annika	Female	1	1	2		
10	HERKENS Paul	Male					
12	SCHUTZ Lisa	Female		1	1		
13	GREENWALD Hartley	Male		1	1		
19	WOLOSON Verena	Female					
20	MUELLER Nico	Male		2	2		
21	MUELLER Ava	Female	2	1	3		
29	SONTAG Nis-Julius	Male		2	2		
35	ERDMANN Joana	Female					
42	WALCZAK Levke	Female	4		4		
47	SCHLOR Conrad	Male	3	2	5		
75	SCHALL Charlotte	Female	2	1	3		
77	METZGER David	Male		1	1		
83	DIECKMANN Jakob	Male	1	1	2		
Coach: SCHALL Jonathan							
Total			13	13	26		

Running Score

GER - CHN

1st Half

MUELLER A	1	0	
SCHLOR C	2	0	
	2	1	XU Y
	2	2	GAO X
WALCZAK L	3	2	
SCHLOR C	4	2	
	4	3	GUO J
MUELLER A	5	3	
	5	4	WANG X
SCHALL C	6	4	
SCHLOR C	7	4	

2nd Half

	7	5	GUO J
WALCZAK L	8	5	
	8	6	LIU B
	8	7	GAO X
DIECKMANN J	9	7	
	9	8	GUO J
SCHALL C	10	8	
WALCZAK L	11	8	
PRIEN A	12	8	
WALCZAK L	13	8	

CHN - People's Republic of China

No.	Name	Gender	Goals	Assists	Scoring Points	TO	Steals
1	ZHOU Zhaojie	Male					
2	WEI Simei	Female					
9	ZHANG Ying	Female					
10	ZENG Yu	Male		1	1		
12	WANG Xuanxuan	Female	1		1		
14	XU Yingyi	Male	1	1	2		
20	MAO Quan	Male		5	5		
22	LIU Bo	Male	1	1	2		
23	GUO Jiarong	Male	3		3		
27	GAO Xiaoyun	Female	2		2		
59	LI Xin	Male					
66	ZHOU Anqi	Female					
95	LI Xue	Female					
99	ZHANG Lu	Female					
Coach: GU Chenglong							
Total			8	8	16		

Team Statistics	GER	CHN
Goals from starting in Offense	7/9	6/13
Goals from starting in Defense	6/13	2/9
Number of Timeouts		1
Successful Possessions	13/9	8/13

Legend:

No. Number TO Turnover



Start List

Game No: 5

USA vs GER

USA - United States of America

Shirts: White

No.	Name	Gender	GP	Goals	Assists	Total
5	HELTON Kaela Mae	Female	1			
7	GROOM Kameryn	Female	1		1	1
10	LINDSLEY Grant	Male	1	1	3	4
11	FINNEY Carolyn (C)	Female	1	1	1	2
17	HAYES Raphael	Male	1	5	1	6
19	THOMPSON Anna	Female	1		1	1
23	FREECHILD Dylan	Male	1		1	1
31	KOCHER Christopher (C)	Male	1	1		1
33	CULTON Dawn	Female	1	1	1	2
34	ING Henry	Male	1		1	1
37	TROP Claire	Female	1	1		1
52	CHASTAIN Claire	Female	1		1	1
79	ING Michael	Male	1	2	1	3
82	BROWNLEE Marques	Male	1	1	1	2
Coach: TSANG Matthew						

USA Played		
PR	JPN	13-8
PR	GER	13 AUG
PR	CHN	14 AUG

GER - Germany

Shirts: Red

No.	Name	Gender	GP	Goals	Assists	Total
2	PRIEN Annika	Female	1	1	1	2
10	HERKENS Paul	Male	1			
12	SCHUTZ Lisa	Female	1		1	1
13	GREENWALD Hartley	Male	1		1	1
19	WOLOSON Verena	Female	1			
20	MUELLER Nico	Male	1		2	2
21	MUELLER Ava	Female	1	2	1	3
29	SONTAG Nis-Julius	Male	1		2	2
35	ERDMANN Joana	Female	1			
42	WALCZAK Levke (C)	Female	1	4		4
47	SCHLOR Conrad (C)	Male	1	3	2	5
75	SCHALL Charlotte	Female	1	2	1	3
77	METZGER David	Male	1		1	1
83	DIECKMANN Jakob	Male	1	1	1	2
Coach: FREDE Henning						

GER Played		
PR	CHN	13-8
PR	USA	13 AUG
PR	JPN	14 AUG

Legend:

(C) Captain CL Consolation GP Games Played No. Number PR Preliminary Round



Results

Game No: 5

USA 13 - 12 GER

1st Half: 6 - 7

2nd Half: 7 - 5

USA - United States of America

No.	Name	Gender	Goals	Assists	Scoring Points	TO	Steals
5	HELTON Kaela Mae	Female					
7	GROOM Kameryn	Female	3		3		
10	LINDSLEY Grant	Male		1	1		
11	FINNEY Carolyn	Female		2	2		
17	HAYES Raphael	Male					
19	THOMPSON Anna	Female	1	3	4		
23	FREECHILD Dylan	Male	1	2	3		
31	KOCHER Christopher	Male		2	2		
33	CULTON Dawn	Female	1		1		
34	ING Henry	Male	3	1	4		
37	TROP Claire	Female	3		3		
52	CHASTAIN Claire	Female					
79	ING Michael	Male	1	2	3		
82	BROWNLEE Marques	Male					
Coach: KNOWLES Miranda							
Total			13	13	26		

GER - Germany

No.	Name	Gender	Goals	Assists	Scoring Points	TO	Steals
2	PRIEN Annika	Female		1	1		
10	HERKENS Paul	Male	2	1	3		
12	SCHUTZ Lisa	Female					
13	GREENWALD Hartley	Male	1		1		
19	WOLOSON Verena	Female					
20	MUELLER Nico	Male		1	1		
21	MUELLER Ava	Female					
29	SONTAG Nis-Julius	Male					
35	ERDMANN Joana	Female					
42	WALCZAK Levke	Female	3	1	4		
47	SCHLOR Conrad	Male		5	5		
75	SCHALL Charlotte	Female		1	1		
77	METZGER David	Male	3	1	4		
83	DIECKMANN Jakob	Male	3	1	4		
Coach: SCHALL Jonathan							
Total			12	12	24		

Running Score

USA - GER

1st Half

GROOM K	1	0	
TROP C	2	0	
	2	1	METZGER D
THOMPSON A	3	1	
	3	2	METZGER D
	3	3	HERKENS P
FREECHILD D	4	3	
	4	4	WALCZAK L
	4	5	GREENWALD H
ING M	5	5	
	5	6	DIECKMANN J
ING H	6	6	
	6	7	WALCZAK L

2nd Half

TROP C	7	7	
	7	8	METZGER D
GROOM K	8	8	
ING H	9	8	
	9	9	DIECKMANN J
ING H	10	9	
	10	10	WALCZAK L
GROOM K	11	10	
	11	11	DIECKMANN J
	11	12	HERKENS P
TROP C	12	12	
CULTON D	13	12	

Team Statistics	USA	GER
Goals from starting in Offense	9/12	9/14
Goals from starting in Defense	4/14	3/12
Number of Timeouts	1	1
Successful Possessions	13/12	12/14

Legend:

No. Number TO Turnover



Start List

Game No: 8

JPN vs CHN

JPN - Japan

Shirts: White

No.	Name	Gender	GP	Goals	Assists	Total
3	MURAOKA Akifumi	Male	1			
4	NEMOTO Sayako	Female	1			
5	MAKIYAMA Shumpei	Male	1	1	1	2
6	KURONO Masashi	Male	1	2	3	5
10	MATSUNO Masahiro (C)	Male	1		1	1
15	OKAJIMA Shoh	Male	1	1	1	2
16	TAJIMA Miwa	Female	1			
21	IMANISHI Kanari	Female	1			
24	ARAKAWA Taiyo	Male	1	3		3
31	MIYACHI Hikari	Female	1			
33	SHIMIZU Riyu	Female	1		1	1
64	KASHINO Yuko	Female	1	1		1
84	SUZUKI Ryota	Male	1			
88	TAKADA Mayuka	Female	1		1	1
Coach: ITO Madoka						

JPN Played		
PR	USA	8-13
PR	CHN	13 AUG
PR	GER	14 AUG

CHN - People's Republic of China

Shirts: Red

No.	Name	Gender	GP	Goals	Assists	Total
1	ZHOU Zhaojie	Male	1			
2	WEI Simei	Female	1			
9	ZHANG Ying	Female	1			
10	ZENG Yu	Male	1		1	1
12	WANG Xuanxuan	Female	1	1		1
14	XU Yingyi	Male	1	1	1	2
20	MAO Quan	Male	1		5	5
22	LIU Bo	Male	1	1	1	2
23	GUO Jiarong	Male	1	3		3
27	GAO Xiaoyun	Female	1	2		2
59	LI Xin	Male	1			
66	ZHOU Anqi	Female	1			
95	LI Xue (C)	Female	1			
99	ZHANG Lu	Female	1			
Coach: HO Zhi Hao, Benjamin (SGP)						

CHN Played		
PR	GER	8-13
PR	JPN	13 AUG
PR	USA	14 AUG

Legend:

(C) Captain CL Consolation GP Games Played No. Number PR Preliminary Round



Results

Game No: 8

JPN 13 - 8 CHN

1st Half: 7 - 2

2nd Half: 6 - 6

JPN - Japan

No.	Name	Gender	Goals	Assists	Scoring Points	TO	Steals
3	MURAOKA Akifumi	Male	1	1	2		
4	NEMOTO Sayako	Female					
5	MAKIYAMA Shumpei	Male	2	2	4		
6	KURONO Masashi	Male	3	1	4		
10	MATSUNO Masahiro	Male					
15	OKAJIMA Shoh	Male	1	2	3		
16	TAJIMA Miwa	Female					
21	IMANISHI Kanari	Female	1		1		
24	ARAKAWA Taiyo	Male	3		3		
31	MIYACHI Hikari	Female					
33	SHIMIZU Riyu	Female		1	1		
64	KASHINO Yuko	Female		5	5		
84	SUZUKI Ryota	Male		1	1		
88	TAKADA Mayuka	Female	2		2		
Coach: ITO Madoka							
Total			13	13	26		

Running Score

JPN - CHN

1st Half

ARAKAWA T	1	0	
	1	1	XU Y
ARAKAWA T	2	1	
MAKIYAMA S	3	1	
IMANISHI K	4	1	
OKAJIMA S	5	1	
	5	2	LI X
KURONO M	6	2	
MURAOKA A	7	2	

2nd Half

MAKIYAMA S	8	2	
	8	3	ZHOU Z
KURONO M	9	3	
	9	4	LI X
TAKADA M	10	4	
	10	5	LIU B
TAKADA M	11	5	
	11	6	LI X
	11	7	XU Y
KURONO M	12	7	
	12	8	LI X
ARAKAWA T	13	8	

CHN - People's Republic of China

No.	Name	Gender	Goals	Assists	Scoring Points	TO	Steals
1	ZHOU Zhaojie	Male	1	1	2		
2	WEI Simei	Female		2	2		
9	ZHANG Ying	Female					
10	ZENG Yu	Male					
12	WANG Xuanxuan	Female		1	1		
14	XU Yingyi	Male	2		2		
20	MAO Quan	Male		1	1		
22	LIU Bo	Male	1		1		
23	GUO Jiarong	Male		1	1		
27	GAO Xiaoyun	Female					
59	LI Xin	Male	3	1	4		
66	ZHOU Anqi	Female					
95	LI Xue	Female	1		1		
99	ZHANG Lu	Female		1	1		
Coach: GU Chenglong							
Total			8	8	16		

Team Statistics	JPN	CHN
Goals from starting in Offense	8/9	7/13
Goals from starting in Defense	5/13	1/9
Number of Timeouts		
Successful Possessions	13/9	8/13

Legend:

No. Number TO Turnover



Start List

Game No: 10

GER vs JPN

GER - Germany

Shirts: Black

No.	Name	Gender	GP	Goals	Assists	Total
2	PRIEN Annika	Female	2	1	2	3
10	HERKENS Paul	Male	2	2	1	3
12	SCHUTZ Lisa	Female	2		1	1
13	GREENWALD Hartley	Male	2	1	1	2
19	WOLOSON Verena	Female	2			
20	MUELLER Nico	Male	2		3	3
21	MUELLER Ava	Female	2	2	1	3
29	SONTAG Nis-Julius	Male	2		2	2
35	ERDMANN Joana	Female	2			
42	WALCZAK Levke (C)	Female	2	7	1	8
47	SCHLOR Conrad (C)	Male	2	3	7	10
75	SCHALL Charlotte	Female	2	2	2	4
77	METZGER David	Male	2	3	2	5
83	DIECKMANN Jakob	Male	2	4	2	6
Coach: FREDE Henning						

GER Played		
PR	CHN	13-8
PR	USA	12-13
PR	JPN	14 AUG

JPN - Japan

Shirts: White

No.	Name	Gender	GP	Goals	Assists	Total
3	MURAOKA Akifumi	Male	2	1	1	2
4	NEMOTO Sayako	Female	2			
5	MAKIYAMA Shumpei	Male	2	3	3	6
6	KURONO Masashi	Male	2	5	4	9
10	MATSUNO Masahiro (C)	Male	2		1	1
15	OKAJIMA Shoh	Male	2	2	3	5
16	TAJIMA Miwa	Female	2			
21	IMANISHI Kanari	Female	2	1		1
24	ARAKAWA Taiyo	Male	2	6		6
31	MIYACHI Hikari	Female	2			
33	SHIMIZU Riyu	Female	2		2	2
64	KASHINO Yuko	Female	2	1	5	6
84	SUZUKI Ryota	Male	2		1	1
88	TAKADA Mayuka	Female	2	2	1	3
Coach: ITO Madoka						

JPN Played		
PR	USA	8-13
PR	CHN	13-8
PR	GER	14 AUG

Legend:

(C) Captain CL Consolation GP Games Played No. Number PR Preliminary Round



Results

Game No: 10

GER 13 - 9 JPN

1st Half: 7 - 3

2nd Half: 6 - 6

GER - Germany

No.	Name	Gender	Goals	Assists	Scoring Points	TO	Steals
2	PRIEN Annika	Female	1		1		
10	HERKENS Paul	Male	1	1	2		
12	SCHUTZ Lisa	Female		1	1		
13	GREENWALD Hartley	Male		1	1		
19	WOLOSON Verena	Female					
20	MUELLER Nico	Male	1	3	4		
21	MUELLER Ava	Female	1		1		
29	SONTAG Nis-Julius	Male	1		1		
35	ERDMANN Joana	Female	1		1		
42	WALCZAK Levke	Female	3		3		
47	SCHLOR Conrad	Male	1	4	5		
75	SCHALL Charlotte	Female					
77	METZGER David	Male		2	2		
83	DIECKMANN Jakob	Male	2		2		
Coach: SCHALL Jonathan							
Total			13	12	25		

Running Score

GER - JPN

1st Half

DIECKMANN J	1	0	
ERDMANN J	2	0	
	2	1	ARAKAWA T
PRIEN A	3	1	
	3	2	ARAKAWA T
DIECKMANN J	4	2	
MUELLER A	5	2	
WALCZAK L	6	2	
	6	3	SUZUKI R
MUELLER N	7	3	

2nd Half

SONTAG NJ	8	3	
	8	4	KASHINO Y
WALCZAK L	9	4	
HERKENS P	10	4	
	10	5	TAJIMA M
	10	6	MAKIYAMA S
	10	7	OKAJIMA S
WALCZAK L	11	7	
	12	7	
	12	8	
	12	9	ARAKAWA T
SCHLOR C	13	9	

JPN - Japan

No.	Name	Gender	Goals	Assists	Scoring Points	TO	Steals
3	MURAOKA Akifumi	Male					
4	NEMOTO Sayako	Female					
5	MAKIYAMA Shumpei	Male	1	1	2		
6	KURONO Masashi	Male		1	1		
10	MATSUNO Masahiro	Male		1	1		
15	OKAJIMA Shoh	Male	1	1	2		
16	TAJIMA Miwa	Female	1		1		
21	IMANISHI Kanari	Female					
24	ARAKAWA Taiyo	Male	3		3		
31	MIYACHI Hikari	Female					
33	SHIMIZU Riyu	Female		1	1		
64	KASHINO Yuko	Female	1		1		
84	SUZUKI Ryota	Male	1	2	3		
88	TAKADA Mayuka	Female		2	2		
Coach: ITO Madoka							
Total			9	10	19		

Team Statistics	GER	JPN
Goals from starting in Offense	7/10	6/13
Goals from starting in Defense	6/13	3/10
Number of Timeouts	1	
Successful Possessions	13/10	9/13

Legend:

No. Number TO Turnover



Start List

Game No: 11

USA vs CHN

USA - United States of America

Shirts: Red

No.	Name	Gender	GP	Goals	Assists	Total
5	HELTON Kaela Mae	Female	2			
7	GROOM Kameryn	Female	2	3	1	4
10	LINDSLEY Grant	Male	2	1	4	5
11	FINNEY Carolyn (C)	Female	2	1	3	4
17	HAYES Raphael	Male	2	5	1	6
19	THOMPSON Anna	Female	2	1	4	5
23	FREECHILD Dylan	Male	2	1	3	4
31	KOCHER Christopher (C)	Male	2	1	2	3
33	CULTON Dawn	Female	2	2	1	3
34	ING Henry	Male	2	3	2	5
37	TROP Claire	Female	2	4		4
52	CHASTAIN Claire	Female	2		1	1
79	ING Michael	Male	2	3	3	6
82	BROWNLEE Marques	Male	2	1	1	2
Coach: TSANG Matthew						

USA Played		
PR	JPN	13-8
PR	GER	13-12
PR	CHN	14 AUG

CHN - People's Republic of China

Shirts: White

No.	Name	Gender	GP	Goals	Assists	Total
1	ZHOU Zhaojie	Male	2	1	1	2
2	WEI Simei	Female	2		2	2
9	ZHANG Ying	Female	2			
10	ZENG Yu	Male	2		1	1
12	WANG Xuanxuan	Female	2	1	1	2
14	XU Yingyi	Male	2	3	1	4
20	MAO Quan	Male	2		6	6
22	LIU Bo	Male	2	2	1	3
23	GUO Jiarong	Male	2	3	1	4
27	GAO Xiaoyun	Female	2	2		2
59	LI Xin	Male	2	3	1	4
66	ZHOU Anqi	Female	2			
95	LI Xue (C)	Female	2	1		1
99	ZHANG Lu	Female	2		1	1
Coach: HO Zhi Hao, Benjamin (SGP)						

CHN Played		
PR	GER	8-13
PR	JPN	8-13
PR	USA	14 AUG

Legend:									
(C)	Captain	CL	Consolation	GP	Games Played	No.	Number	PR	Preliminary Round



Results

Game No: 11

USA 13 - 6 CHN

1st Half: 7 - 4
2nd Half: 6 - 2

USA - United States of America

No.	Name	Gender	Goals	Assists	Scoring Points	TO	Steals
5	HELTON Kaela Mae	Female	2	2	4		
7	GROOM Kameryn	Female		1	1		
10	LINDSLEY Grant	Male	1	2	3		
11	FINNEY Carolyn	Female	1		1		
17	HAYES Raphael	Male		2	2		
19	THOMPSON Anna	Female	1	2	3		
23	FRECHILD Dylan	Male		1	1		
31	KOCHER Christopher	Male		1	1		
33	CULTON Dawn	Female	1		1		
34	ING Henry	Male	1	1	2		
37	TROP Claire	Female	2		2		
52	CHASTAIN Claire	Female					
79	ING Michael	Male	2		2		
82	BROWNLEE Marques	Male	2	1	3		
Coach: KNOWLES Miranda							
Total			13	13	26		

Running Score

USA - CHN

1st Half

TROP C	1	0	
ING M	2	0	
THOMPSON A	3	0	
FINNEY C	4	0	
	4	1	ZHOU A
LINDSLEY G	5	1	
	5	2	ZHOU A
	5	3	LIU B
BROWNLEE M	6	3	
	6	4	XU Y
BROWNLEE M	7	4	

2nd Half

ING H	8	4	
TROP C	9	4	
CULTON D	10	4	
	10	5	GUO J
HELTON KM	11	5	
	11	6	ZENG Y
HELTON KM	12	6	
ING M	13	6	

CHN - People's Republic of China

No.	Name	Gender	Goals	Assists	Scoring Points	TO	Steals
1	ZHOU Zhaojie	Male					
2	WEI Simei	Female		1	1		
9	ZHANG Ying	Female					
10	ZENG Yu	Male	1	2	3		
12	WANG Xuanxuan	Female					
14	XU Yingyi	Male	1	1	2		
20	MAO Quan	Male					
22	LIU Bo	Male	1		1		
23	GUO Jiarong	Male	1	1	2		
27	GAO Xiaoyun	Female					
59	LI Xin	Male		1	1		
66	ZHOU Anqi	Female	2		2		
95	LI Xue	Female					
99	ZHANG Lu	Female					
Coach: GU Chenglong							
Total			6	6	12		

Team Statistics	USA	CHN
Goals from starting in Offense	6/7	5/13
Goals from starting in Defense	7/13	1/7
Number of Timeouts	1	
Successful Possessions	13/7	6/13

Legend:

No. Number TO Turnover



WATERSKI & WAKEBOARD

RESULTS BOOK

TABLE OF CONTENTS



46	Waterski & Wakeboard	5031
46.1	Table of Contents	5032
46.2	Competition Schedule	5039
46.3	Daily Schedule	5040
46.3.1	Daily Schedule 08.08.2025	5040
46.3.2	Daily Schedule 09.08.2025	5041
46.3.3	Daily Schedule 10.08.2025	5042
46.4	Number of Entries by NOC	5043
46.5	Entry List by NOC	5044
46.6	Medallists by Event	5046
46.7	Medal Standings	5047
46.8	Men's Cable Wakeboard	5048
46.8.1	Entry List by Event	5049
46.8.2	Round Summary	5050
46.8.3	Medallists	5051
46.8.4	Final	5052
46.8.4.1	Start List	5052
46.8.4.2	Results	5053
46.8.5	Semifinals	5054
46.8.5.1	Results Summary	5054
46.8.5.2	Heat 1	5055
46.8.5.2.1	Start List	5055
46.8.5.2.2	Results	5056
46.8.5.3	Heat 2	5057
46.8.5.3.1	Start List	5057
46.8.5.3.2	Results	5058
46.8.6	Last Chance Qualifiers	5059
46.8.6.1	Start List	5059
46.8.6.2	Results	5060
46.8.7	Qualification	5061
46.8.7.1	Results Summary	5061
46.8.7.2	Heat 1	5062
46.8.7.2.1	Start List	5062
46.8.7.2.2	Results	5063
46.8.7.3	Heat 2	5064
46.8.7.3.1	Start List	5064
46.8.7.3.2	Results	5065

RESULTS BOOK

TABLE OF CONTENTS

46.8.7.4	Heat 3	5066
46.8.7.4.1	Start List	5066
46.8.7.4.2	Results	5067
46.8.7.5	Heat 4	5068
46.8.7.5.1	Start List	5068
46.8.7.5.2	Results	5069
46.8.7.6	Heat 5	5070
46.8.7.6.1	Start List	5070
46.8.7.6.2	Results	5071
46.9	Men's Wake Surf Skim	5072
46.9.1	Entry List by Event	5073
46.9.2	Round Summary	5074
46.9.3	Medallists	5075
46.9.4	Final	5076
46.9.4.1	Start List	5076
46.9.4.2	Results	5077
46.9.5	Semifinals	5078
46.9.5.1	Results Summary	5078
46.9.5.2	Heat 1	5079
46.9.5.2.1	Start List	5079
46.9.5.2.2	Results	5080
46.9.5.3	Heat 2	5081
46.9.5.3.1	Start List	5081
46.9.5.3.2	Results	5082
46.9.6	Last Chance Qualifiers	5083
46.9.6.1	Start List	5083
46.9.6.2	Results	5084
46.9.7	Qualification	5085
46.9.7.1	Results Summary	5085
46.9.7.2	Heat 1	5086
46.9.7.2.1	Start List	5086
46.9.7.2.2	Results	5087
46.9.7.3	Heat 2	5088
46.9.7.3.1	Start List	5088
46.9.7.3.2	Results	5089
46.9.7.4	Heat 3	5090
46.9.7.4.1	Start List	5090
46.9.7.4.2	Results	5091
46.10	Men's Wakeboard Freestyle	5092
46.10.1	Entry List by Event	5093
46.10.2	Round Summary	5094
46.10.3	Medallists	5095
46.10.4	Final	5096
46.10.4.1	Start List	5096

RESULTS BOOK

TABLE OF CONTENTS

46.10.4.2	Results	5097
46.10.5	Semifinals	5098
46.10.5.1	Results Summary	5098
46.10.5.2	Heat 1	5099
46.10.5.2.1	Start List	5099
46.10.5.2.2	Results	5100
46.10.5.3	Heat 2	5101
46.10.5.3.1	Start List	5101
46.10.5.3.2	Results	5102
46.10.6	Last Chance Qualifiers	5103
46.10.6.1	Start List	5103
46.10.6.2	Results	5104
46.10.7	Qualification	5105
46.10.7.1	Results Summary	5105
46.10.7.2	Heat 1	5106
46.10.7.2.1	Start List	5106
46.10.7.2.2	Results	5107
46.10.7.3	Heat 2	5108
46.10.7.3.1	Start List	5108
46.10.7.3.2	Results	5109
46.10.7.4	Heat 3	5110
46.10.7.4.1	Start List	5110
46.10.7.4.2	Results	5111
46.11	Women's Cable Wakeboard	5112
46.11.1	Entry List by Event	5113
46.11.2	Round Summary	5114
46.11.3	Medallists	5115
46.11.4	Final	5116
46.11.4.1	Start List	5116
46.11.4.2	Results	5117
46.11.5	Semifinals	5118
46.11.5.1	Results Summary	5118
46.11.5.2	Heat 1	5119
46.11.5.2.1	Start List	5119
46.11.5.2.2	Results	5120
46.11.5.3	Heat 2	5121
46.11.5.3.1	Start List	5121
46.11.5.3.2	Results	5122
46.11.6	Last Chance Qualifiers	5123
46.11.6.1	Start List	5123
46.11.6.2	Results	5124
46.11.7	Qualification	5125
46.11.7.1	Results Summary	5125
46.11.7.2	Heat 1	5126

RESULTS BOOK

TABLE OF CONTENTS

46.11.7.2.1	Start List	5126
46.11.7.2.2	Results	5127
46.11.7.3	Heat 2	5128
46.11.7.3.1	Start List	5128
46.11.7.3.2	Results	5129
46.11.7.4	Heat 3	5130
46.11.7.4.1	Start List	5130
46.11.7.4.2	Results	5131
46.11.7.5	Heat 4	5132
46.11.7.5.1	Start List	5132
46.11.7.5.2	Results	5133
46.11.7.6	Heat 5	5134
46.11.7.6.1	Start List	5134
46.11.7.6.2	Results	5135
46.12	Women's Wake Surf Skim	5136
46.12.1	Entry List by Event	5137
46.12.2	Round Summary	5138
46.12.3	Medallists	5139
46.12.4	Final	5140
46.12.4.1	Start List	5140
46.12.4.2	Results	5141
46.12.5	Semifinals	5142
46.12.5.1	Results Summary	5142
46.12.5.2	Heat 1	5143
46.12.5.2.1	Start List	5143
46.12.5.2.2	Results	5144
46.12.5.3	Heat 2	5145
46.12.5.3.1	Start List	5145
46.12.5.3.2	Results	5146
46.12.6	Last Chance Qualifiers	5147
46.12.6.1	Start List	5147
46.12.6.2	Results	5148
46.12.7	Qualification	5149
46.12.7.1	Results Summary	5149
46.12.7.2	Heat 1	5150
46.12.7.2.1	Start List	5150
46.12.7.2.2	Results	5151
46.12.7.3	Heat 2	5152
46.12.7.3.1	Start List	5152
46.12.7.3.2	Results	5153
46.12.7.4	Heat 3	5154
46.12.7.4.1	Start List	5154
46.12.7.4.2	Results	5155
46.13	Women's Wakeboard Freestyle	5156

RESULTS BOOK

TABLE OF CONTENTS

46.13.1	Entry List by Event	5157
46.13.2	Round Summary	5158
46.13.3	Medallists	5159
46.13.4	Final	5160
46.13.4.1	Start List	5160
46.13.4.2	Results	5161
46.13.5	Semifinals	5162
46.13.5.1	Results Summary	5162
46.13.5.2	Heat 1	5163
46.13.5.2.1	Start List	5163
46.13.5.2.2	Results	5164
46.13.5.3	Heat 2	5165
46.13.5.3.1	Start List	5165
46.13.5.3.2	Results	5166
46.13.6	Last Chance Qualifiers	5167
46.13.6.1	Start List	5167
46.13.6.2	Results	5168
46.13.7	Qualification	5169
46.13.7.1	Results Summary	5169
46.13.7.2	Heat 1	5170
46.13.7.2.1	Start List	5170
46.13.7.2.2	Results	5171
46.13.7.3	Heat 2	5172
46.13.7.3.1	Start List	5172
46.13.7.3.2	Results	5173
46.13.7.4	Heat 3	5174
46.13.7.4.1	Start List	5174
46.13.7.4.2	Results	5175



Competition Schedule

As of FRI 8 AUG 2025

Date	Start Time	Event	
FRI 8 AUG	9:00	Women's Cable Wakeboard, Qualification	Sancha Lake Taohuadao Arena
	9:00	Women's Wake Surf Skim, Qualification	Sancha Lake Ma'anshan Arena
	11:00	Men's Cable Wakeboard, Qualification	Sancha Lake Taohuadao Arena
	11:02	Men's Wake Surf Skim, Qualification	Sancha Lake Ma'anshan Arena
	14:00	Women's Wakeboard Freestyle, Qualification	Sancha Lake Ma'anshan Arena
	15:40	Men's Wakeboard Freestyle, Qualification	Sancha Lake Ma'anshan Arena
SAT 9 AUG	8:30	Women's Wake Surf Skim, Last Chance Qualifiers	Sancha Lake Ma'anshan Arena
	9:10	Men's Wake Surf Skim, Last Chance Qualifiers	Sancha Lake Ma'anshan Arena
	10:05	Women's Wakeboard Freestyle, Last Chance Qualifiers	Sancha Lake Ma'anshan Arena
	10:53	Men's Wakeboard Freestyle, Last Chance Qualifiers	Sancha Lake Ma'anshan Arena
	11:35	Women's Cable Wakeboard, Last Chance Qualifiers	Sancha Lake Ma'anshan Arena
	11:55	Men's Cable Wakeboard, Last Chance Qualifiers	Sancha Lake Ma'anshan Arena
	12:55	Women's Cable Wakeboard, Semifinal	Sancha Lake Taohuadao Arena
	13:00	Women's Wake Surf Skim, Semifinal	Sancha Lake Ma'anshan Arena
	14:20	Men's Wake Surf Skim, Semifinal	Sancha Lake Ma'anshan Arena
	14:22	Men's Cable Wakeboard, Semifinal	Sancha Lake Taohuadao Arena
	16:10	Women's Wakeboard Freestyle, Semifinal	Sancha Lake Ma'anshan Arena
	17:30	Men's Wakeboard Freestyle, Semifinal	Sancha Lake Ma'anshan Arena
SUN 10 AUG	10:15	Women's Cable Wakeboard, Final	Sancha Lake Taohuadao Arena
	11:06	Men's Cable Wakeboard, Final	Sancha Lake Taohuadao Arena
	13:00	Women's Wake Surf Skim, Final	Sancha Lake Ma'anshan Arena
	13:58	Men's Wake Surf Skim, Final	Sancha Lake Ma'anshan Arena
	15:01	Women's Wakeboard Freestyle, Final	Sancha Lake Ma'anshan Arena
	15:59	Men's Wakeboard Freestyle, Final	Sancha Lake Ma'anshan Arena



Daily Schedule

FRI 8 AUG 2025

Start Time	Event	Round	
9:00	Women's Cable Wakeboard	Qualification	Sancha Lake Taohuadao Arena
9:00	Women's Wake Surf Skim	Qualification	Sancha Lake Taohuadao Arena
11:00	Men's Cable Wakeboard	Qualification	Sancha Lake Taohuadao Arena
11:02	Men's Wake Surf Skim	Qualification	Sancha Lake Taohuadao Arena
14:00	Women's Wakeboard Freestyle	Qualification	Sancha Lake Taohuadao Arena
15:40	Men's Wakeboard Freestyle	Qualification	Sancha Lake Taohuadao Arena



Daily Schedule

SAT 9 AUG 2025

Start Time	Event	Round	
8:30	Women's Wake Surf Skim	Last Chance Qualifiers	Sancha Lake Ma'anshan Arena
9:10	Men's Wake Surf Skim	Last Chance Qualifiers	Sancha Lake Ma'anshan Arena
10:05	Women's Wakeboard Freestyle	Last Chance Qualifiers	Sancha Lake Ma'anshan Arena
10:53	Men's Wakeboard Freestyle	Last Chance Qualifiers	Sancha Lake Ma'anshan Arena
11:30	Women's Cable Wakeboard	Last Chance Qualifiers	Sancha Lake Ma'anshan Arena
11:49	Men's Cable Wakeboard	Last Chance Qualifiers	Sancha Lake Ma'anshan Arena
12:40	Women's Cable Wakeboard	Semifinal	Sancha Lake Taohuadao Arena
13:00	Women's Wake Surf Skim	Semifinal	Sancha Lake Ma'anshan Arena
13:20	Women's Cable Wakeboard	Semifinal	Sancha Lake Taohuadao Arena
14:00	Men's Cable Wakeboard	Semifinal	Sancha Lake Taohuadao Arena
14:20	Men's Wake Surf Skim	Semifinal	Sancha Lake Ma'anshan Arena
Followed By	Men's Cable Wakeboard	Semifinal	Sancha Lake Taohuadao Arena
16:10	Women's Wakeboard Freestyle	Semifinal	Sancha Lake Ma'anshan Arena
17:30	Men's Wakeboard Freestyle	Semifinal	Sancha Lake Ma'anshan Arena



Daily Schedule

SUN 10 AUG 2025

Start Time	Event	Round	
10:00	Women's Cable Wakeboard	Final	Sancha Lake Taohuadao Arena
10:45	Men's Cable Wakeboard	Final	Sancha Lake Taohuadao Arena
13:00	Women's Wake Surf Skim	Final	Sancha Lake Ma'anshan Arena
13:58	Men's Wake Surf Skim	Final	Sancha Lake Ma'anshan Arena
15:01	Women's Wakeboard Freestyle	Final	Sancha Lake Ma'anshan Arena
15:59	Men's Wakeboard Freestyle	Final	Sancha Lake Ma'anshan Arena



Number of Entries by NOC

As of FRI 8 AUG 2025

NOC	Men				Women				Athlete Total
	Wakeboard	Wakeboard	Surf Skim	Total	Wakeboard	Wakeboard	Surf Skim	Total	
AIN - AIN					1			1	1
ARG - Argentina						1		1	1
AUS - Australia		1		1		1		1	2
AUT - Austria					1		1	2	2
BEL - Belgium						1		1	1
CAN - Canada		1		1			1	1	2
CHI - Chile						1		1	1
CHN - People's Republic of China	2	2	1	5	2	2	1	5	7
COL - Colombia		1		1					1
CRO - Croatia	1			1					1
ESP - Spain					1	1		2	2
FRA - France	1	1		2	2			2	4
GBR - Great Britain						1	1	2	2
GER - Germany	2	1	1	4	2		1	3	7
HKG - Hong Kong, China		1	2	3			1	1	4
HUN - Hungary	1			1					1
ISR - Israel					1			1	1
ITA - Italy	2	1	1	4	1	2	1	4	8
JPN - Japan		1	1	2		1	1	2	4
KOR - Republic of Korea		1	1	2		1	1	2	4
LAT - Latvia		1		1					1
MEX - Mexico		1		1					1
NED - Netherlands					1	1		2	1
NOR - Norway	1			1					1
NZL - New Zealand		1		1		1		1	2
PHI - Philippines	1		1	2					2
POL - Poland	1			1	1			1	2
SGP - Singapore			1	1			1	1	2
SUI - Switzerland			1	1					1
THA - Thailand	1		1	2	1		1	2	4
TPE - Chinese Taipei		1	1	2			1	1	3
UKR - Ukraine			1	1			1	1	2
USA - United States of America	2		1	3		1	1	2	5
Total:	15	15	14	44	14	15	14	43	83



Entry List by NOC

As of FRI 8 AUG 2025

NOC	Name	Date of Birth
AIN - AIN	RYZHOVA Ira	28 NOV 2005
ARG - Argentina	de ARMAS Eugenia	12 MAR 1999
AUS - Australia	BOLLARD Noah McCARTHY Mackenzie	17 JUL 2006 14 APR 2004
AUT - Austria	BINDER Alina FLEMME Mariella	10 SEP 1995 13 SEP 2004
BEL - Belgium	CASSART Luna	25 NOV 2003
CAN - Canada	GURR Joey RUSH Bailey	15 AUG 2002 6 APR 2000
CHI - Chile	HOLSCHER Nacha	26 AUG 2004
CHN - People's Republic of China	LI Mengdie LUO Hui XIONG Yinyin XU Lu YUE Han ZHANG Wei ZHUANG Tiancai	2 AUG 1993 30 JUN 1989 6 JAN 2011 26 AUG 2003 7 NOV 1992 24 NOV 1987 11 MAR 1999
COL - Colombia	ROCHA Jorge	14 NOV 1996
CRO - Croatia	GACIC Marko	8 FEB 1998
ESP - Spain	BODI Elena TAMARAL Noah	3 MAY 2004 6 JUN 2007
FRA - France	BOURA Juliet BOURDON Soline CADOUX Maxime DESCHAUX Loic	25 NOV 2001 13 OCT 2000 26 DEC 1999 20 JAN 2005
GBR - Great Britain	BICKLEY Christine MILLWARD Charlotte	5 MAR 1962 25 AUG 1995
GER - Germany	FENDRICH Wanley JONES Emely KRIZ Tara MILDE Max RICK Julia STIRM Meo WEIHERER Florian	25 DEC 2004 6 JAN 2005 17 OCT 2004 7 APR 2002 24 JUN 1993 4 APR 2007 20 OCT 2000
HKG - Hong Kong, China	CHENG Chun Hin Harry LO Toni WU Kate YEUNG Wai Kwok	3 FEB 2000 23 NOV 1979 21 OCT 1991 9 JAN 1985
HUN - Hungary	ORBAN Oliver	4 APR 2001
ISR - Israel	PRUZHANSKAIA Liza	3 APR 1995



Entry List by NOC

As of FRI 8 AUG 2025

NOC	Name	Date of Birth
ITA - Italy	CASTELLI Giulia	16 AUG 2007
	de TOLLIS Riccardo	13 MAR 2000
	GATTI Leo	29 AUG 2000
	MIATELLO Paola	31 MAR 1989
	PANACCIONE Gianmarco	3 JAN 1994
	PIFFARETTI Massi	2 APR 1995
	TITTARELLI Vanessa	30 NOV 2007
	VIRAG Alice	7 MAR 2000
JPN - Japan	KAGAWA Yuka	15 MAY 1975
	TEZUKA Shota	13 DEC 1993
	UMEMURA Kg	16 JUN 1977
	YOSHIHARA Hinata	20 AUG 2000
KOR - Republic of Korea	KIM Min	15 JUN 1984
	KIM Yunseo	3 NOV 2002
	MOON Joohee	29 AUG 1985
	YUN Heehyun	11 MAY 1999
LAT - Latvia	LINAVSKIS Rob	22 APR 1985
MEX - Mexico	MONROY Pablo	8 DEC 2003
NED - Netherlands	MEIJER Sanne	20 APR 1997
NOR - Norway	AAMODT Haakon	24 NOV 2005
NZL - New Zealand	HAAKMA Morgan	25 FEB 1997
	STEANS Logan	24 AUG 2006
PHI - Philippines	ORDONEZ Eric	4 DEC 1978
	TRINIDAD Raph	3 OCT 2001
POL - Poland	LOJEK Patryk	22 JUN 2007
	LUPIJ Julia	8 DEC 2005
SGP - Singapore	HONG LI Connie	2 OCT 1994
	MEECH Oliver	18 NOV 1991
SUI - Switzerland	KUNZ Michael	23 OCT 1989
THA - Thailand	FAKTONGYU Pp	20 MAY 2004
	FLYNN Anni	14 JUN 1998
	JOMBOON Bm	26 JUL 1999
	PIPATSAWADDHI Bhraebhim	17 SEP 2011
TPE - Chinese Taipei	CHEN Riona	6 MAR 2007
	YANG Shu-Kai	2 JUL 2008
	YANG Yu-Yeh	12 MAR 2007
UKR - Ukraine	CHUBA Chubaka	28 OCT 1982
	SOKOLOVA Sonya	10 JAN 2008
USA - United States of America	CLAUDIO Isaic	17 MAY 2008
	HUDSON Nicole	2 NOV 1979
	LAMBERT Jett	16 NOV 2009
	SMITH Kitt	21 JUL 2009
	ZEBARTH Colby	31 AUG 2005



Medallists by Event

As of SUN 10 AUG 2025

After 6 of 6 Events

Event Name	Date	Medal	Name	NOC Code
Men's Cable Wakeboard	SUN 10 AUG	GOLD	DESCHAUX Loïc	FRA
		SILVER	MILDE Max	GER
		BRONZE	WEIHERER Florian	GER
Men's Wakeboard Freestyle	SUN 10 AUG	GOLD	BOLLARD Noah	AUS
		SILVER	TEZUKA Shota	JPN
		BRONZE	KIM Yunseo	KOR
Men's Wake Surf Skim	SUN 10 AUG	GOLD	LAMBERT Jett	USA
		SILVER	ZHUANG Tiancai	CHN
		BRONZE	CHENG Chun Hin Harry	HKG
Women's Cable Wakeboard	SUN 10 AUG	GOLD	RICK Julia	GER
		SILVER	TITTARELLI Vanessa	ITA
		BRONZE	MEIJER Sanne	NED
Women's Wakeboard Freestyle	SUN 10 AUG	GOLD	XU Lu	CHN
		SILVER	VIRAG Alice	ITA
		BRONZE	de ARMAS Eugenia	ARG
Women's Wake Surf Skim	SUN 10 AUG	GOLD	RUSH Bailey	CAN
		SILVER	SOKOLOVA Sonya	UKR
		BRONZE	MOON Joohee	KOR



Medal Standings

As of SUN 10 AUG 2025

After 6 of 6 Events

Rank	NOC	Men				Women				Total				Rank by Total
		G	S	B	Tot	G	S	B	Tot	G	S	B	Tot	
1	GER - Germany		1	1	2	1			1	1	1	1	3	1
2	CHN - People's Republic of China		1		1	1			1	1	1		2	=2
3	AUS - Australia	1			1					1			1	=5
3	CAN - Canada					1			1	1			1	=5
3	FRA - France	1			1					1			1	=5
3	USA - United States of America	1			1					1			1	=5
7	ITA - Italy						2		2		2		2	=2
8	JPN - Japan		1		1						1		1	=5
8	UKR - Ukraine						1		1		1		1	=5
10	KOR - Republic of Korea			1	1			1	1			2	2	=2
11	ARG - Argentina							1	1			1	1	=5
11	HKG - Hong Kong, China			1	1							1	1	=5
11	NED - Netherlands							1	1			1	1	=5
Total:		3	3	3	9	3	3	3	9	6	6	6	18	

Legend:

= Equal sign indicates that two or more NOCs share the same rank by total **B** Bronze **G** Gold **S** Silver **Tot** Total

Timing and Results provided by Tissot



TWG
2025
CHENGDU



WATERSKI & WAKEBOARD

Men's Cable Wakeboard



Entry List by Event

As of FRI 8 AUG 2025

NOC	Bib Number	Name	Date of Birth
CHN - People's Republic of China	35	LUO Hui	30 JUN 1989
	34	ZHANG Wei	24 NOV 1987
CRO - Croatia	36	GACIC Marko	8 FEB 1998
FRA - France	37	DESCHAUX Loic	20 JAN 2005
GER - Germany	38	MILDE Max	7 APR 2002
	39	WEIHERER Florian	20 OCT 2000
HUN - Hungary	40	ORBAN Oliver	4 APR 2001
ITA - Italy	18	de TOLLIS Riccardo	13 MAR 2000
	19	GATTI Leo	29 AUG 2000
NOR - Norway	17	AAMODT Haakon	24 NOV 2005
PHI - Philippines	16	TRINIDAD Raph	3 OCT 2001
POL - Poland	15	LOJEK Patryk	22 JUN 2007
THA - Thailand	14	FAKTONGYU Pp	20 MAY 2004
USA - United States of America	12	CLAUDIO Isaic	17 MAY 2008
	13	ZEBARTH Colby	31 AUG 2005



Round Summary

As of SUN 10 AUG 2025

Rank	Name	NOC Code	Qualification		LCQ		Semifinals		Final	
			Result	Rank	Result	Rank	Result	Rank	Result	Rank
1	DESCHAUX Loic	FRA	80.40	1			89.80	1	95.00	1
2	MILDE Max	GER	83.00	1			86.60	2	92.80	2
3	WEIHERER Florian	GER	63.40	2			77.20	3	65.00	3
4	TRINIDAD Raph	PHI	80.20	1			70.80	3	56.60	4
5	ORBAN Oliver	HUN	74.20	1			73.00	2	54.00	5
6	CLAUDIO Isaic	USA	47.80	3	74.40	1	75.00	1	47.80	6
7	ZEBARTH Colby	USA	68.80	2			75.40	4		
8	LOJEK Patryk	POL	71.00	2			69.20	4		
9	de TOLLIS Riccardo	ITA	68.80	2			49.40	5		
10	FAKTONGYU Peeranat	THA	67.40	1			36.20	6		
11	AAMODT Haakon	NOR	46.80	3	53.80	2	30.00	5		
12	GACIC Marko	CRO	42.40	2				DNS		
13	GATTI Leo	ITA	59.60	3	52.00	3				
14	LUO Hui	CHN	40.00	3	33.80	4				
15	ZHANG Wei	CHN	25.00	3	20.00	5				

Legend:
DNS Did Not Start

LCQ Last Chance Qualifiers

Timing and Results provided by Tissot



Medallists

As of SUN 10 AUG 2025

Medal	Name	NOC
GOLD	DESCHAUX Loic	FRA - France
SILVER	MILDE Max	GER - Germany
BRONZE	WEIHERER Florian	GER - Germany



SUN 10 AUG 2025
Start Time: 10:45

Start List

Order	Name	NOC Code
1	WEIHERER Florian	GER
2	TRINIDAD Raph	PHI
3	MILDE Max	GER
4	ORBAN Oliver	HUN
5	DESCHAUX Loic	FRA
6	CLAUDIO Isaic	USA



SUN 10 AUG 2025
Start Time: 11:50

Results

Rank	Name	NOC Code	Run 1	Run 2	Result	Remark
1	DESCHAUX Loic	FRA	87.40	95.00	95.00	
2	MILDE Max	GER	90.60	92.80	92.80	
3	WEIHERER Florian	GER	65.00		65.00	
4	TRINIDAD Raph	PHI	27.60	56.60	56.60	
5	ORBAN Oliver	HUN	51.00	54.00	54.00	
6	CLAUDIO Isaic	USA	44.00	47.80	47.80	



Results Summary

Heat 1

Rank	Name	NOC Code	Seeding	Result	Remark
1	DESCHAUX Loic	FRA		89.80	Q
2	MILDE Max	GER		86.60	Q
3	WEIHERER Florian	GER		77.20	Q
4	ZEBARTH Colby	USA		75.40	
5	AAMODT Haakon	NOR		30.00	
6	GACIC Marko	CRO			

Heat 2

Rank	Name	NOC Code	Seeding	Result	Remark
1	CLAUDIO Isaic	USA		75.00	Q
2	ORBAN Oliver	HUN		73.00	Q
3	TRINIDAD Raph	PHI		70.80	Q
4	LOJEK Patryk	POL		69.20	
5	de TOLLIS Riccardo	ITA		49.40	
6	FAKTONGYU Pp	THA		36.20	

Legend:

Q Qualified

Timing and Results provided by Tissot



Start List

Order	Name	NOC Code
1	AAMODT Haakon	NOR
2	GACIC Marko	CRO
3	ZEBARTH Colby	USA
4	WEIHERER Florian	GER
5	MILDE Max	GER
6	DESCHAUX Loic	FRA

Qualification rule: Top 3 advance to Finals



Results

Rank	Name	NOC Code	Run 1	Run 2	Result	Remark
1	DESCHAUX Loic	FRA	83.80	89.80	89.80	Q
2	MILDE Max	GER	68.00	86.60	86.60	Q
3	WEIHERER Florian	GER	77.20		77.20	Q
4	ZEBARTH Colby	USA	70.60	75.40	75.40	
5	AAMODT Haakon	NOR	15.00	30.00	30.00	
DNS	GACIC Marko	CRO				

Legend:

DNS Did Not Start

Q Qualified

Timing and Results provided by Tissot



Start List

Order	Name	NOC Code
1	CLAUDIO Isaic	USA
2	LOJEK Patryk	POL
3	de TOLLIS Riccardo	ITA
4	TRINIDAD Raph	PHI
5	ORBAN Oliver	HUN
6	FAKTONGYU Peeranat	THA

Qualification rule: Top 3 advance to Finals



Results

Rank	Name	NOC Code	Run 1	Run 2	Result	Remark
1	CLAUDIO Isaic	USA	75.00		75.00	Q
2	ORBAN Oliver	HUN	63.60	73.00	73.00	Q
3	TRINIDAD Raph	PHI	70.80		70.80	Q
4	LOJEK Patryk	POL	67.60	69.20	69.20	
5	de TOLLIS Riccardo	ITA	49.40		49.40	
6	FAKTONGYU Peeranat	THA	36.20		36.20	

Legend:

Q Qualified

Timing and Results provided by Tissot



SAT 9 AUG 2025
Start Time: 11:55

Start List

Order	Name	NOC Code
1	ZHANG Wei	CHN
2	LUO Hui	CHN
3	AAMODT Haakon	NOR
4	CLAUDIO Isaic	USA
5	GATTI Leo	ITA

Qualification rule: Top 2 advance to Semifinals



SAT 9 AUG 2025
Start Time: 12:15

Results

Rank	Name	NOC Code	Result	Remark
1	CLAUDIO Isaic	USA	74.40	Q
2	AAMODT Haakon	NOR	53.80	Q
3	GATTI Leo	ITA	52.00	
4	LUO Hui	CHN	33.80	
5	ZHANG Wei	CHN	20.00	

Legend:

Q Qualified

Timing and Results provided by Tissot



Results Summary

Heat 1

Rank	Name	NOC Code	Seeding	Result	Remark
1	TRINIDAD Raph	PHI		80.20	Q
2	GACIC Marko	CRO		42.40	Q
3	ZHANG Wei	CHN		25.00	R

Heat 2

Rank	Name	NOC Code	Seeding	Result	Remark
1	MILDE Max	GER		83.00	Q
2	LOJEK Patryk	POL		71.00	Q
3	LUO Hui	CHN		40.00	R

Heat 3

Rank	Name	NOC Code	Seeding	Result	Remark
1	ORBAN Oliver	HUN		74.20	Q
2	ZEBARTH Colby	USA		68.80	Q
3	AAMODT Haakon	NOR		46.80	R

Heat 4

Rank	Name	NOC Code	Seeding	Result	Remark
1	DESCHAUX Loic	FRA		80.40	Q
2	de TOLLIS Riccardo	ITA		68.80	Q
3	CLAUDIO Isaic	USA		47.80	R

Heat 5

Rank	Name	NOC Code	Seeding	Result	Remark
1	FAKTONGYU Pp	THA		67.40	Q
2	WEIHERER Florian	GER		63.40	Q
3	GATTI Leo	ITA		59.60	R

Legend:

Q Qualified

R

Qualified for Last Chance Qualifiers

Timing and Results provided by Tissot



Start List

Order	Name	NOC Code
1	ZHANG Wei	CHN
2	GACIC Marko	CRO
3	TRINIDAD Raph	PHI



Results

Rank	Name	NOC Code	Run 1	Run 2	Result	Remark
1	TRINIDAD Raph	PHI	80.20		80.20	Q
2	GACIC Marko	CRO	42.40		42.40	Q
3	ZHANG Wei	CHN	25.00		25.00	R

Legend:

Q Qualified

R

Qualified for Last Chance Qualifiers

Timing and Results provided by Tissot



Start List

Order	Name	NOC Code
1	LUO Hui	CHN
2	MILDE Max	GER
3	LOJEK Patryk	POL



Results

Rank	Name	NOC Code	Run 1	Run 2	Result	Remark
1	LOJEK Patryk	POL	71.00		71.00	Q
2	MILDE Max	GER	83.00		83.00	Q
3	LUO Hui	CHN	35.00	40.00	40.00	R

Legend:

Q Qualified

R

Qualified for Last Chance Qualifiers

Timing and Results provided by Tissot



Start List

Order	Name	NOC Code
1	ZEBARTH Colby	USA
2	AAMODT Haakon	NOR
3	ORBAN Oliver	HUN



Results

Rank	Name	NOC Code	Run 1	Run 2	Result	Remark
1	ORBAN Oliver	HUN	74.20		74.20	Q
2	ZEBARTH Colby	USA	60.00	68.80	68.80	Q
3	AAMODT Haakon	NOR	46.80		46.80	R

Legend:

Q Qualified

R

Qualified for Last Chance Qualifiers

Timing and Results provided by Tissot



Start List

Order	Name	NOC Code
1	CLAUDIO Isaic	USA
2	de TOLLIS Riccardo	ITA
3	DESCHAUX Loic	FRA



Results

Rank	Name	NOC Code	Run 1	Run 2	Result	Remark
1	DESCHAUX Loic	FRA	80.40		80.40	Q
2	de TOLLIS Riccardo	ITA	68.80		68.80	Q
3	CLAUDIO Isaic	USA	3.00	47.80	47.80	R

Legend:

Q Qualified

R

Qualified for Last Chance Qualifiers

Timing and Results provided by Tissot



Start List

Order	Name	NOC Code
1	FAKTONGYU Pp	THA
2	GATTI Leo	ITA
3	WEIHERER Florian	GER



Results

Rank	Name	NOC Code	Run 1	Run 2	Result	Remark
1	FAKTONGYU Pp	THA	50.00	67.40	67.40	Q
2	WEIHERER Florian	GER	63.40		63.40	Q
3	GATTI Leo	ITA	59.60		59.60	R

Legend:

Q Qualified

R

Qualified for Last Chance Qualifiers

Timing and Results provided by Tissot



WATERSKI & WAKEBOARD

Men's Wake Surf Skim



Entry List by Event

As of FRI 8 AUG 2025

NOC	Bib Number	Name	Date of Birth
CHN - People's Republic of China	66	ZHUANG Tiancai	11 MAR 1999
GER - Germany	44	STIRM Meo	4 APR 2007
HKG - Hong Kong, China	45	CHENG Chun Hin Harry	3 FEB 2000
	56	YEUNG Wai Kwok	9 JAN 1985
ITA - Italy	54	PANACCIONE Gianmarco	3 JAN 1994
JPN - Japan	39	UMEMURA Kg	16 JUN 1977
KOR - Republic of Korea	69	KIM Min	15 JUN 1984
PHI - Philippines	43	ORDONEZ Eric	4 DEC 1978
SGP - Singapore	47	MEECH Oliver	18 NOV 1991
SUI - Switzerland	46	KUNZ Michael	23 OCT 1989
THA - Thailand	49	JOMBOON Bm	26 JUL 1999
TPE - Chinese Taipei	63	YANG Shu-Kai	2 JUL 2008
UKR - Ukraine	57	CHUBA Chubaka	28 OCT 1982
USA - United States of America	36	LAMBERT Jett	16 NOV 2009



Round Summary

As of SUN 10 AUG 2025

Rank	Name	NOC Code	Qualification		LCQ		Semifinals		Final	
			Result	Rank	Result	Rank	Result	Rank	Result	Rank
1	LAMBERT Jett	USA	83.75	1			83.33	1	85.00	1
2	ZHUANG Tiancai	CHN	45.00	4	73.33	1	60.00	2	65.67	2
3	CHENG Chun Hin Harry	HKG	37.67	3			50.00	3	59.00	3
4	JOMBOON Bm	THA	80.00	1			78.75	1	57.00	4
5	YANG Shu-Kai	TPE	50.83	1			55.00	2	55.33	5
6	KUNZ Michael	SUI	44.00	2			53.33	3	50.00	6
7	MEECH Oliver	SGP	50.00	3			46.67	4		
8	YEUNG Wai Kwok	HKG	60.00	2			43.75	4		
9	ORDONEZ Eric	PHI	36.67	2			40.00	5		
10	CHUBA Chubaka	UKR	30.00	3			25.00	5		
11	KIM Min	KOR	23.33	5	48.33	2				
12	PANACCIONE Gianmarco	ITA	30.00	5	35.00	3				
13	UMEMURA Kg	JPN	26.58	4	30.50	4				
14	STIRM Meo	GER	25.00	4	20.00	5				

Legend:
LCQ Last Chance Qualifiers

Timing and Results provided by Tissot



Medallists

As of SUN 10 AUG 2025

Medal	Name	NOC
GOLD	LAMBERT Jett	USA - United States of America
SILVER	ZHUANG Tiancai	CHN - People's Republic of China
BRONZE	CHENG Chun Hin Harry	HKG - Hong Kong, China



Start List

Order	Bib	Name	NOC Code
1	46	KUNZ Michael	SUI
2	67	CHENG Chun Hin Harry	HKG
3	66	ZHUANG Tiancai	CHN
4	63	YANG Shu-Kai	TPE
5	36	LAMBERT Jett	USA
6	49	JOMBOON Bm	THA



SUN 10 AUG 2025
Start Time: 13:58

Results

Rank	Name	NOC Code	Execution	Intensity	Difficulty	Variety	Total	Remark
1	LAMBERT Jett	USA	8.50	8.50	8.50	8.50	85.00	
2	ZHUANG Tiancai	CHN	6.57	6.57	6.57	6.57	65.67	
3	CHENG Chun Hin Harry	HKG	5.90	5.90	5.90	5.90	59.00	
4	JOMBOON Bm	THA	5.70	5.70	5.70	5.70	57.00	
5	YANG Shu-Kai	TPE	5.53	5.53	5.53	5.53	55.33	
6	KUNZ Michael	SUI	5.00	5.00	5.00	5.00	50.00	



Results Summary

Heat 1

Rank	Name	NOC Code	Seeding	Total	Remark
1	LAMBERT Jett	USA		83.33	Q
2	ZHUANG Tiancai	CHN		60.00	Q
3	KUNZ Michael	SUI		53.33	Q
4	MEECH Oliver	SGP		46.67	
5	ORDONEZ Eric	PHI		40.00	

Heat 2

Rank	Name	NOC Code	Seeding	Total	Remark
1	JOMBOON Bm	THA		78.75	Q
2	YANG Shu-Kai	TPE		55.00	Q
3	CHENG Chun Hin Harry	HKG		50.00	Q
4	YEUNG Wai Kwok	HKG		43.75	
5	CHUBA Chubaka	UKR		25.00	

Legend:

Q Qualified

Timing and Results provided by Tissot



Start List

Order	Bib	Name	NOC Code
1	66	ZHUANG Tiancai	CHN
2	47	MEECH Oliver	SGP
3	43	ORDONEZ Eric	PHI
4	46	KUNZ Michael	SUI
5	36	LAMBERT Jett	USA

Qualification rule: Top 3 advance to Finals



SAT 9 AUG 2025
Start Time: 14:20

Results

Rank	Name	NOC Code	Execution	Intensity	Difficulty	Variety	Total	Remark
1	LAMBERT Jett	USA	8.33	8.33	8.33	8.33	83.33	Q
2	ZHUANG Tiancai	CHN	6.00	6.00	6.00	6.00	60.00	Q
3	KUNZ Michael	SUI	5.33	5.33	5.33	5.33	53.33	Q
4	MEECH Oliver	SGP	4.67	4.67	4.67	4.67	46.67	
5	ORDONEZ Eric	PHI	4.00	4.00	4.00	4.00	40.00	

Legend:

Q Qualified

Timing and Results provided by Tissot



Start List

Order	Bib	Name	NOC Code
1	67	CHENG Chun Hin Harry	HKG
2	57	CHUBA Chubaka	UKR
3	56	YEUNG Wai Kwok	HKG
4	63	YANG Shu-Kai	TPE
5	49	JOMBOON Bm	THA

Qualification rule: Top 3 advance to Finals



SAT 9 AUG 2025
Start Time: 14:20

Results

Rank	Name	NOC Code	Execution	Intensity	Difficulty	Variety	Total	Remark
1	JOMBOON Bm	THA	7.83	7.83	7.83	8.00	78.75	Q
2	YANG Shu-Kai	TPE	5.33	5.33	5.67	5.67	55.00	Q
3	CHENG Chun Hin Harry	HKG	5.00	5.00	5.00	5.00	50.00	Q
4	YEUNG Wai Kwok	HKG	4.33	4.50	4.33	4.33	43.75	
5	CHUBA Chubaka	UKR	2.50	2.50	2.50	2.50	25.00	

Legend:

Q Qualified

Timing and Results provided by Tissot



SAT 9 AUG 2025
Start Time: 9:10

Start List

Order	Name	NOC Code
1	PANACCIONE Gianmarco	ITA
2	KIM Min	KOR
3	UMEMURA Kg	JPN
4	ZHUANG Tiancai	CHN
5	STIRM Meo	GER

Qualification rule: Best advances to Semifinals



SAT 9 AUG 2025
Start Time: 9:10

Results

Rank	Name	NOC Code	Execution	Intensity	Difficulty	Variety	Total	Remark
1	ZHUANG Tiancai	CHN	7.33	7.33	7.33	7.33	73.33	Q
2	KIM Min	KOR	4.83	4.83	4.83	4.83	48.33	
3	PANACCIONE Gianmarco	ITA	3.50	3.50	3.50	3.50	35.00	
4	UMEMURA Kg	JPN	3.10	3.10	3.00	3.00	30.50	
5	STIRM Meo	GER	2.00	2.00	2.00	2.00	20.00	

Legend:

Q Qualified

Timing and Results provided by Tissot



Results Summary

Heat 1

Rank	Name	NOC Code	Seeding	Total	Remark
1	YANG Shu-Kai	TPE		50.83	Q
2	KUNZ Michael	SUI		44.00	Q
3	CHENG Chun Hin Harry	HKG		37.67	Q
4	STIRM Meo	GER		25.00	R

Heat 2

Rank	Name	NOC Code	Seeding	Total	Remark
1	LAMBERT Jett	USA		83.75	Q
2	YEUNG Wai Kwok	HKG		60.00	Q
3	MEECH Oliver	SGP		50.00	Q
4	ZHUANG Tiancai	CHN		45.00	R
5	PANACCIONE Gianmarco	ITA		30.00	R

Heat 3

Rank	Name	NOC Code	Seeding	Total	Remark
1	JOMBOON Bm	THA		80.00	Q
2	ORDONEZ Eric	PHI		36.67	Q
3	CHUBA Chubaka	UKR		30.00	Q
4	UMEMURA Kg	JPN		26.58	R
5	KIM Min	KOR		23.33	R

Legend:

Q Qualified

R Qualified for Last Chance Qualifiers

Timing and Results provided by Tissot



Start List

Order	Name	NOC Code
1	STIRM Meo	GER
2	YANG Shu-Kai	TPE
3	CHENG Chun Hin Harry	HKG
4	KUNZ Michael	SUI



Results

Rank	Name	NOC Code	Execution	Intensity	Difficulty	Variety	Total	Remark
1	YANG Shu-Kai	TPE	5.00	5.00	5.17	5.17	50.83	Q
2	KUNZ Michael	SUI	4.40	4.40	4.40	4.40	44.00	Q
3	CHENG Chun Hin Harry	HKG	3.77	3.77	3.77	3.77	37.67	Q
4	STIRM Meo	GER	2.50	2.50	2.50	2.50	25.00	R

Legend:

Q Qualified

R

Qualified for Last Chance Qualifiers

Timing and Results provided by Tissot



Start List

Order	Name	NOC Code
1	MEECH Oliver	SGP
2	PANACCIONE Gianmarco	ITA
3	LAMBERT Jett	USA
4	ZHUANG Tiancai	CHN
5	YEUNG Wai Kwok	HKG



Results

Rank	Name	NOC Code	Execution	Intensity	Difficulty	Variety	Total	Remark
1	LAMBERT Jett	USA	8.33	8.50	8.33	8.33	83.75	Q
2	YEUNG Wai Kwok	HKG	6.00	6.00	6.00	6.00	60.00	Q
3	MEECH Oliver	SGP	5.00	5.00	5.00	5.00	50.00	Q
4	ZHUANG Tiancai	CHN	4.50	4.50	4.50	4.50	45.00	R
5	PANACCIONE Gianmarco	ITA	3.00	3.00	3.00	3.00	30.00	R

Legend:

Q Qualified

R

Qualified for Last Chance Qualifiers

Timing and Results provided by Tissot



Start List

Order	Name	NOC Code
1	CHUBA Chubaka	UKR
2	ORDONEZ Eric	PHI
3	KIM Min	KOR
4	UMEMURA Kg	JPN
5	JOMBOON Bm	THA



FRI 8 AUG 2025
Start Time: 11:02

Results

Rank	Name	NOC Code	Execution	Intensity	Difficulty	Variety	Total	Remark
1	JOMBOON Bm	THA	8.00	8.00	8.00	8.00	80.00	Q
2	ORDONEZ Eric	PHI	3.67	3.67	3.67	3.67	36.67	Q
3	CHUBA Chubaka	UKR	3.00	3.00	3.00	3.00	30.00	Q
4	UMEMURA Kg	JPN	2.67	2.67	2.67	2.63	26.58	R
5	KIM Min	KOR	2.33	2.33	2.33	2.33	23.33	R

Legend:

Q Qualified

R

Qualified for Last Chance Qualifiers

Timing and Results provided by Tissot



WATERSKI & WAKEBOARD

Men's Wakeboard Freestyle



Entry List by Event

As of FRI 8 AUG 2025

NOC	Bib Number	Name	Date of Birth
AUS - Australia	12	BOLLARD Noah	17 JUL 2006
CAN - Canada	52	GURR Joey	15 AUG 2002
CHN - People's Republic of China	6 34	YUE Han ZHANG Wei	7 NOV 1992 24 NOV 1987
COL - Colombia	60	ROCHA Jorge	14 NOV 1996
FRA - France	13	CADOUX Maxime	26 DEC 1999
GER - Germany	14	FENDRICH Wanley	25 DEC 2004
HKG - Hong Kong, China	33	LO Toni	23 NOV 1979
ITA - Italy	7	PIFFARETTI Massi	2 APR 1995
JPN - Japan	15	TEZUKA Shota	13 DEC 1993
KOR - Republic of Korea	23	KIM Yunseo	3 NOV 2002
LAT - Latvia	17	LINAVSKIS Rob	22 APR 1985
MEX - Mexico	8	MONROY Pablo	8 DEC 2003
NZL - New Zealand	9	STEANS Logan	24 AUG 2006
TPE - Chinese Taipei	21	YANG Yu-Yeh	12 MAR 2007



Round Summary

As of SUN 10 AUG 2025

Rank	Name	NOC Code	Qualification		LCQ		Semifinals		Final	
			Result	Rank	Result	Rank	Result	Rank	Result	Rank
1	BOLLARD Noah	AUS	33.89	5	60.11	1	78.89	1	74.78	1
2	TEZUKA Shota	JPN	80.67	1			58.00	2	72.78	2
3	KIM Yunseo	KOR	72.56	2			62.33	2	69.11	3
4	MONROY Pablo	MEX	72.22	2			54.22	3	62.00	4
5	CADOUX Maxime	FRA	73.89	1			61.67	3	46.67	5
6	PIFFARETTI Massi	ITA	74.33	1			77.33	1	44.78	6
7	ROCHA Jorge	COL	70.78	2			57.78	4		
8	YANG Yu-Yeh	TPE	72.11	3			44.56	4		
9	GURR Joey	CAN	68.33	3			39.22	5		
10	LINAVSKIS Rob	LAT	44.11	3			35.11	5		
11	FENDRICH Wanley	GER	30.56	4	57.22	2				
12	ZHANG Wei	CHN	39.78	4	54.78	3				
13	YUE Han	CHN	30.11	5	42.78	4				
14	STEANS Logan	NZL	44.11	4	40.00	5				
15	LO Toni	HKG	32.56	5	29.89	6				

Legend:
LCQ Last Chance Qualifiers

Timing and Results provided by Tissot



Medallists

As of SUN 10 AUG 2025

Medal	Name	NOC
GOLD	BOLLARD Noah	AUS - Australia
SILVER	TEZUKA Shota	JPN - Japan
BRONZE	KIM Yunseo	KOR - Republic of Korea



SUN 10 AUG 2025
Start Time: 15:59

Start List

Order	Bib	Name	NOC Code
1	13	CADOUX Maxime	FRA
2	8	MONROY Pablo	MEX
3	23	KIM Yunseo	KOR
4	15	TEZUKA Shota	JPN
5	12	BOLLARD Noah	AUS
6	7	PIFFARETTI Massi	ITA



SUN 10 AUG 2025
Start Time: 15:59

Results

Rank	Name	NOC Code	Execution	Intensity	Composition	Total	Remark
1	BOLLARD Noah	AUS	7.60	7.60	7.23	74.78	
2	TEZUKA Shota	JPN	7.33	7.30	7.20	72.78	
3	KIM Yunseo	KOR	6.93	6.93	6.87	69.11	
4	MONROY Pablo	MEX	6.33	6.17	6.10	62.00	
5	CADOUX Maxime	FRA	4.67	4.67	4.67	46.67	
6	PIFFARETTI Massi	ITA	4.50	4.60	4.33	44.78	



Results Summary

Heat 1

Rank	Name	NOC Code	Seeding	Total	Remark
1	BOLLARD Noah	AUS		78.89	Q
2	KIM Yunseo	KOR		62.33	Q
3	CADOUX Maxime	FRA		61.67	Q
4	ROCHA Jorge	COL		57.78	
5	GURR Joey	CAN		39.22	

Heat 2

Rank	Name	NOC Code	Seeding	Total	Remark
1	PIFFARETTI Massi	ITA		77.33	Q
2	TEZUKA Shota	JPN		58.00	Q
3	MONROY Pablo	MEX		54.22	Q
4	YANG Yu-Yeh	TPE		44.56	
5	LINAVSKIS Rob	LAT		35.11	

Legend:

Q Qualified

Timing and Results provided by Tissot



SAT 9 AUG 2025
Start Time: 17:30

Start List

Order	Bib	Name	NOC Code
1	12	BOLLARD Noah	AUS
2	52	GURR Joey	CAN
3	60	ROCHA Jorge	COL
4	23	KIM Yunseo	KOR
5	13	CADOUX Maxime	FRA

Qualification rule: Top 3 advance to Finals



SAT 9 AUG 2025
Start Time: 17:30

Results

Rank	Name	NOC Code	Execution	Intensity	Composition	Total	Remark
1	BOLLARD Noah	AUS	7.93	7.87	7.87	78.89	Q
2	KIM Yunseo	KOR	6.20	6.40	6.10	62.33	Q
3	CADOUX Maxime	FRA	6.20	6.13	6.17	61.67	Q
4	ROCHA Jorge	COL	5.83	5.87	5.63	57.78	
5	GURR Joey	CAN	3.90	3.97	3.90	39.22	

Legend:

Q Qualified

Timing and Results provided by Tissot



SAT 9 AUG 2025
Start Time: 17:30

Start List

Order	Bib	Name	NOC Code
1	21	YANG Yu-Yeh	TPE
2	17	LINAVSKIS Rob	LAT
3	8	MONROY Pablo	MEX
4	7	PIFFARETTI Massi	ITA
5	15	TEZUKA Shota	JPN

Qualification rule: Top 3 advance to Finals



SAT 9 AUG 2025
Start Time: 17:30

Results

Rank	Name	NOC Code	Execution	Intensity	Composition	Total	Remark
1	PIFFARETTI Massi	ITA	7.73	7.70	7.77	77.33	Q
2	TEZUKA Shota	JPN	5.80	5.83	5.77	58.00	Q
3	MONROY Pablo	MEX	5.40	5.53	5.33	54.22	Q
4	YANG Yu-Yeh	TPE	4.43	4.50	4.43	44.56	
5	LINAVSKIS Rob	LAT	3.57	3.57	3.40	35.11	

Legend:

Q Qualified

Timing and Results provided by Tissot



SAT 9 AUG 2025
Start Time: 10:53

Start List

Order	Name	NOC Code
1	BOLLARD Noah	AUS
2	LO Toni	HKG
3	YUE Han	CHN
4	FENDRICH Wanley	GER
5	STEANS Logan	NZL
6	ZHANG Wei	CHN

Qualification rule: Best advances to Semifinals



SAT 9 AUG 2025
Start Time: 10:53

Results

Rank	Name	NOC Code	Execution	Intensity	Composition	Total	Remark
1	BOLLARD Noah	AUS	6.00	6.03	6.00	60.11	Q
2	FENDRICH Wanley	GER	5.70	5.83	5.63	57.22	
3	ZHANG Wei	CHN	5.43	5.57	5.43	54.78	
4	YUE Han	CHN	4.27	4.33	4.23	42.78	
5	STEANS Logan	NZL	4.00	3.93	4.07	40.00	
6	LO Toni	HKG	3.00	3.00	2.97	29.89	

Legend:

Q Qualified

Timing and Results provided by Tissot



Results Summary

Heat 1

Rank	Name	NOC Code	Seeding	Total	Remark
1	PIFFARETTI Massi	ITA		74.33	Q
2	KIM Yunseo	KOR		72.56	Q
3	YANG Yu-Yeh	TPE		72.11	Q
4	ZHANG Wei	CHN		39.78	R
5	BOLLARD Noah	AUS		33.89	R

Heat 2

Rank	Name	NOC Code	Seeding	Total	Remark
1	CADOUX Maxime	FRA		73.89	Q
2	MONROY Pablo	MEX		72.22	Q
3	GURR Joey	CAN		68.33	Q
4	STEANS Logan	NZL		44.11	R
5	LO Toni	HKG		32.56	R

Heat 3

Rank	Name	NOC Code	Seeding	Total	Remark
1	TEZUKA Shota	JPN		80.67	Q
2	ROCHA Jorge	COL		70.78	Q
3	LINAVSKIS Rob	LAT		44.11	Q
4	FENDRICH Wanley	GER		30.56	R
5	YUE Han	CHN		30.11	R

Legend:

Q Qualified

R

Qualified for Last Chance Qualifiers

Timing and Results provided by Tissot



FRI 8 AUG 2025
Start Time: 15:40

Start List

Order	Name	NOC Code
1	ZHANG Wei	CHN
2	BOLLARD Noah	AUS
3	YANG Yu-Yeh	TPE
4	KIM Yunseo	KOR
5	PIFFARETTI Massi	ITA



FRI 8 AUG 2025
Start Time: 15:40

Results

Rank	Name	NOC Code	Execution	Intensity	Composition	Total	Remark
1	PIFFARETTI Massi	ITA	7.47	7.40	7.43	74.33	Q
2	KIM Yunseo	KOR	7.23	7.23	7.30	72.56	Q
3	YANG Yu-Yeh	TPE	7.27	7.20	7.17	72.11	Q
4	ZHANG Wei	CHN	3.97	4.00	3.97	39.78	R
5	BOLLARD Noah	AUS	3.43	3.40	3.33	33.89	R

Legend:

Q Qualified

R

Qualified for Last Chance Qualifiers

Timing and Results provided by Tissot



Start List

Order	Name	NOC Code
1	LO Toni	HKG
2	STEANS Logan	NZL
3	GURR Joey	CAN
4	MONROY Pablo	MEX
5	CADOUX Maxime	FRA



FRI 8 AUG 2025
Start Time: 15:40

Results

Rank	Name	NOC Code	Execution	Intensity	Composition	Total	Remark
1	CADOUX Maxime	FRA	7.47	7.40	7.30	73.89	Q
2	MONROY Pablo	MEX	7.37	7.10	7.20	72.22	Q
3	GURR Joey	CAN	6.97	6.93	6.60	68.33	Q
4	STEANS Logan	NZL	4.43	4.33	4.47	44.11	R
5	LO Toni	HKG	3.30	3.27	3.20	32.56	R

Legend:

Q Qualified

R Qualified for Last Chance Qualifiers

Timing and Results provided by Tissot



Start List

Order	Name	NOC Code
1	YUE Han	CHN
2	LINAVSKIS Rob	LAT
3	ROCHA Jorge	COL
4	FENDRICH Wanley	GER
5	TEZUKA Shota	JPN



FRI 8 AUG 2025
Start Time: 15:40

Results

Rank	Name	NOC Code	Execution	Intensity	Composition	Total	Remark
1	TEZUKA Shota	JPN	8.07	8.07	8.07	80.67	Q
2	ROCHA Jorge	COL	7.17	7.00	7.07	70.78	Q
3	LINAVSKIS Rob	LAT	4.43	4.37	4.43	44.11	Q
4	FENDRICH Wanley	GER	3.03	3.13	3.00	30.56	R
5	YUE Han	CHN	3.00	3.03	3.00	30.11	R

Legend:

Q Qualified

R

Qualified for Last Chance Qualifiers

Timing and Results provided by Tissot



TWG
2025
CHENGDU



WATERSKI & WAKEBOARD

Women's Cable Wakeboard



Entry List by Event

As of FRI 8 AUG 2025

NOC	Bib Number	Name	Date of Birth
AIN - AIN	30	RYZHOVA Ira	28 NOV 2005
AUT - Austria	21	FLEMMER Mariella	13 SEP 2004
CHN - People's Republic of China	20	XIONG Yinyin	6 JAN 2011
	22	XU Lu	26 AUG 2003
ESP - Spain	23	BODI Elena	3 MAY 2004
FRA - France	25	BOURA Juliet	25 NOV 2001
	24	BOURDON Soline	13 OCT 2000
GER - Germany	27	JONES Emely	6 JAN 2005
	26	RICK Julia	24 JUN 1993
ISR - Israel	28	PRUZHANSKAIA Liza	3 APR 1995
ITA - Italy	29	TITTARELLI Vanessa	30 NOV 2007
NED - Netherlands	31	MEIJER Sanne	20 APR 1997
POL - Poland	32	LUPIJ Julia	8 DEC 2005
THA - Thailand	33	PIPATSAWADDHI Bhraebhim	17 SEP 2011



Round Summary

As of SUN 10 AUG 2025

Rank	Name	NOC Code	Qualification		LCQ		Semifinals		Final	
			Result	Rank	Result	Rank	Result	Rank	Result	Rank
1	RICK Julia	GER	76.40	1			70.20	1	86.40	1
2	TITTARELLI Vanessa	ITA	72.00	1			57.60	2	78.40	2
3	MEIJER Sanne	NED	60.00	1			64.40	1	73.80	3
4	PRUZHANSKAIA Liza	ISR	48.20	2			52.60	3	72.00	4
5	PIPATSAWADDHI Bhraebhim	THA	52.40	1			58.80	2	68.00	5
6	LUPIJ Julia	POL	49.40	2			56.60	3	34.00	6
7	BODI Elena	ESP	54.00	1			54.40	4		
8	FLEMME Mariella	AUT	47.80	2			49.80	4		
9	BOURA Juliet	FRA	45.40	3	45.00	2	40.80	5		
10	RYZHOVA Ira	AIN	57.40	2			37.60	5		
11	JONES Emely	GER	52.20	2			34.80	6		
12	BOURDON Soline	FRA	43.60	3	55.80	1	30.00	6		
13	XIONG Yinyin	CHN	28.80	3	25.00	3				
14	XU Lu	CHN	35.00	3			DNS			

Legend:
DNS Did Not Start

LCQ Last Chance Qualifiers

Timing and Results provided by Tissot



Medallists

As of SUN 10 AUG 2025

Medal	Name	NOC
GOLD	RICK Julia	GER - Germany
SILVER	TITTARELLI Vanessa	ITA - Italy
BRONZE	MEIJER Sanne	NED - Netherlands



SUN 10 AUG 2025
Start Time: 10:00

Start List

Order	Name	NOC Code
1	PRUZHANSKAIA Liza	ISR
2	LUPIJ Julia	POL
3	TITTARELLI Vanessa	ITA
4	PIPATSAWADDHI Bhraebhim	THA
5	MEIJER Sanne	NED
6	RICK Julia	GER



SUN 10 AUG 2025
Start Time: 10:15

Results

Rank	Name	NOC Code	Run 1	Run 2	Result	Remark
1	RICK Julia	GER	83.00	86.40	86.40	
2	TITTARELLI Vanessa	ITA	40.80	78.40	78.40	
3	MEIJER Sanne	NED	73.80		73.80	
4	PRUZHANSKAIA Liza	ISR	55.00	72.00	72.00	
5	PIPATSAWADDHI Bhraebhim	THA	68.00		68.00	
6	LUPIJ Julia	POL	34.00		34.00	



Results Summary

Heat 1

Rank	Name	NOC Code	Seeding	Result	Remark
1	MEIJER Sanne	NED		64.40	Q
2	TITTARELLI Vanessa	ITA		57.60	Q
3	PRUZHANSKAIA Liza	ISR		52.60	Q
4	FLEMMER Mariella	AUT		49.80	
5	BOURA Juliet	FRA		40.80	
6	JONES Emely	GER		34.80	

Heat 2

Rank	Name	NOC Code	Seeding	Result	Remark
1	RICK Julia	GER		70.20	Q
2	PIPATSAWADDHI Bhraebhim	THA		58.80	Q
3	LUPIJ Julia	POL		56.60	Q
4	BODI Elena	ESP		54.40	
5	RYZHOVA Ira	AIN		37.60	
6	BOURDON Soline	FRA		30.00	

Legend:

Q Qualified

Timing and Results provided by Tissot



SAT 9 AUG 2025
Start Time: 12:40

Start List

Order	Name	NOC Code
1	BOURA Juliet	FRA
2	JONES Emely	GER
3	PRUZHANSKAIA Liza	ISR
4	FLEMME Mariella	AUT
5	TITTARELLI Vanessa	ITA
6	MEIJER Sanne	NED

Qualification rule: Top 3 advance to Finals



SAT 9 AUG 2025
Start Time: 12:40

Results

Rank	Name	NOC Code	Run 1	Run 2	Result	Remark
1	MEIJER Sanne	NED	51.80	64.40	64.40	Q
2	TITTARELLI Vanessa	ITA	57.60		57.60	Q
3	PRUZHANSKAIA Liza	ISR	45.80	52.60	52.60	Q
4	FLEMME Mariella	AUT	30.20	49.80	49.80	
5	BOURA Juliet	FRA	25.00	40.80	40.80	
6	JONES Emely	GER	34.80		34.80	

Legend:

Q Qualified

Timing and Results provided by Tissot



SAT 9 AUG 2025
Start Time: 13:20

Start List

Order	Name	NOC Code
1	BOURDON Soline	FRA
2	LUPIJ Julia	POL
3	RYZHOVA Ira	AIN
4	RICK Julia	GER
5	BODI Elena	ESP
6	PIPATSAWADDHI Bhraebhim	THA

Qualification rule: Top 3 advance to Finals



SAT 9 AUG 2025
Start Time: 13:20

Results

Rank	Name	NOC Code	Run 1	Run 2	Result	Remark
1	RICK Julia	GER	70.20	0.00	70.20	Q
2	PIPATSAWADDHI Bhraebhim	THA	58.80	0.00	58.80	Q
3	LUPIJ Julia	POL	42.00	56.60	56.60	Q
4	BODI Elena	ESP	54.40	0.00	54.40	
5	RYZHOVA Ira	AIN	37.60	0.00	37.60	
6	BOURDON Soline	FRA	30.00	0.00	30.00	

Legend:

Q Qualified

Timing and Results provided by Tissot



SAT 9 AUG 2025
Start Time: 11:30

Start List

Order	Name	NOC Code
1	XU Lu	CHN
2	XIONG Yinyin	CHN
3	BOURA Juliet	FRA
4	BOURDON Soline	FRA

Qualification rule: Top 2 advance to Semifinals



SAT 9 AUG 2025
Start Time: 11:45

Results

Rank	Name	NOC Code	Result	Remark
	XU Lu	CHN		
1	BOURDON Soline	FRA	55.80	Q
2	BOURA Juliet	FRA	45.00	Q
3	XIONG Yinyin	CHN	25.00	

Legend:

Q Qualified

Timing and Results provided by Tissot



Results Summary

Heat 1

Rank	Name	NOC Code	Seeding	Result	Remark
1	RICK Julia	GER		76.40	Q
2	JONES Emely	GER		52.20	Q
3	XU Lu	CHN		35.00	R

Heat 2

Rank	Name	NOC Code	Seeding	Result	Remark
1	TITTARELLI Vanessa	ITA		72.00	Q
2	LUPIJ Julia	POL		49.40	Q
3	XIONG Yinyin	CHN		28.80	R

Heat 3

Rank	Name	NOC Code	Seeding	Result	Remark
1	BODI Elena	ESP		54.00	Q
2	PRUZHANSKAIA Liza	ISR		48.20	Q

Heat 4

Rank	Name	NOC Code	Seeding	Result	Remark
	MEIJER Sanne	NED		60.00	Q
	RYZHOVA Ira	AIN		57.40	Q
	BOURA Juliet	FRA		45.40	R

Heat 5

Rank	Name	NOC Code	Seeding	Result	Remark
1	PIPATSAWADDHI Bhraebhim	THA		52.40	Q
2	FLEMME Mariella	AUT		47.80	Q
3	BOURDON Soline	FRA		43.60	R

Legend:

Q Qualified

R

Qualified for Last Chance Qualifiers

Timing and Results provided by Tissot



Start List

Order	Name	NOC Code
1	XU Lu	CHN
2	JONES Emely	GER
3	RICK Julia	GER



Results

Rank	Name	NOC Code	Run 1	Run 2	Result	Remark
1	RICK Julia	GER	62.60	76.40	76.40	Q
2	JONES Emely	GER	45.20	52.20	52.20	Q
3	XU Lu	CHN	35.00		35.00	R

Legend:

Q Qualified

R Qualified for Last Chance Qualifiers

Timing and Results provided by Tissot



Start List

Order	Name	NOC Code
1	XIONG Yinyin	CHN
2	TITTARELLI Vanessa	ITA
3	LUPIJ Julia	POL



FRI 8 AUG 2025
Start Time: 9:15

Results

Rank	Name	NOC Code	Run 1	Run 2	Result	Remark
1	TITTARELLI Vanessa	ITA	72.00		72.00	Q
2	LUPIJ Julia	POL	49.40		49.40	Q
3	XIONG Yinyin	CHN	15.00	28.80	28.80	R

Legend:

Q Qualified

R

Qualified for Last Chance Qualifiers

Timing and Results provided by Tissot



FRI 8 AUG 2025
Start Time: 9:00

Start List

Order	Name	NOC Code
1	BODI Elena	ESP
2	PRUZHANSKAIA Liza	ISR



Results

Rank	Name	NOC Code	Run 1	Run 2	Result	Remark
1	BODI Elena	ESP	45.00	54.00	54.00	Q
2	PRUZHANSKAIA Liza	ISR	20.00	48.20	48.20	Q

Legend:

Q Qualified

Timing and Results provided by Tissot



FRI 8 AUG 2025
Start Time: 9:00

Start List

Order	Name	NOC Code
1	RYZHOVA Ira	AIN
2	BOURA Juliet	FRA
3	MEIJER Sanne	NED



FRI 8 AUG 2025
Start Time: 9:15

Results

Rank	Name	NOC Code	Run 1	Run 2	Result	Remark
	MEIJER Sanne	NED	33.40	60.00	60.00	Q
	RYZHOVA Ira	AIN	6.00	57.40	57.40	Q
	BOURA Juliet	FRA	40.00	45.40	45.40	R

Legend:

Q Qualified

R

Qualified for Last Chance Qualifiers

Timing and Results provided by Tissot



Start List

Order	Name	NOC Code
1	BOURDON Soline	FRA
2	PIPATSAWADDHI Bhraebhim	THA
3	FLEMMER Mariella	AUT



Results

Rank	Name	NOC Code	Run 1	Run 2	Result	Remark
1	PIPATSAWADDHI Bhraebhim	THA	51.20	52.40	52.40	Q
2	FLEMME Mariella	AUT	47.80		47.80	Q
3	BOURDON Soline	FRA	40.00	43.60	43.60	R

Legend:

Q Qualified

R Qualified for Last Chance Qualifiers

Timing and Results provided by Tissot



WATERSKI & WAKEBOARD

Women's Wake Surf Skim



Entry List by Event

As of FRI 8 AUG 2025

NOC	Bib Number	Name	Date of Birth
AUT - Austria	24	BINDER Alina	10 SEP 1995
CAN - Canada	42	RUSH Bailey	6 APR 2000
CHN - People's Republic of China	16	LI Mengdie	2 AUG 1993
GBR - Great Britain	27	BICKLEY Christine	5 MAR 1962
GER - Germany	28	KRIZ Tara	17 OCT 2004
HKG - Hong Kong, China	25	WU Kate	21 OCT 1991
ITA - Italy	35	MIATELLO Paola	31 MAR 1989
JPN - Japan	53	KAGAWA Yuka	15 MAY 1975
KOR - Republic of Korea	55	MOON Joohee	29 AUG 1985
SGP - Singapore	48	HONG LI Connie	2 OCT 1994
THA - Thailand	32	FLYNN Anni	14 JUN 1998
TPE - Chinese Taipei	26	CHEN Riona	6 MAR 2007
UKR - Ukraine	41	SOKOLOVA Sonya	10 JAN 2008
USA - United States of America	29	HUDSON Nicole	2 NOV 1979



Round Summary

As of SUN 10 AUG 2025

Rank	Name	NOC Code	Qualification		LCQ		Semifinals		Final	
			Result	Rank	Result	Rank	Result	Rank	Result	Rank
1	RUSH Bailey	CAN	81.50	1			83.33	1	63.33	1
2	SOKOLOVA Sonya	UKR	66.67	2			39.00	3	50.00	2
3	MOON Joohee	KOR	45.00	2			43.33	1	43.00	3
4	WU Kate	HKG	42.42	2			45.00	3	39.33	4
5	BINDER Alina	AUT	45.00	1			40.67	2	31.67	5
6	FLYNN Anni	THA	55.00	1			63.33	2	23.83	6
7	CHEN Riona	TPE	30.00	4	43.33	1	30.00	4		
8	KAGAWA Yuka	JPN	30.00	3			30.00	4		
9	LI Mengdie	CHN	40.67	3			25.00	5		
10	KRIZ Tara	GER	40.00	3			20.00	5		
11	HONG LI Connie	SGP	30.00	4	31.67	2				
12	BICKLEY Christine	GBR	20.00	5	25.00	3				
13	MIATELLO Paola	ITA	20.83	5	21.00	4				
14	HUDSON Nicole	USA			DNS					

Legend:
DNS Did Not Start

LCQ Last Chance Qualifiers

Timing and Results provided by Tissot



Medallists

As of SUN 10 AUG 2025

Medal	Name	NOC
GOLD	RUSH Bailey	CAN - Canada
SILVER	SOKOLOVA Sonya	UKR - Ukraine
BRONZE	MOON Joohee	KOR - Republic of Korea



SUN 10 AUG 2025
Start Time: 13:00

Start List

Order	Bib	Name	NOC Code
1	41	SOKOLOVA Sonya	UKR
2	25	WU Kate	HKG
3	24	BINDER Alina	AUT
4	32	FLYNN Anni	THA
5	55	MOON Joohee	KOR
6	42	RUSH Bailey	CAN



SUN 10 AUG 2025
Start Time: 13:00

Results

Rank	Name	NOC Code	Execution	Intensity	Difficulty	Variety	Total	Remark
1	RUSH Bailey	CAN	6.33	6.33	6.33	6.33	63.33	
2	SOKOLOVA Sonya	UKR	5.00	5.00	5.00	5.00	50.00	
3	MOON Joohee	KOR	4.30	4.30	4.30	4.30	43.00	
4	WU Kate	HKG	3.93	3.93	3.93	3.93	39.33	
5	BINDER Alina	AUT	3.17	3.17	3.17	3.17	31.67	
6	FLYNN Anni	THA	2.33	2.40	2.40	2.40	23.83	



Results Summary

Heat 1

Rank	Name	NOC Code	Seeding	Total	Remark
1	MOON Joohee	KOR		43.33	Q
2	BINDER Alina	AUT		40.67	Q
3	SOKOLOVA Sonya	UKR		39.00	Q
4	CHEN Riona	TPE		30.00	
5	LI Mengdie	CHN		25.00	

Heat 2

Rank	Name	NOC Code	Seeding	Total	Remark
1	RUSH Bailey	CAN		83.33	Q
2	FLYNN Anni	THA		63.33	Q
3	WU Kate	HKG		45.00	Q
4	KAGAWA Yuka	JPN		30.00	
5	KRIZ Tara	GER		20.00	

Legend:

Q Qualified

Timing and Results provided by Tissot



SAT 9 AUG 2025
Start Time: 13:00

Start List

Order	Bib	Name	NOC Code
1	26	CHEN Riona	TPE
2	16	LI Mengdie	CHN
3	41	SOKOLOVA Sonya	UKR
4	55	MOON Joohee	KOR
5	24	BINDER Alina	AUT

Qualification rule: Top 3 advance to Semifinals



SAT 9 AUG 2025
Start Time: 13:00

Results

Rank	Name	NOC Code	Execution	Intensity	Difficulty	Variety	Total	Remark
1	MOON Joohee	KOR	4.33	4.33	4.33	4.33	43.33	Q
2	BINDER Alina	AUT	4.07	4.07	4.07	4.07	40.67	Q
3	SOKOLOVA Sonya	UKR	3.90	3.90	3.90	3.90	39.00	Q
4	CHEN Riona	TPE	3.00	3.00	3.00	3.00	30.00	
5	LI Mengdie	CHN	2.50	2.50	2.50	2.50	25.00	

Legend:

Q Qualified

Timing and Results provided by Tissot



SAT 9 AUG 2025
Start Time: 13:00

Start List

Order	Bib	Name	NOC Code
1	53	KAGAWA Yuka	JPN
2	28	KRIZ Tara	GER
3	25	WU Kate	HKG
4	32	FLYNN Anni	THA
5	42	RUSH Bailey	CAN

Qualification rule: Top 3 advance to Semifinals



SAT 9 AUG 2025
Start Time: 13:00

Results

Rank	Name	NOC Code	Execution	Intensity	Difficulty	Variety	Total	Remark
1	RUSH Bailey	CAN	8.33	8.33	8.33	8.33	83.33	Q
2	FLYNN Anni	THA	6.33	6.33	6.33	6.33	63.33	Q
3	WU Kate	HKG	4.50	4.50	4.50	4.50	45.00	Q
4	KAGAWA Yuka	JPN	3.00	3.00	3.00	3.00	30.00	
5	KRIZ Tara	GER	2.00	2.00	2.00	2.00	20.00	

Legend:

Q Qualified

Timing and Results provided by Tissot



SAT 9 AUG 2025
Start Time: 8:30

Start List

Order	Name	NOC Code
1	BICKLEY Christine	GBR
2	MIATELLO Paola	ITA
3	CHEN Riona	TPE
4	HONG LI Connie	SGP

Qualification rule: Best advances to Semifinals



SAT 9 AUG 2025
Start Time: 8:30

Results

Rank	Name	NOC Code	Execution	Intensity	Difficulty	Variety	Total	Remark
1	CHEN Riona	TPE	4.33	4.33	4.33	4.33	43.33	Q
2	HONG LI Connie	SGP	3.17	3.17	3.17	3.17	31.67	
3	BICKLEY Christine	GBR	2.50	2.50	2.50	2.50	25.00	
4	MIATELLO Paola	ITA	2.20	2.20	2.00	2.00	21.00	

Legend:
Q Qualified



Results Summary

Heat 1

Rank	Name	NOC Code	Seeding	Total	Remark
1	FLYNN Anni	THA		55.00	Q
2	MOON Joohee	KOR		45.00	Q
3	KAGAWA Yuka	JPN		30.00	Q
DNS	HUDSON Nicole	USA			R

Heat 2

Rank	Name	NOC Code	Seeding	Total	Remark
1	BINDER Alina	AUT		45.00	Q
2	WU Kate	HKG		42.42	Q
3	LI Mengdie	CHN		40.67	Q
4	HONG LI Connie	SGP		30.00	R
5	BICKLEY Christine	GBR		20.00	R

Heat 3

Rank	Name	NOC Code	Seeding	Total	Remark
1	RUSH Bailey	CAN		81.50	Q
2	SOKOLOVA Sonya	UKR		66.67	Q
3	KRIZ Tara	GER		40.00	Q
4	CHEN Riona	TPE		30.00	R
5	MIATELLO Paola	ITA		20.83	R

Legend:

DNS Did Not Start

Q Qualified

R Qualified for Last Chance Qualifiers

Timing and Results provided by Tissot



Start List

Order	Name	NOC Code
1	KAGAWA Yuka	JPN
2	HUDSON Nicole	USA
3	FLYNN Anni	THA
4	MOON Joohee	KOR



FRI 8 AUG 2025
Start Time: 9:00

Results

Rank	Name	NOC Code	Execution	Intensity	Difficulty	Variety	Total	Remark
1	FLYNN Anni	THA	5.50	5.50	5.50	5.50	55.00	Q
2	MOON Joohee	KOR	4.50	4.50	4.50	4.50	45.00	Q
3	KAGAWA Yuka	JPN	3.00	3.00	3.00	3.00	30.00	Q
DNS	HUDSON Nicole	USA						R

Legend:

DNS Did Not Start

Q Qualified

R Qualified for Last Chance Qualifiers

Timing and Results provided by Tissot



Start List

Order	Name	NOC Code
1	HONG LI Connie	SGP
2	BICKLEY Christine	GBR
3	LI Mengdie	CHN
4	BINDER Alina	AUT
5	WU Kate	HKG



Results

Rank	Name	NOC Code	Execution	Intensity	Difficulty	Variety	Total	Remark
1	BINDER Alina	AUT	4.50	4.50	4.50	4.50	45.00	Q
2	WU Kate	HKG	4.40	4.37	4.10	4.10	42.42	Q
3	LI Mengdie	CHN	4.07	4.07	4.07	4.07	40.67	Q
4	HONG LI Connie	SGP	3.00	3.00	3.00	3.00	30.00	R
5	BICKLEY Christine	GBR	2.00	2.00	2.00	2.00	20.00	R

Legend:

Q Qualified

R Qualified for Last Chance Qualifiers

Timing and Results provided by Tissot



Start List

Order	Name	NOC Code
1	CHEN Riona	TPE
2	KRIZ Tara	GER
3	MIATELLO Paola	ITA
4	SOKOLOVA Sonya	UKR
5	RUSH Bailey	CAN



FRI 8 AUG 2025
Start Time: 9:00

Results

Rank	Name	NOC Code	Execution	Intensity	Difficulty	Variety	Total	Remark
1	RUSH Bailey	CAN	8.07	8.07	8.23	8.23	81.50	Q
2	SOKOLOVA Sonya	UKR	6.67	6.67	6.67	6.67	66.67	Q
3	KRIZ Tara	GER	4.00	4.00	4.00	4.00	40.00	Q
4	CHEN Riona	TPE	3.00	3.00	3.00	3.00	30.00	R
5	MIATELLO Paola	ITA	2.00	2.00	2.33	2.00	20.83	R

Legend:

Q Qualified

R Qualified for Last Chance Qualifiers

Timing and Results provided by Tissot



WATERSKI & WAKEBOARD

Women's Wakeboard
Freestyle



Entry List by Event

As of FRI 8 AUG 2025

NOC	Bib Number	Name	Date of Birth
ARG - Argentina	30	de ARMAS Eugenia	12 MAR 1999
AUS - Australia	2	McCARTHY Mackenzie	14 APR 2004
BEL - Belgium	3	CASSART Luna	25 NOV 2003
CHI - Chile	4	HOLSCHER Nacha	26 AUG 2004
CHN - People's Republic of China	20 22	XIONG Yinyin XU Lu	6 JAN 2011 26 AUG 2003
ESP - Spain	51	TAMARAL Noah	6 JUN 2007
GBR - Great Britain	50	MILLWARD Charlotte	25 AUG 1995
ITA - Italy	10 19	CASTELLI Giulia VIRAG Alice	16 AUG 2007 7 MAR 2000
JPN - Japan	18	YOSHIHARA Hinata	20 AUG 2000
KOR - Republic of Korea	11	YUN Heehyun	11 MAY 1999
NED - Netherlands	31	MEIJER Sanne	20 APR 1997
NZL - New Zealand	40	HAAKMA Morgan	25 FEB 1997
USA - United States of America	5	SMITH Kitt	21 JUL 2009



Round Summary

As of SUN 10 AUG 2025

Rank	Name	NOC Code	Qualification		LCQ		Semifinals		Final	
			Result	Rank	Result	Rank	Result	Rank	Result	Rank
1	XU Lu	CHN	46.56	1			53.44	1	69.56	1
2	VIRAG Alice	ITA	49.00	2			50.44	2	68.44	2
3	de ARMAS Eugenia	ARG	65.89	1			69.11	2	64.00	3
4	CASTELLI Giulia	ITA	45.00	3			72.78	1	62.11	4
5	McCARTHY Mackenzie	AUS	51.89	1			68.33	3	57.67	5
6	YUN Heehyun	KOR	33.33	4	63.11	1	50.00	3	53.00	6
7	YOSHIHARA Hinata	JPN	32.67	2			64.89	4		
8	CASSART Luna	BEL	48.67	3			59.78	5		
9	MEIJER Sanne	NED	32.11	3			37.56	4		
10	TAMARAL Noah	ESP	48.00	2			32.78	5		
11	SMITH Kitt	USA	31.44	5	60.22	2				
12	HOLSCHER Nacha	CHI	43.56	4	59.78	3				
13	MILLWARD Charlotte	GBR	23.11	5	41.67	4				
14	HAAKMA Morgan	NZL	28.89	5	39.33	5				
15	XIONG Yinyin	CHN	28.89	4	30.33	6				

Legend:
LCQ Last Chance Qualifiers

Timing and Results provided by Tissot



Medallists

As of SUN 10 AUG 2025

Medal	Name	NOC
GOLD	XU Lu	CHN - People's Republic of China
SILVER	VIRAG Alice	ITA - Italy
BRONZE	de ARMAS Eugenia	ARG - Argentina



SUN 10 AUG 2025
Start Time: 15:01

Start List

Order	Bib	Name	NOC Code
1	11	YUN Heehyun	KOR
2	2	McCARTHY Mackenzie	AUS
3	19	VIRAG Alice	ITA
4	30	de ARMAS Eugenia	ARG
5	22	XU Lu	CHN
6	10	CASTELLI Giulia	ITA



SUN 10 AUG 2025
Start Time: 15:01

Results

Rank	Name	NOC Code	Execution	Intensity	Composition	Total	Remark
1	XU Lu	CHN	6.90	7.10	6.87	69.56	
2	VIRAG Alice	ITA	6.87	6.90	6.77	68.44	
3	de ARMAS Eugenia	ARG	6.43	6.40	6.37	64.00	
4	CASTELLI Giulia	ITA	6.17	6.30	6.17	62.11	
5	McCARTHY Mackenzie	AUS	5.93	5.70	5.67	57.67	
6	YUN Heehyun	KOR	5.43	5.33	5.13	53.00	



Results Summary

Heat 1

Rank	Name	NOC Code	Seeding	Total	Remark
1	XU Lu	CHN		53.44	Q
2	VIRAG Alice	ITA		50.44	Q
3	YUN Heehyun	KOR		50.00	Q
4	MEIJER Sanne	NED		37.56	
5	TAMARAL Noah	ESP		32.78	

Heat 2

Rank	Name	NOC Code	Seeding	Total	Remark
1	CASTELLI Giulia	ITA		72.78	Q
2	de ARMAS Eugenia	ARG		69.11	Q
3	McCARTHY Mackenzie	AUS		68.33	Q
4	YOSHIHARA Hinata	JPN		64.89	
5	CASSART Luna	BEL		59.78	

Legend:

Q Qualified

Timing and Results provided by Tissot



SAT 9 AUG 2025
Start Time: 16:10

Start List

Order	Bib	Name	NOC Code
1	11	YUN Heehyun	KOR
2	31	MEIJER Sanne	NED
3	51	TAMARAL Noah	ESP
4	19	VIRAG Alice	ITA
5	22	XU Lu	CHN

Qualification rule: Top 3 advance to Finals



SAT 9 AUG 2025
Start Time: 16:10

Results

Rank	Name	NOC Code	Execution	Intensity	Composition	Total	Remark
1	XU Lu	CHN	5.53	5.40	5.10	53.44	Q
2	VIRAG Alice	ITA	5.07	5.07	5.00	50.44	Q
3	YUN Heehyun	KOR	5.00	5.00	5.00	50.00	Q
4	MEIJER Sanne	NED	3.87	3.73	3.67	37.56	
5	TAMARAL Noah	ESP	3.27	3.27	3.30	32.78	

Legend:

Q Qualified

Timing and Results provided by Tissot



SAT 9 AUG 2025
Start Time: 16:10

Start List

Order	Bib	Name	NOC Code
1	3	CASSART Luna	BEL
2	10	CASTELLI Giulia	ITA
3	18	YOSHIHARA Hinata	JPN
4	2	McCARTHY Mackenzie	AUS
5	30	de ARMAS Eugenia	ARG

Qualification rule: Top 3 advance to Finals



Results

Rank	Name	NOC Code	Execution	Intensity	Composition	Total	Remark
1	CASTELLI Giulia	ITA	7.40	7.33	7.10	72.78	Q
2	de ARMAS Eugenia	ARG	6.90	6.90	6.93	69.11	Q
3	McCARTHY Mackenzie	AUS	6.67	6.93	6.90	68.33	Q
4	YOSHIHARA Hinata	JPN	6.50	6.50	6.47	64.89	
5	CASSART Luna	BEL	6.00	6.00	5.93	59.78	

Legend:

Q Qualified

Timing and Results provided by Tissot



SAT 9 AUG 2025
Start Time: 10:05

Start List

Order	Name	NOC Code
1	HAAKMA Morgan	NZL
2	MILLWARD Charlotte	GBR
3	SMITH Kitt	USA
4	YUN Heehyun	KOR
5	XIONG Yinyin	CHN
6	HOLSCHER Nacha	CHI

Qualification rule: Best advances to Semifinals



SAT 9 AUG 2025
Start Time: 10:05

Results

Rank	Name	NOC Code	Execution	Intensity	Composition	Total	Remark
1	YUN Heehyun	KOR	6.43	6.43	6.07	63.11	Q
2	SMITH Kitt	USA	6.10	6.03	5.93	60.22	
3	HOLSCHER Nacha	CHI	6.07	6.00	5.87	59.78	
4	MILLWARD Charlotte	GBR	4.17	4.17	4.17	41.67	
5	HAAKMA Morgan	NZL	3.93	3.90	3.97	39.33	
6	XIONG Yinyin	CHN	3.03	3.07	3.00	30.33	

Legend:

Q Qualified

Timing and Results provided by Tissot



Results Summary

Heat 1

Rank	Name	NOC Code	Seeding	Total	Remark
1	McCARTHY Mackenzie	AUS		51.89	Q
2	VIRAG Alice	ITA		49.00	Q
3	CASSART Luna	BEL		48.67	Q
4	HOLSCHER Nacha	CHI		43.56	R
5	HAAKMA Morgan	NZL		28.89	R

Heat 2

Rank	Name	NOC Code	Seeding	Total	Remark
1	XU Lu	CHN		46.56	Q
2	YOSHIHARA Hinata	JPN		32.67	Q
3	MEIJER Sanne	NED		32.11	Q
4	XIONG Yinyin	CHN		28.89	R
5	MILLWARD Charlotte	GBR		23.11	R

Heat 3

Rank	Name	NOC Code	Seeding	Total	Remark
1	de ARMAS Eugenia	ARG		65.89	Q
2	TAMARAL Noah	ESP		48.00	Q
3	CASTELLI Giulia	ITA		45.00	Q
4	YUN Heehyun	KOR		33.33	R
5	SMITH Kitt	USA		31.44	R

Legend:

Q Qualified

R

Qualified for Last Chance Qualifiers

Timing and Results provided by Tissot



Start List

Order	Name	NOC Code
1	McCARTHY Mackenzie	AUS
2	HAAKMA Morgan	NZL
3	CASSART Luna	BEL
4	HOLSCHER Nacha	CHI
5	VIRAG Alice	ITA



FRI 8 AUG 2025
Start Time: 14:00

Results

Rank	Name	NOC Code	Execution	Intensity	Composition	Total	Remark
1	McCARTHY Mackenzie	AUS	5.37	5.17	5.03	51.89	Q
2	VIRAG Alice	ITA	5.00	4.97	4.73	49.00	Q
3	CASSART Luna	BEL	2.83	2.90	2.93	48.67	Q
4	HOLSCHER Nacha	CHI	4.63	4.33	4.10	43.56	R
5	HAAKMA Morgan	NZL	2.83	2.90	2.93	28.89	R

Legend:

Q Qualified

R

Qualified for Last Chance Qualifiers

Timing and Results provided by Tissot



Start List

Order	Name	NOC Code
1	XIONG Yinyin	CHN
2	MILLWARD Charlotte	GBR
3	XU Lu	CHN
4	MEIJER Sanne	NED
5	YOSHIHARA Hinata	JPN



Results

Rank	Name	NOC Code	Execution	Intensity	Composition	Total	Remark
1	XU Lu	CHN	4.57	4.67	4.73	46.56	Q
2	YOSHIHARA Hinata	JPN	3.43	3.27	3.10	32.67	Q
3	MEIJER Sanne	NED	3.30	3.30	3.01	32.11	Q
4	XIONG Yinyin	CHN	2.97	3.00	2.70	28.89	R
5	MILLWARD Charlotte	GBR	2.60	2.23	2.10	23.11	R

Legend:

Q Qualified

R

Qualified for Last Chance Qualifiers

Timing and Results provided by Tissot



Start List

Order	Name	NOC Code
1	TAMARAL Noah	ESP
2	CASTELLI Giulia	ITA
3	SMITH Kitt	USA
4	YUN Heehyun	KOR
5	de ARMAS Eugenia	ARG



FRI 8 AUG 2025
Start Time: 14:00

Results

Rank	Name	NOC Code	Execution	Intensity	Composition	Total	Remark
1	de ARMAS Eugenia	ARG	6.70	6.63	6.43	65.89	Q
2	TAMARAL Noah	ESP	4.83	4.83	4.63	48.00	Q
3	CASTELLI Giulia	ITA	4.47	4.63	4.40	45.00	Q
4	YUN Heehyun	KOR	3.40	3.40	3.20	33.33	R
5	SMITH Kitt	USA	3.20	3.10	3.13	31.44	R

Legend:

Q Qualified

R Qualified for Last Chance Qualifiers

Timing and Results provided by Tissot



TWG
2025
CHENGDU



WUSHU

RESULTS BOOK

TABLE OF CONTENTS



47	Wushu	5174
47.1	Table of Contents	5175
47.2	Competition Schedule	5182
47.3	Number of Entries by NOC	5184
47.4	Entry List by NOC	5186
47.5	Session Programme	5190
47.5.1	Session Programme - Session 5	5190
47.5.2	Session Programme - Session 6	5191
47.5.3	Session Programme - Session 7	5192
47.5.4	Session Programme - Session 8	5193
47.6	Results Summary	5194
47.6.1	Results Summary - Session 5	5194
47.6.2	Results Summary - Session 6	5195
47.6.3	Results Summary - Session 7	5196
47.6.4	Results Summary - Session 8	5197
47.7	Medallists by Event	5198
47.8	Medal Standings	5200
47.9	Men's 56kg	5201
47.9.1	Entry List by Event	5202
47.9.2	Brackets	5203
47.9.3	Medallists	5204
47.9.4	Final	5205
47.9.4.1	Bronze Medal Bout Results KAZ - PHI	5205
47.9.4.2	Gold Medal Bout Results VIE - CHN	5206
47.9.5	Semifinals	5207
47.9.5.1	Bout Results VIE - KAZ	5207
47.9.5.2	Bout Results CHN - PHI	5208
47.9.6	Quarterfinals	5209
47.9.6.1	Bout Results KAZ - IND	5209
47.9.6.2	Bout Results KOR - CHN	5210
47.9.6.3	Bout Results UZB - PHI	5211
47.10	Men's 70kg	5212
47.10.1	Entry List by Event	5213
47.10.2	Brackets	5214
47.10.3	Medallists	5215
47.10.4	Final	5216
47.10.4.1	Bronze Medal Bout Results AZE - TPE	5216

RESULTS BOOK

TABLE OF CONTENTS

47.10.4.2	Gold Medal Bout Results KOR - HKG	5217
47.10.5	Semifinals	5218
47.10.5.1	Bout Results AZE - KOR	5218
47.10.5.2	Bout Results HKG - TPE	5219
47.10.6	Quarterfinals	5220
47.10.6.1	Bout Results SUI - AZE	5220
47.10.6.2	Bout Results LBN - KOR	5221
47.10.6.3	Bout Results CZE - HKG	5222
47.10.6.4	Bout Results SWE - TPE	5223
47.11	Men's 85kg	5224
47.11.1	Entry List by Event	5225
47.11.2	Brackets	5226
47.11.3	Medallists	5227
47.11.4	Final	5228
47.11.4.1	Bronze Medal Bout Results UKR - ESP	5228
47.11.4.2	Gold Medal Bout Results EGY - IRI	5229
47.11.5	Semifinals	5230
47.11.5.1	Bout Results UKR - EGY	5230
47.11.5.2	Bout Results IRI - ESP	5231
47.11.6	Quarterfinals	5232
47.11.6.1	Bout Results EGY - BEL	5232
47.11.6.2	Bout Results COL - IRI	5233
47.11.6.3	Bout Results ESP - MEX	5234
47.12	Men's Changquan - Daoshu - Gunshu	5235
47.12.1	Entry List by Event	5236
47.12.2	Results Summary	5237
47.12.3	Medallists	5238
47.12.4	Final	5239
47.12.4.1	Changquan	5239
47.12.4.1.1	Start List	5239
47.12.4.1.2	Results	5240
47.12.4.2	Daoshu	5241
47.12.4.2.1	Start List	5241
47.12.4.2.2	Results	5242
47.12.4.3	Gunshu	5243
47.12.4.3.1	Start List	5243
47.12.4.3.2	Results	5244
47.13	Men's Nanquan - Nangun	5245
47.13.1	Entry List by Event	5246
47.13.2	Results Summary	5247
47.13.3	Medallists	5248
47.13.4	Final	5249
47.13.4.1	Nanquan	5249
47.13.4.1.1	Start List	5249

RESULTS BOOK

TABLE OF CONTENTS

47.13.4.1.2	Results	5250
47.13.4.2	Nangun	5251
47.13.4.2.1	Start List	5251
47.13.4.2.2	Results	5252
47.14	Men's Taijiquan - Taijijian	5253
47.14.1	Entry List by Event	5254
47.14.2	Results Summary	5255
47.14.3	Medallists	5256
47.14.4	Final	5257
47.14.4.1	Taijiquan	5257
47.14.4.1.1	Start List	5257
47.14.4.1.2	Results	5258
47.14.4.2	Taijijian	5259
47.14.4.2.1	Start List	5259
47.14.4.2.2	Results	5260
47.15	Women's 52kg	5261
47.15.1	Entry List by Event	5262
47.15.2	Brackets	5263
47.15.3	Medallists	5264
47.15.4	Final	5265
47.15.4.1	Bronze Medal Bout Results VIE - PHI	5265
47.15.4.2	Gold Medal Bout Results CHN - IND	5266
47.15.5	Semifinals	5267
47.15.5.1	Bout Results VIE - CHN	5267
47.15.5.2	Bout Results IND - PHI	5268
47.15.6	Quarterfinals	5269
47.15.6.1	Bout Results UZB - CHN	5269
47.15.6.2	Bout Results IND - LBN	5270
47.15.6.3	Bout Results PHI - ITA	5271
47.16	Women's 60kg	5272
47.16.1	Entry List by Event	5273
47.16.2	Brackets	5274
47.16.3	Medallists	5275
47.16.4	Final	5276
47.16.4.1	Bronze Medal Bout Results HKG - IRI	5276
47.16.4.2	Gold Medal Bout Results VIE - CHN	5277
47.16.5	Semifinals	5278
47.16.5.1	Bout Results VIE - HKG	5278
47.16.5.2	Bout Results CHN - IRI	5279
47.16.6	Quarterfinals	5280
47.16.6.1	Bout Results AIN - VIE	5280
47.16.6.2	Bout Results ESP - HKG	5281
47.16.6.3	Bout Results IND - CHN	5282
47.16.6.4	Bout Results IRI - SUI	5283

RESULTS BOOK

TABLE OF CONTENTS

47.17	Women's 70kg	5284
47.17.1	Entry List by Event	5285
47.17.2	Brackets	5286
47.17.3	Medallists	5287
47.17.4	Final	5288
47.17.4.1	Bronze Medal Bout Results BER - EGY	5288
47.17.4.2	Gold Medal Bout Results IRI - CHN	5289
47.17.5	Semifinals	5290
47.17.5.1	Bout Results BER - IRI	5290
47.17.5.2	Bout Results CHN - EGY	5291
47.17.6	Quarterfinals	5292
47.17.6.1	Bout Results IRI - BRA	5292
47.17.6.2	Bout Results TKM - CHN	5293
47.17.6.3	Bout Results AIN - EGY	5294
47.18	Women's Changquan - Jianshu - Qiangshu	5295
47.18.1	Entry List by Event	5296
47.18.2	Results Summary	5297
47.18.3	Medallists	5298
47.18.4	Final	5299
47.18.4.1	Changquan	5299
47.18.4.1.1	Start List	5299
47.18.4.1.2	Results	5300
47.18.4.2	Qiangshu	5301
47.18.4.2.1	Start List	5301
47.18.4.2.2	Results	5302
47.18.4.3	Jianshu	5303
47.18.4.3.1	Start List	5303
47.18.4.3.2	Results	5304
47.19	Women's Nanquan - Nandao	5305
47.19.1	Entry List by Event	5306
47.19.2	Results Summary	5307
47.19.3	Medallists	5308
47.19.4	Final	5309
47.19.4.1	Nandao	5309
47.19.4.1.1	Start List	5309
47.19.4.1.2	Results	5310
47.19.4.2	Nanquan	5311
47.19.4.2.1	Start List	5311
47.19.4.2.2	Results	5312
47.20	Women's Taijiquan - Taijjian	5313
47.20.1	Entry List by Event	5314
47.20.2	Results Summary	5315
47.20.3	Medallists	5316
47.20.4	Final	5317

RESULTS BOOK

TABLE OF CONTENTS

47.20.4.1	Taijiquan	5317
47.20.4.1.1	Start List	5317
47.20.4.1.2	Results	5318
47.20.4.2	Taijijian	5319
47.20.4.2.1	Start List	5319
47.20.4.2.2	Results	5320



Competition Schedule

竞赛日程

As of WED 6 AUG 2025

Date	Session	Area	Start Time	Estimated Finish Time	Contest Order	Events	Phase
FRI 8 AUG	1	1	9:00	9:25	1	Men's Nanquan - Nangun	Nanquan
		1	9:25	9:50	2	Women's Nanquan - Nandao	Nandao
		1	9:50	10:15	3	Men's Changquan - Daoshu - Gunshu	Changquan
		1	10:15	10:55	4	Women's Taijiquan - Taijijian	Taijiquan
	2	1	19:00	19:25	5	Men's Nanquan - Nangun	Nangun
		1	19:25	19:50	6	Women's Changquan - Jianshu - Qiangshu	Changquan
		1	19:50	20:30	7	Women's Taijiquan - Taijijian	Taijijian
		1	20:30	21:10	8	Men's Taijiquan - Taijijian	Taijiquan
SAT 9 AUG	3	1	9:00	9:25	9	Women's Nanquan - Nandao	Nanquan
		1	9:25	10:05	10	Men's Taijiquan - Taijijian	Taijijian
		1	10:05	10:30	11	Men's Changquan - Daoshu - Gunshu	Daoshu
		1	10:30	10:55	12	Women's Changquan - Jianshu - Qiangshu	Qiangshu
	4	1	19:00	19:25	13	Men's Changquan - Daoshu - Gunshu	Gunshu
		1	19:25	19:50	14	Women's Changquan - Jianshu - Qiangshu	Jianshu
SUN 10 AUG	5	1	15:00	15:40	15	Women's 52kg	Quarterfinal
		1	15:40	16:20	16	Men's 56kg	Quarterfinal
	6	1	19:00	19:40	17	Women's 60kg	Quarterfinal
		1	19:40	20:20	18	Women's 70kg	Quarterfinal
		1	20:20	21:00	19	Men's 70kg	Quarterfinal
		1	21:00	21:40	20	Men's 85kg	Quarterfinal
MON 11 AUG	7	1	19:00	19:20	21	Women's 52kg	Semifinal
		1	19:20	19:40	22	Women's 60kg	Semifinal
		1	19:40	20:00	23	Women's 70kg	Semifinal
		1	20:00	20:20	24	Men's 56kg	Semifinal



Competition Schedule

竞赛日程

As of WED 6 AUG 2025

Date	Session	Area	Start Time	Estimated Finish Time	Contest Order	Events	Phase
MON 11 AUG	7	1	20:20	20:40	25	Men's 70kg	Semifinal
		1	20:40	21:00	26	Men's 85kg	Semifinal
TUE 12 AUG	8	1	19:00	19:10	27	Women's 52kg	Bronze Medal Bout
		1	19:10	19:20	28	Women's 60kg	Bronze Medal Bout
		1	19:20	19:30	29	Women's 70kg	Bronze Medal Bout
		1	19:30	19:40	30	Men's 56kg	Bronze Medal Bout
		1	19:40	19:50	31	Men's 70kg	Bronze Medal Bout
		1	19:50	20:00	32	Men's 85kg	Bronze Medal Bout
		1	20:00	20:10	33	Women's 52kg	Gold Medal Bout
		1	20:10	20:20	34	Women's 60kg	Gold Medal Bout
		1	20:20	20:30	35	Women's 70kg	Gold Medal Bout
		1	21:00	21:10	36	Men's 56kg	Gold Medal Bout
		1	21:10	21:20	37	Men's 70kg	Gold Medal Bout
		1	21:20	21:30	38	Men's 85kg	Gold Medal Bout



Number of Entries by NOC

As of THU 7 AUG 2025

NOC	Men's Events								Women's Events								M E N	W O M E N	T O T A L
	Taolu				Sanda				Taolu				Sanda						
	DG	NG	TJ	Tot.	56 KG	70 KG	85 KG	Tot.	JQ	ND	TJ	Tot.	52 KG	60 KG	70 KG	Tot.			
AIN - AIN														1	1	2		2	2
AZE - Azerbaijan						1		1									1		1
BEL - Belgium							1	1									1		1
BER - Bermuda															1	1		1	1
BRA - Brazil		1		1					1			1	1		1	2	1	3	4
BRU - Brunei Darussalam	1	1	1	3							1	1					3	1	4
CAN - Canada			1	1					1			1					1	1	2
CHN - China	1			1	1			1			1	1	1	1	1	3	2	4	6
CIV - Côte d'Ivoire															1	1		1	1
COL - Colombia							1	1									1		1
CZE - Czechia						1		1									1		1
EGY - Egypt							1	1							1	1	1	1	2
ESP - Spain							1	1						1		1	1	1	2
FRA - France	1			1					1			1					1	1	2
GBR - Great Britain									1			1						1	1
GUI - Guinea							1	1									1		1
HKG - Hong Kong, China			1	1		1		1	1	1		2		1		1	2	3	5
INA - Indonesia	1			1	1			1	1	1		2					2	2	4
IND - India					1			1					1	1		2	1	2	3
IRI - IR Iran		1		1			1	1		1		1		1	1	2	2	3	5
ITA - Italy		1		1						1		1	1			1	1	2	3
JPN - Japan		1	2	3					1		1	2					3	2	5
KAZ - Kazakhstan					1			1									1		1
KOR - Korea	1	1	1	3	1	1		2									5		5
LBN - Lebanon						1		1					1			1	1	1	2
MAS - Malaysia	1			1					1	1	1	3					1	3	4
MEX - Mexico							1	1									1		1
PHI - Philippines			1	1	1			1			1	1	1			1	2	2	4
POR - Portugal										1		1						1	1

Legend:

DG	Changquan & Daoshu & Gunshu	NG	Nanquan & Nangun	TJ	Taijiquan & Taijijian
JQ	Changquan & Jianshu & Qiangshu	ND	Nanquan & Nandao	Tot.	Total



Number of Entries by NOC

As of THU 7 AUG 2025

NOC	Men's Events								Women's Events								M E N	W O M E N	T O T A L
	Taolu				Sanda				Taolu				Sanda						
	DG	NG	TJ	Tot.	56 KG	70 KG	85 KG	Tot.	JQ	ND	TJ	Tot.	52 KG	60 KG	70 KG	Tot.			
SGP - Singapore	2		1	3						1	2	3					3	3	6
SUI - Switzerland		1		1		1		1						1		1	2	1	3
SWE - Sweden						1		1									1		1
TKM - Turkmenistan															1	1		1	1
TPE - Chinese Taipei		1	1	2		1		1			1	1					3	1	4
UKR - Ukraine							1	1			1	1					1	1	2
USA - United States	1			1													1		1
UZB - Uzbekistan					1			1		1		1	1			1	1	2	3
VIE - Vietnam		1		1	1			1	1	1		2	1	1		2	2	4	6
Total:38	9	9	9	27	8	8	8	24	9	9	9	27	8	8	8	24	51	51	102

Legend:

DG	Changquan & Daoshu & Gunshu	NG	Nanquan & Nangun	TJ	Taijiquan & Taijijian
JQ	Changquan & Jianshu & Qiangshu	ND	Nanquan & Nandao	Tot.	Total



Entry List by NOC

As of THU 7 AUG 2025

NOC	Name	Gender	Event	Date of Birth
AIN - AIN	KOTOVA Anastasiia	F	Women's 70kg	11 JUL 2006
	KRIUKOVA Viktoriia	F	Women's 60kg	25 APR 2004
AZE - Azerbaijan	PIRALIYEV Ruslan	M	Men's 70kg	5 DEC 1993
BEL - Belgium	KIREEV Daniil	M	Men's 85kg	18 JUL 1998
BER - Bermuda	DYER Krista	F	Women's 70kg	14 JAN 1988
BRA - Brazil	de OLIVEIRA MARTINS Raine Cristina	F	Women's 70kg	8 NOV 1996
	KOMAZIRO NAKAMURA Gabriel	M	Men's Nanquan - Nangun	11 DEC 1996
	PRADO CAMARGO Edinea	F	Women's 52kg	21 MAY 1989
	SILVA dos SANTOS Michele	F	Women's Changquan - Jianshu - Qiangshu	8 AUG 1991
BRU - Brunei Darussalam	LACHKAR Basma	F	Women's Taijiquan - Taijijian	25 MAR 2003
	LACHKAR Walid	M	Men's Changquan - Daoshu - Gunshu	22 NOV 2005
	ROSLAN Mohammad Adi Salihin Bin	M	Men's Nanquan - Nangun	30 MAY 2000
	WONG Hosea Zheng Yu	M	Men's Taijiquan - Taijijian	16 MAY 2003
CAN - Canada	CAI Winnie	F	Women's Changquan - Jianshu - Qiangshu	1 JAN 2001
	CHEUNG Murray	M	Men's Taijiquan - Taijijian	29 JUL 1988
CHN - China	CHEN Mengyue	F	Women's 52kg	27 APR 2000
	GAO Jiushang	M	Men's Changquan - Daoshu - Gunshu	13 FEB 1996
	LI Zhiqin	F	Women's 60kg	22 OCT 1998
	LU Zhuoling	F	Women's Taijiquan - Taijijian	22 AUG 2003
	TANG Sishuo	M	Men's 56kg	16 SEP 2005
	ZHU Hailan	F	Women's 70kg	16 NOV 1995
CIV - Côte d'Ivoire	HABA Jeanne	F	Women's 70kg	4 JUL 1997
COL - Colombia	ARMERO Juan	M	Men's 85kg	2 JUL 1998
CZE - Czechia	HOFFMANN Jan	M	Men's 70kg	23 JUN 2003
EGY - Egypt	ALY Menaalla	F	Women's 70kg	15 AUG 2002
	WAHDAN Alhussein	M	Men's 85kg	10 JAN 2004
ESP - Spain	FANDINO Andre	M	Men's 85kg	26 MAR 1987
	FERNANDES Marta Coral	F	Women's 60kg	19 JUN 1987
FRA - France	DROUARD Loan	M	Men's Changquan - Daoshu - Gunshu	25 JAN 2002
	VAUCHEZ Juliette	F	Women's Changquan - Jianshu - Qiangshu	12 DEC 1997
GBR - Great Britain	LIU Huicong	F	Women's Changquan - Jianshu - Qiangshu	20 JAN 1994
GUI - Guinea	KEITA Alpha	M	Men's 85kg	2 OCT 1999
HKG - Hong Kong, China	CHAN Tsz Ching	F	Women's 60kg	30 AUG 2006



Entry List by NOC

As of THU 7 AUG 2025

NOC	Name	Gender	Event	Date of Birth
HKG - Hong Kong, China	CHEUNG Yat Lam	M	Men's 70kg	28 AUG 2000
	SHAM Hui Yu Lydia	F	Women's Changquan - Jianshu - Qiangshu	3 AUG 2000
	TSANG Cho Kiu	F	Women's Nanquan - Nandao	26 APR 2008
	YEUNG Chung Hei	M	Men's Taijiquan - Taijijian	12 JUN 1997
INA - Indonesia	AYU PUSPA DEWI Tasya	F	Women's Nanquan - Nandao	15 OCT 2000
	GERALDINE Patricia	F	Women's Changquan - Jianshu - Qiangshu	23 SEP 2003
	REINDRA NADA GUITARA Bintang	M	Men's 56kg	27 JAN 2004
	SIREGAR Seraf Naro	M	Men's Changquan - Daoshu - Gunshu	17 SEP 2001
IND - India	BATRA Namrata	F	Women's 52kg	6 SEP 2000
	JAMWAL Abhishek	M	Men's 56kg	30 OCT 1994
	NAOREM Roshibina Devi	F	Women's 60kg	30 DEC 2000
IRI - IR Iran	ASADIAN Helia	F	Women's Nanquan - Nandao	25 APR 2006
	BAGHERZADEHVASKAS Seyedehyasaman	F	Women's 70kg	19 MAR 2004
	BANITALEBI Shahin	M	Men's Nanquan - Nangun	24 JUL 2004
	MANSOURIAN SEMIROMI Soheila	F	Women's 60kg	23 SEP 1988
	RIGI Mohammadreza	M	Men's 85kg	17 APR 1992
ITA - Italy	COSSA Lara	F	Women's Nanquan - Nandao	13 NOV 2002
	SIRTO Elisabetta	F	Women's 52kg	12 OCT 2000
	STELLUTI Dario	M	Men's Nanquan - Nangun	3 JAN 1994
JPN - Japan	ARAYA Tomohiro	M	Men's Taijiquan - Taijijian	22 OCT 1994
	KIDA Nanoha	F	Women's Changquan - Jianshu - Qiangshu	31 MAR 2000
	MATSUKAWA Akito	M	Men's Nanquan - Nangun	18 JAN 2004
	MURAKAMI Ryo	M	Men's Taijiquan - Taijijian	21 AUG 1995
	SAITO Shiho	F	Women's Taijiquan - Taijijian	23 DEC 1994
KAZ - Kazakhstan	KARIMOV Islam	M	Men's 56kg	31 MAR 2001
KOR - Korea	HONG Minjun	M	Men's 56kg	7 OCT 1991
	PARK Geunwoo	M	Men's Changquan - Daoshu - Gunshu	31 MAY 1996
	SONG Gicheol	M	Men's 70kg	21 JUL 1997
	YU Wonhee	M	Men's Taijiquan - Taijijian	15 MAY 1993
	YUN Donghae	M	Men's Nanquan - Nangun	25 FEB 1998
LBN - Lebanon	EL RASSI Alexandre	M	Men's 70kg	28 JUN 2000
	EL RASSI Barbara	F	Women's 52kg	17 OCT 1995
MAS - Malaysia	CHIN Sy Xuan Sydney	F	Women's Taijiquan - Taijijian	16 AUG 1999



Entry List by NOC

As of THU 7 AUG 2025

NOC	Name	Gender	Event	Date of Birth
MAS - Malaysia	PANG Pui Yee	F	Women's Changquan - Jianshu - Qiangshu	23 JAN 1999
	TAN Cheong Min	F	Women's Nanquan - Nandao	20 AUG 1998
	TING Su Wei Clement	M	Men's Changquan - Daoshu - Gunshu	9 FEB 1998
MEX - Mexico	VAZQUEZ Hector	M	Men's 85kg	1 DEC 2006
PHI - Philippines	BAYLON JR Carlos	M	Men's 56kg	7 OCT 1997
	COLLADO Krizan Faith	F	Women's 52kg	25 JUL 2005
	INSO Jones Llabres	M	Men's Taijiquan - Taijijian	31 JUL 1997
	WONG Agatha Chrystenzen	F	Women's Taijiquan - Taijijian	20 MAY 1998
POR - Portugal	CRUZ Silvia	F	Women's Nanquan - Nandao	14 MAY 2003
SGP - Singapore	LAW Zeanne	F	Women's Taijiquan - Taijijian	11 OCT 2005
	LIM Jowen	M	Men's Changquan - Daoshu - Gunshu	6 JAN 1999
	ONG Cassandra	F	Women's Nanquan - Nandao	22 JUL 2006
	ONG Zi Meng	M	Men's Changquan - Daoshu - Gunshu	9 SEP 2000
	TAN Vera	F	Women's Taijiquan - Taijijian	16 MAR 1998
	TAY Yu Xuan	M	Men's Taijiquan - Taijijian	26 OCT 2001
SUI - Switzerland	BEN MAHMOUD Sami	M	Men's Nanquan - Nangun	18 DEC 1985
	RAMANAN Athavan	M	Men's 70kg	25 JAN 1997
	SCHUMACHER Salome Yael	F	Women's 60kg	4 JUL 2004
SWE - Sweden	ADOLFO Andre Ceasar	M	Men's 70kg	25 DEC 2004
TKM - Turkmenistan	GOVSHUDOVA Govher	F	Women's 70kg	21 NOV 2002
TPE - Chinese Taipei	LIU Chang Min	M	Men's Nanquan - Nangun	9 AUG 2001
	LIU Pei Hsun	F	Women's Taijiquan - Taijijian	16 SEP 1999
	SUN Chia Hung	M	Men's Taijiquan - Taijijian	31 MAY 1996
	ZHANG Huan Yi	M	Men's 70kg	20 NOV 1999
UKR - Ukraine	IVANOVA Oryna	F	Women's Taijiquan - Taijijian	19 FEB 2003
	SHEVCHENKO Volodymyr	M	Men's 85kg	16 JAN 2007
USA - United States	ZHOU Zheng	M	Men's Changquan - Daoshu - Gunshu	17 SEP 2002
UZB - Uzbekistan	ABDURASHITOV Saydullo	M	Men's 56kg	20 JUL 2003
	BOYMURODOVA Charos	F	Women's 52kg	17 APR 2007
	LATISHEVA Darya	F	Women's Nanquan - Nandao	22 MAR 2000
VIE - Vietnam	DANG Tran Phuong Nhi	F	Women's Nanquan - Nandao	26 APR 2004
	DO Huy Hoang	M	Men's 56kg	27 JUN 2002
	DUONG Thuy Vi	F	Women's Changquan - Jianshu - Qiangshu	11 MAY 1993



Entry List by NOC

As of THU 7 AUG 2025

NOC	Name	Gender	Event	Date of Birth
VIE - Vietnam	NGO Thi Phuong Nga	F	Women's 52kg	29 AUG 2001
	NGUYEN Thi Thu Thuy	F	Women's 60kg	23 MAY 1998
	NONG van Huu	M	Men's Nanquan - Nangun	1 JUN 1999



SUN 10 AUG 2025
Start Time : 15:00

Session Programme

As of SAT 09 AUG 2025

Session 5

Number	Event	Phase	Color	Name	NOC Code
1	Women's 52kg	Quarterfinals	Red Blue	BOYMURODOVA Charos CHEN Mengyue	UZB CHN
2	Women's 52kg	Quarterfinals	Red Blue	BATRA Namrata EL RASSI Barbara	IND LBN
3	Women's 52kg	Quarterfinals	Red Blue	COLLADO Krizan Faith SIRTO Elisabetta	PHI ITA
4	Men's 56kg	Quarterfinals	Red Blue	KARIMOV Islam JAMWAL Abhishek	KAZ IND
5	Men's 56kg	Quarterfinals	Red Blue	HONG Minjun TANG Sishuo	KOR CHN
6	Men's 56kg	Quarterfinals	Red Blue	ABDURASHITOV Saydullo BAYLON JR Carlos	UZB PHI



SUN 10 AUG 2025

Start Time : 19:00

Session Programme

As of SAT 09 AUG 2025

Session 6

Number	Event	Phase	Color	Name	NOC Code
1	Women's 60kg	Quarterfinals	Red Blue	KRIUKOVA Viktoriia NGUYEN Thi Thu Thuy	AIN VIE
2	Women's 60kg	Quarterfinals	Red Blue	FERNANDES Marta Coral CHAN Tsz Ching	ESP HKG
3	Women's 60kg	Quarterfinals	Red Blue	NAOREM Roshibina Devi LI Zhiqin	IND CHN
4	Women's 60kg	Quarterfinals	Red Blue	MANSOURIAN SEMIROMI Soheila SCHUMACHER Salome Yael	IRI SUI
5	Women's 70kg	Quarterfinals	Red Blue	BAGHERZADEHVASKAS Seyedehyasaman DE OLIVEIRA MARTINS Raine Cristina	IRI BRA
6	Women's 70kg	Quarterfinals	Red Blue	GOVSHUDOVA Govher ZHU Hailan	TKM CHN
7	Women's 70kg	Quarterfinals	Red Blue	KOTOVA Anastasiia ALY Menaalla	AIN EGY
8	Men's 70kg	Quarterfinals	Red Blue	RAMANAN Athavan PIRALIYEV Ruslan	SUI AZE
9	Men's 70kg	Quarterfinals	Red Blue	EL RASSI Alexandre SONG Gicheol	LBN KOR
10	Men's 70kg	Quarterfinals	Red Blue	HOFFMANN Jan CHEUNG Yat Lam	CZE HKG
11	Men's 70kg	Quarterfinals	Red Blue	ADOLFO Andre Ceasar ZHANG Huan Yi	SWE TPE
12	Men's 85kg	Quarterfinals	Red Blue	WAHDAN Alhussein KIREEV Daniil	EGY BEL
13	Men's 85kg	Quarterfinals	Red Blue	ARMERO Juan RIGI Mohammadreza	COL IRI
14	Men's 85kg	Quarterfinals	Red Blue	FANDINO Andre VAZQUEZ Hector	ESP MEX



MON 11 AUG 2025

Start Time : 19:00

Session Programme

As of SUN 10 AUG 2025

Session 7

Number	Event	Phase	Color	Name	NOC Code
1	Women's 52kg	Semifinals	Red Blue	NGO Thi Phuong Nga CHEN Mengyue	VIE CHN
2	Women's 52kg	Semifinals	Red Blue	BATRA Namrata COLLADO Krizan Faith	IND PHI
3	Women's 60kg	Semifinals	Red Blue	NGUYEN Thi Thu Thuy CHAN Tsz Ching	VIE HKG
4	Women's 60kg	Semifinals	Red Blue	LI Zhiqin MANSOURIAN SEMIROMI Soheila	CHN IRI
5	Women's 70kg	Semifinals	Red Blue	DYER Krista BAGHERZADEHVASKAS Seyedehyasaman	BER IRI
6	Women's 70kg	Semifinals	Red Blue	ZHU Hailan ALY Menaalla	CHN EGY
7	Men's 56kg	Semifinals	Red Blue	DO Huy Hoang KARIMOV Islam	VIE KAZ
8	Men's 56kg	Semifinals	Red Blue	TANG Sishuo BAYLON JR Carlos	CHN PHI
9	Men's 70kg	Semifinals	Red Blue	PIRALIYEV Ruslan SONG Gicheol	AZE KOR
10	Men's 70kg	Semifinals	Red Blue	CHEUNG Yat Lam ZHANG Huan Yi	HKG TPE
11	Men's 85kg	Semifinals	Red Blue	SHEVCHENKO Volodymyr WAHDAN Alhussein	UKR EGY
12	Men's 85kg	Semifinals	Red Blue	RIGI Mohammadreza FANDINO Andre	IRI ESP



TUE 12 AUG 2025
Start Time : 19:00

Session Programme

Session 8

Number	Event	Phase	Color	Name	NOC Code
1	Women's 52kg	Bronze Medal Bout	Red Blue	NGO Thi Phuong Nga COLLADO Krizan Faith	VIE PHI
2	Women's 60kg	Bronze Medal Bout	Red Blue	CHAN Tsz Ching MANSOURIAN SEMIROMI Soheila	HKG IRI
3	Women's 70kg	Bronze Medal Bout	Red Blue	DYER Krista ALY Menaalla	BER EGY
4	Men's 56kg	Bronze Medal Bout	Red Blue	KARIMOV Islam BAYLON JR Carlos	KAZ PHI
5	Men's 70kg	Bronze Medal Bout	Red Blue	PIRALIYEV Ruslan ZHANG Huan Yi	AZE TPE
6	Men's 85kg	Bronze Medal Bout	Red Blue	SHEVCHENKO Volodymyr FANDINO Andre	UKR ESP
7	Women's 52kg	Gold Medal Bout	Red Blue	CHEN Mengyue BATRA Namrata	CHN IND
8	Women's 60kg	Gold Medal Bout	Red Blue	NGUYEN Thi Thu Thuy LI Zhiqin	VIE CHN
9	Women's 70kg	Gold Medal Bout	Red Blue	BAGHERZADEHVASKAS Seyedehyasaman ZHU Hailan	IRI CHN
10	Men's 56kg	Gold Medal Bout	Red Blue	DO Huy Hoang TANG Sishuo	VIE CHN
11	Men's 70kg	Gold Medal Bout	Red Blue	SONG Gicheol CHEUNG Yat Lam	KOR HKG
12	Men's 85kg	Gold Medal Bout	Red Blue	WAHDAN Alhussein RIGI Mohammadreza	EGY IRI



SUN 10 AUG 2025

Start Time : 15:00

End Time : 16:20

Results Summary

As of SUN 10 AUG 2025

Session 5

Contest Number	Event	Phase	Winner		Result	Loser	
			Name	NOC Code		Name	NOC Code
1	Women's 52kg	Quarterfinals	CHEN Mengyue	CHN	WPD	BOYMURODOVA Charos	UZB
2	Women's 52kg	Quarterfinals	BATRA Namrata	IND	2:0	EL RASSI Barbara	LBN
3	Women's 52kg	Quarterfinals	COLLADO Krizan Faith	PHI	2:0	SIRTO Elisabetta	ITA
4	Men's 56kg	Quarterfinals	KARIMOV Islam	KAZ	WIS	JAMWAL Abhishek	IND
5	Men's 56kg	Quarterfinals	TANG Sishuo	CHN	2:0	HONG Minjun	KOR
6	Men's 56kg	Quarterfinals	BAYLON JR Carlos	PHI	2:0	ABDURASHITOV Saydullo	UZB

Head Judge:

Chief Referee::

Legend:

WIS Win by Opponent's Injury/Sickness

WPD Win by Point Difference



SUN 10 AUG 2025
Start Time : 19:00
End Time : 21:40

Results Summary

As of SUN 10 AUG 2025

Session 6

Contest Number	Event	Phase	Winner		Result	Loser	
			Name	NOC Code		Name	NOC Code
1	Women's 60kg	Quarterfinals	NGUYEN Thi Thu Thuy	VIE	WPD	KRIUKOVA Viktoriia	AIN
2	Women's 60kg	Quarterfinals	CHAN Tsz Ching	HKG	2:0	FERNANDES Marta Coral	ESP
3	Women's 60kg	Quarterfinals	LI Zhiqin	CHN	2:1	NAOREM Roshibina Devi	IND
4	Women's 60kg	Quarterfinals	MANSOURIAN SEMIROMI Soheila	IRI	WPD	SCHUMACHER Salome Yael	SUI
5	Women's 70kg	Quarterfinals	BAGHERZADEHVASKAS Seyedehyasaman	IRI	WPD	DE OLIVEIRA MARTINS Raine Cristina	BRA
6	Women's 70kg	Quarterfinals	ZHU Hailan	CHN	WPD	GOVSHUDOVA Govher	TKM
7	Women's 70kg	Quarterfinals	ALY Menaalla	EGY	2:0	KOTOVA Anastasiia	AIN
8	Men's 70kg	Quarterfinals	PIRALIYEV Ruslan	AZE	2:0	RAMANAN Athavan	SUI
9	Men's 70kg	Quarterfinals	SONG Gicheol	KOR	2:0	EL RASSI Alexandre	LBN
10	Men's 70kg	Quarterfinals	CHEUNG Yat Lam	HKG	WPD	HOFFMANN Jan	CZE
11	Men's 70kg	Quarterfinals	ZHANG Huan Yi	TPE	WPD	ADOLFO Andre Ceasar	SWE
12	Men's 85kg	Quarterfinals	WAHDAN Alhussein	EGY	WPD	KIREEV Daniil	BEL
13	Men's 85kg	Quarterfinals	RIGI Mohammadreza	IRI	WPD	ARMERO Juan	COL
14	Men's 85kg	Quarterfinals	FANDINO Andre	ESP	WTV	VAZQUEZ Hector	MEX

Head Judge: _____

Chief Referee:: _____

Legend:

WPD Win by Point Difference

WTV Win by Technical Victory



MON 11 AUG 2025
Start Time : 19:00
End Time : 21:00

Results Summary

Session 7

Contest Number	Event	Phase	Winner		Result	Loser	
			Name	NOC Code		Name	NOC Code
1	Women's 52kg	Semifinals	CHEN Mengyue	CHN	2:0	NGO Thi Phuong Nga	VIE
2	Women's 52kg	Semifinals	BATRA Namrata	IND	2:0	COLLADO Krizan Faith	PHI
3	Women's 60kg	Semifinals	NGUYEN Thi Thu Thuy	VIE	2:0	CHAN Tsz Ching	HKG
4	Women's 60kg	Semifinals	LI Zhiqin	CHN	2:0	MANSOURIAN SEMIROMI Soheila	IRI
5	Women's 70kg	Semifinals	BAGHERZADEHVASKAS Seyedehyasaman	IRI	WPD	DYER Krista	BER
6	Women's 70kg	Semifinals	ZHU Hailan	CHN	2:0	ALY Menaalla	EGY
7	Men's 56kg	Semifinals	DO Huy Hoang	VIE	2:0	KARIMOV Islam	KAZ
8	Men's 56kg	Semifinals	TANG Sishuo	CHN	WPD	BAYLON JR Carlos	PHI
9	Men's 70kg	Semifinals	SONG Gicheol	KOR	2:0	PIRALIYEV Ruslan	AZE
10	Men's 70kg	Semifinals	CHEUNG Yat Lam	HKG	2:1	ZHANG Huan Yi	TPE
11	Men's 85kg	Semifinals	WAHDAN Alhussein	EGY	2:0	SHEVCHENKO Volodymyr	UKR
12	Men's 85kg	Semifinals	RIGI Mohammadreza	IRI	WKO	FANDINO Andre	ESP

Head Judge: _____

Chief Referee:: _____

Legend:

WKO Win by Technical Knock Out

WPD Win by Point Difference



TUE 12 AUG 2025
Start Time : 19:00
End Time : 21:40

Results Summary

Session 8

Contest Number	Event	Phase	Winner		Result	Loser	
			Name	NOC Code		Name	NOC Code
1	Women's 52kg	Bronze Medal Bout	NGO Thi Phuong Nga	VIE	WPD	COLLADO Krizan Faith	PHI
2	Women's 60kg	Bronze Medal Bout	MANSOURIAN SEMIROMI Soheila	IRI	2:0	CHAN Tsz Ching	HKG
3	Women's 70kg	Bronze Medal Bout	ALY Menaalla	EGY	2:0	DYER Krista	BER
4	Men's 56kg	Bronze Medal Bout	BAYLON JR Carlos	PHI	2:0	KARIMOV Islam	KAZ
5	Men's 70kg	Bronze Medal Bout	ZHANG Huan Yi	TPE	2:0	PIRALIYEV Ruslan	AZE
6	Men's 85kg	Bronze Medal Bout	FANDINO Andre	ESP	2:0	SHEVCHENKO Volodymyr	UKR
7	Women's 52kg	Gold Medal Bout	CHEN Mengyue	CHN	2:0	BATRA Namrata	IND
8	Women's 60kg	Gold Medal Bout	LI Zhiqin	CHN	2:0	NGUYEN Thi Thu Thuy	VIE
9	Women's 70kg	Gold Medal Bout	BAGHERZADEHVASKAS Seyedehyasaman	IRI	2:1	ZHU Hailan	CHN
10	Men's 56kg	Gold Medal Bout	TANG Sishuo	CHN	WPD	DO Huy Hoang	VIE
11	Men's 70kg	Gold Medal Bout	SONG Gicheol	KOR	2:1	CHEUNG Yat Lam	HKG
12	Men's 85kg	Gold Medal Bout	WAHDAN Alhussein	EGY	2:1	RIGI Mohammadreza	IRI

Head Judge: _____

Chief Referee:: _____

Legend:
WPD Win by Point Difference



Medallists by Event

As of TUE 12 AUG 2025

Event	Medal	Name	NOC Code
Men's Changquan - Daoshu - Gunshu	GOLD	GAO Jiushang	CHN
	SILVER	SIREGAR Seraf Naro	INA
	BRONZE	LIM Jowen	SGP
Men's Nanquan - Nangun	GOLD	BANITALEBI Shahin	IRI
	SILVER	ROSLAN Mohammad Adi Salihin Bin	BRU
	BRONZE	LIU Chang Min	TPE
Men's Taijiquan - Taijijian	GOLD	YEUNG Chung Hei	HKG
	SILVER	ARAYA Tomohiro	JPN
	BRONZE	TAY Yu Xuan	SGP
Women's Changquan - Jianshu - Qiangshu	GOLD	SHAM Hui Yu Lydia	HKG
	SILVER	PANG Pui Yee	MAS
	BRONZE	KIDA Nanoha	JPN
Women's Nanquan - Nandao	GOLD	TAN Cheong Min	MAS
	SILVER	LATISHEVA Darya	UZB
	BRONZE	ONG Cassandra	SGP
Women's Taijiquan - Taijijian	GOLD	LU Zhuoling	CHN
	SILVER	LAW Zeanne	SGP
	BRONZE	CHIN Sy Xuan Sydney	MAS
Women's 52kg	GOLD	CHEN Mengyue	CHN
	SILVER	BATRA Namrata	IND
	BRONZE	NGO Thi Phuong Nga	VIE
Women's 60kg	GOLD	LI Zhiqin	CHN
	SILVER	NGUYEN Thi Thu Thuy	VIE
	BRONZE	MANSOURIAN SEMIROMI Soheila	IRI



Medallists by Event

As of TUE 12 AUG 2025

Event	Medal	Name	NOC Code
Women's 70kg	GOLD	BAGHERZADEHVASKAS Seyedehyasaman	IRI
	SILVER	ZHU Hailan	CHN
	BRONZE	ALY Menaalla	EGY
Men's 56kg	GOLD	TANG Sishuo	CHN
	SILVER	DO Huy Hoang	VIE
	BRONZE	BAYLON JR Carlos	PHI
Men's 70kg	GOLD	SONG Gicheol	KOR
	SILVER	CHEUNG Yat Lam	HKG
	BRONZE	ZHANG Huan Yi	TPE
Men's 85kg	GOLD	WAHDAN Alhussein	EGY
	SILVER	RIGI Mohammadreza	IRI
	BRONZE	FANDINO Andre	ESP



Medal Standings

As of TUE 12 AUG 2025

Rank	NOC	Taolu				Sanda				SUM			Rank by Total
		G	S	B	T	G	S	B	T	G	S	B	
1	CHN - China	2			2	3	1		4	5	1		1
2	IRI - Islamic Republic of Iran	1			1	1	1	1	3	2	1	1	=2
3	HKG - Hong Kong, China	2			2		1		1	2	1		=4
4	MAS - Malaysia	1	1	1	3					1	1	1	=4
5	EGY - Egypt					1		1	2	1		1	=7
6	KOR - Korea					1			1	1			=10
7	VIE - Vietnam						2	1	3		2	1	=4
8	SGP - Singapore		1	3	4						1	3	=2
9	JPN - Japan		1	1	2						1	1	=7
10	UZB - Uzbekistan		1		1						1		=10
10	IND - India						1		1		1		=10
10	INA - Indonesia		1		1						1		=10
10	BRU - Brunei Darussalam		1		1						1		=10
14	TPE - Chinese Taipei			1	1			1	1			2	=7
15	PHI - Philippines							1	1			1	=10
15	ESP - Spain							1	1			1	=10
Total:		6	6	6	18	6	6	6	18	12	12	12	

Legend:

= Equal sign indicates that two or more NATs share the same rank by total **G** Gold **S** Silver **B** Bronze **T** Total



TWG
2025
CHENGDU



WUSHU

Men's 56kg



Entry List By Event

As of THU 7 AUG 2025

NOC Code	Name	Date of Birth
CHN	TANG Sishuo	16 SEP 2005
INA	REINDRA NADA GUITARA Bintang	27 JAN 2004
IND	JAMWAL Abhishek	30 OCT 1994
KAZ	KARIMOV Islam	31 MAR 2001
KOR	HONG Minjun	7 OCT 1991
PHI	BAYLON JR Carlos	7 OCT 1997
UZB	ABDURASHITOV Saydullo	20 JUL 2003
VIE	DO Huy Hoang	27 JUN 2002



Brackets

As of TUE 12 AUG 2025

Quarterfinals	Semifinals	Final
1 DO Huy Hoang (VIE)	DO Huy Hoang (VIE)	
8 - Bye -		
		DO Huy Hoang (VIE) 2:0
5 KARIMOV Islam (KAZ)	KARIMOV Islam (KAZ) WIS	
4 JAMWAL Abhishek (IND)		
		TANG Sishuo (CHN) WPD
3 HONG Minjun (KOR)	TANG Sishuo (CHN) 2:0	
6 TANG Sishuo (CHN)		
		TANG Sishuo (CHN) WPD
7 ABDURASHITOV Saydullo (UZB)	BAYLON JR Carlos (PHI) 2:0	
2 BAYLON JR Carlos (PHI)		
		Gold Medal CHN - TANG Sishuo
		Silver Medal VIE - DO Huy Hoang
		Bronze Medal PHI - BAYLON JR Carlos

Bronze Medal Bout
KARIMOV Islam (KAZ)
BAYLON JR Carlos (PHI) 2:0
BAYLON JR Carlos (PHI)

Legend:			
WBR Win by Rounds	WIS Win by Opponent Injury/Sickness	WPD Win by Point Difference	



Medallists

As of TUE 12 AUG 2025

Medal	Name	NOC Code
Gold	TANG Sishuo	CHN
Silver	DO Huy Hoang	VIE
Bronze	BAYLON JR Carlos	PHI

Head Judge: _____

Chief Referee: _____



Results

As of TUE 12 AUG 2025

Loser					0:2	Winner				
Red						Blue				
KAZ-KARIMOV Islam(56.00KG)						PHI-BAYLON JR Carlos(55.60KG)				
Admonitions	Warning	F/0	F/C	Score	Round Winner	Score	F/C	F/0	Warning	Admonitions
0	0	0	0	0	R1 Blue	5	0	0	0	0
0	0	2	0	0	R2 Blue	5	0	0	0	0

Chief Scheduler-Recorder: _____

Head Judge: _____



Results

As of TUE 12 AUG 2025

Loser					WPD	Winner				
Red						Blue				
VIE-DO Huy Hoang(55.97KG)						CHN-TANG Sishuo(55.69KG)				
Admonitions	Warning	F/0	F/C	Score	Round Winner	Score	F/C	F/0	Warning	Admonitions
0	0	1	0	-	R1 Blue(WPD)	-	0	0	0	0

Chief Scheduler-Recorder: _____

Head Judge: _____

Legend:

WPD Win by Point Difference

Timing and Results provided by Tissot



Results

As of MON 11 AUG 2025

Winner					2:0	Loser					
Red						Blue					
VIE-DO Huy Hoang(55.92KG)						KAZ-KARIMOV Islam(55.74KG)					
Admonitions	Warning	F/0	F/C	Score	Round Winner	Score	F/C	F/0	Warning	Admonitions	
0	0	0	0	5	R1 Red	0	0	0	0	0	
0	0	0	0	5	R2 Red	0	0	0	0	0	

Chief Scheduler-Recorder: _____

Head Judge: _____



Results

As of MON 11 AUG 2025

Winner					WPD	Loser					
Red						Blue					
CHN-TANG Sishuo(55.65KG)						PHI-BAYLON JR Carlos(55.38KG)					
Admonitions	Warning	F/0	F/C	Score	Round Winner	Score	F/C	F/0	Warning	Admonitions	
0	0	0	0	-	R1 Red(WPD)	-	0	0	0	0	

Chief Scheduler-Recorder: _____

Head Judge: _____

Legend:

WPD Win by Point Difference



Results

As of SUN 10 AUG 2025

Winner					WIS	Loser				
Red						Blue				
KAZ-KARIMOV Islam(55.74KG)						IND-JAMWAL Abhishek(55.66KG)				
Admonitions	Warning	F/0	F/C	Score	Round Winner	Score	F/C	F/0	Warning	Admonitions
0	0	0	0	-	R1 Red(WIS)	-	0	0	0	0

Chief Scheduler-Recorder: _____

Head Judge: _____

Legend:

WIS Win by Opponent's Injury/Sickness



Results

As of SUN 10 AUG 2025

Loser					0:2	Winner				
Red						Blue				
KOR-HONG Minjun(55.74KG)						CHN-TANG Sishuo(55.85KG)				
Admonitions	Warning	F/0	F/C	Score	Round Winner	Score	F/C	F/0	Warning	Admonitions
0	0	0	0	0	R1 Blue	5	0	0	0	0
0	0	0	0	0	R2 Blue	5	0	0	0	0

Chief Scheduler-Recorder: _____

Head Judge: _____



Results

As of SUN 10 AUG 2025

Loser					0:2	Winner					
Red						Blue					
UZB-ABDURASHITOV Saydullo(55.76KG)						PHI-BAYLON JR Carlos(55.27KG)					
Admonitions	Warning	F/0	F/C	Score	Round Winner	Score	F/C	F/0	Warning	Admonitions	
0	0	0	0	0+1D	R1 Blue	4+1D	0	0	0	0	
0	0	1	0	0	R2 Blue	5	0	0	0	2	

Chief Scheduler-Recorder: _____

Head Judge: _____



TWG
2025
CHENGDU



WUSHU

Men's 70kg



Entry List By Event

As of THU 7 AUG 2025

NOC Code	Name	Date of Birth
AZE	PIRALIYEV Ruslan	5 DEC 1993
CZE	HOFFMANN Jan	23 JUN 2003
HKG	CHEUNG Yat Lam	28 AUG 2000
KOR	SONG Gicheol	21 JUL 1997
LBN	EL RASSI Alexandre	28 JUN 2000
SUI	RAMANAN Athavan	25 JAN 1997
SWE	ADOLFO Andre Ceasar	25 DEC 2004
TPE	ZHANG Huan Yi	20 NOV 1999



Brackets

As of TUE 12 AUG 2025

Quarterfinals	Semifinals	Final
1 RAMANAN Athavan (SUI)	PIRALIYEV Ruslan (AZE) 2:0	SONG Gicheol (KOR) 2:0
8 PIRALIYEV Ruslan (AZE)		
5 EL RASSI Alexandre (LBN)	SONG Gicheol (KOR) 2:0	
4 SONG Gicheol (KOR)		SONG Gicheol (KOR) 2:1
3 HOFFMANN Jan (CZE)	CHEUNG Yat Lam (HKG) WPD	
6 CHEUNG Yat Lam (HKG)		CHEUNG Yat Lam (HKG) 2:1
7 ADOLFO Andre Ceasar (SWE)	ZHANG Huan Yi (TPE) WPD	
2 ZHANG Huan Yi (TPE)		
<div>Gold Medal KOR - SONG Gicheol</div> <div>Silver Medal HKG - CHEUNG Yat Lam</div> <div>Bronze Medal TPE - ZHANG Huan Yi</div>		

Bronze Medal Bout	
PIRALIYEV Ruslan (AZE)	ZHANG Huan Yi (TPE) 2:0
ZHANG Huan Yi (TPE)	

Legend:	
WBR Win by Rounds	WPD Win by Point Difference



Medallists

As of TUE 12 AUG 2025

Medal	Name	NOC Code
Gold	SONG Gicheol	KOR
Silver	CHEUNG Yat Lam	HKG
Bronze	ZHANG Huan Yi	TPE

Head Judge: _____

Chief Referee: _____



Results

As of TUE 12 AUG 2025

Loser					0:2	Winner					
Red						Blue					
AZE-PIRALIYEV Ruslan(69.04KG)						TPE-ZHANG Huan Yi(69.39KG)					
Admonitions	Warning	F/0	F/C	Score	Round Winner	Score	F/C	F/0	Warning	Admonitions	
1	0	0	0	0	R1 Blue	5	0	0	0	0	
0	0	0	0	1+2D	R2 Blue	2+2D	0	1	0	1	

Chief Scheduler-Recorder: _____

Head Judge: _____



Results

As of TUE 12 AUG 2025

Winner					2:1	Loser					
Red						Blue					
KOR-SONG Gicheol(69.57KG)						HKG-CHEUNG Yat Lam(69.92KG)					
Admonitions	Warning	F/0	F/C	Score		Round Winner	Score	F/C	F/0	Warning	Admonitions
0	0	0	0	5	R1 Red	0	0	0	0	0	
0	0	0	0	1	R2 Blue	4	0	0	0	0	
0	0	0	0	5	R3 Red	0	0	0	0	0	

Chief Scheduler-Recorder: _____

Head Judge: _____



Results

As of MON 11 AUG 2025

Loser					0:2	Winner					
Red						Blue					
AZE-PIRALIYEV Ruslan(68.96KG)						KOR-SONG Gicheol(69.69KG)					
Admonitions	Warning	F/0	F/C	Score	Round Winner	Score	F/C	F/0	Warning	Admonitions	
0	0	0	0	0	R1 Blue	5	0	0	0	0	
0	0	0	0	0+1D	R2 Blue	4+1D	0	0	0	1	

Chief Scheduler-Recorder: _____

Head Judge: _____



Results

As of MON 11 AUG 2025

Winner					2:1	Loser				
Red						Blue				
HKG-CHEUNG Yat Lam(69.84KG)						TPE-ZHANG Huan Yi(69.62KG)				
Admonitions	Warning	F/0	F/C	Score	Round Winner	Score	F/C	F/0	Warning	Admonitions
0	0	0	0	5	R1 Red	0	0	0	0	0
1	0	0	0	1+3D	R2 Blue	1+3D	0	0	0	0
0	0	0	0	4	R3 Red	1	0	0	0	0

Chief Scheduler-Recorder: _____

Head Judge: _____



Results

As of SUN 10 AUG 2025

Loser					0:2	Winner					
Red						Blue					
SUI-RAMANAN Athavan(68.96KG)						AZE-PIRALIYEV Ruslan(69.49KG)					
Admonitions	Warning	F/0	F/C	Score	Round Winner	Score	F/C	F/0	Warning	Admonitions	
0	0	0	0	0	R1 Blue	5	0	0	0	0	
0	0	0	0	0	R2 Blue	5	0	0	0	1	

Chief Scheduler-Recorder: _____

Head Judge: _____



Results

As of SUN 10 AUG 2025

Loser					0:2	Winner					
Red						Blue					
LBN-EL RASSI Alexandre(69.56KG)						KOR-SONG Gicheol(69.66KG)					
Admonitions	Warning	F/0	F/C	Score	Round Winner	Score	F/C	F/0	Warning	Admonitions	
0	0	1	0	0	R1 Blue	5	0	0	0	0	
0	0	1	0	0	R2 Blue	5	0	0	0	0	

Chief Scheduler-Recorder: _____

Head Judge: _____



Results

As of SUN 10 AUG 2025

Loser					WPD	Winner				
Red						Blue				
CZE-HOFFMANN Jan(67.97KG)						HKG-CHEUNG Yat Lam(69.57KG)				
Admonitions	Warning	F/0	F/C	Score	Round Winner	Score	F/C	F/0	Warning	Admonitions
0	0	0	0	-	R1 Blue(WPD)	-	0	0	0	0

Chief Scheduler-Recorder: _____

Head Judge: _____

Legend:

WPD Win by Point Difference



Results

As of SUN 10 AUG 2025

Loser					WPD	Winner					
Red						Blue					
SWE-ADOLFO Andre Ceasar(69.91KG)						TPE-ZHANG Huan Yi(69.89KG)					
Admonitions	Warning	F/0	F/C	Score	Round Winner	Score	F/C	F/0	Warning	Admonitions	
0	0	0	0	0	R1 Blue	5	0	0	0	0	
0	0	0	1	-	R2 Blue(WPD)	-	0	0	0	0	

Chief Scheduler-Recorder: _____

Head Judge: _____

Legend:

WPD Win by Point Difference



TWG
2025
CHENGDU



WUSHU

Men's 85kg



Entry List By Event

As of THU 7 AUG 2025

NOC Code	Name	Date of Birth
BEL	KIREEV Daniil	18 JUL 1998
COL	ARMERO Juan	2 JUL 1998
EGY	WAHDAN Alhussein	10 JAN 2004
ESP	FANDINO Andre	26 MAR 1987
GUI	KEITA Alpha	2 OCT 1999
IRI	RIGI Mohammadreza	17 APR 1992
MEX	VAZQUEZ Hector	1 DEC 2006
UKR	SHEVCHENKO Volodymyr	16 JAN 2007



Brackets

As of TUE 12 AUG 2025

Quarterfinals	Semifinals	Final	
1 SHEVCHENKO Volodymyr (UKR)	SHEVCHENKO Volodymyr (UKR)	WAHDAN Alhussein (EGY) 2:0	
8 - Bye -			
5 WAHDAN Alhussein (EGY)	WAHDAN Alhussein (EGY) WPD		
4 KIREEV Daniil (BEL)			
3 ARMERO Juan (COL)	RIGI Mohammadreza (IRI) WPD	WAHDAN Alhussein (EGY) 2:1	
6 RIGI Mohammadreza (IRI)			
7 FANDINO Andre (ESP)	RIGI Mohammadreza (IRI) WKO		
2 VAZQUEZ Hector (MEX)			
		RIGI Mohammadreza (IRI) WKO	
		Gold Medal EGY - WAHDAN Alhussein	
		Silver Medal IRI - RIGI Mohammadreza	
		Bronze Medal ESP - FANDINO Andre	

Bronze Medal Bout	
SHEVCHENKO Volodymyr (UKR)	FANDINO Andre (ESP) 2:0
FANDINO Andre (ESP)	

Legend:			
WBR	Win by Rounds	WKO	Win by Technical Knock Out
WTV	Win by Technical Victory	WPD	Win by Point Difference



Medallists

As of TUE 12 AUG 2025

Medal	Name	NOC Code
Gold	WAHDAN Alhussein	EGY
Silver	RIGI Mohammadreza	IRI
Bronze	FANDINO Andre	ESP

Head Judge: _____

Chief Referee: _____



Results

As of TUE 12 AUG 2025

Loser					0:2	Winner					
Red						Blue					
UKR-SHEVCHENKO Volodymyr(83.45KG)						ESP-FANDINO Andre(84.26KG)					
Admonitions	Warning	F/0	F/C	Score	Round Winner	Score	F/C	F/0	Warning	Admonitions	
0	0	0	0	0	R1 Blue	5	0	0	0	0	
0	0	0	0	0	R2 Blue	5	0	0	0	0	

Chief Scheduler-Recorder: _____

Head Judge: _____



Results

As of TUE 12 AUG 2025

Winner					2:1	Loser					
Red						Blue					
EGY-WAHDAN Alhussein(83.82KG)						IRI-RIGI Mohammadreza(82.75KG)					
Admonitions	Warning	F/0	F/C	Score	Round Winner	Score	F/C	F/0	Warning	Admonitions	
0	0	0	0	2+1D	R1 Red	2+1D	0	1	0	1	
1	0	1	0	2+1D	R2 Blue	2+1D	0	0	0	1	
0	0	0	0	3	R3 Red	2	0	1	0	1	

Chief Scheduler-Recorder: _____

Head Judge: _____



Results

As of MON 11 AUG 2025

Loser					0:2	Winner					
Red						Blue					
UKR-SHEVCHENKO Volodymyr(83.69KG)						EGY-WAHDAN Alhussein(83.71KG)					
Admonitions	Warning	F/0	F/C	Score	Round Winner	Score	F/C	F/0	Warning	Admonitions	
0	0	2	0	0	R1 Blue	5	0	0	0	0	
0	0	0	0	0	R2 Blue	5	0	0	0	0	

Chief Scheduler-Recorder: _____

Head Judge: _____



Results

As of MON 11 AUG 2025

Winner					WKO	Loser				
Red						Blue				
IRI-RIGI Mohammadreza(82.82KG)						ESP-FANDINO Andre(84.31KG)				
Admonitions	Warning	F/0	F/C	Score	Round Winner	Score	F/C	F/0	Warning	Admonitions
0	0	0	0	-	R1 Red(WKO)	-	1	1	0	0

Chief Scheduler-Recorder: _____

Head Judge: _____

Legend:
WKO Win by Technical Knock Out



Results

As of SUN 10 AUG 2025

Winner					WPD	Loser					
Red						Blue					
EGY-WAHDAN Alhussein(83.55KG)						BEL-KIREEV Daniil(84.34KG)					
Admonitions	Warning	F/0	F/C	Score	Round Winner	Score	F/C	F/0	Warning	Admonitions	
0	0	1	0	5	R1 Red	0	0	1	0	0	
0	0	0	0	-	R2 Red(WPD)	-	1	1	0	0	

Chief Scheduler-Recorder: _____

Head Judge: _____

Legend:
WPD Win by Point Difference



Results

As of SUN 10 AUG 2025

Loser					WPD	Winner				
Red						Blue				
COL-ARMERO Juan(82.36KG)						IRI-RIGI Mohammadreza(82.88KG)				
Admonitions	Warning	F/0	F/C	Score	Round Winner	Score	F/C	F/0	Warning	Admonitions
1	0	0	0	-	R1 Blue(WPD)	-	0	0	0	0

Chief Scheduler-Recorder: _____

Head Judge: _____

Legend:

WPD Win by Point Difference



Results

As of SUN 10 AUG 2025

Winner					WTV	Loser				
Red						Blue				
ESP-FANDINO Andre(84.19KG)						MEX-VAZQUEZ Hector(83.78KG)				
Admonitions	Warning	F/0	F/C	Score	Round Winner	Score	F/C	F/0	Warning	Admonitions
0	0	0	0	-	R1 Red(WTV)	-	1	0	0	0

Chief Scheduler-Recorder: _____

Head Judge: _____

Legend:

WTV Win by Technical Victory



TWG
2025
CHENGDU



WUSHU

Men's Changquan - Daoshu -
Gunshu



Entry List By Event

As of THU 7 AUG 2025

NOC Code	Name	Date of Birth
BRU	LACHKAR Walid	22 NOV 2005
CHN	GAO Jiushang	13 FEB 1996
FRA	DROUARD Loan	25 JAN 2002
INA	SIREGAR Seraf Naro	17 SEP 2001
KOR	PARK Geunwoo	31 MAY 1996
MAS	TING Su Wei Clement	9 FEB 1998
SGP	LIM Jowen	6 JAN 1999
SGP	ONG Zi Meng	9 SEP 2000
USA	ZHOU Zheng	17 SEP 2002



Results Summary

As of SAT 9 AUG 2025

Rank	NOC Code	Name	Changquan	Daoshu	Gunshu	Total
1	CHN	GAO Jiushang	9.800	9.800	9.793	29.393
2	INA	SIREGAR Seraf Naro	9.760	9.763	9.760	29.283
3	SGP	LIM Jowen	9.743	9.746	9.750	29.239
4	USA	ZHOU Zheng	9.713	9.713	9.720	29.146
5	MAS	TING Su Wei Clement	9.436	9.746	9.633	28.815
6	BRU	LACHKAR Walid	9.576	9.346	9.666	28.588
7	SGP	ONG Zi Meng	9.086	9.726	9.713	28.525
8	KOR	PARK Geunwoo	9.153	9.683	9.356	28.192
9	FRA	DROUARD Loan	9.620	DNS	DNS	9.620

Chief Scheduler-Recorder:

Head Judge:

Legend:

DNS Did not start

**Medallists**

As of SAT 9 AUG 2025

Medal	Athlete	NOC Code
GOLD	GAO Jiushang	CHN
SILVER	SIREGAR Seraf Naro	INA
BRONZE	LIM Jowen	SGP

Chief Scheduler-Recorder:

Head Judge:

**Start List**

As of THU 7 AUG 2025

Start Order	Name	NOC Code
1	LACHKAR Walid	BRU
2	ONG Zi Meng	SGP
3	PARK Geunwoo	KOR
4	TING Su Wei Clement	MAS
5	LIM Jowen	SGP
6	SIREGAR Seraf Naro	INA
7	DROUARD Loan	FRA
8	ZHOU Zheng	USA
9	GAO Jiushang	CHN

Chief Scheduler-Recorder: _____

Head Judge: _____



FRI 8 AUG 2025
Start Time: 9:50

Results

As of FRI 8 AUG 2025

Rank	NOC Code	Name	A	B	C	T	Time_Deduction	Score
1	CHN	GAO Jiushang	5.00	2.800	2.00			9.800
2	INA	SIREGAR Seraf Naro	5.00	2.760	2.00			9.760
3	SGP	LIM Jowen	5.00	2.743	2.00			9.743
4	USA	ZHOU Zheng	5.00	2.713	2.00			9.713
5	FRA	DROUARD Loan	4.90	2.720	2.00			9.620
6	BRU	LACHKAR Walid	4.90	2.676	2.00			9.576
7	MAS	TING Su Wei Clement	4.85	2.736	1.85			9.436
8	KOR	PARK Geunwoo	4.65	2.703	1.80			9.153
9	SGP	ONG Zi Meng	5.00	2.686	1.40			9.086

Chief Scheduler-Recoder: _____

Head Judge: _____

Legend:

A Quality of Movement **B** Overall Performance **C** Degree of Difficulty
T May deduct points should a routine duration be for choreography errors
Time_Deduction May deduct points should a routine duration be under or over time



SAT 9 AUG 2025

Start Time: 10:05

Start List

As of THU 7 AUG 2025

Start Order	Name	NOC Code
1	LACHKAR Walid	BRU
2	ZHOU Zheng	USA
3	LIM Jowen	SGP
4	SIREGAR Seraf Naro	INA
5	PARK Geunwoo	KOR
6	DROUARD Loan	FRA
7	TING Su Wei Clement	MAS
8	GAO Jiushang	CHN
9	ONG Zi Meng	SGP

Chief Scheduler-Recorder: _____

Head Judge: _____



SAT 9 AUG 2025
Start Time: 10:05

Results

As of SAT 9 AUG 2025

Rank	NOC Code	Name	A	B	C	T	Time_Deduction	Score
1	CHN	GAO Jiushang	5.00	2.800	2.00			9.800
2	INA	SIREGAR Seraf Naro	5.00	2.763	2.00			9.763
3	SGP	LIM Jowen	5.00	2.746	2.00			9.746
4	MAS	TING Su Wei Clement	5.00	2.746	2.00			9.746
5	SGP	ONG Zi Meng	5.00	2.726	2.00			9.726
6	USA	ZHOU Zheng	5.00	2.713	2.00			9.713
7	KOR	PARK Geunwoo	4.95	2.733	2.00			9.683
8	BRU	LACHKAR Walid	4.90	2.696	1.75			9.346
DNS	FRA	DROUARD Loan	-	-	-			-

Chief Scheduler-Recoder:

Head Judge:

Legend:

A Quality of Movement

B Overall Performance

C Degree of Difficulty

T May deduct points should a routine duration be for choreography errors

Time_Deduction May deduct points should a routine duration be under or over time

DNS Did not start

SAT 9 AUG 2025
Start Time: 19:00**Start List**

As of THU 7 AUG 2025

Start Order	Name	NOC Code
1	PARK Geunwoo	KOR
2	SIREGAR Seraf Naro	INA
3	LIM Jowen	SGP
4	DROUARD Loan	FRA
5	TING Su Wei Clement	MAS
6	GAO Jiushang	CHN
7	ONG Zi Meng	SGP
8	ZHOU Zheng	USA
9	LACHKAR Walid	BRU

Chief Scheduler-Recoder: _____

Head Judge: _____



SAT 9 AUG 2025
Start Time: 19:00

Results

As of SAT 9 AUG 2025

Rank	NOC Code	Name	A	B	C	T	Time_Deduction	Score
1	CHN	GAO Jiushang	5.00	2.793	2.00			9.793
2	INA	SIREGAR Seraf Naro	5.00	2.760	2.00			9.760
3	SGP	LIM Jowen	5.00	2.750	2.00			9.750
4	USA	ZHOU Zheng	5.00	2.720	2.00			9.720
5	SGP	ONG Zi Meng	5.00	2.713	2.00			9.713
6	BRU	LACHKAR Walid	4.95	2.716	2.00			9.666
7	MAS	TING Su Wei Clement	4.90	2.733	2.00			9.633
8	KOR	PARK Geunwoo	4.85	2.706	1.80			9.356
DNS	FRA	DROUARD Loan	-	-	-			-

Chief Scheduler-Recoder:

Head Judge:

Legend:

A Quality of Movement

B Overall Performance

C Degree of Difficulty

T May deduct points should a routine duration be for choreography errors

Time_Deduction May deduct points should a routine duration be under or over time

DNS Did not start



TWG
2025
CHENGDU



WUSHU

Men's Nanquan - Nangun



Entry List By Event

As of THU 7 AUG 2025

NOC Code	Name	Date of Birth
BRA	KOMAZIRO NAKAMURA Gabriel	11 DEC 1996
BRU	ROSLAN Mohammad Adi Salihin Bin	30 MAY 2000
IRI	BANITALEBI Shahin	24 JUL 2004
ITA	STELLUTI Dario	3 JAN 1994
JPN	MATSUKAWA Akito	18 JAN 2004
KOR	YUN Donghae	25 FEB 1998
SUI	BEN MAHMOUD Sami	18 DEC 1985
TPE	LIU Chang Min	9 AUG 2001
VIE	NONG van Huu	1 JUN 1999



Results Summary

As of FRI 8 AUG 2025

Rank	NOC Code	Name	Nanquan	Nangun	Total
1	IRI	BANITALEBI Shahin	9.710	9.756	19.466
2	BRU	ROSLAN Mohammad Adi Salihin Bin	9.716	9.740	19.456
3	TPE	LIU Chang Min	9.740	9.690	19.430
4	JPN	MATSUKAWA Akito	9.666	9.696	19.362
5	SUI	BEN MAHMOUD Sami	9.646	9.693	19.339
6	ITA	STELLUTI Dario	9.426	9.660	19.086
7	KOR	YUN Donghae	9.053	9.376	18.429
8	BRA	KOMAZIRO NAKAMURA Gabriel	8.790	9.306	18.096
9	VIE	NONG van Huu	8.926	9.056	17.982

Chief Scheduler-Recoder: _____

Head Judge: _____

**Medallists**

As of FRI 8 AUG 2025

Medal	Athlete	NOC Code
GOLD	BANITALEBI Shahin	IRI
SILVER	ROSLAN Mohammad Adi Salihin Bin	BRU
BRONZE	LIU Chang Min	TPE

Chief Scheduler-Recoder:

Head Judge:

**Start List**

As of THU 7 AUG 2025

Start Order	Name	NOC Code
1	MATSUKAWA Akito	JPN
2	NONG van Huu	VIE
3	BANITALEBI Shahin	IRI
4	STELLUTI Dario	ITA
5	BEN MAHMOUD Sami	SUI
6	KOMAZIRO NAKAMURA Gabriel	BRA
7	LIU Chang Min	TPE
8	ROSLAN Mohammad Adi Salihin Bin	BRU
9	YUN Donghae	KOR

Chief Scheduler-Recoder: _____

Head Judge: _____



Results

As of FRI 8 AUG 2025

Rank	NOC Code	Name	A	B	C	T	Time_Deduction	Score
1	TPE	LIU Chang Min	5.00	2.740	2.00			9.740
2	BRU	ROSLAN Mohammad Adi Salihin Bin	5.00	2.716	2.00			9.716
3	IRI	BANITALEBI Shahin	5.00	2.710	2.00			9.710
4	JPN	MATSUKAWA Akito	5.00	2.666	2.00			9.666
5	SUI	BEN MAHMOUD Sami	5.00	2.646	2.00			9.646
6	ITA	STELLUTI Dario	5.00	2.626	1.80			9.426
7	KOR	YUN Donghae	4.70	2.703	1.65			9.053
8	VIE	NONG van Huu	4.90	2.676	1.35			8.926
9	BRA	KOMAZIRO NAKAMURA Gabriel	4.90	2.640	1.25			8.790

Chief Scheduler-Recoder: _____

Head Judge: _____

Legend:

A Quality of Movement **B** Overall Performance **C** Degree of Difficulty
T May deduct points should a routine duration be for choreography errors
Time_Deduction May deduct points should a routine duration be under or over time



Start List

As of THU 7 AUG 2025

Start Order	Name	NOC Code
1	LIU Chang Min	TPE
2	STELLUTI Dario	ITA
3	NONG van Huu	VIE
4	YUN Donghae	KOR
5	MATSUKAWA Akito	JPN
6	BANITALEBI Shahin	IRI
7	KOMAZIRO NAKAMURA Gabriel	BRA
8	ROSLAN Mohammad Adi Salihin Bin	BRU
9	BEN MAHMOUD Sami	SUI

Chief Scheduler-Recorder: _____

Head Judge: _____



Results

As of FRI 8 AUG 2025

Rank	NOC Code	Name	A	B	C	T	Time_Deduction	Score
1	IRI	BANITALEBI Shahin	5.00	2.756	2.00			9.756
2	BRU	ROSLAN Mohammad Adi Salihin Bin	5.00	2.740	2.00			9.740
3	JPN	MATSUKAWA Akito	5.00	2.696	2.00			9.696
4	SUI	BEN MAHMOUD Sami	5.00	2.693	2.00			9.693
5	TPE	LIU Chang Min	4.95	2.740	2.00			9.690
6	ITA	STELLUTI Dario	5.00	2.660	2.00			9.660
7	KOR	YUN Donghae	4.90	2.726	1.75			9.376
8	BRA	KOMAZIRO NAKAMURA Gabriel	4.85	2.656	1.80			9.306
9	VIE	NONG van Huu	4.80	2.706	1.55			9.056

Chief Scheduler-Recoder: _____

Head Judge: _____

Legend:

A Quality of Movement **B** Overall Performance **C** Degree of Difficulty
T May deduct points should a routine duration be for choreography errors
Time_Deduction May deduct points should a routine duration be under or over time



TWG
2025
CHENGDU



WUSHU

Men's Taijiquan - Taijijian



Entry List By Event

As of THU 7 AUG 2025

NOC Code	Name	Date of Birth
BRU	WONG Hosea Zheng Yu	16 MAY 2003
CAN	CHEUNG Murray	29 JUL 1988
HKG	YEUNG Chung Hei	12 JUN 1997
JPN	ARAYA Tomohiro	22 OCT 1994
JPN	MURAKAMI Ryo	21 AUG 1995
KOR	YU Wonhee	15 MAY 1993
PHI	INSO Jones Llabres	31 JUL 1997
SGP	TAY Yu Xuan	26 OCT 2001
TPE	SUN Chia Hung	31 MAY 1996



Results Summary

As of SAT 9 AUG 2025

Rank	NOC Code	Name	Taijiquan	Taijijian	Total
1	HKG	YEUNG Chung Hei	9.766	9.760	19.526
2	JPN	ARAYA Tomohiro	9.710	9.766	19.476
3	SGP	TAY Yu Xuan	9.740	9.736	19.476
4	TPE	SUN Chia Hung	9.763	9.710	19.473
5	BRU	WONG Hosea Zheng Yu	9.730	9.723	19.453
6	JPN	MURAKAMI Ryo	9.676	9.690	19.366
7	PHI	INSO Jones Llabres	9.706	9.406	19.112
8	CAN	CHEUNG Murray	9.373	9.310	18.683
9	KOR	YU Wonhee	8.733	DNS	8.733

Chief Scheduler-Recorder:

Head Judge:

Legend:

DNS Did not start



Medallists

As of SAT 9 AUG 2025

Medal	Athlete	NOC Code
GOLD	YEUNG Chung Hei	HKG
SILVER	ARAYA Tomohiro	JPN
BRONZE	TAY Yu Xuan	SGP

Chief Scheduler-Recoder:

Head Judge:

**Start List**

As of THU 7 AUG 2025

Start Order	Name	NOC Code
1	SUN Chia Hung	TPE
2	INSO Jones Llabres	PHI
3	ARAYA Tomohiro	JPN
4	WONG Hosea Zheng Yu	BRU
5	CHEUNG Murray	CAN
6	YEUNG Chung Hei	HKG
7	YU Wonhee	KOR
8	TAY Yu Xuan	SGP
9	MURAKAMI Ryo	JPN

Chief Scheduler-Recoder: _____

Head Judge: _____



Results

As of FRI 8 AUG 2025

Rank	NOC Code	Name	A	B	C	T	Time_Deduction	Score
1	HKG	YEUNG Chung Hei	5.00	2.766	2.00			9.766
2	TPE	SUN Chia Hung	5.00	2.763	2.00			9.763
3	SGP	TAY Yu Xuan	5.00	2.740	2.00			9.740
4	BRU	WONG Hosea Zheng Yu	5.00	2.730	2.00			9.730
5	JPN	ARAYA Tomohiro	4.95	2.760	2.00			9.710
6	PHI	INSO Jones Llabres	5.00	2.706	2.00			9.706
7	JPN	MURAKAMI Ryo	4.95	2.726	2.00			9.676
8	CAN	CHEUNG Murray	4.80	2.673	1.90			9.373
9	KOR	YU Wonhee	4.85	2.733	1.25		-0.10	8.733

Chief Scheduler-Recorder:

Head Judge:

Legend:

A Quality of Movement

B Overall Performance

C Degree of Difficulty

T May deduct points should a routine duration be for choreography errors

Time_Deduction May deduct points should a routine duration be under or over time

**Start List**

As of THU 7 AUG 2025

Start Order	Name	NOC Code
1	YEUNG Chung Hei	HKG
2	SUN Chia Hung	TPE
3	INSO Jones Llabres	PHI
4	TAY Yu Xuan	SGP
5	WONG Hosea Zheng Yu	BRU
6	ARAYA Tomohiro	JPN
7	CHEUNG Murray	CAN
8	MURAKAMI Ryo	JPN
9	YU Wonhee	KOR

Chief Scheduler-Recoder: _____

Head Judge: _____



Results

As of SAT 9 AUG 2025

Rank	NOC Code	Name	A	B	C	T	Time_Deduction	Score
1	JPN	ARAYA Tomohiro	5.00	2.766	2.00			9.766
2	HKG	YEUNG Chung Hei	5.00	2.760	2.00			9.760
3	SGP	TAY Yu Xuan	5.00	2.736	2.00			9.736
4	BRU	WONG Hosea Zheng Yu	5.00	2.723	2.00			9.723
5	TPE	SUN Chia Hung	4.95	2.760	2.00			9.710
6	JPN	MURAKAMI Ryo	4.95	2.740	2.00			9.690
7	PHI	INSO Jones Llabres	4.90	2.706	1.80			9.406
8	CAN	CHEUNG Murray	4.80	2.660	1.85			9.310
DNS	KOR	YU Wonhee	-	-	-			-

Chief Scheduler-Recoder: _____

Head Judge: _____

Legend:

A Quality of Movement **B** Overall Performance **C** Degree of Difficulty
T May deduct points should a routine duration be for choreography errors
Time_Deduction May deduct points should a routine duration be under or over time
DNS Did not start



TWG
2025
CHENGDU



WUSHU

Women's 52kg



Entry List By Event

As of THU 7 AUG 2025

NOC Code	Name	Date of Birth
BRA	PRADO CAMARGO Edinea	21 MAY 1989
CHN	CHEN Mengyue	27 APR 2000
IND	BATRA Namrata	6 SEP 2000
ITA	SIRTO Elisabetta	12 OCT 2000
LBN	EL RASSI Barbara	17 OCT 1995
PHI	COLLADO Krizan Faith	25 JUL 2005
UZB	BOYMURODOVA Charos	17 APR 2007
VIE	NGO Thi Phuong Nga	29 AUG 2001



Brackets

As of TUE 12 AUG 2025

Quarterfinals	Semifinals	Final
1 NGO Thi Phuong Nga (VIE)	NGO Thi Phuong Nga (VIE)	CHEN Mengyue (CHN) 2:0
8 - Bye -		
5 BOYMURODOVA Charos (UZB)	CHEN Mengyue (CHN) WPD	CHEN Mengyue (CHN) 2:0
4 CHEN Mengyue (CHN)		
3 BATRA Namrata (IND)	BATRA Namrata (IND) 2:0	
6 EL RASSI Barbara (LBN)		BATRA Namrata (IND) 2:0
7 COLLADO Krizan Faith (PHI)	COLLADO Krizan Faith (PHI) 2:0	
2 SIRTO Elisabetta (ITA)		

Gold Medal

CHN - CHEN Mengyue

Silver Medal

IND - BATRA Namrata

Bronze Medal

VIE - NGO Thi Phuong Nga

Bronze Medal Bout

NGO Thi Phuong Nga (VIE)	NGO Thi Phuong Nga (VIE) WPD
COLLADO Krizan Faith (PHI)	

Legend:

WBR Win by Rounds **WPD** Win by Point Difference



Medallists

As of TUE 12 AUG 2025

Medal	Name	NOC Code
Gold	CHEN Mengyue	CHN
Silver	BATRA Namrata	IND
Bronze	NGO Thi Phuong Nga	VIE

Head Judge: _____

Chief Referee: _____



Results

As of TUE 12 AUG 2025

Winner					WPD	Loser				
Red						Blue				
VIE-NGO Thi Phuong Nga(51.80KG)						PHI-COLLADO Krizan Faith(51.73KG)				
Admonitions	Warning	F/0	F/C	Score	Round Winner	Score	F/C	F/0	Warning	Admonitions
0	0	0	0	-	R1 Red(WPD)	-	0	0	0	0

Chief Scheduler-Recorder: _____

Head Judge: _____

Legend:

WPD Win by Point Difference



Results

As of TUE 12 AUG 2025

Winner					2:0	Loser				
Red						Blue				
CHN-CHEN Mengyue(50.76KG)						IND-BATRA Namrata(51.78KG)				
Admonitions	Warning	F/0	F/C	Score	Round Winner	Score	F/C	F/0	Warning	Admonitions
0	0	0	0	5	R1 Red	0	0	0	0	0
0	0	0	0	3+1D	R2 Red	1+1D	0	0	0	0

Chief Scheduler-Recorder: _____

Head Judge: _____



Results

As of MON 11 AUG 2025

Loser					0:2	Winner				
Red						Blue				
VIE-NGO Thi Phuong Nga(51.90KG)						CHN-CHEN Mengyue(51.19KG)				
Admonitions	Warning	F/0	F/C	Score	Round Winner	Score	F/C	F/0	Warning	Admonitions
0	0	0	0	0	R1 Blue	5	0	0	0	0
0	0	0	0	0	R2 Blue	5	0	0	0	0

Chief Scheduler-Recorder: _____

Head Judge: _____



Results

As of MON 11 AUG 2025

Winner					2:0	Loser				
Red						Blue				
IND-BATRA Namrata(51.85KG)						PHI-COLLADO Krizan Faith(51.06KG)				
Admonitions	Warning	F/0	F/C	Score	Round Winner	Score	F/C	F/0	Warning	Admonitions
0	0	0	0	4	R1 Red	1	0	0	0	0
0	0	0	0	5	R2 Red	0	0	0	0	0

Chief Scheduler-Recorder: _____

Head Judge: _____



Results

As of SUN 10 AUG 2025

Loser					WPD	Winner					
Red						Blue					
UZB-BOYMURODOVA Charos(50.87KG)						CHN-CHEN Mengyue(51.04KG)					
Admonitions	Warning	F/0	F/C	Score	Round Winner	Score	F/C	F/0	Warning	Admonitions	
0	0	0	0	0	R1 Blue	5	0	0	0	0	
0	0	0	0	-	R2 Blue(WPD)	-	0	0	0	0	

Chief Scheduler-Recorder: _____

Head Judge: _____

Legend:

WPD Win by Point Difference



Results

As of SUN 10 AUG 2025

Winner					2:0	Loser					
Red						Blue					
IND-BATRA Namrata(51.14KG)						LBN-EL RASSI Barbara(51.53KG)					
Admonitions	Warning	F/0	F/C	Score	Round Winner	Score	F/C	F/0	Warning	Admonitions	
0	0	0	0	4	R1 Red	1	0	0	0	0	
0	0	0	0	5	R2 Red	0	0	0	0	0	

Chief Scheduler-Recorder: _____

Head Judge: _____



Results

As of SUN 10 AUG 2025

Winner					2:0	Loser					
Red						Blue					
PHI-COLLADO Krizan Faith(51.35KG)						ITA-SIRTO Elisabetta(50.58KG)					
Admonitions	Warning	F/0	F/C	Score	Round Winner	Score	F/C	F/0	Warning	Admonitions	
0	0	0	0	5	R1 Red	0	0	0	0	0	
0	0	0	0	5	R2 Red	0	0	0	0	0	

Chief Scheduler-Recorder: _____

Head Judge: _____



TWG
2025
CHENGDU



WUSHU

Women's 60kg



Entry List By Event

As of THU 7 AUG 2025

NOC Code	Name	Date of Birth
AIN	KRIUKOVA Viktoriia	25 APR 2004
CHN	LI Zhiqin	22 OCT 1998
ESP	FERNANDES Marta Coral	19 JUN 1987
HKG	CHAN Tsz Ching	30 AUG 2006
IND	NAOREM Roshibina Devi	30 DEC 2000
IRI	MANSOURIAN SEMIROMI Soheila	23 SEP 1988
SUI	SCHUMACHER Salome Yael	4 JUL 2004
VIE	NGUYEN Thi Thu Thuy	23 MAY 1998



Brackets

As of TUE 12 AUG 2025

Quarterfinals	Semifinals	Final
1 KRIUKOVA Viktoriia (AIN)	NGUYEN Thi Thu Thuy (VIE) WPD	NGUYEN Thi Thu Thuy (VIE) 2:0
8 NGUYEN Thi Thu Thuy (VIE)		
5 FERNANDES Marta Coral (ESP)	CHAN Tsz Ching (HKG) 2:0	
4 CHAN Tsz Ching (HKG)		
3 NAOREM Roshibina Devi (IND)	LI Zhiqin (CHN) 2:1	LI Zhiqin (CHN) 2:0
6 LI Zhiqin (CHN)		
7 MANSOURIAN SEMIROMI Soheila (IRI)	MANSOURIAN SEMIROMI Soheila (IRI) WPD	
2 SCHUMACHER Salome Yael (SUI)		

Gold Medal

CHN - LI Zhiqin

Silver Medal

VIE - NGUYEN Thi Thu Thuy

Bronze Medal

IRI - MANSOURIAN SEMIROMI Soheila

Bronze Medal Bout
CHAN Tsz Ching (HKG)
MANSOURIAN SEMIROMI Soheila (IRI) 2:0

Legend:
WBR Win by Rounds
WPD Win by Point Difference



Medallists

As of TUE 12 AUG 2025

Medal	Name	NOC Code
Gold	LI Zhiqin	CHN
Silver	NGUYEN Thi Thu Thuy	VIE
Bronze	MANSOURIAN SEMIROMI Soheila	IRI

Head Judge: _____

Chief Referee: _____



Results

As of TUE 12 AUG 2025

Loser					0:2	Winner				
Red						Blue				
HKG-CHAN Tsz Ching(56.77KG)						IRI-MANSOURIAN SEMIROMI Soheila(59.61KG)				
Admonitions	Warning	F/0	F/C	Score	Round Winner	Score	F/C	F/0	Warning	Admonitions
0	0	1	0	0	R1 Blue	5	0	0	0	0
0	0	0	0	0	R2 Blue	5	0	0	0	0

Chief Scheduler-Recorder: _____

Head Judge: _____



Results

As of TUE 12 AUG 2025

Loser					0:2	Winner					
Red						Blue					
VIE-NGUYEN Thi Thu Thuy(58.10KG)						CHN-LI Zhiqin(59.46KG)					
Admonitions	Warning	F/0	F/C	Score	Round Winner	Score	F/C	F/0	Warning	Admonitions	
0	0	0	0	0	R1 Blue	5	0	0	0	0	
0	0	0	0	0	R2 Blue	5	0	0	0	0	

Chief Scheduler-Recorder: _____

Head Judge: _____



Results

As of MON 11 AUG 2025

Winner					2:0	Loser					
Red						Blue					
VIE-NGUYEN Thi Thu Thuy(58.10KG)						HKG-CHAN Tsz Ching(56.91KG)					
Admonitions	Warning	F/0	F/C	Score	Round Winner	Score	F/C	F/0	Warning	Admonitions	
0	0	0	0	5	R1 Red	0	0	2	0	0	
0	0	0	0	5	R2 Red	0	0	1	0	0	

Chief Scheduler-Recorder: _____

Head Judge: _____



Results

As of MON 11 AUG 2025

Winner					2:0	Loser				
Red						Blue				
CHN-LI Zhiqin(59.46KG)						IRI-MANSOURIAN SEMIROMI Soheila(59.59KG)				
Admonitions	Warning	F/0	F/C	Score	Round Winner	Score	F/C	F/0	Warning	Admonitions
0	0	0	0	2+2D	R1 Red	1+2D	0	0	0	0
0	0	0	0	4	R2 Red	1	0	0	0	0

Chief Scheduler-Recorder: _____

Head Judge: _____



Results

As of SUN 10 AUG 2025

Loser					WPD	Winner				
Red						Blue				
AIN-KRIUKOVA Viktoriia(59.24KG)						VIE-NGUYEN Thi Thu Thuy(57.99KG)				
Admonitions	Warning	F/0	F/C	Score	Round Winner	Score	F/C	F/0	Warning	Admonitions
0	0	0	0	-	R1 Blue(WPD)	-	0	0	0	0

Chief Scheduler-Recorder: _____

Head Judge: _____

Legend:

WPD Win by Point Difference



Results

As of SUN 10 AUG 2025

Loser					0:2	Winner					
Red						Blue					
ESP-FERNANDES Marta Coral(57.95KG)						HKG-CHAN Tsz Ching(57.23KG)					
Admonitions	Warning	F/0	F/C	Score	Round Winner	Score	F/C	F/0	Warning	Admonitions	
0	0	1	0	0	R1 Blue	5	0	0	0	0	
0	0	0	0	0	R2 Blue	5	0	0	0	0	

Chief Scheduler-Recorder: _____

Head Judge: _____



Results

As of SUN 10 AUG 2025

Loser					1:2	Winner					
Red						Blue					
IND-NAOREM Roshibina Devi(59.05KG)						CHN-LI Zhiqin(59.24KG)					
Admonitions	Warning	F/0	F/C	Score	Round Winner	Score	F/C	F/0	Warning	Admonitions	
0	0	0	0	0	R1 Blue	5	0	0	0	0	
0	0	0	0	2+1D	R2 Red	2+1D	0	1	0	0	
0	0	0	0	0	R3 Blue	5	0	0	0	0	

Chief Scheduler-Recorder: _____

Head Judge: _____



Results

As of SUN 10 AUG 2025

Winner					WPD	Loser					
Red						Blue					
IRI-MANSOURIAN SEMIROMI Soheila(59.74KG)						SUI-SCHUMACHER Salome Yael(57.65KG)					
Admonitions	Warning	F/0	F/C	Score	Round Winner	Score	F/C	F/0	Warning	Admonitions	
0	0	0	0	5	R1 Red	0	1	0	0	0	
0	0	0	0	-	R2 Red(WPD)	-	1	0	0	0	

Chief Scheduler-Recorder: _____

Head Judge: _____

Legend:

WPD Win by Point Difference



TWG
2025
CHENGDU



WUSHU

Women's 70kg



Entry List By Event

As of THU 7 AUG 2025

NOC Code	Name	Date of Birth
AIN	KOTOVA Anastasiia	11 JUL 2006
BER	DYER Krista	14 JAN 1988
BRA	de OLIVEIRA MARTINS Raine Cristina	8 NOV 1996
CHN	ZHU Hailan	16 NOV 1995
CIV	HABA Jeanne	4 JUL 1997
EGY	ALY Menaalla	15 AUG 2002
IRI	BAGHERZADEHVASKAS Seyedehyasaman	19 MAR 2004
TKM	GOVSHUDOVA Govher	21 NOV 2002



Medallists

As of TUE 12 AUG 2025

Medal	Name	NOC Code
Gold	BAGHERZADEHVASKAS Seyedehyasaman	IRI
Silver	ZHU Hailan	CHN
Bronze	ALY Menaalla	EGY

Head Judge: _____

Chief Referee: _____



Results

As of TUE 12 AUG 2025

Loser					0:2	Winner					
Red						Blue					
BER-DYER Krista(67.94KG)						EGY-ALY Menaalla(69.40KG)					
Admonitions	Warning	F/0	F/C	Score	Round Winner	Score	F/C	F/0	Warning	Admonitions	
0	0	0	0	0+1D	R1 Blue	4+1D	0	0	0	0	
0	0	0	0	0	R2 Blue	5	0	0	0	0	

Chief Scheduler-Recorder: _____

Head Judge: _____



Results

As of TUE 12 AUG 2025

Winner					2:1	Loser					
Red						Blue					
IRI-BAGHERZADEHVASKAS Seyedehtyasaman(69.41KG)						CHN-ZHU Hailan(69.11KG)					
Admonitions	Warning	F/0	F/C	Score	Round Winner	Score	F/C	F/0	Warning	Admonitions	
0	0	0	0	1+3D	R1 Blue	1+3D	0	1	0	0	
0	0	0	0	4+1D	R2 Red	0+1D	0	1	0	0	
0	0	0	0	5	R3 Red	0	0	0	0	0	

Chief Scheduler-Recorder: _____

Head Judge: _____



Results

As of MON 11 AUG 2025

Loser					WPD	Winner				
Red						Blue				
BER-DYER Krista(67.76KG)						IRI-BAGHERZADEHVASKAS Seyedehyasaman(69.49KG)				
Admonitions	Warning	F/0	F/C	Score	Round Winner	Score	F/C	F/0	Warning	Admonitions
0	0	0	0	-	R1 Blue(WPD)	-	0	0	0	0

Chief Scheduler-Recorder: _____

Head Judge: _____

Legend:

WPD Win by Point Difference



Results

As of MON 11 AUG 2025

Winner					2:0	Loser				
Red						Blue				
CHN-ZHU Hailan(69.73KG)						EGY-ALY Menaalla(69.45KG)				
Admonitions	Warning	F/0	F/C	Score	Round Winner	Score	F/C	F/0	Warning	Admonitions
0	0	0	0	5	R1 Red	0	0	0	0	0
0	0	0	0	5	R2 Red	0	0	0	0	0

Chief Scheduler-Recorder: _____

Head Judge: _____



Results

As of SUN 10 AUG 2025

Winner					WPD	Loser				
Red						Blue				
IRI-BAGHERZADEHVASKAS Seyedehyasaman(69.73KG)						BRA-DE OLIVEIRA MARTINS Raine Cristina(69.72KG)				
Admonitions	Warning	F/0	F/C	Score	Round Winner	Score	F/C	F/0	Warning	Admonitions
0	0	0	0	-	R1 Red(WPD)	-	0	0	0	0

Chief Scheduler-Recorder: _____

Head Judge: _____

Legend:

WPD Win by Point Difference



Results

As of SUN 10 AUG 2025

Loser					WPD	Winner				
Red						Blue				
TKM-GOVSHUDOVA Govher(67.82KG)						CHN-ZHU Hailan(69.53KG)				
Admonitions	Warning	F/0	F/C	Score	Round Winner	Score	F/C	F/0	Warning	Admonitions
0	0	0	0	0	R1 Blue	5	0	0	0	0
0	0	0	0	-	R2 Blue(WPD)	-	0	0	0	0

Chief Scheduler-Recorder: _____

Head Judge: _____

Legend:
WPD Win by Point Difference



Results

As of SUN 10 AUG 2025

Loser					0:2	Winner					
Red						Blue					
AIN-KOTOVA Anastasiia(69.21KG)						EGY-ALY Menaalla(68.71KG)					
Admonitions	Warning	F/0	F/C	Score	Round Winner	Score	F/C	F/0	Warning	Admonitions	
0	0	0	0	0	R1 Blue	5	0	0	0	0	
0	0	1	0	0	R2 Blue	5	0	0	0	0	

Chief Scheduler-Recorder: _____

Head Judge: _____



TWG
2025
CHENGDU



WUSHU

Women's Changquan -
Jianshu - Qiangshu



Entry List By Event

As of THU 7 AUG 2025

NOC Code	Name	Date of Birth
BRA	SILVA dos SANTOS Michele	8 AUG 1991
CAN	CAI Winnie	1 JAN 2001
FRA	VAUCHEZ Juliette	12 DEC 1997
GBR	LIU Huicong	20 JAN 1994
HKG	SHAM Hui Yu Lydia	3 AUG 2000
INA	GERALDINE Patricia	23 SEP 2003
JPN	KIDA Nanoha	31 MAR 2000
MAS	PANG Pui Yee	23 JAN 1999
VIE	DUONG Thuy Vi	11 MAY 1993



Results Summary

As of SAT 9 AUG 2025

Rank	NOC Code	Name	Changquan	Jianshu	Qiangshu	Total
1	HKG	SHAM Hui Yu Lydia	9.750	9.760	9.750	29.260
2	MAS	PANG Pui Yee	9.730	9.726	9.733	29.189
3	JPN	KIDA Nanoha	9.730	9.650	9.736	29.116
4	INA	GERALDINE Patricia	9.726	9.533	9.736	28.995
5	CAN	CAI Winnie	9.150	9.696	9.706	28.552
6	FRA	VAUCHEZ Juliette	9.240	9.513	9.710	28.463
7	BRA	SILVA dos SANTOS Michele	9.346	9.440	9.340	28.126
8	GBR	LIU Huicong	9.070	9.380	9.530	27.980
9	VIE	DUONG Thuy Vi	9.146	DNS	DNS	9.146

Chief Scheduler-Recorder:

Head Judge:

Legend:

DNS Did not start



Medallists

As of SAT 9 AUG 2025

Medal	Athlete	NOC Code
GOLD	SHAM Hui Yu Lydia	HKG
SILVER	PANG Pui Yee	MAS
BRONZE	KIDA Nanoha	JPN

Chief Scheduler-Recorder:

Head Judge:

FRI 8 AUG 2025
Start Time: 19:25**Start List**

As of THU 7 AUG 2025

Start Order	Name	NOC Code
1	LIU Huicong	GBR
2	SILVA dos SANTOS Michele	BRA
3	GERALDINE Patricia	INA
4	VAUCHEZ Juliette	FRA
5	CAI Winnie	CAN
6	SHAM Hui Yu Lydia	HKG
7	KIDA Nanoha	JPN
8	DUONG Thuy Vi	VIE
9	PANG Pui Yee	MAS

Chief Scheduler-Recoder: _____

Head Judge: _____



Results

As of FRI 8 AUG 2025

Rank	NOC Code	Name	A	B	C	T	Time_Deduction	Score
1	HKG	SHAM Hui Yu Lydia	5.00	2.750	2.00			9.750
2	MAS	PANG Pui Yee	5.00	2.730	2.00			9.730
3	JPN	KIDA Nanoha	5.00	2.730	2.00			9.730
4	INA	GERALDINE Patricia	5.00	2.726	2.00			9.726
5	BRA	SILVA dos SANTOS Michele	4.70	2.646	2.00			9.346
6	FRA	VAUCHEZ Juliette	4.55	2.690	2.00			9.240
7	CAN	CAI Winnie	4.90	2.700	1.55			9.150
8	VIE	DUONG Thuy Vi	4.65	2.696	1.80			9.146
9	GBR	LIU Huicong	4.85	2.670	1.55			9.070

Chief Scheduler-Recoder:

Head Judge:

Legend:

A Quality of Movement

B Overall Performance

C Degree of Difficulty

T May deduct points should a routine duration be for choreography errors

Time_Deduction May deduct points should a routine duration be under or over time

**Start List**

As of THU 7 AUG 2025

Start Order	Name	NOC Code
1	KIDA Nanoha	JPN
2	SHAM Hui Yu Lydia	HKG
3	CAI Winnie	CAN
4	SILVA dos SANTOS Michele	BRA
5	PANG Pui Yee	MAS
6	LIU Huicong	GBR
7	DUONG Thuy Vi	VIE
8	GERALDINE Patricia	INA
9	VAUCHEZ Juliette	FRA

Chief Scheduler-Recoder: _____

Head Judge: _____



Results

As of SAT 9 AUG 2025

Rank	NOC Code	Name	A	B	C	T	Time_Deduction	Score
1	HKG	SHAM Hui Yu Lydia	5.00	2.750	2.00			9.750
2	JPN	KIDA Nanoha	5.00	2.736	2.00			9.736
3	INA	GERALDINE Patricia	5.00	2.736	2.00			9.736
4	MAS	PANG Pui Yee	5.00	2.733	2.00			9.733
5	FRA	VAUCHEZ Juliette	5.00	2.710	2.00			9.710
6	CAN	CAI Winnie	5.00	2.706	2.00			9.706
7	GBR	LIU Huicong	4.85	2.680	2.00			9.530
8	BRA	SILVA dos SANTOS Michele	4.70	2.640	2.00			9.340
DNS	VIE	DUONG Thuy Vi	-	-	-			-

Chief Scheduler-Recoder:

Head Judge:

Legend:

A Quality of Movement

B Overall Performance

C Degree of Difficulty

T May deduct points should a routine duration be for choreography errors

Time_Deduction May deduct points should a routine duration be under or over time

DNS Did not start



SAT 9 AUG 2025

Start Time: 19:25

Start List

As of THU 7 AUG 2025

Start Order	Name	NOC Code
1	CAI Winnie	CAN
2	SHAM Hui Yu Lydia	HKG
3	GERALDINE Patricia	INA
4	DUONG Thuy Vi	VIE
5	LIU Huicong	GBR
6	PANG Pui Yee	MAS
7	SILVA dos SANTOS Michele	BRA
8	KIDA Nanoha	JPN
9	VAUCHEZ Juliette	FRA

Chief Scheduler-Recoder: _____

Head Judge: _____



Results

As of SAT 9 AUG 2025

Rank	NOC Code	Name	A	B	C	T	Time_Deduction	Score
1	HKG	SHAM Hui Yu Lydia	5.00	2.760	2.00			9.760
2	MAS	PANG Pui Yee	5.00	2.726	2.00			9.726
3	CAN	CAI Winnie	5.00	2.696	2.00			9.696
4	JPN	KIDA Nanoha	4.90	2.750	2.00			9.650
5	INA	GERALDINE Patricia	4.80	2.733	2.00			9.533
6	FRA	VAUCHEZ Juliette	4.80	2.713	2.00			9.513
7	BRA	SILVA dos SANTOS Michele	4.80	2.640	2.00			9.440
8	GBR	LIU Huicong	4.80	2.680	1.90			9.380
DNS	VIE	DUONG Thuy Vi	-	-	-			-

Chief Scheduler-Recoder:

Head Judge:

Legend:

A Quality of Movement

B Overall Performance

C Degree of Difficulty

T May deduct points should a routine duration be for choreography errors

Time_Deduction May deduct points should a routine duration be under or over time

DNS Did not start



TWG
2025
CHENGDU



WUSHU

Women's Nanquan - Nandao



Entry List By Event

As of THU 7 AUG 2025

NOC Code	Name	Date of Birth
HKG	TSANG Cho Kiu	26 APR 2008
INA	AYU PUSPA DEWI Tasya	15 OCT 2000
IRI	ASADIAN Helia	25 APR 2006
ITA	COSSA Lara	13 NOV 2002
MAS	TAN Cheong Min	20 AUG 1998
POR	CRUZ Silvia	14 MAY 2003
SGP	ONG Kassandra	22 JUL 2006
UZB	LATISHEVA Darya	22 MAR 2000
VIE	DANG Tran Phuong Nhi	26 APR 2004



Results Summary

As of SAT 9 AUG 2025

Rank	NOC Code	Name	Nanquan	Nandao	Total
1	MAS	TAN Cheong Min	9.746	9.733	19.479
2	UZB	LATISHEVA Darya	9.720	9.713	19.433
3	SGP	ONG Kassandra	9.700	9.686	19.386
4	INA	AYU PUSPA DEWI Tasya	9.723	9.653	19.376
5	IRI	ASADIAN Helia	9.690	9.653	19.343
6	VIE	DANG Tran Phuong Nhi	9.720	9.613	19.333
7	ITA	COSSA Lara	9.523	9.620	19.143
8	POR	CRUZ Silvia	9.543	9.443	18.986
9	HKG	TSANG Cho Kiu	8.786	8.783	17.569

Chief Scheduler-Recoder: _____

Head Judge: _____



Medallists

As of SAT 9 AUG 2025

Medal	Athlete	NOC Code
GOLD	TAN Cheong Min	MAS
SILVER	LATISHEVA Darya	UZB
BRONZE	ONG Kassandra	SGP

Chief Scheduler-Recoder:

Head Judge:

FRI 8 AUG 2025
Start Time: 9:25**Start List**

As of THU 7 AUG 2025

Start Order	Name	NOC Code
1	TSANG Cho Kiu	HKG
2	ONG Cassandra	SGP
3	TAN Cheong Min	MAS
4	AYU PUSPA DEWI Tasya	INA
5	CRUZ Silvia	POR
6	LATISHEVA Darya	UZB
7	ASADIAN Helia	IRI
8	COSSA Lara	ITA
9	DANG Tran Phuong Nhi	VIE

Chief Scheduler-Recoder: _____

Head Judge: _____



FRI 8 AUG 2025
Start Time: 9:25

Results

As of FRI 8 AUG 2025

Rank	NOC Code	Name	A	B	C	T	Time_Deduction	Score
1	MAS	TAN Cheong Min	5.00	2.733	2.00			9.733
2	UZB	LATISHEVA Darya	5.00	2.713	2.00			9.713
3	SGP	ONG Cassandra	5.00	2.686	2.00			9.686
4	IRI	ASADIAN Helia	4.95	2.703	2.00			9.653
5	INA	AYU PUSPA DEWI Tasya	4.95	2.703	2.00			9.653
6	ITA	COSSA Lara	5.00	2.620	2.00			9.620
7	VIE	DANG Tran Phuong Nhi	4.90	2.713	2.00			9.613
8	POR	CRUZ Silvia	4.95	2.593	1.90			9.443
9	HKG	TSANG Cho Kiu	5.00	2.683	1.10			8.783

Chief Scheduler-Recoder: _____

Head Judge: _____

Legend:

A Quality of Movement **B** Overall Performance **C** Degree of Difficulty
T May deduct points should a routine duration be for choreography errors
Time_Deduction May deduct points should a routine duration be under or over time



SAT 9 AUG 2025

Start Time: 9:00

Start List

As of THU 7 AUG 2025

Start Order	Name	NOC Code
1	COSSA Lara	ITA
2	LATISHEVA Darya	UZB
3	DANG Tran Phuong Nhi	VIE
4	ASADIAN Helia	IRI
5	AYU PUSPA DEWI Tasya	INA
6	TSANG Cho Kiu	HKG
7	ONG Cassandra	SGP
8	CRUZ Silvia	POR
9	TAN Cheong Min	MAS

Chief Scheduler-Recoder: _____

Head Judge: _____



SAT 9 AUG 2025
Start Time: 9:00

Results

As of SAT 9 AUG 2025

Rank	NOC Code	Name	A	B	C	T	Time_Deduction	Score
1	MAS	TAN Cheong Min	5.00	2.746	2.00			9.746
2	INA	AYU PUSPA DEWI Tasya	5.00	2.723	2.00			9.723
3	VIE	DANG Tran Phuong Nhi	5.00	2.720	2.00			9.720
4	UZB	LATISHEVA Darya	5.00	2.720	2.00			9.720
5	SGP	ONG Kassandra	5.00	2.700	2.00			9.700
6	IRI	ASADIAN Helia	5.00	2.690	2.00			9.690
7	POR	CRUZ Silvia	4.95	2.593	2.00			9.543
8	ITA	COSSA Lara	4.90	2.623	2.00			9.523
9	HKG	TSANG Cho Kiu	4.70	2.686	1.40			8.786

Chief Scheduler-Recoder: _____

Head Judge: _____

Legend:

A Quality of Movement **B** Overall Performance **C** Degree of Difficulty
T May deduct points should a routine duration be for choreography errors
Time_Deduction May deduct points should a routine duration be under or over time



TWG
2025
CHENGDU



WUSHU

Women's Taijiquan - Taijijian



Entry List By Event

As of THU 7 AUG 2025

NOC Code	Name	Date of Birth
BRU	LACHKAR Basma	25 MAR 2003
CHN	LU Zhuoling	22 AUG 2003
JPN	SAITO Shiho	23 DEC 1994
MAS	CHIN Sy Xuan Sydney	16 AUG 1999
PHI	WONG Agatha Chrystenzen	20 MAY 1998
SGP	LAW Zeanne	11 OCT 2005
SGP	TAN Vera	16 MAR 1998
TPE	LIU Pei Hsun	16 SEP 1999
UKR	IVANOVA Oryna	19 FEB 2003



Results Summary

As of FRI 8 AUG 2025

Rank	NOC Code	Name	Taijiquan	Taijijian	Total
1	CHN	LU Zhuoling	9.796	9.726	19.522
2	SGP	LAW Zeanne	9.740	9.690	19.430
3	MAS	CHIN Sy Xuan Sydney	9.680	9.730	19.410
4	BRU	LACHKAR Basma	9.720	9.673	19.393
5	JPN	SAITO Shiho	9.626	9.750	19.376
6	TPE	LIU Pei Hsun	9.393	9.663	19.056
7	PHI	WONG Agatha Chrystenzen	9.160	9.706	18.866
8	SGP	TAN Vera	8.890	9.703	18.593
9	UKR	IVANOVA Oryna	9.690	8.883	18.573

Chief Scheduler-Recoder: _____

Head Judge: _____



Medallists

As of FRI 8 AUG 2025

Medal	Athlete	NOC Code
GOLD	LU Zhuoling	CHN
SILVER	LAW Zeanne	SGP
BRONZE	CHIN Sy Xuan Sydney	MAS

Chief Scheduler-Recoder:

Head Judge:

FRI 8 AUG 2025
Start Time: 10:15**Start List**

As of THU 7 AUG 2025

Start Order	Name	NOC Code
1	SAITO Shiho	JPN
2	TAN Vera	SGP
3	LU Zhuoling	CHN
4	WONG Agatha Chrystenzen	PHI
5	LACHKAR Basma	BRU
6	LIU Pei Hsun	TPE
7	LAW Zeanne	SGP
8	CHIN Sy Xuan Sydney	MAS
9	IVANOVA Oryna	UKR

Chief Scheduler-Recoder: _____

Head Judge: _____



FRI 8 AUG 2025
Start Time: 10:15

Results

As of FRI 8 AUG 2025

Rank	NOC Code	Name	A	B	C	T	Time_Deduction	Score
1	CHN	LU Zhuoling	5.00	2.796	2.00			9.796
2	SGP	LAW Zeanne	5.00	2.740	2.00			9.740
3	BRU	LACHKAR Basma	5.00	2.720	2.00			9.720
4	UKR	IVANOVA Oryna	5.00	2.690	2.00			9.690
5	MAS	CHIN Sy Xuan Sydney	4.95	2.730	2.00			9.680
6	JPN	SAITO Shiho	4.90	2.726	2.00			9.626
7	TPE	LIU Pei Hsun	4.80	2.693	1.90			9.393
8	PHI	WONG Agatha Chrystenzen	5.00	2.710	1.45			9.160
9	SGP	TAN Vera	4.95	2.690	1.25			8.890

Chief Scheduler-Recoder: _____

Head Judge: _____

Legend:

A Quality of Movement **B** Overall Performance **C** Degree of Difficulty
T May deduct points should a routine duration be for choreography errors
Time_Deduction May deduct points should a routine duration be under or over time

FRI 8 AUG 2025
Start Time: 19:50**Start List**

As of THU 7 AUG 2025

Start Order	Name	NOC Code
1	LAW Zeanne	SGP
2	LACHKAR Basma	BRU
3	SAITO Shiho	JPN
4	TAN Vera	SGP
5	IVANOVA Oryna	UKR
6	CHIN Sy Xuan Sydney	MAS
7	WONG Agatha Chrystenzen	PHI
8	LU Zhuoling	CHN
9	LIU Pei Hsun	TPE

Chief Scheduler-Recoder: _____

Head Judge: _____



FRI 8 AUG 2025
Start Time: 19:50

Results

As of FRI 8 AUG 2025

Rank	NOC Code	Name	A	B	C	T	Time_Deduction	Score
1	JPN	SAITO Shiho	5.00	2.750	2.00			9.750
2	MAS	CHIN Sy Xuan Sydney	5.00	2.730	2.00			9.730
3	CHN	LU Zhuoling	4.95	2.776	2.00			9.726
4	PHI	WONG Agatha Chrystenzen	5.00	2.706	2.00			9.706
5	SGP	TAN Vera	5.00	2.703	2.00			9.703
6	SGP	LAW Zeanne	4.95	2.740	2.00			9.690
7	BRU	LACHKAR Basma	4.95	2.723	2.00			9.673
8	TPE	LIU Pei Hsun	4.95	2.713	2.00			9.663
9	UKR	IVANOVA Oryna	4.95	2.683	1.25			8.883

Chief Scheduler-Recoder:

Head Judge:

Legend:

A Quality of Movement

B Overall Performance

C Degree of Difficulty

T May deduct points should a routine duration be for choreography errors

Time_Deduction May deduct points should a routine duration be under or over time