



TWG
2025
CHENGDU




CHEERLEADING

RESULTS BOOK

TABLE OF CONTENTS




	Cheerleading	1
1	Table of Contents	2
2	Competition Schedule	3
3	Number of Entries by NOC	4
4	Entry List by NOC	5
5	Pom Doubles	6
5.1	Results Summary	7
5.2	Medallists	8
5.3	Final	9
5.3.1	Start List	9
5.3.2	Judges Assignments	10
5.3.3	Results	11
5.4	Semi Finals	12
5.4.1	Phase Results	12
5.4.2	Round 1	13
5.4.2.1	Start List	13
5.4.2.2	Judges Assignments	14
5.4.2.3	Results	15
5.4.3	Round 2	16
5.4.3.1	Start List	16
5.4.3.2	Judges Assignments	17
5.4.3.3	Results	18



Competition Schedule

As of 14 AUG 2025


Date	Start Time	Event	Details
FRI 15 AUG	17:30	Pom Doubles	Semifinal - Round 1
SAT 16 AUG	12:15	Pom Doubles	Semifinal - Round 2
	17:45	Pom Doubles	Final



Number of Entries by NOC

As of 14 AUG 2025

NOC	Number of Gymnasts		
	Men	Women	Total
AUS - Australia		2	2
CHN - People's Republic of China	3	1	4
CRO - Croatia		2	2
ECU - Ecuador		2	2
FIN - Finland		2	2
GBR - Great Britain	1	1	2
JPN - Japan		2	2
MEX - Mexico		2	2
UKR - Ukraine		2	2
USA - United States of America		2	2
Total: 10	4	18	22



Entry List by NOC

As of 14 AUG 2025

NOC	Name	Gender	Event Code	Date of Birth
AUS - Australia				
	GROWDON Emily	F	PD	4 AUG 2004
	MYERSCOUGH Shayla	F	PD	26 MAY 2005
CHN - People's Republic of China				
	LI Jiaxin	F	PD	1 SEP 2005
	LIN Yihang	M	PD	1 OCT 2005
	MA Kewei	M	PD	29 APR 2000
	WANG Yazhou	M	PD	29 NOV 2002
CRO - Croatia				
	MILETIC Rita	F	PD	8 OCT 2007
	PALADIN Dorotea	F	PD	20 SEP 2005
ECU - Ecuador				
	GARCIA Jennifer	F	PD	11 MAR 2001
	VELEZ Fabiana	F	PD	15 APR 2006
FIN - Finland				
	KETTUNEN Caterina	F	PD	9 MAY 2006
	KETTUNEN Lotte	F	PD	26 JUN 2003
GBR - Great Britain				
	KANG Marv	M	PD	25 MAY 2007
	SWINNERTON Rosie	F	PD	15 OCT 2007
JPN - Japan				
	NISHIYAMA Anri	F	PD	25 JUN 2007
	TAJIMA Nagisa	F	PD	24 MAY 2008
MEX - Mexico				
	GONZALEZ Montse	F	PD	26 APR 2006
	REYES Maria	F	PD	19 DEC 2008
UKR - Ukraine				
	MALOSHENKO Anastasiia	F	PD	27 NOV 2003
	TYMOFIEIEVA Yelyzaveta	F	PD	19 OCT 2001
USA - United States of America				
	HOEFT Allison	F	PD	30 SEP 2008
	MARTIN Sydney	F	PD	12 SEP 2005

Legend:


F Female
M Male
PD Pom Doubles

Timing and Results provided by Tissot




CHEERLEADING

Pom Doubles




Results Summary

	Rank	Name	NOC Code	Score
Final				
	1	United States of America	USA	89.860
	2	Ecuador	ECU	87.290
	3	Australia	AUS	84.290
	4	Japan	JPN	84.210
	5	Ukraine	UKR	84.140
	6	People's Republic of China 1	CHN	82.930
	7	Mexico	MEX	81.710
	8	People's Republic of China 2	CHN	80.210
Semifinals				
	9	Croatia	CRO	79.990
	10	Finland	FIN	78.000
	11	Great Britain	GBR	77.130



Medallists


Medal	NOC	Names
GOLD	USA - United States of America	MARTIN Sydney HOEFT Allison
SILVER	ECU - Ecuador	GARCIA Jennifer VELEZ Fabiana
BRONZE	AUS - Australia	MYERSCOUGH Shayla GROWDON Emily



SAT 16 AUG 2025
Start Time 17:45

Start List

Start Order	NOC	NOC Code	Name
1	People's Republic of China 2	CHN	MA Kewei LIN Yihang
2	People's Republic of China 1	CHN	LI Jiaxin WANG Yazhou
3	Australia	AUS	MYERSCOUGH Shayla GROWDON Emily
4	Ukraine	UKR	MALOSHENKO Anastasiia TYMOFIEIEVA Yelyzaveta
5	Japan	JPN	NISHIYAMA Anri TAJIMA Nagisa
6	Mexico	MEX	REYES Maria GONZALEZ Montse
7	Ecuador	ECU	GARCIA Jennifer VELEZ Fabiana
8	United States of America	USA	MARTIN Sydney HOEFT Allison

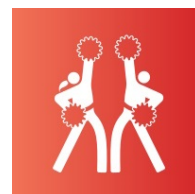


Judges Assignments

Function	Name	NOC Code
E1	LI Li	CHN
E2	BYRNES Brit	AUS
E3	SCHONFELDER Anke	GER
E4	RIFINO Liz	USA
E5	GOKO Satoko	JPN
E6	ACHTE Anne	FIN
E7	PLATAS Ricardo	MEX

Legend:**Ex** Execution Judges (x=1-7)


Timing and Results provided by Tissot



SAT 16 AUG 2025

Results

Rank	NOC	NOC Code	Score
1	United States of America	USA	89.860
2	Ecuador	ECU	87.290
3	Australia	AUS	84.290
4	Japan	JPN	84.210
5	Ukraine	UKR	84.140
6	People's Republic of China 1	CHN	82.930
7	Mexico	MEX	81.710
8	People's Republic of China 2	CHN	80.210




Phase Results

Rank	NOC	NOC Code	Exercise	Exercise Score	Rank	Score
1	United States of America	USA	SF Round 1	88.500	(1)	88.750 Q
			SF Round 2	88.930	(1)	
2	Ecuador	ECU	SF Round 1	84.290	(4)	85.610 Q
			SF Round 2	86.500	(2)	
3	Mexico	MEX	SF Round 1	85.360	(2)	85.360 Q
			SF Round 2	85.360	(3)	
4	Japan	JPN	SF Round 1	84.790	(3)	84.830 Q
			SF Round 2	84.860	(4)	
5	Ukraine	UKR	SF Round 1	83.210	(5)	83.300 Q
			SF Round 2	83.360	(5)	
6	Australia	AUS	SF Round 1	82.640	(6)	82.730 Q
			SF Round 2	82.790	(6)	
7	People's Republic of China 1	CHN	SF Round 1	81.930	(7)	81.670 Q
			SF Round 2	81.500	(7)	
8	People's Republic of China 2	CHN	SF Round 1	80.000	(8)	80.550 Q
			SF Round 2	80.930	(8)	
9	Croatia	CRO	SF Round 1	79.140	(9)	79.990
			SF Round 2	80.570	(9)	
10	Finland	FIN	SF Round 1	77.570	(10)	78.000
			SF Round 2	78.290	(10)	
11	Great Britain	GBR	SF Round 1	76.140	(11)	77.130
			SF Round 2	77.790	(11)	

Legend:


Q Qualified for Final

Timing and Results provided by Tissot



Start List

Start Order	NOC	NOC Code	Name
1	Finland	FIN	KETTUNEN Lotte KETTUNEN Caterina
2	Croatia	CRO	PALADIN Dorotea MILETIC Rita
3	Great Britain	GBR	KANG Marv SWINNERTON Rosie
4	Australia	AUS	MYERSCOUGH Shayla GROWDON Emily
5	Ecuador	ECU	GARCIA Jennifer VELEZ Fabiana
6	People's Republic of China 1	CHN	LI Jiaxin WANG Yazhou
7	People's Republic of China 2	CHN	MA Kewei LIN Yihang
8	United States of America	USA	MARTIN Sydney HOEFT Allison
9	Mexico	MEX	REYES Maria GONZALEZ Montse
10	Japan	JPN	NISHIYAMA Anri TAJIMA Nagisa
11	Ukraine	UKR	MALOSHENKO Anastasiia TYMOFIEIEVA Yelyzaveta




Judges Assignments

Function	Name	NOC Code
E1	LI Li	CHN
E2	BYRNES Brittany	AUS
E3	SCHONFELDER Anke	GER
E4	RIFINO Liz	USA
E5	GOKO Satoko	JPN
E6	ACHTE Anne	FIN
E7	PLATAS Ricardo	MEX


Legend:**Ex** Execution Judges (x=1-7)

Timing and Results provided by Tissot




Results

Rank	NOC	NOC Code	Score
1	United States of America	USA	88.500
2	Mexico	MEX	85.360
3	Japan	JPN	84.790
4	Ecuador	ECU	84.290
5	Ukraine	UKR	83.210
6	Australia	AUS	82.640
7	People's Republic of China 1	CHN	81.930
8	People's Republic of China 2	CHN	80.000
9	Croatia	CRO	79.140
10	Finland	FIN	77.570
11	Great Britain	GBR	76.140



Start List

Start Order	NOC	NOC Code	Name
1	Great Britain	GBR	KANG Marv SWINNERTON Rosie
2	Finland	FIN	KETTUNEN Lotte KETTUNEN Caterina
3	Croatia	CRO	PALADIN Dorotea MILETIC Rita
4	People's Republic of China 2	CHN	MA Kewei LIN Yihang
5	People's Republic of China 1	CHN	LI Jiaxin WANG Yazhou
6	Australia	AUS	MYERSCOUGH Shayla GROWDON Emily
7	Ukraine	UKR	MALOSHENKO Anastasiia TYMOFIEIEVA Yelyzaveta
8	Ecuador	ECU	GARCIA Jennifer VELEZ Fabiana
9	Japan	JPN	NISHIYAMA Anri TAJIMA Nagisa
10	Mexico	MEX	REYES Maria GONZALEZ Montse
11	United States of America	USA	MARTIN Sydney HOEFT Allison




Judges Assignments

Function	Name	NOC Code
E1	LI Li	CHN
E2	BYRNES Brit	AUS
E3	SCHONFELDER Anke	GER
E4	RIFINO Liz	USA
E5	GOKO Satoko	JPN
E6	ACHTE Anne	FIN
E7	PLATAS Ricardo	MEX

Legend:**Ex** Execution Judges (x=1-7)

Timing and Results provided by Tissot



Results

Rank	NOC	NOC Code	Score
1	United States of America	USA	88.930
2	Ecuador	ECU	86.500
3	Mexico	MEX	85.360
4	Japan	JPN	84.860
5	Ukraine	UKR	83.360
6	Australia	AUS	82.790
7	People's Republic of China 1	CHN	81.500
8	People's Republic of China 2	CHN	80.930
9	Croatia	CRO	80.570
10	Finland	FIN	78.290
11	Great Britain	GBR	77.790